



Aquis Park Gold Coast Poly QLD Professional

Race 6: CORPSURE INSURANCE BROKING Maiden Handicap - 1540m

08 June 2024 - 14:26



Track Rating: Synthetic, Weather: Fine, Rail Position: True

Section		Field Times												
		Overall	1400m	1200m	1000m	800m	600m	400m	Last 600m					
		1:33.27 (0:10.29)	1:22.98 (0:11.59)	1:11.39 (0:11.17)	1:00.22 (0:11.69)	0:48.53 (0:12.19)	0:36.34 (0:12.08)	0:24.26 (0:11.99)	0:36.34					
Rank	TAB	Horse/Jockey	Barrier	Top Speed [km/h]	Fastest Section								Distance Travelled [m]	
1	5	BLUE AS BLUE Jag Guthmann-Chester	4	65.6	0:10.66	1:33.27 [1] (0:10.66)	1:22.61 [8] (0:11.56)	1:11.05 [7] (0:11.11)	0:59.94 [5] (0:11.66)	0:48.28 [5] (0:12.15)	0:36.13 [5] (0:12.12)	0:24.01 [4] (0:11.98)	0:36.13	
2	3	ALWAYS SPLIT TENS Noel Callow	7	65.5	0:10.29	1:33.28 [2] (0:10.29)	1:22.99 [1] (0:11.59)	1:11.40 [1] (0:11.19)	1:00.21 [3] (0:11.69)	0:48.52 [2] (0:12.17)	0:36.35 [1] (0:12.08)	0:24.27 [1] (0:11.99)	0:36.35	+0
3	12	TWILIGHT SPARKLE Micheal Hellyer	1	64.2	0:10.41	1:33.71 [3] (0:10.41)	1:23.30 [5] (0:11.61)	1:11.69 [4] (0:11.38)	1:00.31 [6] (0:11.78)	0:48.53 [6] (0:12.14)	0:36.39 [6] (0:12.11)	0:24.28 [6] (0:11.96)	0:36.39	-4
4	6	IDEELIC Andrew Spinks	9	68.4	0:10.52	1:33.82 [4] (0:10.52)	1:23.30 [6] (0:11.37)	1:11.93 [2] (0:11.16)	1:00.77 [1] (0:11.69)	0:49.08 [1] (0:12.27)	0:36.81 [2] (0:12.07)	0:24.74 [2] (0:12.04)	0:36.81	+10
5	2	JOHN'S ROAD Boris Thornton	10	65.9	0:10.38	1:33.89 [5] (0:10.38)	1:23.51 [4] (0:11.72)	1:11.79 [5] (0:11.20)	1:00.59 [4] (0:11.69)	0:48.90 [4] (0:12.11)	0:36.79 [4] (0:12.20)	0:24.59 [5] (0:12.05)	0:36.79	+13
6	8	NO DOUBLE DIPPING Brooke Ainsworth	3	64.3	0:10.81	1:33.99 [6] (0:10.81)	1:23.18 [10] (0:11.44)	1:11.74 [8] (0:11.35)	1:00.39 [8] (0:11.80)	0:48.59 [9] (0:12.17)	0:36.42 [9] (0:12.14)	0:24.28 [9] (0:11.94)	0:36.42	-6
7	10	STILETTOS Brendan Ward	2	65.5	0:10.37	1:34.06 [7] (0:10.37)	1:23.69 [2] (0:11.53)	1:12.16 [3] (0:11.16)	1:01.00 [2] (0:11.78)	0:49.22 [3] (0:12.22)	0:37.00 [3] (0:12.03)	0:24.97 [3] (0:12.17)	0:37.00	+1
8	11	THE HIPPY Shania Willis	6	64.0	0:10.68	1:34.12 [8] (0:10.68)	1:23.44 [9] (0:11.66)	1:11.78 [10] (0:11.49)	1:00.29 [10] (0:11.68)	0:48.61 [10] (0:12.32)	0:36.29 [10] (0:12.03)	0:24.26 [10] (0:11.87)	0:36.29	+7
9	4	DULVERTON CHARM Michael Cahill	5	64.6	0:10.63	1:34.27 [9] (0:10.63)	1:23.64 [7] (0:11.53)	1:12.11 [6] (0:11.44)	1:00.67 [9] (0:11.76)	0:48.91 [8] (0:12.09)	0:36.82 [8] (0:12.08)	0:24.74 [8] (0:12.10)	0:36.82	+1
10	1	JIVE TURKEY Jai Williams	11	65.7	0:10.37	1:34.27 [10] (0:10.37)	1:23.90 [3] (0:11.96)	1:11.94 [9] (0:11.25)	1:00.69 [7] (0:11.67)	0:49.02 [7] (0:12.18)	0:36.84 [7] (0:12.09)	0:24.75 [7] (0:12.18)	0:36.84	+14

Scratched: Ready Enable (#9), Meanasenko (#7)

[] Ranking at each section and finish
 -:-:- No data available at this section
 NA No data available

SCN Saddle cloth number
 DNF Did not finish
 DNT Did not track



Aquis Park Gold Coast Poly QLD Professional

Race 6: CORPSURE INSURANCE BROKING Maiden Handicap - 1540m

08 June 2024 - 14:26



Track Rating: Synthetic, Weather: Fine, Rail Position: True

Section							200m			Last 600m
Field Times							0:12.27			0:36.34
							(0:12.27)			
Rank	TAB	Horse/Jockey	Barrier	Top Speed [km/h]	Fastest Section	Margin			Distance Travelled [m]	
1	5	BLUE AS BLUE	4	65.6	0:10.66	0:12.03 [3]	1:33.27		0:36.13	
		Jag Guthmann-Chester		1200m	Overall	(0:12.03)				
2	3	ALWAYS SPLIT TENS	7	65.5	0:10.29	0:12.28 [1]	0.1L		0:36.35 +0	
		Noel Callow		1400m	Overall	(0:12.28)				
3	12	TWILIGHT SPARKLE	1	64.2	0:10.41	0:12.32 [6]	2.6L		0:36.39 -4	
		Micheal Hellyer		1200m	Overall	(0:12.32)				
4	6	IDEELIC	9	68.4	0:10.52	0:12.70 [2]	3.1L		0:36.81 +10	
		Andrew Spinks		1400m	Overall	(0:12.70)				
5	2	JOHN'S ROAD	10	65.9	0:10.38	0:12.54 [5]	3.4L		0:36.79 +13	
		Boris Thornton		1200m	Overall	(0:12.54)				
6	8	NO DOUBLE DIPPING	3	64.3	0:10.81	0:12.34 [8]	3.9L		0:36.42 -6	
		Brooke Ainsworth		1200m	Overall	(0:12.34)				
7	10	STILETTOS	2	65.5	0:10.37	0:12.80 [4]	4.2L		0:37.00 +1	
		Brendan Ward		1200m	Overall	(0:12.80)				
8	11	THE HIPPY	6	64.0	0:10.68	0:12.39 [10]	4.5L		0:36.29 +7	
		Shania Willis		1400m	Overall	(0:12.39)				
9	4	DULVERTON CHARM	5	64.6	0:10.63	0:12.64 [7]	5.3L		0:36.82 +1	
		Michael Cahill		1400m	Overall	(0:12.64)				
10	1	JIVE TURKEY	11	65.7	0:10.37	0:12.57 [9]	5.4L		0:36.84 +14	
		Jai Williams		1400m	Overall	(0:12.57)				

Scratched: Ready Enable (#9), Meanasenko (#7)



Horse/Jockey Name	Blue As Blue
Final Rank	1
Fastest Section Time (Section)	0:10.66 (Overall)
Top Speed [km/h] (Section)	65.6 (1200m)
Race State	Finished



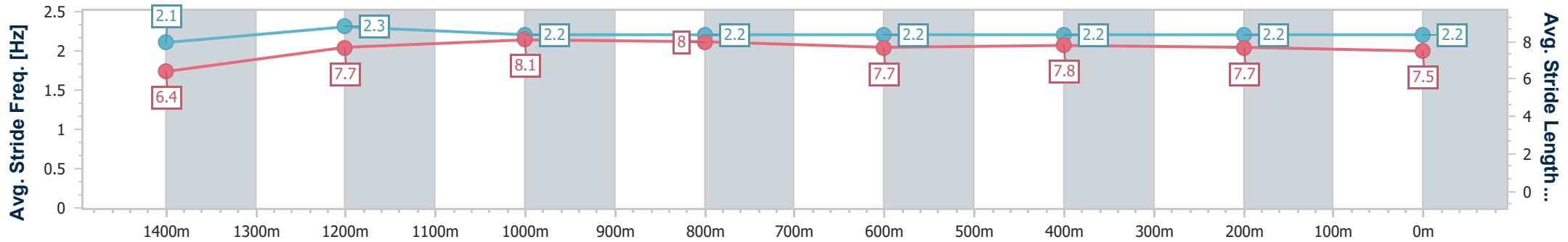
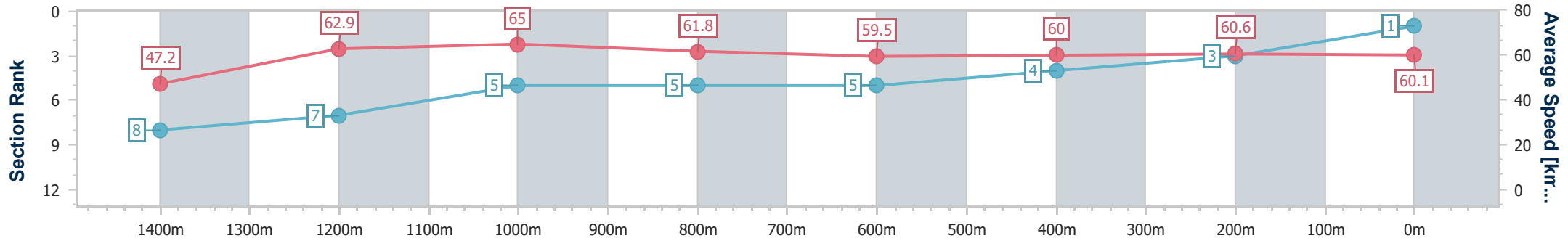
Aquis Park Gold Coast Poly QLD Professional
 Race 6: CORPSURE INSURANCE BROKING Maiden Handicap - 1540m



08 June 2024 - 14:26

Track Rating: Synthetic, Weather: Fine, Rail Position: True

Section	Overall	1400m	1200m	1000m	800m	600m	400m	200m
Section Times	1:33.27 [1] (0:10.66)	1:22.61 [8] (0:11.56)	1:11.05 [7] (0:11.11)	0:59.94 [5] (0:11.66)	0:48.28 [5] (0:12.15)	0:36.13 [5] (0:12.12)	0:24.01 [4] (0:11.98)	0:12.03 [3] (0:12.03)
Average Speed [km/h]	47.2	62.9	65.0	61.8	59.5	60.0	60.6	60.1
Top Speed [km/h]	62.9	63.7	65.6	63.2	60.3	60.9	61.3	60.6
Avg. Dist. to Rail [m]	4.2	1.3	0.6	0.8	1.0	2.0	4.2	6.6
Avg. Stride Freq. [Hz]	2.1	2.3	2.2	2.2	2.2	2.2	2.2	2.2
Avg. Stride Length [m]	6.4	7.7	8.1	8.0	7.7	7.8	7.7	7.5



- [] Ranking at each section and finish
- .-.- No data available at this section
- NA No data available



Horse/Jockey Name	Always Split Tens
Final Rank	2
Fastest Section Time (Section)	0:10.29 (Overall)
Top Speed [km/h] (Section)	65.5 (1400m)
Race State	Finished



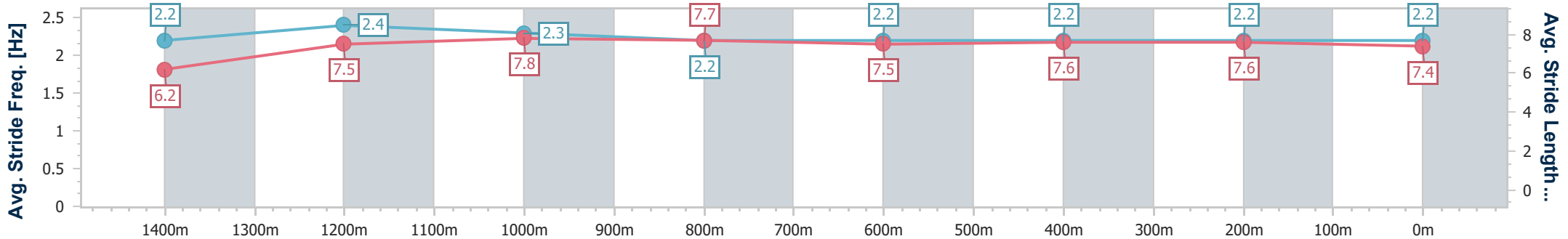
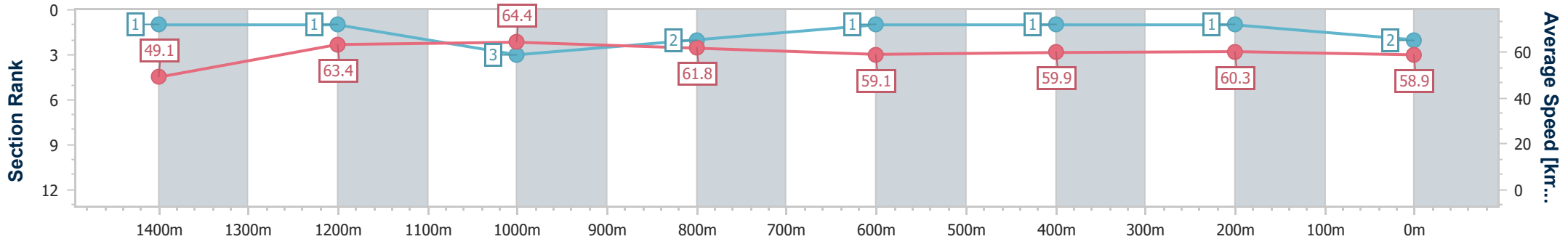
Aquis Park Gold Coast Poly QLD Professional
 Race 6: CORPSURE INSURANCE BROKING Maiden Handicap - 1540m



08 June 2024 - 14:26

Track Rating: Synthetic, Weather: Fine, Rail Position: True

Section	Overall	1400m	1200m	1000m	800m	600m	400m	200m
Section Times	1:33.28 [2] (0:10.29)	1:22.99 [1] (0:11.59)	1:11.40 [1] (0:11.19)	1:00.21 [3] (0:11.69)	0:48.52 [2] (0:12.17)	0:36.35 [1] (0:12.08)	0:24.27 [1] (0:11.99)	0:12.28 [1] (0:12.28)
Average Speed [km/h]	49.1	63.4	64.4	61.8	59.1	59.9	60.3	58.9
Top Speed [km/h]	65.4	65.5	65.4	62.8	60.6	60.9	60.6	60.1
Avg. Dist. to Rail [m]	6.6	2.8	1.9	0.8	0.5	1.4	1.9	3.3
Avg. Stride Freq. [Hz]	2.2	2.4	2.3	2.2	2.2	2.2	2.2	2.2
Avg. Stride Length [m]	6.2	7.5	7.8	7.7	7.5	7.6	7.6	7.4



- [] Ranking at each section and finish
- .-.- No data available at this section
- NA No data available



Horse/Jockey Name	Twilight Sparkle
Final Rank	3
Fastest Section Time (Section)	0:10.41 (Overall)
Top Speed [km/h] (Section)	64.2 (1200m)
Race State	Finished



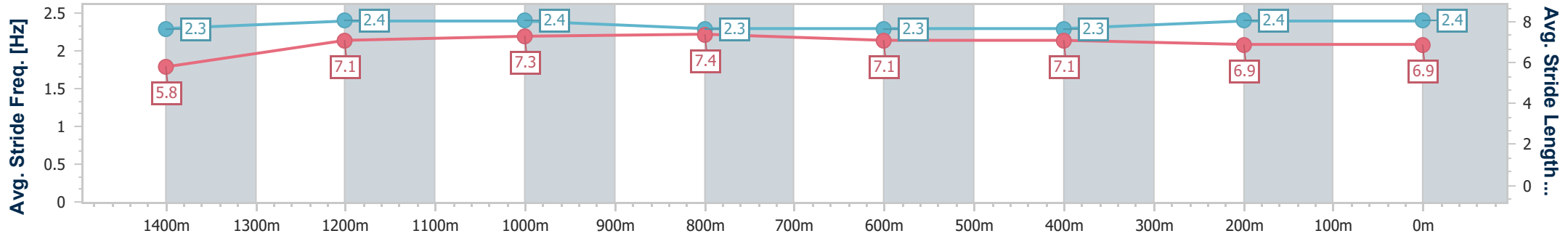
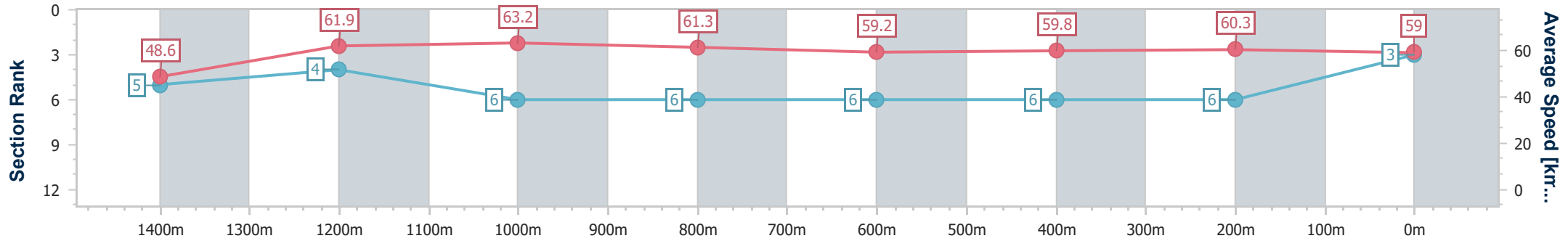
Aquis Park Gold Coast Poly QLD Professional
 Race 6: CORPSURE INSURANCE BROKING Maiden Handicap - 1540m



08 June 2024 - 14:26

Track Rating: Synthetic, Weather: Fine, Rail Position: True

Section	Overall	1400m	1200m	1000m	800m	600m	400m	200m
Section Times	1:33.71 [3] (0:10.41)	1:23.30 [5] (0:11.61)	1:11.69 [4] (0:11.38)	1:00.31 [6] (0:11.78)	0:48.53 [6] (0:12.14)	0:36.39 [6] (0:12.11)	0:24.28 [6] (0:11.96)	0:12.32 [6] (0:12.32)
Average Speed [km/h]	48.6	61.9	63.2	61.3	59.2	59.8	60.3	59.0
Top Speed [km/h]	63.6	63.6	64.2	62.2	60.4	61.0	61.2	60.1
Avg. Dist. to Rail [m]	1.0	0.2	0.2	0.3	0.5	0.9	1.6	2.2
Avg. Stride Freq. [Hz]	2.3	2.4	2.4	2.3	2.3	2.3	2.4	2.4
Avg. Stride Length [m]	5.8	7.1	7.3	7.4	7.1	7.1	6.9	6.9



- [] Ranking at each section and finish
- .-.- No data available at this section
- NA No data available



Horse/Jockey Name	Ideelic
Final Rank	4
Fastest Section Time (Section)	0:10.52 (Overall)
Top Speed [km/h] (Section)	68.4 (1400m)
Race State	Finished



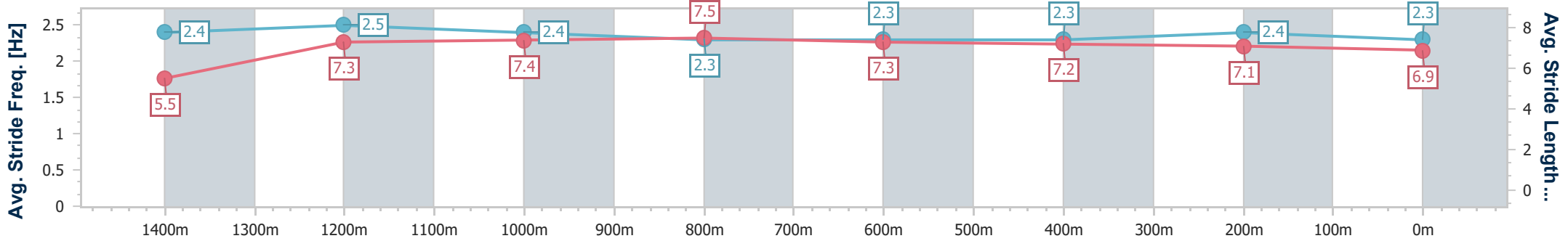
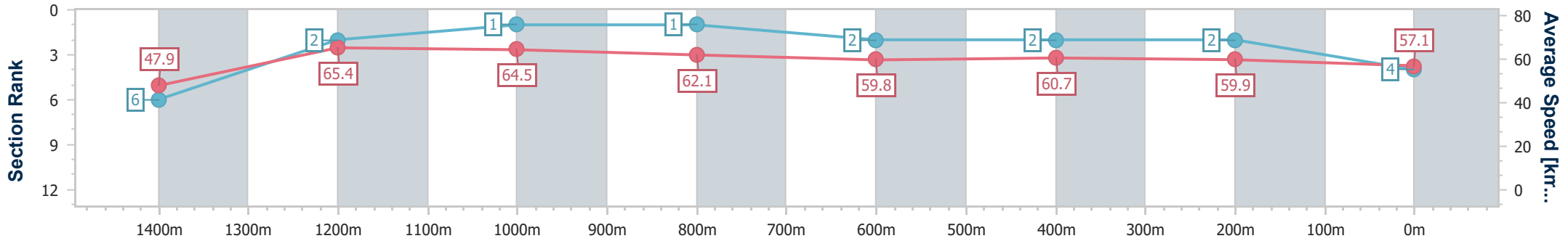
Aquis Park Gold Coast Poly QLD Professional
 Race 6: CORPSURE INSURANCE BROKING Maiden Handicap - 1540m



08 June 2024 - 14:26

Track Rating: Synthetic, Weather: Fine, Rail Position: True

Section	Overall	1400m	1200m	1000m	800m	600m	400m	200m
Section Times	1:33.82 [4] (0:10.52)	1:23.30 [6] (0:11.37)	1:11.93 [2] (0:11.16)	1:00.77 [1] (0:11.69)	0:49.08 [1] (0:12.27)	0:36.81 [2] (0:12.07)	0:24.74 [2] (0:12.04)	0:12.70 [2] (0:12.70)
Average Speed [km/h]	47.9	65.4	64.5	62.1	59.8	60.7	59.9	57.1
Top Speed [km/h]	64.8	68.4	66.5	63.7	61.0	62.0	61.3	58.8
Avg. Dist. to Rail [m]	7.6	4.0	4.3	3.4	3.7	3.1	3.8	5.3
Avg. Stride Freq. [Hz]	2.4	2.5	2.4	2.3	2.3	2.3	2.4	2.3
Avg. Stride Length [m]	5.5	7.3	7.4	7.5	7.3	7.2	7.1	6.9



- [] Ranking at each section and finish
- .-.- No data available at this section
- NA No data available



Horse/Jockey Name	John's Road
Final Rank	5
Fastest Section Time (Section)	0:10.38 (Overall)
Top Speed [km/h] (Section)	65.9 (1200m)
Race State	Finished



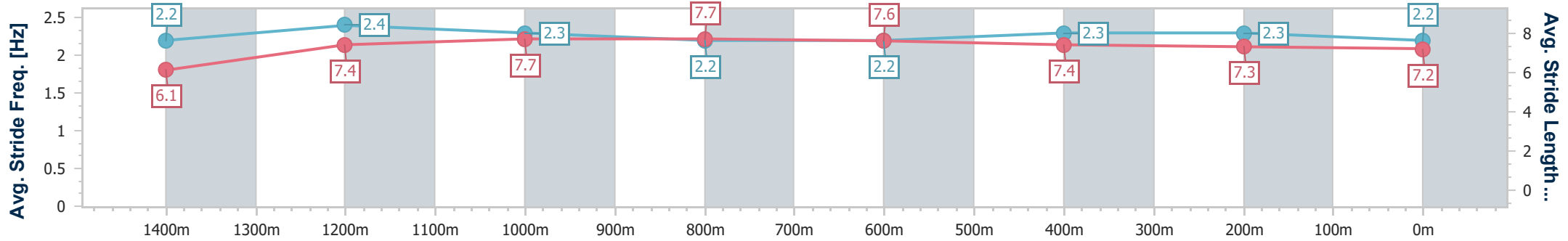
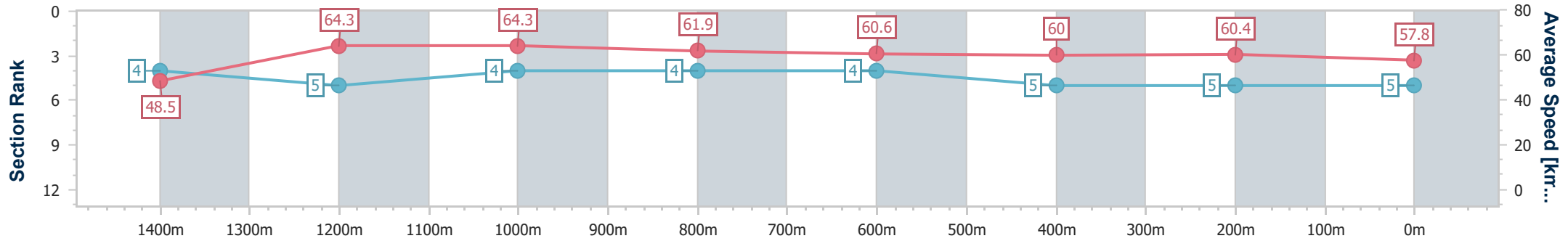
Aquis Park Gold Coast Poly QLD Professional
 Race 6: CORPSURE INSURANCE BROKING Maiden Handicap - 1540m



08 June 2024 - 14:26

Track Rating: Synthetic, Weather: Fine, Rail Position: True

Section	Overall	1400m	1200m	1000m	800m	600m	400m	200m
Section Times	1:33.89 [5] (0:10.38)	1:23.51 [4] (0:11.72)	1:11.79 [5] (0:11.20)	1:00.59 [4] (0:11.69)	0:48.90 [4] (0:12.11)	0:36.79 [4] (0:12.20)	0:24.59 [5] (0:12.05)	0:12.54 [5] (0:12.54)
Average Speed [km/h]	48.5	64.3	64.3	61.9	60.6	60.0	60.4	57.8
Top Speed [km/h]	64.8	65.4	65.9	62.5	61.8	61.1	61.3	59.4
Avg. Dist. to Rail [m]	10.1	5.5	3.4	2.5	3.0	4.0	5.3	7.2
Avg. Stride Freq. [Hz]	2.2	2.4	2.3	2.2	2.2	2.3	2.3	2.2
Avg. Stride Length [m]	6.1	7.4	7.7	7.7	7.6	7.4	7.3	7.2



- [] Ranking at each section and finish
- .-.- No data available at this section
- NA No data available



Horse/Jockey Name	No Double Dipping
Final Rank	6
Fastest Section Time (Section)	0:10.81 (Overall)
Top Speed [km/h] (Section)	64.3 (1200m)
Race State	Finished

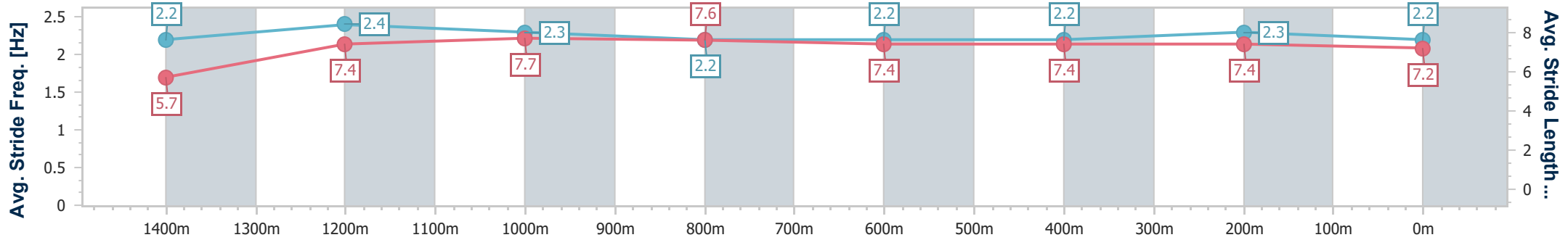
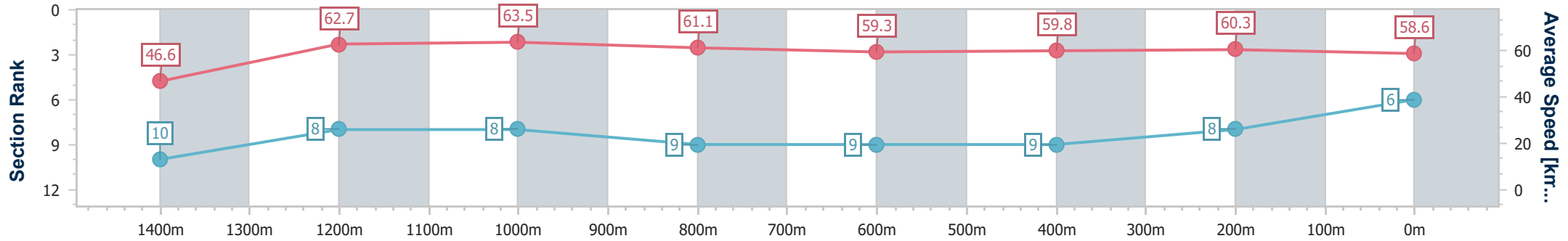


Aquis Park Gold Coast Poly QLD Professional
 Race 6: CORPSURE INSURANCE BROKING Maiden Handicap - 1540m

08 June 2024 - 14:26

Track Rating: Synthetic, Weather: Fine, Rail Position: True

Section	Overall	1400m	1200m	1000m	800m	600m	400m	200m
Section Times	1:33.99 [6] (0:10.81)	1:23.18 [10] (0:11.44)	1:11.74 [8] (0:11.35)	1:00.39 [8] (0:11.80)	0:48.59 [9] (0:12.17)	0:36.42 [9] (0:12.14)	0:24.28 [9] (0:11.94)	0:12.34 [8] (0:12.34)
Average Speed [km/h]	46.6	62.7	63.5	61.1	59.3	59.8	60.3	58.6
Top Speed [km/h]	63.3	64.2	64.3	62.8	60.4	60.3	61.0	59.8
Avg. Dist. to Rail [m]	3.4	0.5	0.3	0.2	0.6	1.0	2.1	5.1
Avg. Stride Freq. [Hz]	2.2	2.4	2.3	2.2	2.2	2.2	2.3	2.2
Avg. Stride Length [m]	5.7	7.4	7.7	7.6	7.4	7.4	7.4	7.2



- [] Ranking at each section and finish
- .-.- No data available at this section
- NA No data available



Horse/Jockey Name	Stiletto
Final Rank	7
Fastest Section Time (Section)	0:10.37 (Overall)
Top Speed [km/h] (Section)	65.5 (1200m)
Race State	Finished

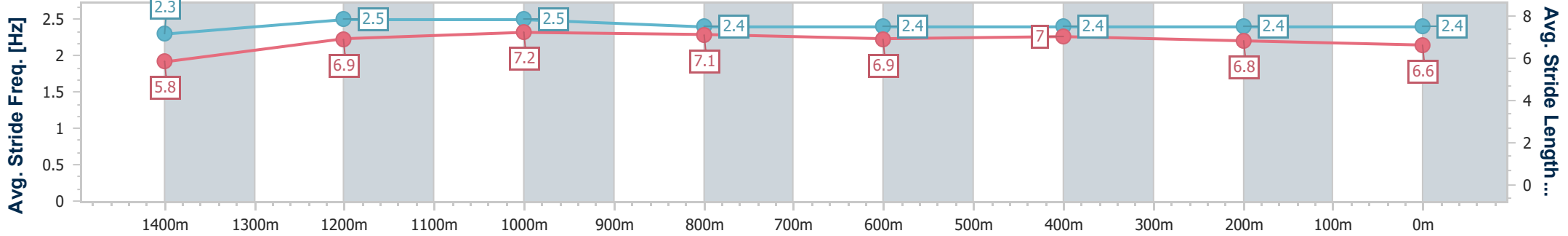
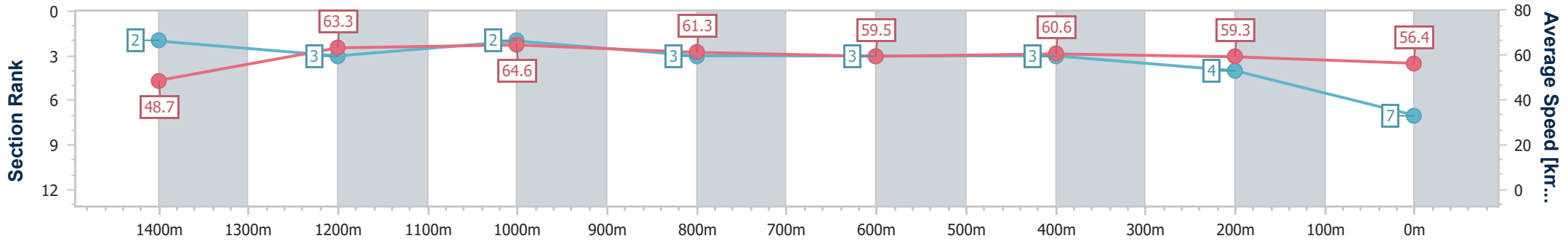


Aquis Park Gold Coast Poly QLD Professional
 Race 6: CORPSURE INSURANCE BROKING Maiden Handicap - 1540m
 HOME OF THE GOLD COAST TURF CLUB & SPORT CENTRE

08 June 2024 - 14:26

Track Rating: Synthetic, Weather: Fine, Rail Position: True

Section	Overall	1400m	1200m	1000m	800m	600m	400m	200m
Section Times	1:34.06 [7] (0:10.37)	1:23.69 [2] (0:11.53)	1:12.16 [3] (0:11.16)	1:01.00 [2] (0:11.78)	0:49.22 [3] (0:12.22)	0:37.00 [3] (0:12.03)	0:24.97 [3] (0:12.17)	0:12.80 [4] (0:12.80)
Average Speed [km/h]	48.7	63.3	64.6	61.3	59.5	60.6	59.3	56.4
Top Speed [km/h]	62.6	65.0	65.5	62.7	60.2	62.0	60.9	58.8
Avg. Dist. to Rail [m]	3.1	1.9	0.5	0.7	1.9	2.1	2.0	3.7
Avg. Stride Freq. [Hz]	2.3	2.5	2.5	2.4	2.4	2.4	2.4	2.4
Avg. Stride Length [m]	5.8	6.9	7.2	7.1	6.9	7.0	6.8	6.6



- [] Ranking at each section and finish
- .-.- No data available at this section
- NA No data available



Horse/Jockey Name	The Hippy
Final Rank	8
Fastest Section Time (Section)	0:10.68 (Overall)
Top Speed [km/h] (Section)	64.0 (1400m)
Race State	Finished



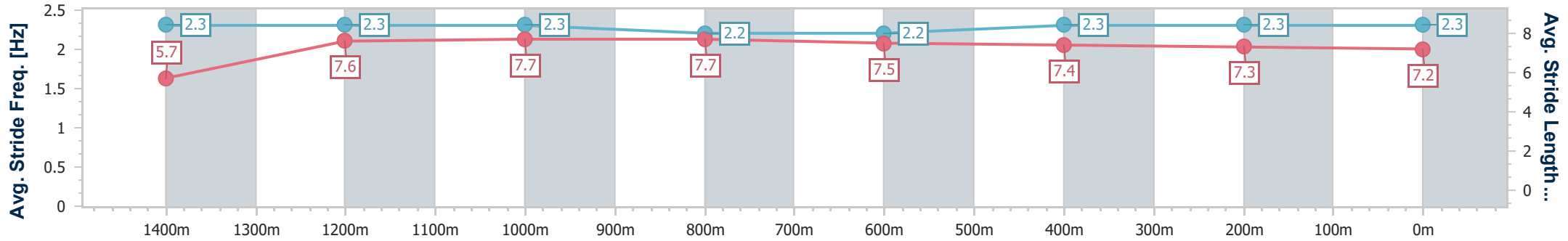
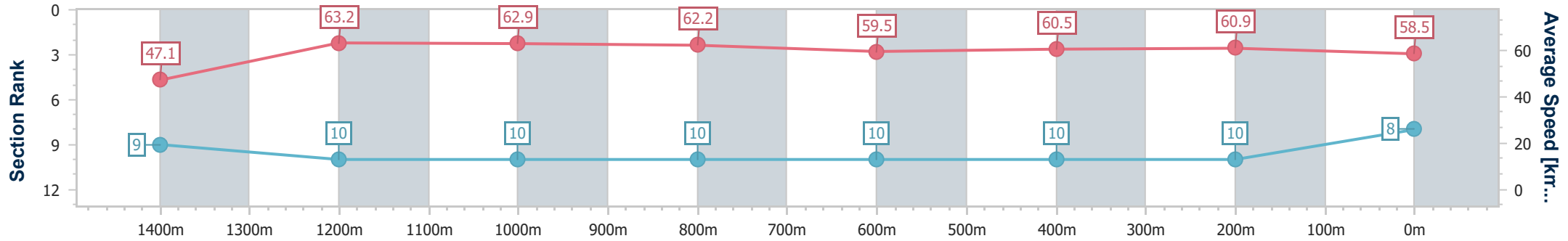
Aquis Park Gold Coast Poly QLD Professional
 Race 6: CORPSURE INSURANCE BROKING Maiden Handicap - 1540m



08 June 2024 - 14:26

Track Rating: Synthetic, Weather: Fine, Rail Position: True

Section	Overall	1400m	1200m	1000m	800m	600m	400m	200m
Section Times	1:34.12 [8] (0:10.68)	1:23.44 [9] (0:11.66)	1:11.78 [10] (0:11.49)	1:00.29 [10] (0:11.68)	0:48.61 [10] (0:12.32)	0:36.29 [10] (0:12.03)	0:24.26 [10] (0:11.87)	0:12.39 [10] (0:12.39)
Average Speed [km/h]	47.1	63.2	62.9	62.2	59.5	60.5	60.9	58.5
Top Speed [km/h]	63.7	64.0	63.6	63.6	59.9	61.8	61.9	60.3
Avg. Dist. to Rail [m]	5.5	3.2	3.0	3.5	2.8	2.6	3.1	5.9
Avg. Stride Freq. [Hz]	2.3	2.3	2.3	2.2	2.2	2.3	2.3	2.3
Avg. Stride Length [m]	5.7	7.6	7.7	7.7	7.5	7.4	7.3	7.2



- [] Ranking at each section and finish
- .-.- No data available at this section
- NA No data available



Horse/Jockey Name	Dulverton Charm
Final Rank	9
Fastest Section Time (Section)	0:10.63 (Overall)
Top Speed [km/h] (Section)	64.6 (1400m)
Race State	Finished

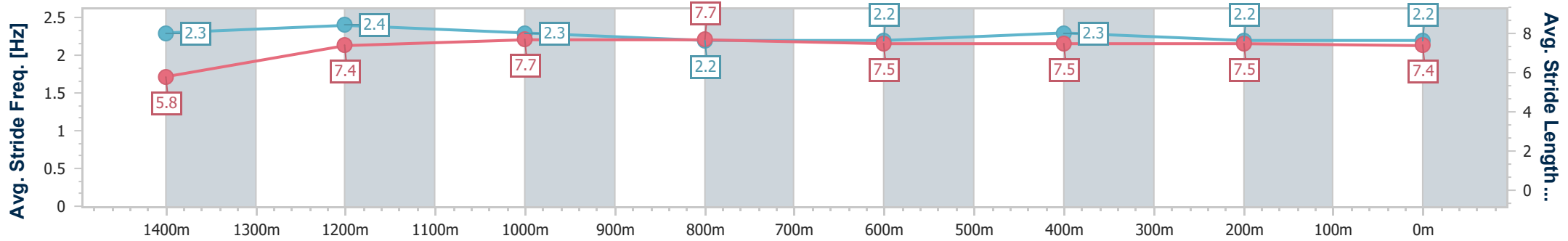
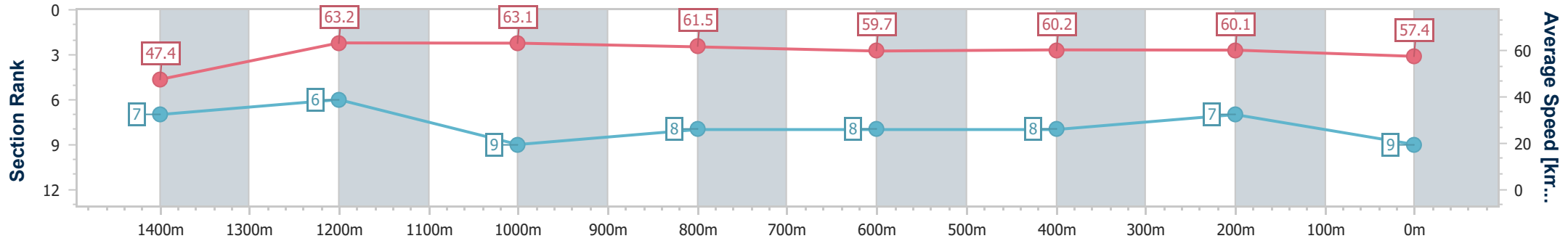


Aquis Park Gold Coast Poly QLD Professional
 Race 6: CORPSURE INSURANCE BROKING Maiden Handicap - 1540m

08 June 2024 - 14:26

Track Rating: Synthetic, Weather: Fine, Rail Position: True

Section	Overall	1400m	1200m	1000m	800m	600m	400m	200m
Section Times	1:34.27 [9] (0:10.63)	1:23.64 [7] (0:11.53)	1:12.11 [6] (0:11.44)	1:00.67 [9] (0:11.76)	0:48.91 [8] (0:12.09)	0:36.82 [8] (0:12.08)	0:24.74 [8] (0:12.10)	0:12.64 [7] (0:12.64)
Average Speed [km/h]	47.4	63.2	63.1	61.5	59.7	60.2	60.1	57.4
Top Speed [km/h]	63.6	64.6	63.4	62.4	61.2	61.0	60.9	59.0
Avg. Dist. to Rail [m]	4.0	1.7	1.8	1.4	1.0	2.2	5.4	7.8
Avg. Stride Freq. [Hz]	2.3	2.4	2.3	2.2	2.2	2.3	2.2	2.2
Avg. Stride Length [m]	5.8	7.4	7.7	7.7	7.5	7.5	7.5	7.4



- [] Ranking at each section and finish
- .-.- No data available at this section
- NA No data available



Horse/Jockey Name	Jive Turkey
Final Rank	10
Fastest Section Time (Section)	0:10.37 (Overall)
Top Speed [km/h] (Section)	65.7 (1400m)
Race State	Finished



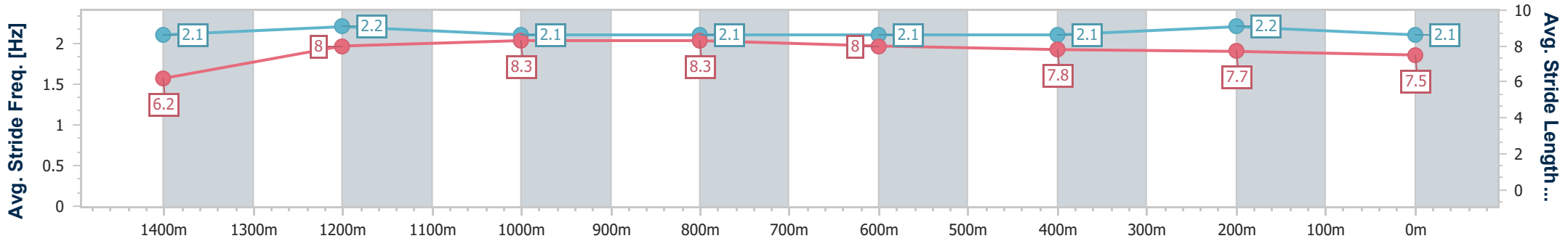
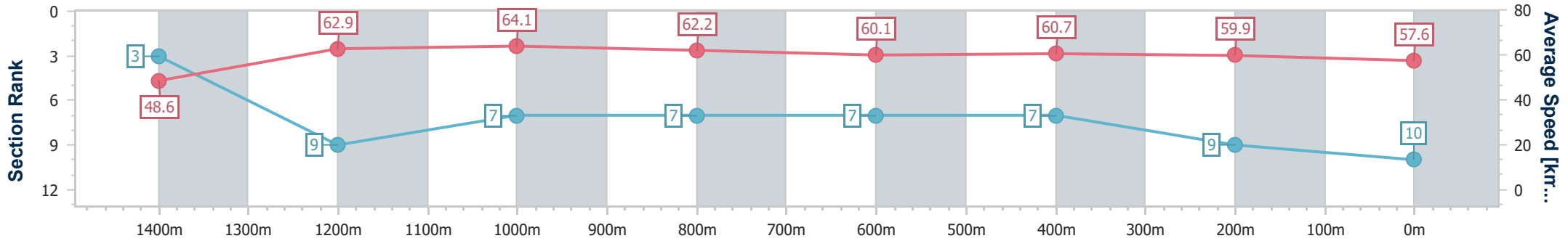
Aquis Park Gold Coast Poly QLD Professional
 Race 6: CORPSURE INSURANCE BROKING Maiden Handicap - 1540m



08 June 2024 - 14:26

Track Rating: Synthetic, Weather: Fine, Rail Position: True

Section	Overall	1400m	1200m	1000m	800m	600m	400m	200m
Section Times	1:34.27 [10] (0:10.37)	1:23.90 [3] (0:11.96)	1:11.94 [9] (0:11.25)	1:00.69 [7] (0:11.67)	0:49.02 [7] (0:12.18)	0:36.84 [7] (0:12.09)	0:24.75 [7] (0:12.18)	0:12.57 [9] (0:12.57)
Average Speed [km/h]	48.6	62.9	64.1	62.2	60.1	60.7	59.9	57.6
Top Speed [km/h]	65.5	65.7	65.4	64.8	61.2	61.3	60.7	58.9
Avg. Dist. to Rail [m]	11.0	5.5	3.6	3.3	3.1	3.8	6.7	8.6
Avg. Stride Freq. [Hz]	2.1	2.2	2.1	2.1	2.1	2.1	2.2	2.1
Avg. Stride Length [m]	6.2	8.0	8.3	8.3	8.0	7.8	7.7	7.5



- [] Ranking at each section and finish
- .-.- No data available at this section
- NA No data available