



Aquis Park Gold Coast Poly QLD Professional
Race 3: GC PLUMBING SERVICES QTIS Three-Year-Old BENCHMARK 60
Handicap - 1200m
08 June 2024 - 12:34



Track Rating: Synthetic, Weather: Fine, Rail Position: True

Section												Last 600m		
Field Times												0:34.90		
	Overall	1000m	800m	600m	400m	200m								
	1:09.51 (0:12.88)	0:56.63 (0:10.65)	0:45.98 (0:11.08)	0:34.90 (0:11.29)	0:23.61 (0:11.48)	0:12.13 (0:12.13)								
Rank	TAB	Horse/Jockey	Barrier	Top Speed [km/h]	Fastest Section								Margin	Distance Travelled [m]
1	6	FIVE STAR VIXEN Jai Williams	7	68.8 1000m	0:10.65 1000m	1:09.51 [1] (0:12.88)	0:56.63 [1] (0:10.65)	0:45.98 [1] (0:11.08)	0:34.90 [1] (0:11.29)	0:23.61 [1] (0:11.48)	0:12.13 [1] (0:12.13)	1:09.51	0:34.90	
2	3	WHISKEY DANCER Boris Thornton	4	69.6 1000m	0:10.64 1000m	1:09.53 [2] (0:13.20)	0:56.33 [5] (0:10.64)	0:45.69 [4] (0:11.19)	0:34.50 [5] (0:11.28)	0:23.22 [4] (0:11.36)	0:11.86 [2] (0:11.86)	0.1L	0:34.50	+4
3	9	SUNSHINE HIGHWAY Jack Martin	2	70.2 Overall	0:10.71 1000m	1:09.68 [3] (0:13.40)	0:56.28 [7] (0:10.71)	0:45.57 [7] (0:11.16)	0:34.41 [7] (0:11.32)	0:23.09 [7] (0:11.32)	0:11.77 [4] (0:11.77)	0.9L	0:34.41	+8
4	1	OUTWITTED Justin Huxtable	1	70.7 1000m	0:10.52 1000m	1:09.86 [4] (0:13.40)	0:56.46 [6] (0:10.52)	0:45.94 [5] (0:11.12)	0:34.82 [6] (0:11.35)	0:23.47 [6] (0:11.52)	0:11.95 [5] (0:11.95)	1.9L	0:34.82	+5
5	2	EPIC FLASH Jag Guthmann-Chester	6	69.7 Overall	0:10.74 1000m	1:10.10 [5] (0:13.02)	0:57.08 [3] (0:10.74)	0:46.34 [3] (0:11.09)	0:35.25 [3] (0:11.34)	0:23.91 [2] (0:11.65)	0:12.26 [3] (0:12.26)	3.2L	0:35.25	+7
6	7	GREGARIOUS Madeleine Wishart	8	69.3 1000m	0:10.78 1000m	1:10.25 [6] (0:13.17)	0:57.08 [4] (0:10.78)	0:46.30 [6] (0:10.98)	0:35.32 [4] (0:11.41)	0:23.91 [5] (0:11.69)	0:12.22 [7] (0:12.22)	4L	0:35.32	+8
7	10	VELVET Shania Willis	9	69.2 Overall	0:10.78 1000m	1:10.36 [7] (0:12.94)	0:57.42 [2] (0:10.78)	0:46.64 [2] (0:11.11)	0:35.53 [2] (0:11.48)	0:24.05 [3] (0:11.72)	0:12.33 [6] (0:12.33)	4.5L	0:35.53	+13
8	8	SIRI SAY RUBICK Karl Zechner	10	69.2 1000m	0:10.89 1000m	1:10.93 [8] (0:13.41)	0:57.52 [8] (0:10.89)	0:46.63 [8] (0:11.30)	0:35.33 [8] (0:11.31)	0:24.02 [8] (0:11.61)	0:12.41 [8] (0:12.41)	7.8L	0:35.33	+8

Scratched: Matte Black (#4), Jack's Boom (#5)



Horse/Jockey Name	Five Star Vixen
Final Rank	1
Fastest Section Time (Section)	0:10.65 (1000m)
Top Speed [km/h] (Section)	68.8 (1000m)
Race State	Finished



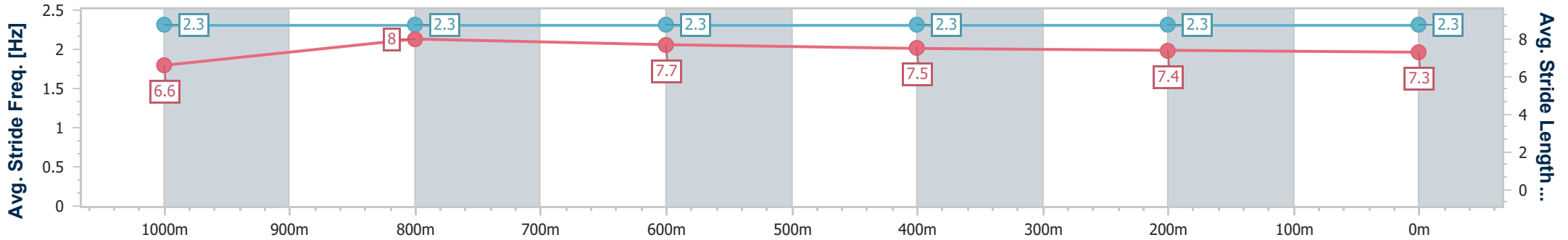
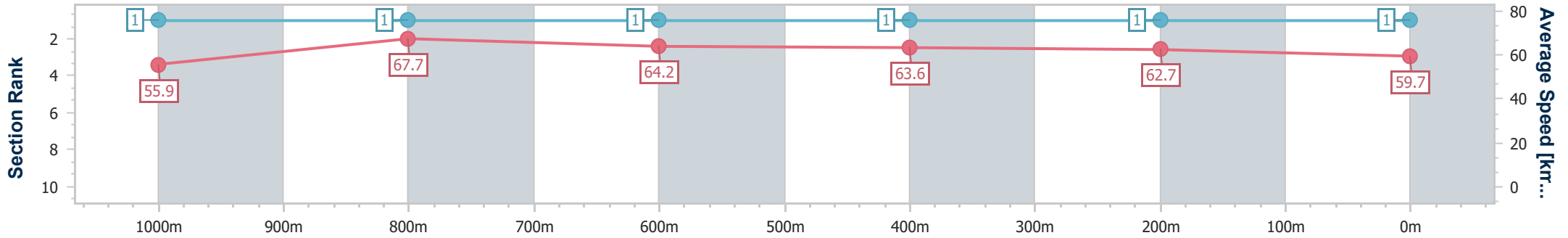
Aquis Park Gold Coast Poly QLD Professional
 Race 3: GC PLUMBING SERVICES QTIS Three-Year-Old
 BENCHMARK 60 Handicap - 1200m



08 June 2024 - 12:34

Track Rating: Synthetic, Weather: Fine, Rail Position: True

Section	Overall	1000m	800m	600m	400m	200m
Section Times	1:09.51 [1] (0:12.88)	0:56.63 [1] (0:10.65)	0:45.98 [1] (0:11.08)	0:34.90 [1] (0:11.29)	0:23.61 [1] (0:11.48)	0:12.13 [1] (0:12.13)
Average Speed [km/h]	55.9	67.7	64.2	63.6	62.7	59.7
Top Speed [km/h]	67.6	68.8	66.2	64.4	64.2	61.5
Avg. Dist. to Rail [m]	2.1	1.0	1.1	0.8	0.7	0.4
Avg. Stride Freq. [Hz]	2.3	2.3	2.3	2.3	2.3	2.3
Avg. Stride Length [m]	6.6	8.0	7.7	7.5	7.4	7.3



- [] Ranking at each section and finish
- .-.- No data available at this section
- NA No data available



Horse/Jockey Name	Whiskey Dancer
Final Rank	2
Fastest Section Time (Section)	0:10.64 (1000m)
Top Speed [km/h] (Section)	69.6 (1000m)
Race State	Finished



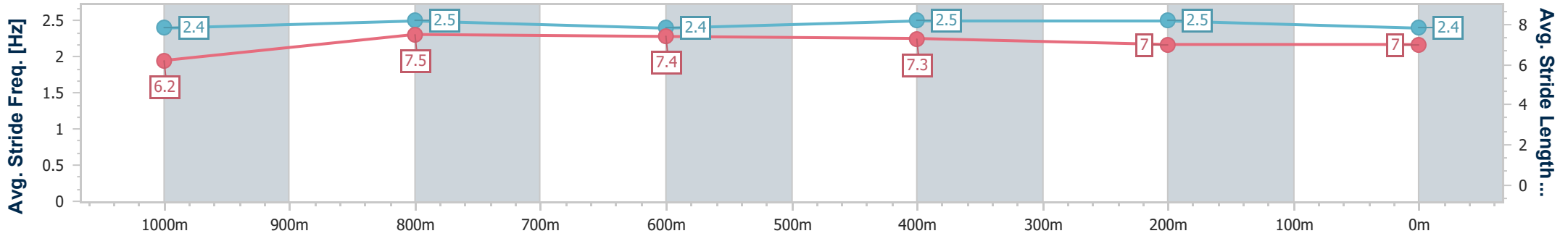
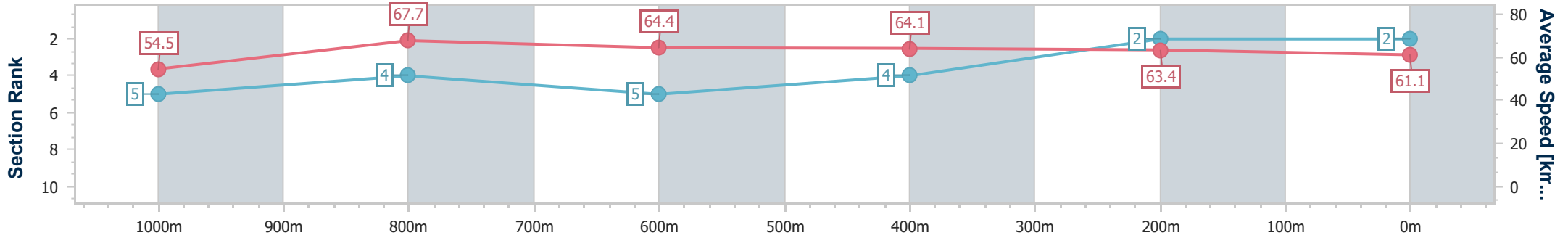
Aquis Park Gold Coast Poly QLD Professional
Race 3: GC PLUMBING SERVICES QTIS Three-Year-Old
BENCHMARK 60 Handicap - 1200m



08 June 2024 - 12:34

Track Rating: Synthetic, Weather: Fine, Rail Position: True

Section	Overall	1000m	800m	600m	400m	200m
Section Times	1:09.53 [2] (0:13.20)	0:56.33 [5] (0:10.64)	0:45.69 [4] (0:11.19)	0:34.50 [5] (0:11.28)	0:23.22 [4] (0:11.36)	0:11.86 [2] (0:11.86)
Average Speed [km/h]	54.5	67.7	64.4	64.1	63.4	61.1
Top Speed [km/h]	68.4	69.6	66.3	64.9	65.1	62.3
Avg. Dist. to Rail [m]	0.7	0.5	0.7	1.0	1.2	2.5
Avg. Stride Freq. [Hz]	2.4	2.5	2.4	2.5	2.5	2.4
Avg. Stride Length [m]	6.2	7.5	7.4	7.3	7.0	7.0



- [] Ranking at each section and finish
- .-.- No data available at this section
- NA No data available



Horse/Jockey Name	Sunshine Highway
Final Rank	3
Fastest Section Time (Section)	0:10.71 (1000m)
Top Speed [km/h] (Section)	70.2 (Overall)
Race State	Finished



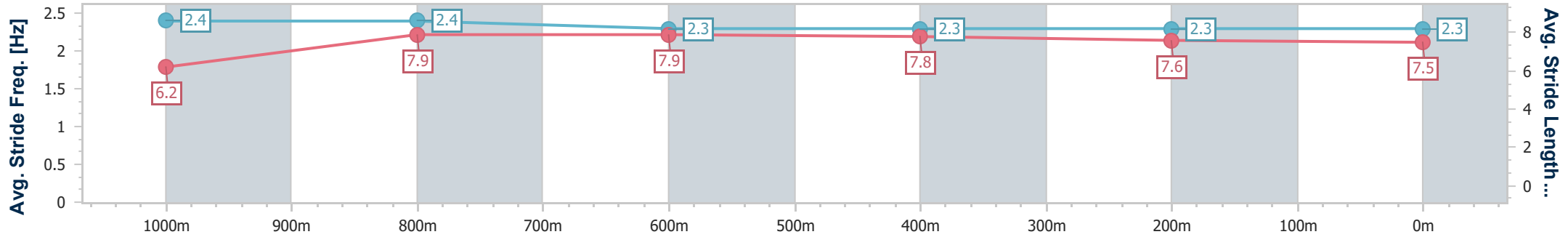
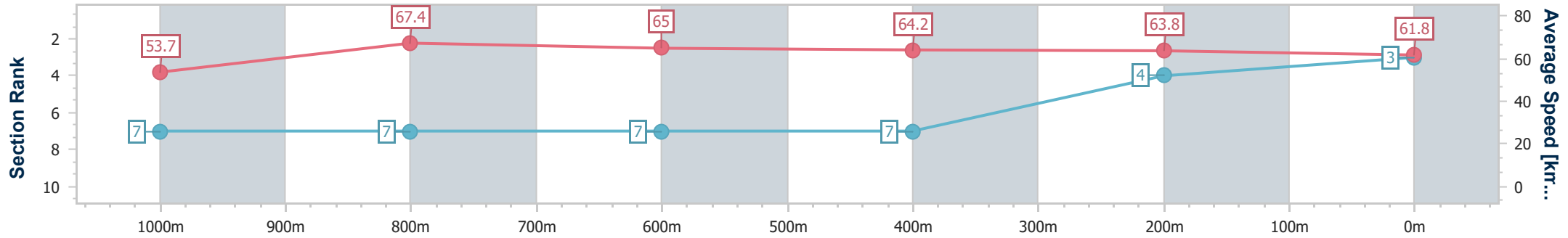
Aquis Park Gold Coast Poly QLD Professional
 Race 3: GC PLUMBING SERVICES QTIS Three-Year-Old
 BENCHMARK 60 Handicap - 1200m



08 June 2024 - 12:34

Track Rating: Synthetic, Weather: Fine, Rail Position: True

Section	Overall	1000m	800m	600m	400m	200m
Section Times	1:09.68 [3] (0:13.40)	0:56.28 [7] (0:10.71)	0:45.57 [7] (0:11.16)	0:34.41 [7] (0:11.32)	0:23.09 [7] (0:11.32)	0:11.77 [4] (0:11.77)
Average Speed [km/h]	53.7	67.4	65.0	64.2	63.8	61.8
Top Speed [km/h]	70.2	69.9	66.5	65.7	65.4	63.4
Avg. Dist. to Rail [m]	2.1	1.3	1.2	2.2	2.3	3.5
Avg. Stride Freq. [Hz]	2.4	2.4	2.3	2.3	2.3	2.3
Avg. Stride Length [m]	6.2	7.9	7.9	7.8	7.6	7.5



- [] Ranking at each section and finish
- .-.- No data available at this section
- NA No data available



Horse/Jockey Name	Outwitted
Final Rank	4
Fastest Section Time (Section)	0:10.52 (1000m)
Top Speed [km/h] (Section)	70.7 (1000m)
Race State	Finished



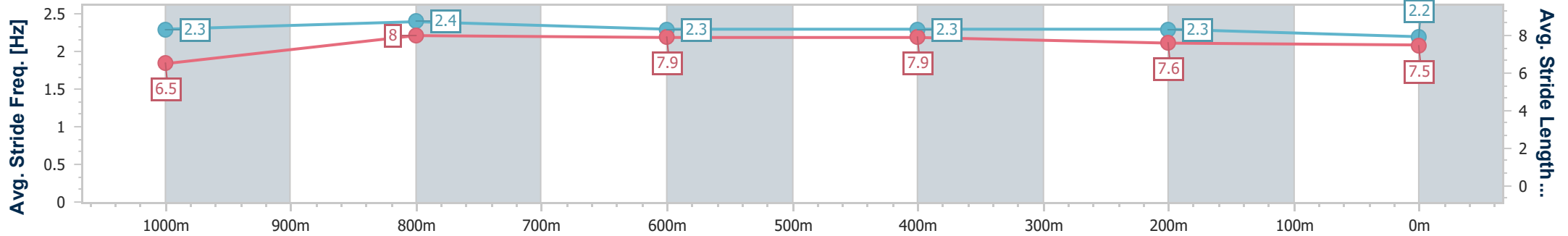
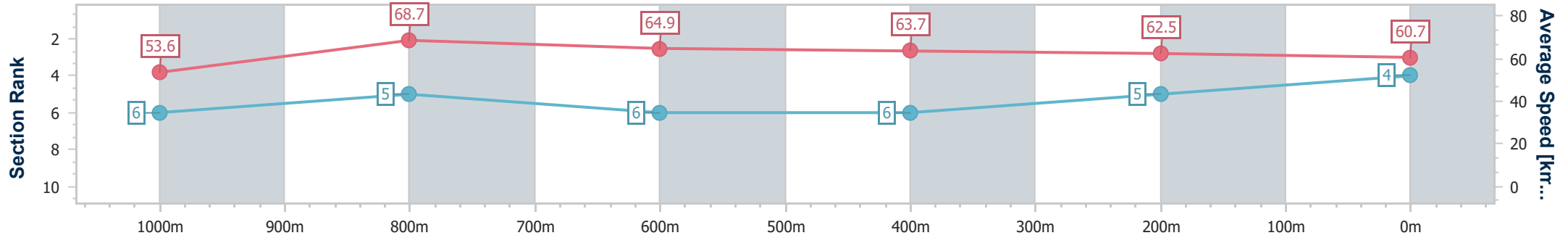
Aquis Park Gold Coast Poly QLD Professional
Race 3: GC PLUMBING SERVICES QTIS Three-Year-Old
BENCHMARK 60 Handicap - 1200m



08 June 2024 - 12:34

Track Rating: Synthetic, Weather: Fine, Rail Position: True

Section	Overall	1000m	800m	600m	400m	200m
Section Times	1:09.86 [4] (0:13.40)	0:56.46 [6] (0:10.52)	0:45.94 [5] (0:11.12)	0:34.82 [6] (0:11.35)	0:23.47 [6] (0:11.52)	0:11.95 [5] (0:11.95)
Average Speed [km/h]	53.6	68.7	64.9	63.7	62.5	60.7
Top Speed [km/h]	69.0	70.7	65.9	65.6	63.4	62.2
Avg. Dist. to Rail [m]	0.5	0.8	0.4	1.0	1.2	1.2
Avg. Stride Freq. [Hz]	2.3	2.4	2.3	2.3	2.3	2.2
Avg. Stride Length [m]	6.5	8.0	7.9	7.9	7.6	7.5



- [] Ranking at each section and finish
- .-.- No data available at this section
- NA No data available



Horse/Jockey Name	Epic Flash
Final Rank	5
Fastest Section Time (Section)	0:10.74 (1000m)
Top Speed [km/h] (Section)	69.7 (Overall)
Race State	Finished



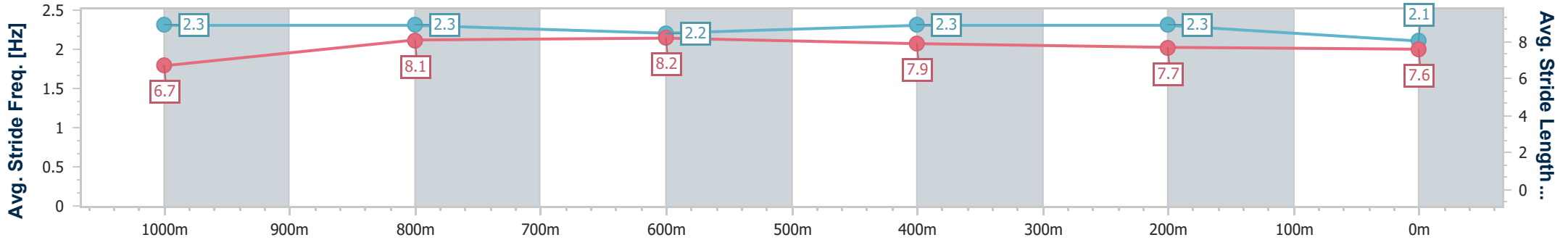
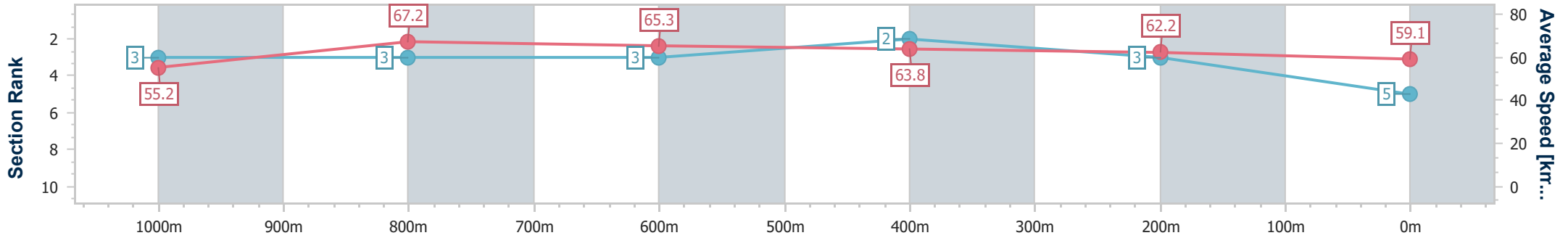
Aquis Park Gold Coast Poly QLD Professional
Race 3: GC PLUMBING SERVICES QTIS Three-Year-Old
BENCHMARK 60 Handicap - 1200m



08 June 2024 - 12:34

Track Rating: Synthetic, Weather: Fine, Rail Position: True

Section	Overall	1000m	800m	600m	400m	200m
Section Times	1:10.10 [5] (0:13.02)	0:57.08 [3] (0:10.74)	0:46.34 [3] (0:11.09)	0:35.25 [3] (0:11.34)	0:23.91 [2] (0:11.65)	0:12.26 [3] (0:12.26)
Average Speed [km/h]	55.2	67.2	65.3	63.8	62.2	59.1
Top Speed [km/h]	69.7	68.6	66.1	65.8	63.0	60.9
Avg. Dist. to Rail [m]	2.5	1.4	0.7	1.6	3.0	3.7
Avg. Stride Freq. [Hz]	2.3	2.3	2.2	2.3	2.3	2.1
Avg. Stride Length [m]	6.7	8.1	8.2	7.9	7.7	7.6



- [] Ranking at each section and finish
- .-.- No data available at this section
- NA No data available



Horse/Jockey Name	Gregarious
Final Rank	6
Fastest Section Time (Section)	0:10.78 (1000m)
Top Speed [km/h] (Section)	69.3 (1000m)
Race State	Finished



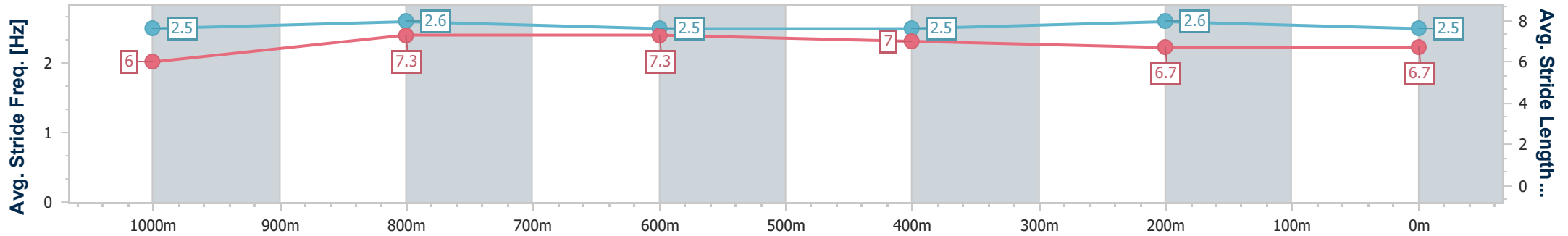
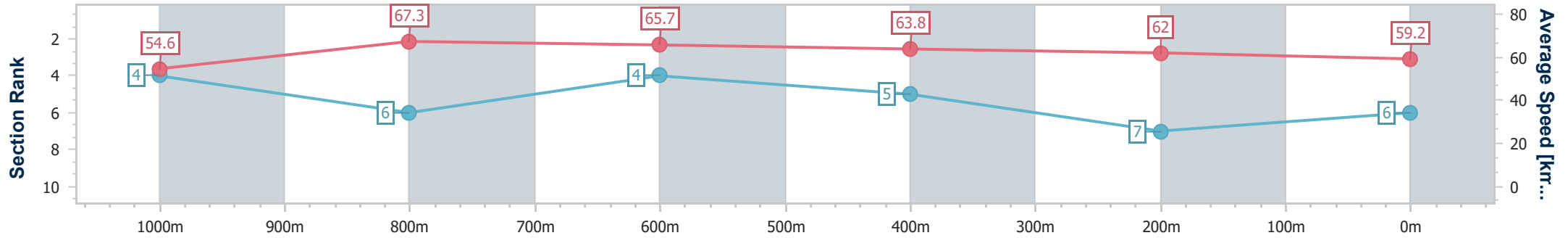
Aquis Park Gold Coast Poly QLD Professional
 Race 3: GC PLUMBING SERVICES QTIS Three-Year-Old
 BENCHMARK 60 Handicap - 1200m



08 June 2024 - 12:34

Track Rating: Synthetic, Weather: Fine, Rail Position: True

Section	Overall	1000m	800m	600m	400m	200m
Section Times	1:10.25 [6] (0:13.17)	0:57.08 [4] (0:10.78)	0:46.30 [6] (0:10.98)	0:35.32 [4] (0:11.41)	0:23.91 [5] (0:11.69)	0:12.22 [7] (0:12.22)
Average Speed [km/h]	54.6	67.3	65.7	63.8	62.0	59.2
Top Speed [km/h]	67.9	69.3	66.8	65.4	63.6	61.3
Avg. Dist. to Rail [m]	3.6	1.5	0.8	2.2	3.9	5.2
Avg. Stride Freq. [Hz]	2.5	2.6	2.5	2.5	2.6	2.5
Avg. Stride Length [m]	6.0	7.3	7.3	7.0	6.7	6.7



- [] Ranking at each section and finish
- .-.- No data available at this section
- NA No data available



Horse/Jockey Name	Velvet
Final Rank	7
Fastest Section Time (Section)	0:10.78 (1000m)
Top Speed [km/h] (Section)	69.2 (Overall)
Race State	Finished



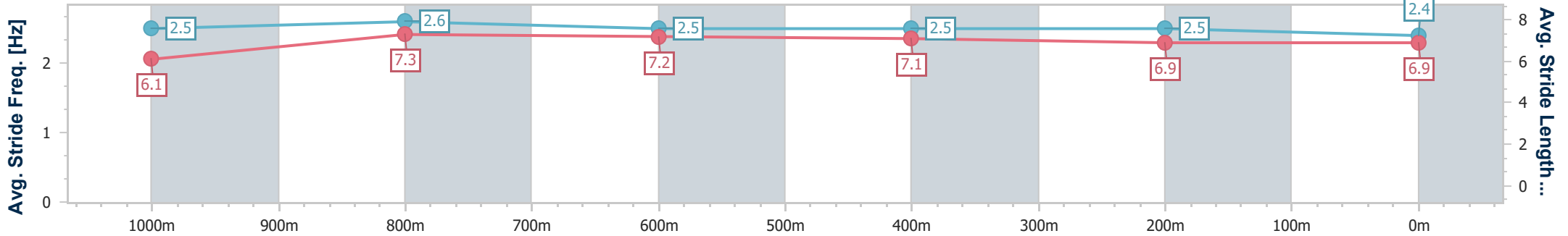
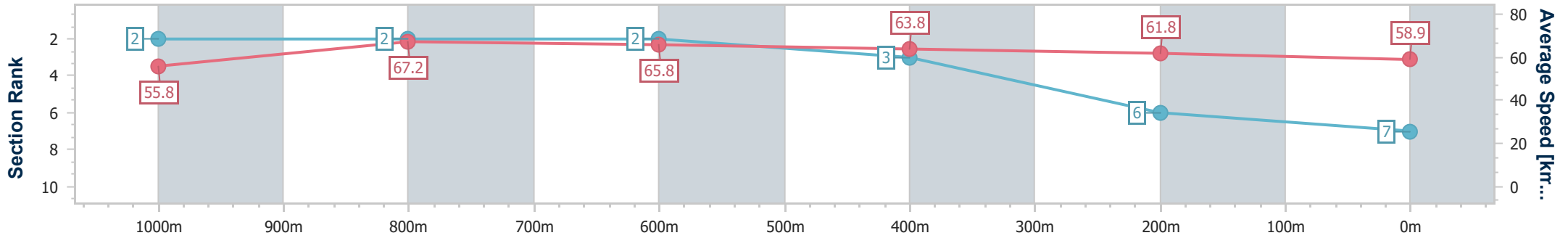
Aquis Park Gold Coast Poly QLD Professional
Race 3: GC PLUMBING SERVICES QTIS Three-Year-Old
BENCHMARK 60 Handicap - 1200m



08 June 2024 - 12:34

Track Rating: Synthetic, Weather: Fine, Rail Position: True

Section	Overall	1000m	800m	600m	400m	200m
Section Times	1:10.36 [7] (0:12.94)	0:57.42 [2] (0:10.78)	0:46.64 [2] (0:11.11)	0:35.53 [2] (0:11.48)	0:24.05 [3] (0:11.72)	0:12.33 [6] (0:12.33)
Average Speed [km/h]	55.8	67.2	65.8	63.8	61.8	58.9
Top Speed [km/h]	69.2	69.1	67.1	65.3	62.5	61.1
Avg. Dist. to Rail [m]	5.2	2.4	2.4	3.8	3.4	3.9
Avg. Stride Freq. [Hz]	2.5	2.6	2.5	2.5	2.5	2.4
Avg. Stride Length [m]	6.1	7.3	7.2	7.1	6.9	6.9



- [] Ranking at each section and finish
- .-.- No data available at this section
- NA No data available



Horse/Jockey Name	Siri Say Rubick
Final Rank	8
Fastest Section Time (Section)	0:10.89 (1000m)
Top Speed [km/h] (Section)	69.2 (1000m)
Race State	Finished



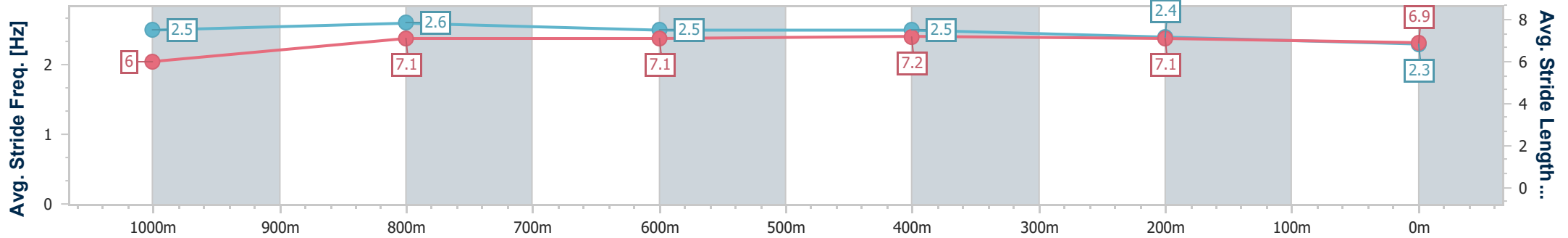
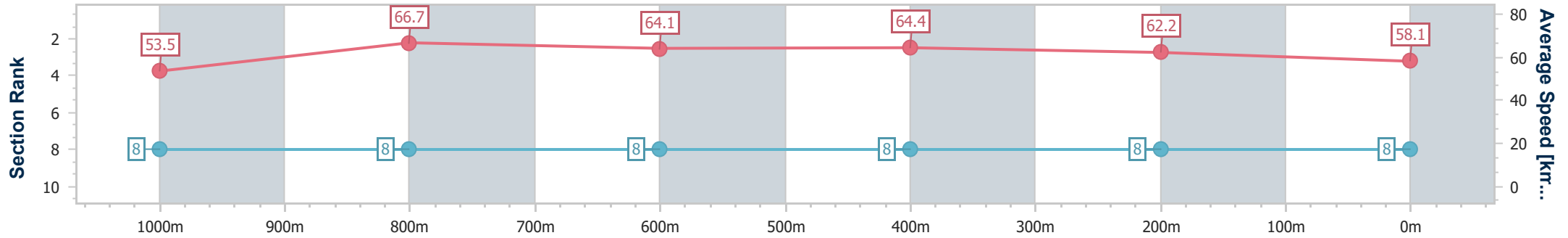
Aquis Park Gold Coast Poly QLD Professional
Race 3: GC PLUMBING SERVICES QTIS Three-Year-Old
BENCHMARK 60 Handicap - 1200m



08 June 2024 - 12:34

Track Rating: Synthetic, Weather: Fine, Rail Position: True

Section	Overall	1000m	800m	600m	400m	200m
Section Times	1:10.93 [8] (0:13.41)	0:57.52 [8] (0:10.89)	0:46.63 [8] (0:11.30)	0:35.33 [8] (0:11.31)	0:24.02 [8] (0:11.61)	0:12.41 [8] (0:12.41)
Average Speed [km/h]	53.5	66.7	64.1	64.4	62.2	58.1
Top Speed [km/h]	69.2	69.2	65.6	66.0	63.9	61.0
Avg. Dist. to Rail [m]	5.5	2.4	1.5	2.2	1.6	2.2
Avg. Stride Freq. [Hz]	2.5	2.6	2.5	2.5	2.4	2.3
Avg. Stride Length [m]	6.0	7.1	7.1	7.2	7.1	6.9



- [] Ranking at each section and finish
- .-.- No data available at this section
- NA No data available