



Aquis Park Gold Coast Poly QLD Professional

Race 2: WEALTH INSURANCE SOLUTIONS BENCHMARK 62 Handicap - 1900m

08 June 2024 - 12:00



Track Rating: Synthetic, Weather: Fine, Rail Position: True

Section		Overall	1800m	1600m	1400m	1200m	1000m	800m	Last 600m				
Field Times		1:55.32 (0:08.01)	1:47.31 (0:11.59)	1:35.72 (0:11.86)	1:23.86 (0:12.39)	1:11.47 (0:12.49)	0:58.98 (0:12.31)	0:46.67 (0:11.77)	0:34.90				
Rank	TAB Horse/Jockey	Barrier	Top Speed [km/h]	Fastest Section	Distance Travelled [m]								
1	3 SHADYVALE STORM Madeleine Wishart	8	63.8 400m	0:08.01 Overall	1:55.32 [1] (0:08.01)	1:47.31 [1] (0:11.59)	1:35.72 [1] (0:11.86)	1:23.86 [1] (0:12.39)	1:11.47 [1] (0:12.49)	0:58.98 [1] (0:12.31)	0:46.67 [1] (0:11.77)	0:34.90	
2	7 AIDEN Micheal Hellyer	2	63.5 600m	0:08.14 Overall	1:55.47 [2] (0:08.14)	1:47.33 [2] (0:11.70)	1:35.63 [3] (0:11.91)	1:23.72 [3] (0:12.50)	1:11.22 [3] (0:12.41)	0:58.81 [3] (0:12.27)	0:46.54 [3] (0:11.74)	0:34.80	+4
3	6 SAXON BRAVE Nozi Tomizawa	3	64.7 600m	0:08.22 Overall	1:55.50 [3] (0:08.22)	1:47.28 [4] (0:11.65)	1:35.63 [4] (0:11.94)	1:23.69 [4] (0:12.52)	1:11.17 [4] (0:12.42)	0:58.75 [4] (0:12.23)	0:46.52 [4] (0:11.73)	0:34.79	+11
4	1 VIADELAMORE Boris Thornton	6	64.4 600m	0:08.18 Overall	1:55.89 [4] (0:08.18)	1:47.71 [3] (0:11.48)	1:36.23 [2] (0:11.89)	1:24.34 [2] (0:12.44)	1:11.90 [2] (0:12.44)	0:59.46 [2] (0:12.26)	0:47.20 [2] (0:11.77)	0:35.43	+8
5	5 IRENE'S BEST Jag Guthmann-Chester	7	64.6 600m	0:08.35 Overall	1:56.24 [5] (0:08.35)	1:47.89 [5] (0:11.73)	1:36.16 [6] (0:11.95)	1:24.21 [6] (0:12.61)	1:11.60 [6] (0:12.39)	0:59.21 [6] (0:12.19)	0:47.02 [6] (0:11.77)	0:35.25	+10
6	4 WORD FROM ABOVE Jai Williams	4	64.1 600m	0:08.38 Overall	1:56.25 [6] (0:08.38)	1:47.87 [6] (0:11.66)	1:36.21 [5] (0:11.94)	1:24.27 [5] (0:12.49)	1:11.78 [5] (0:12.41)	0:59.37 [5] (0:12.30)	0:47.07 [5] (0:11.71)	0:35.36	+3
7	2 ZOOMURUDI Noel Callow	5	64.8 600m	0:09.10 Overall	1:56.58 [7] (0:09.10)	1:47.48 [7] (0:11.98)	1:35.50 [7] (0:11.73)	1:23.77 [7] (0:12.12)	1:11.65 [7] (0:12.23)	0:59.42 [7] (0:12.25)	0:47.17 [7] (0:11.72)	0:35.45	+3

Scratched: Torque Leica Star (#8)



Aquis Park Gold Coast Poly QLD Professional

Race 2: WEALTH INSURANCE SOLUTIONS BENCHMARK 62 Handicap - 1900m

08 June 2024 - 12:00



Track Rating: Synthetic, Weather: Fine, Rail Position: True

Section				600m	400m	200m			Last 600m		
Field Times				0:34.90 (0:11.44)	0:23.46 (0:11.52)	0:11.94 (0:11.94)			0:34.90		
Rank	TAB	Horse/Jockey	Barrier	Top Speed [km/h]	Fastest Section	Margin			Distance Travelled [m]		
1	3	SHADYVALE STORM Madeleine Wishart	8	63.8 400m	0:08.01 Overall	0:34.90 [1] (0:11.44)	0:23.46 [1] (0:11.52)	0:11.94 [1] (0:11.94)	1:55.32	0:34.90	
2	7	AIDEN Micheal Hellyer	2	63.5 600m	0:08.14 Overall	0:34.80 [3] (0:11.45)	0:23.35 [4] (0:11.58)	0:11.77 [3] (0:11.77)	0.8L	0:34.80	+4
3	6	SAXON BRAVE Nozi Tomizawa	3	64.7 600m	0:08.22 Overall	0:34.79 [4] (0:11.40)	0:23.39 [3] (0:11.63)	0:11.76 [4] (0:11.76)	1L	0:34.79	+11
4	1	VIADELAMORE Boris Thornton	6	64.4 600m	0:08.18 Overall	0:35.43 [2] (0:11.46)	0:23.97 [2] (0:11.74)	0:12.23 [2] (0:12.23)	3.3L	0:35.43	+8
5	5	IRENE'S BEST Jag Guthmann-Chester	7	64.6 600m	0:08.35 Overall	0:35.25 [6] (0:11.44)	0:23.81 [5] (0:11.66)	0:12.15 [5] (0:12.15)	5.3L	0:35.25	+10
6	4	WORD FROM ABOVE Jai Williams	4	64.1 600m	0:08.38 Overall	0:35.36 [5] (0:11.54)	0:23.82 [6] (0:11.70)	0:12.12 [6] (0:12.12)	5.4L	0:35.36	+3
7	2	ZOOMURUDI Noel Callow	5	64.8 600m	0:09.10 Overall	0:35.45 [7] (0:11.32)	0:24.13 [7] (0:11.80)	0:12.33 [7] (0:12.33)	7.2L	0:35.45	+3

Scratched: Torque Leica Star (#8)



Horse/Jockey Name	Shadyvale Storm
Final Rank	1
Fastest Section Time (Section)	0:08.01 (Overall)
Top Speed [km/h] (Section)	63.8 (400m)
Race State	Finished

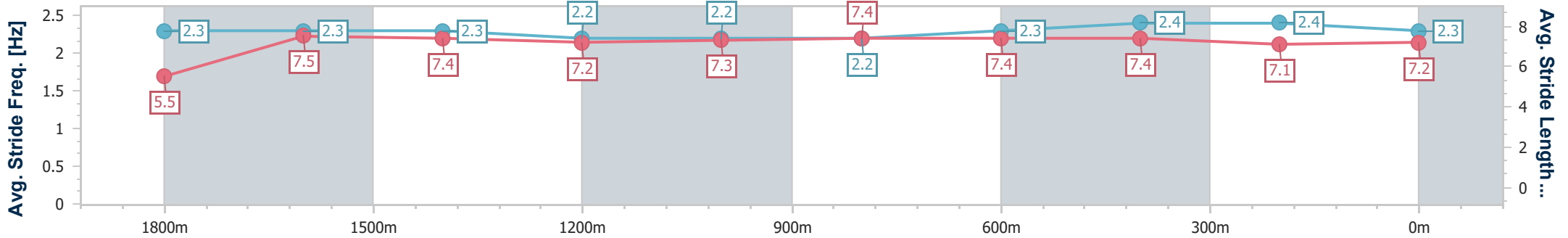
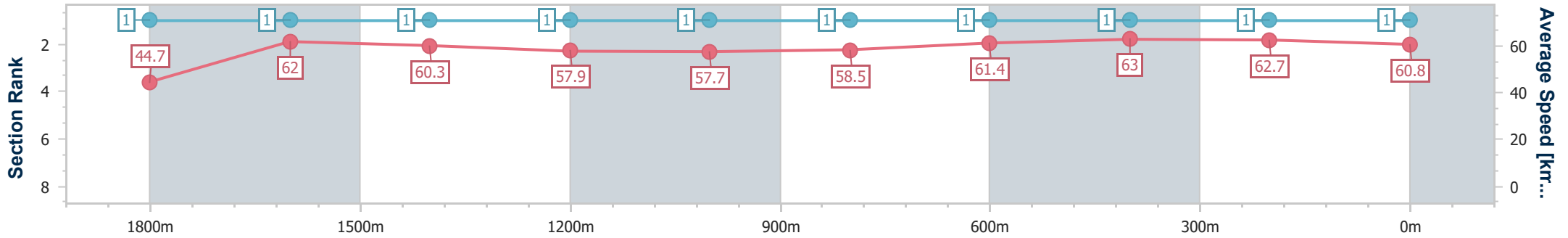


Aquis Park Gold Coast Poly QLD Professional
 Race 2: WEALTH INSURANCE SOLUTIONS BENCHMARK 62
 Handicap - 1900m
 08 June 2024 - 12:00



Track Rating: Synthetic, Weather: Fine, Rail Position: True

Section	Overall	1800m	1600m	1400m	1200m	1000m	800m	600m	400m	200m
Section Times	1:55.32 [1] (0:08.01)	1:47.31 [1] (0:11.59)	1:35.72 [1] (0:11.86)	1:23.86 [1] (0:12.39)	1:11.47 [1] (0:12.49)	0:58.98 [1] (0:12.31)	0:46.67 [1] (0:11.77)	0:34.90 [1] (0:11.44)	0:23.46 [1] (0:11.52)	0:11.94 [1] (0:11.94)
Average Speed [km/h]	44.7	62.0	60.3	57.9	57.7	58.5	61.4	63.0	62.7	60.8
Top Speed [km/h]	61.9	62.6	61.3	59.7	58.4	59.4	62.9	63.6	63.8	61.9
Avg. Dist. to Rail [m]	4.9	0.9	0.9	0.5	0.8	0.6	0.5	0.7	0.9	0.5
Avg. Stride Freq. [Hz]	2.3	2.3	2.3	2.2	2.2	2.2	2.3	2.4	2.4	2.3
Avg. Stride Length [m]	5.5	7.5	7.4	7.2	7.3	7.4	7.4	7.4	7.1	7.2



- [] Ranking at each section and finish
- .-.- No data available at this section
- NA No data available



Horse/Jockey Name	Aiden
Final Rank	2
Fastest Section Time (Section)	0:08.14 (Overall)
Top Speed [km/h] (Section)	63.5 (600m)
Race State	Finished



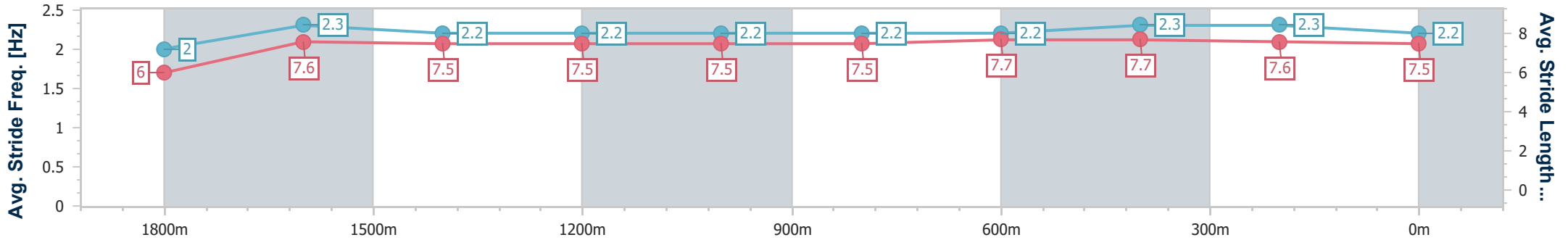
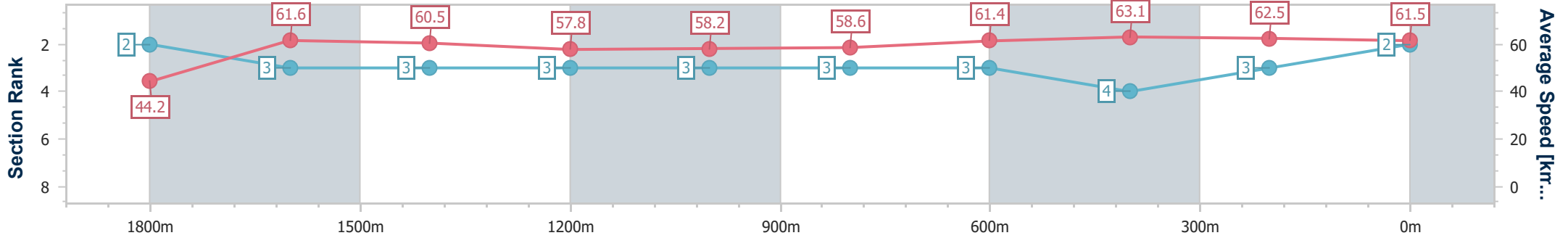
Aquis Park Gold Coast Poly QLD Professional
 Race 2: WEALTH INSURANCE SOLUTIONS BENCHMARK 62
 Handicap - 1900m



08 June 2024 - 12:00

Track Rating: Synthetic, Weather: Fine, Rail Position: True

Section	Overall	1800m	1600m	1400m	1200m	1000m	800m	600m	400m	200m
Section Times	1:55.47 [2] (0:08.14)	1:47.33 [2] (0:11.70)	1:35.63 [3] (0:11.91)	1:23.72 [3] (0:12.50)	1:11.22 [3] (0:12.41)	0:58.81 [3] (0:12.27)	0:46.54 [3] (0:11.74)	0:34.80 [3] (0:11.45)	0:23.35 [4] (0:11.58)	0:11.77 [3] (0:11.77)
Average Speed [km/h]	44.2	61.6	60.5	57.8	58.2	58.6	61.4	63.1	62.5	61.5
Top Speed [km/h]	60.7	63.3	61.4	59.1	59.1	59.8	62.9	63.5	63.1	62.1
Avg. Dist. to Rail [m]	0.5	0.7	0.7	0.5	0.7	0.5	0.2	0.8	2.5	3.2
Avg. Stride Freq. [Hz]	2.0	2.3	2.2	2.2	2.2	2.2	2.2	2.3	2.3	2.2
Avg. Stride Length [m]	6.0	7.6	7.5	7.5	7.5	7.5	7.7	7.7	7.6	7.5



- [] Ranking at each section and finish
- .-.- No data available at this section
- NA No data available



Horse/Jockey Name	Saxon Brave
Final Rank	3
Fastest Section Time (Section)	0:08.22 (Overall)
Top Speed [km/h] (Section)	64.7 (600m)
Race State	Finished

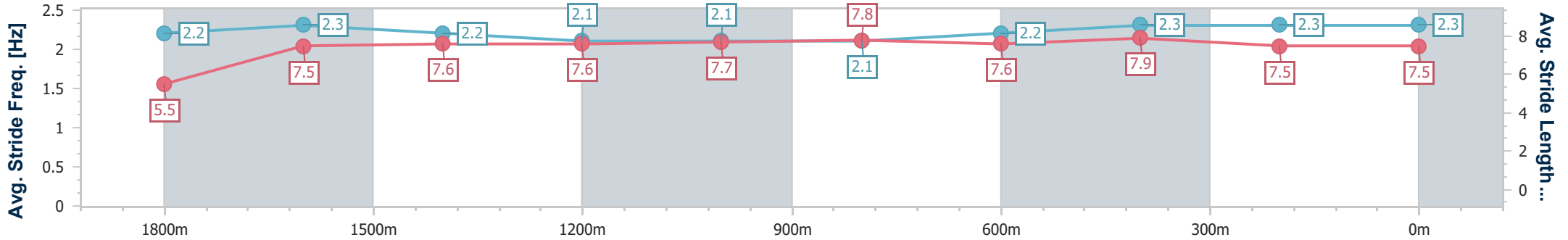
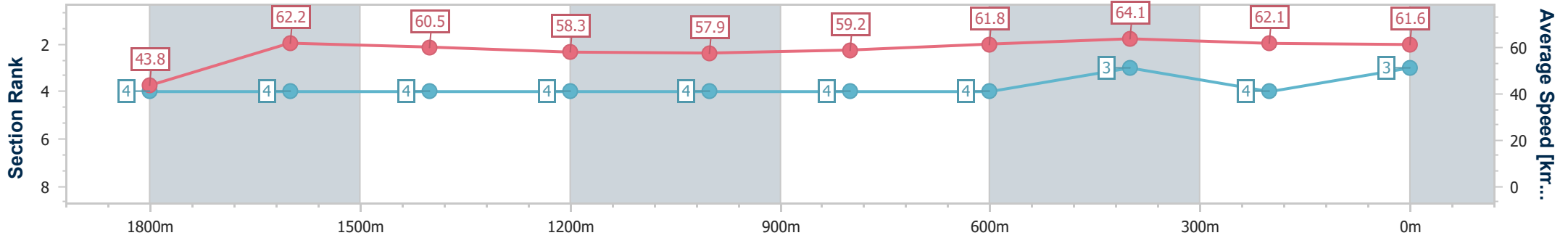


Aquis Park Gold Coast Poly QLD Professional
 Race 2: WEALTH INSURANCE SOLUTIONS BENCHMARK 62
 Handicap - 1900m
 08 June 2024 - 12:00



Track Rating: Synthetic, Weather: Fine, Rail Position: True

Section	Overall	1800m	1600m	1400m	1200m	1000m	800m	600m	400m	200m
Section Times	1:55.50 [3] (0:08.22)	1:47.28 [4] (0:11.65)	1:35.63 [4] (0:11.94)	1:23.69 [4] (0:12.52)	1:11.17 [4] (0:12.42)	0:58.75 [4] (0:12.23)	0:46.52 [4] (0:11.73)	0:34.79 [4] (0:11.40)	0:23.39 [3] (0:11.63)	0:11.76 [4] (0:11.76)
Average Speed [km/h]	43.8	62.2	60.5	58.3	57.9	59.2	61.8	64.1	62.1	61.6
Top Speed [km/h]	60.4	64.6	61.5	59.1	59.1	60.1	64.7	64.7	62.8	62.1
Avg. Dist. to Rail [m]	1.9	1.8	2.0	1.5	1.9	1.5	1.5	2.3	3.8	4.7
Avg. Stride Freq. [Hz]	2.2	2.3	2.2	2.1	2.1	2.1	2.2	2.3	2.3	2.3
Avg. Stride Length [m]	5.5	7.5	7.6	7.6	7.7	7.8	7.6	7.9	7.5	7.5



- [] Ranking at each section and finish
- .-.- No data available at this section
- NA No data available



Horse/Jockey Name	Viadelamore
Final Rank	4
Fastest Section Time (Section)	0:08.18 (Overall)
Top Speed [km/h] (Section)	64.4 (600m)
Race State	Finished

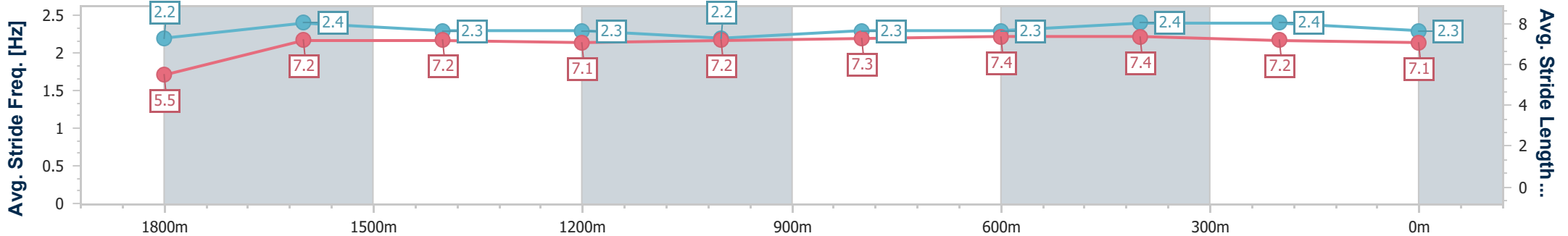
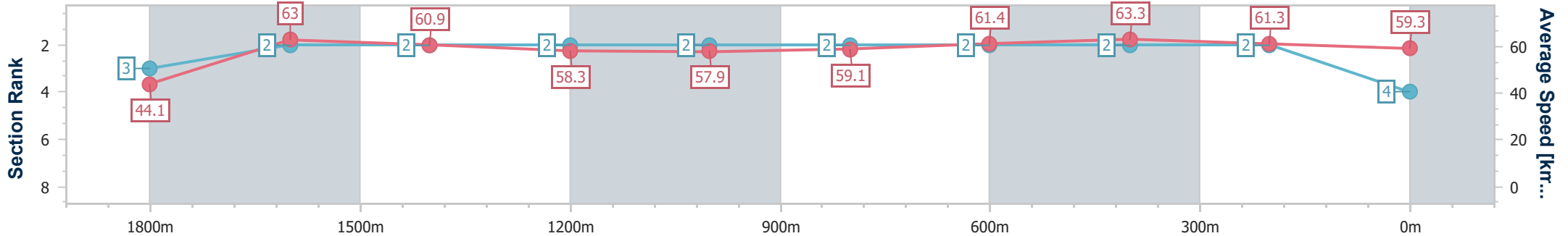


Aquis Park Gold Coast Poly QLD Professional
 Race 2: WEALTH INSURANCE SOLUTIONS BENCHMARK 62
 Handicap - 1900m
 08 June 2024 - 12:00



Track Rating: Synthetic, Weather: Fine, Rail Position: True

Section	Overall	1800m	1600m	1400m	1200m	1000m	800m	600m	400m	200m
Section Times	1:55.89 [4] (0:08.18)	1:47.71 [3] (0:11.48)	1:36.23 [2] (0:11.89)	1:24.34 [2] (0:12.44)	1:11.90 [2] (0:12.44)	0:59.46 [2] (0:12.26)	0:47.20 [2] (0:11.77)	0:35.43 [2] (0:11.46)	0:23.97 [2] (0:11.74)	0:12.23 [2] (0:12.23)
Average Speed [km/h]	44.1	63.0	60.9	58.3	57.9	59.1	61.4	63.3	61.3	59.3
Top Speed [km/h]	61.0	64.1	61.9	59.3	58.3	59.9	63.5	64.4	62.5	60.6
Avg. Dist. to Rail [m]	3.7	2.0	1.7	1.1	1.8	1.5	1.3	1.2	1.8	1.8
Avg. Stride Freq. [Hz]	2.2	2.4	2.3	2.3	2.2	2.3	2.3	2.4	2.4	2.3
Avg. Stride Length [m]	5.5	7.2	7.2	7.1	7.2	7.3	7.4	7.4	7.2	7.1



- [] Ranking at each section and finish
- .-.- No data available at this section
- NA No data available



Horse/Jockey Name	Irene's Best
Final Rank	5
Fastest Section Time (Section)	0:08.35 (Overall)
Top Speed [km/h] (Section)	64.6 (600m)
Race State	Finished

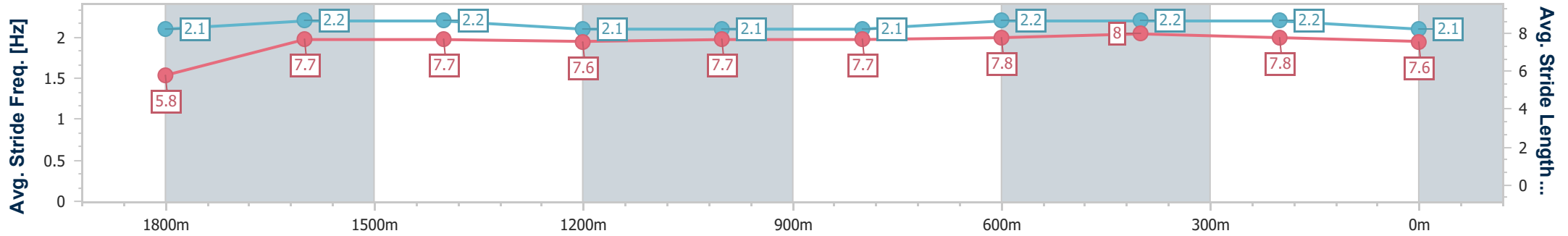
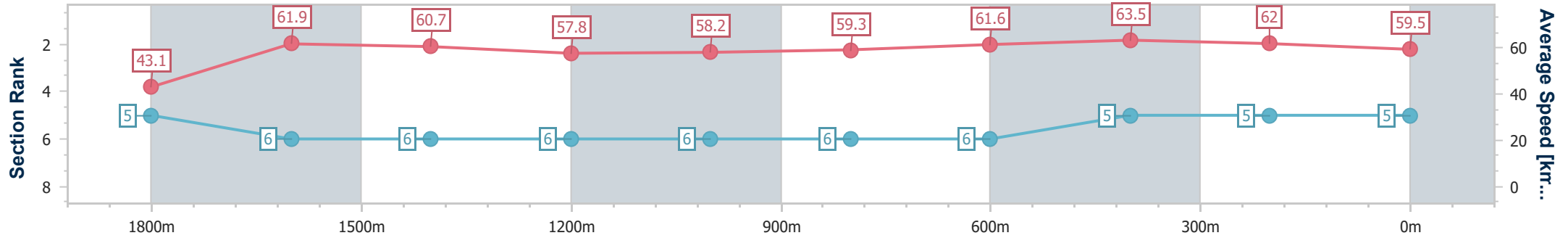


Aquis Park Gold Coast Poly QLD Professional
 Race 2: WEALTH INSURANCE SOLUTIONS BENCHMARK 62
 Handicap - 1900m
 08 June 2024 - 12:00



Track Rating: Synthetic, Weather: Fine, Rail Position: True

Section	Overall	1800m	1600m	1400m	1200m	1000m	800m	600m	400m	200m
Section Times	1:56.24 [5] (0:08.35)	1:47.89 [5] (0:11.73)	1:36.16 [6] (0:11.95)	1:24.21 [6] (0:12.61)	1:11.60 [6] (0:12.39)	0:59.21 [6] (0:12.19)	0:47.02 [6] (0:11.77)	0:35.25 [6] (0:11.44)	0:23.81 [5] (0:11.66)	0:12.15 [5] (0:12.15)
Average Speed [km/h]	43.1	61.9	60.7	57.8	58.2	59.3	61.6	63.5	62.0	59.5
Top Speed [km/h]	59.3	63.8	62.4	60.3	59.0	60.6	64.0	64.6	62.6	60.6
Avg. Dist. to Rail [m]	4.5	2.7	1.9	1.7	2.1	1.7	1.5	1.9	1.7	2.0
Avg. Stride Freq. [Hz]	2.1	2.2	2.2	2.1	2.1	2.1	2.2	2.2	2.2	2.1
Avg. Stride Length [m]	5.8	7.7	7.7	7.6	7.7	7.7	7.8	8.0	7.8	7.6



- [] Ranking at each section and finish
- .-.- No data available at this section
- NA No data available



Horse/Jockey Name	Word From Above
Final Rank	6
Fastest Section Time (Section)	0:08.38 (Overall)
Top Speed [km/h] (Section)	64.1 (600m)
Race State	Finished

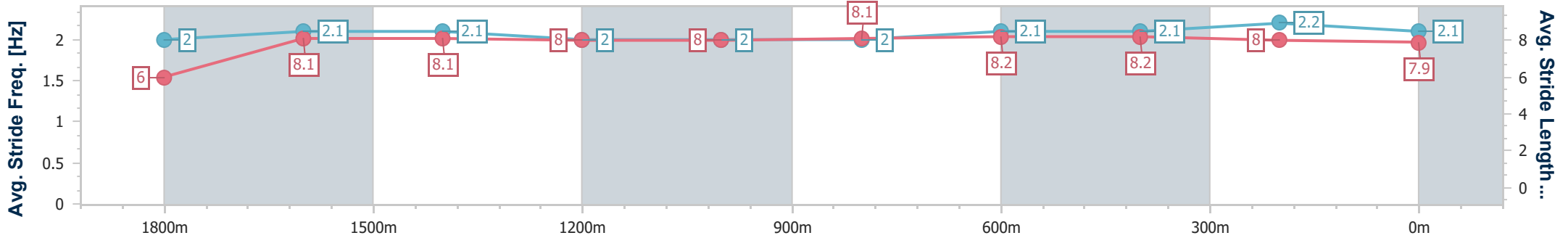
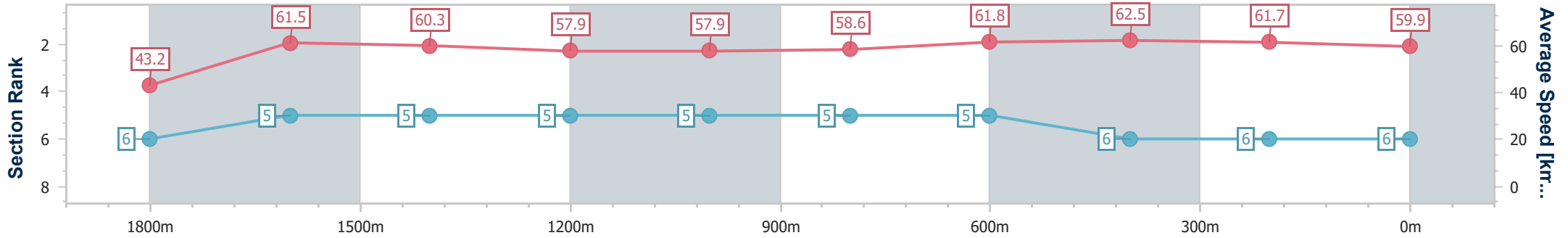


Aquis Park Gold Coast Poly QLD Professional
Race 2: WEALTH INSURANCE SOLUTIONS BENCHMARK 62
Handicap - 1900m
08 June 2024 - 12:00



Track Rating: Synthetic, Weather: Fine, Rail Position: True

Section	Overall	1800m	1600m	1400m	1200m	1000m	800m	600m	400m	200m
Section Times	1:56.25 [6] (0:08.38)	1:47.87 [6] (0:11.66)	1:36.21 [5] (0:11.94)	1:24.27 [5] (0:12.49)	1:11.78 [5] (0:12.41)	0:59.37 [5] (0:12.30)	0:47.07 [5] (0:11.71)	0:35.36 [5] (0:11.54)	0:23.82 [6] (0:11.70)	0:12.12 [6] (0:12.12)
Average Speed [km/h]	43.2	61.5	60.3	57.9	57.9	58.6	61.8	62.5	61.7	59.9
Top Speed [km/h]	59.9	63.4	61.4	60.2	59.0	59.8	63.8	64.1	62.8	60.7
Avg. Dist. to Rail [m]	2.1	1.0	0.5	0.5	0.8	0.7	0.4	1.1	1.3	1.4
Avg. Stride Freq. [Hz]	2.0	2.1	2.1	2.0	2.0	2.0	2.1	2.1	2.2	2.1
Avg. Stride Length [m]	6.0	8.1	8.1	8.0	8.0	8.1	8.2	8.2	8.0	7.9



- [] Ranking at each section and finish
- .-.- No data available at this section
- NA No data available



Horse/Jockey Name	Zoomurudi
Final Rank	7
Fastest Section Time (Section)	0:09.10 (Overall)
Top Speed [km/h] (Section)	64.8 (600m)
Race State	Finished

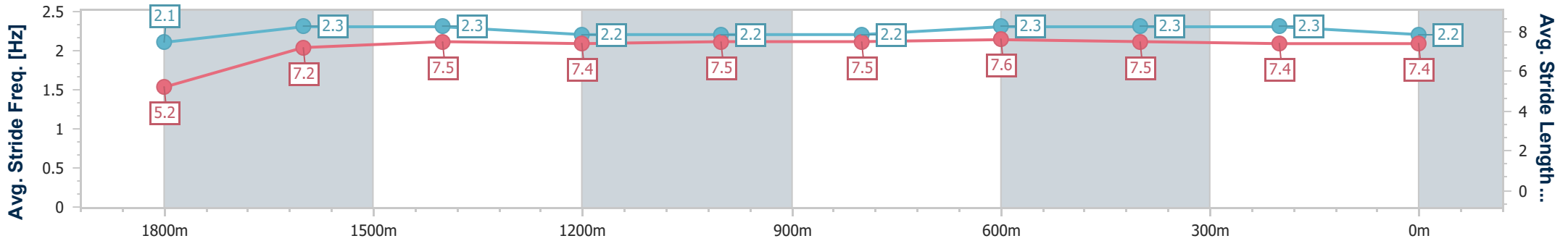
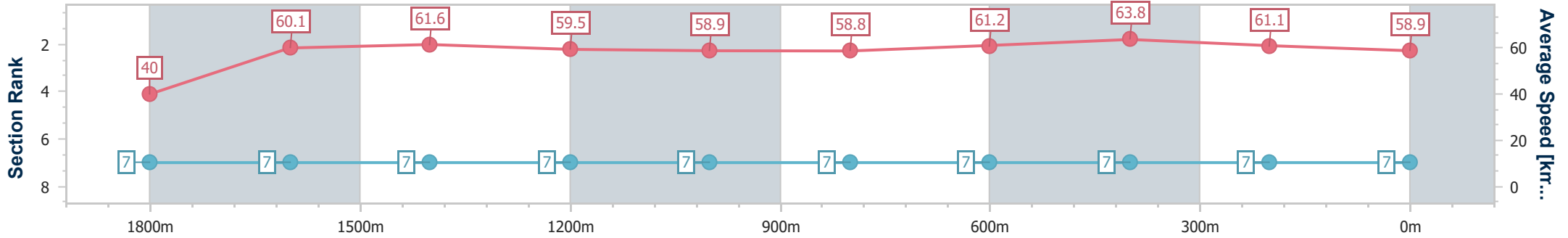


Aquis Park Gold Coast Poly QLD Professional
 Race 2: WEALTH INSURANCE SOLUTIONS BENCHMARK 62
 Handicap - 1900m
 08 June 2024 - 12:00



Track Rating: Synthetic, Weather: Fine, Rail Position: True

Section	Overall	1800m	1600m	1400m	1200m	1000m	800m	600m	400m	200m
Section Times	1:56.58 [7] (0:09.10)	1:47.48 [7] (0:11.98)	1:35.50 [7] (0:11.73)	1:23.77 [7] (0:12.12)	1:11.65 [7] (0:12.23)	0:59.42 [7] (0:12.25)	0:47.17 [7] (0:11.72)	0:35.45 [7] (0:11.32)	0:24.13 [7] (0:11.80)	0:12.33 [7] (0:12.33)
Average Speed [km/h]	40.0	60.1	61.6	59.5	58.9	58.8	61.2	63.8	61.1	58.9
Top Speed [km/h]	55.9	62.6	62.4	60.7	59.5	59.5	64.5	64.8	62.6	60.5
Avg. Dist. to Rail [m]	1.8	0.9	0.9	0.2	0.3	0.1	0.3	0.4	0.4	0.5
Avg. Stride Freq. [Hz]	2.1	2.3	2.3	2.2	2.2	2.2	2.3	2.3	2.3	2.2
Avg. Stride Length [m]	5.2	7.2	7.5	7.4	7.5	7.5	7.6	7.5	7.4	7.4



- [] Ranking at each section and finish
- .-.- No data available at this section
- NA No data available