

Track Rating: Soft 5, Weather: Fine, Rail Position: +10.5m Entire

Section		Overall	2000m	1800m	1600m	1400m	1200m	1000m	Last 600m				
Field Times		2:19.85 (0:15.29)	2:04.56 (0:11.46)	1:53.10 (0:11.95)	1:41.15 (0:12.75)	1:28.40 (0:12.75)	1:15.65 (0:13.06)	1:02.59 (0:13.05)	0:36.92				
Rank	TAB Horse/Jockey	Barrier	Top Speed [km/h]	Fastest Section									Distance Travelled [m]
1	6 VERMEER Noriyuki Masuda	2	63.6	0:11.46	2:19.85 [1] (0:15.29)	2:04.56 [1] (0:11.46)	1:53.10 [1] (0:11.95)	1:41.15 [1] (0:12.75)	1:28.40 [1] (0:12.75)	1:15.65 [2] (0:13.06)	1:02.59 [1] (0:13.05)	0:36.92	
2	5 SALAMANCAS James Orman	5	65.9	0:11.28	2:20.23 [2] (0:15.66)	2:04.57 [3] (0:11.28)	1:53.29 [3] (0:12.06)	1:41.23 [3] (0:12.77)	1:28.46 [3] (0:12.74)	1:15.72 [3] (0:13.00)	1:02.72 [3] (0:13.05)	0:37.08	+7
3	9 LUISANA Brooke Ainsworth	6	64.0	0:11.42	2:20.27 [3] (0:16.13)	2:04.14 [7] (0:11.42)	1:52.72 [8] (0:12.07)	1:40.65 [8] (0:12.71)	1:27.94 [8] (0:12.74)	1:15.20 [8] (0:12.91)	1:02.29 [9] (0:13.10)	0:36.65	+9
4	8 FIONTE Georgina Cartwright	10	64.2	0:11.49	2:20.46 [4] (0:16.30)	2:04.16 [10] (0:11.49)	1:52.67 [10] (0:12.02)	1:40.65 [9] (0:12.62)	1:28.03 [9] (0:12.66)	1:15.37 [9] (0:13.14)	1:02.23 [10] (0:12.91)	0:36.93	+6
5	4 HIMEJI Gregory Walters	7	63.6	0:11.55	2:21.76 [5] (0:16.22)	2:05.54 [9] (0:11.55)	1:53.99 [9] (0:12.14)	1:41.85 [10] (0:12.72)	1:29.13 [10] (0:12.54)	1:16.59 [10] (0:12.77)	1:03.82 [7] (0:12.96)	0:38.29	+16
6	7 CASSIE'S GIRL Michael Cahill	1	63.6	0:11.40	2:21.89 [6] (0:16.13)	2:05.76 [7] (0:11.40)	1:54.36 [7] (0:11.96)	1:42.40 [7] (0:12.65)	1:29.75 [7] (0:12.73)	1:17.02 [7] (0:13.11)	1:03.91 [8] (0:12.90)	0:38.50	+3
7	10 KAYTEE SUNNYLINE Nozi Tomizawa	3	63.4	0:11.47	2:21.93 [7] (0:15.66)	2:06.27 [4] (0:11.47)	1:54.80 [4] (0:12.11)	1:42.69 [4] (0:12.60)	1:30.09 [4] (0:12.79)	1:17.30 [5] (0:13.03)	1:04.27 [5] (0:12.94)	0:38.71	+3
8	3 TURPIN'S TORMENT Cejay Graham	4	63.6	0:11.46	2:21.96 [8] (0:15.71)	2:06.25 [5] (0:11.46)	1:54.79 [5] (0:12.10)	1:42.69 [6] (0:12.85)	1:29.84 [6] (0:12.70)	1:17.14 [6] (0:12.96)	1:04.18 [6] (0:13.09)	0:38.45	+10
9	2 SHAMBOLIC Jai Williams	9	64.2	0:11.42	2:22.14 [9] (0:15.80)	2:06.34 [6] (0:11.42)	1:54.92 [6] (0:12.05)	1:42.87 [5] (0:12.58)	1:30.29 [5] (0:12.77)	1:17.52 [4] (0:12.97)	1:04.55 [4] (0:13.07)	0:38.77	+13
10	1 PUSH TURBO Angela Jones	8	64.6	0:11.27	2:26.51 [10] (0:15.54)	2:10.97 [2] (0:11.27)	1:59.70 [2] (0:11.95)	1:47.75 [2] (0:12.74)	1:35.01 [2] (0:12.70)	1:22.31 [1] (0:13.09)	1:09.22 [2] (0:13.07)	0:43.36	+10



# Ipswich QLD Professional

## Race 1: TAB IPSWICH CUP TICKETS ON SALE Maiden Plate - 2210m

07 June 2024 - 11:57



Track Rating: Soft 5, Weather: Fine, Rail Position: +10.5m Entire

Section										Last 600m	
Field Times				800m	600m	400m	200m			0:36.92	
				0:49.54 (0:12.62)	0:36.92 (0:12.14)	0:24.78 (0:12.21)	0:12.57 (0:12.57)				
Rank	TAB Horse/Jockey	Barrier	Top Speed [km/h]	Fastest Section					Margin	Distance Travelled [m]	
1	6 VERMEER Noriyuki Masuda	2	63.6	0:11.46	0:49.54 [1] (0:12.62)	0:36.92 [1] (0:12.14)	0:24.78 [1] (0:12.21)	0:12.57 [1] (0:12.57)	2:19.85	0:36.92	
2	5 SALAMANCAS James Orman	5	65.9	0:11.28	0:49.67 [3] (0:12.59)	0:37.08 [2] (0:12.22)	0:24.86 [2] (0:12.32)	0:12.54 [2] (0:12.54)	2.25L	0:37.08	+7
3	9 LUISANA Brooke Ainsworth	6	64.0	0:11.42	0:49.19 [9] (0:12.54)	0:36.65 [10] (0:12.43)	0:24.22 [7] (0:12.39)	0:11.83 [4] (0:11.83)	2.51L	0:36.65	+9
4	8 FIONTE Georgina Cartwright	10	64.2	0:11.49	0:49.32 [10] (0:12.39)	0:36.93 [9] (0:12.40)	0:24.53 [5] (0:12.18)	0:12.35 [3] (0:12.35)	3.62L	0:36.93	+6
5	4 HIMEJI Gregory Walters	7	63.6	0:11.55	0:50.86 [8] (0:12.57)	0:38.29 [7] (0:12.33)	0:25.96 [3] (0:12.90)	0:13.06 [6] (0:13.06)	11.27L	0:38.29	+16
6	7 CASSIE'S GIRL Michael Cahill	1	63.6	0:11.40	0:51.01 [7] (0:12.51)	0:38.50 [6] (0:12.97)	0:25.53 [8] (0:12.68)	0:12.85 [8] (0:12.85)	12.02L	0:38.50	+3
7	10 KAYTEE SUNNYLINE Nozi Tomizawa	3	63.4	0:11.47	0:51.33 [4] (0:12.62)	0:38.71 [4] (0:12.58)	0:26.13 [4] (0:12.79)	0:13.34 [5] (0:13.34)	12.24L	0:38.71	+3
8	3 TURPIN'S TORMENT Cejay Graham	4	63.6	0:11.46	0:51.09 [6] (0:12.64)	0:38.45 [8] (0:12.87)	0:25.58 [9] (0:12.70)	0:12.88 [9] (0:12.88)	12.43L	0:38.45	+10
9	2 SHAMBOLIC Jai Williams	9	64.2	0:11.42	0:51.48 [5] (0:12.71)	0:38.77 [5] (0:12.65)	0:26.12 [6] (0:12.90)	0:13.22 [7] (0:13.22)	13.47L	0:38.77	+13
10	1 PUSH TURBO Angela Jones	8	64.6	0:11.27	0:56.15 [2] (0:12.79)	0:43.36 [3] (0:13.48)	0:29.88 [10] (0:14.24)	0:15.64 [10] (0:15.64)	39.19L	0:43.36	+10



Horse/Jockey Name	Vermeer
Final Rank	1
Fastest Section Time (Section)	0:11.46 (2000m)
Top Speed [km/h] (Section)	63.6 (Overall)
Race State	Finished



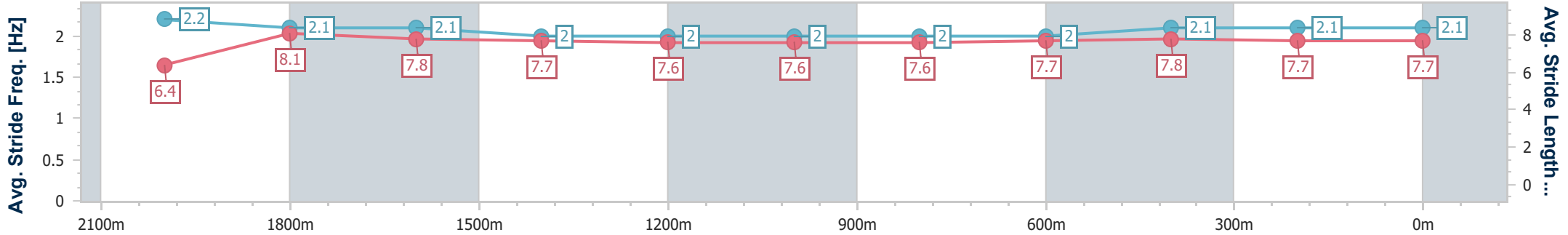
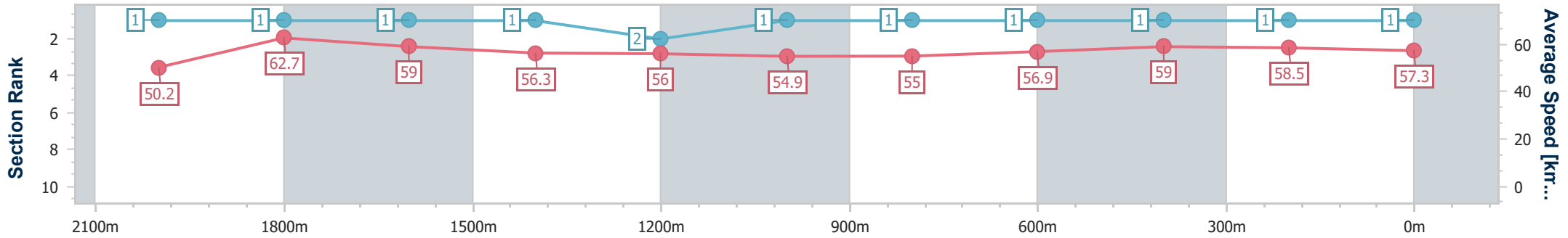
Ipswich QLD Professional  
Race 1: TAB IPSWICH CUP TICKETS ON SALE Maiden Plate - 2210m



07 June 2024 - 11:57

Track Rating: Soft 5, Weather: Fine, Rail Position: +10.5m Entire

Section	Overall	2000m	1800m	1600m	1400m	1200m	1000m	800m	600m	400m	200m
Section Times	2:19.85 [1] (0:15.29)	2:04.56 [1] (0:11.46)	1:53.10 [1] (0:11.95)	1:41.15 [1] (0:12.75)	1:28.40 [1] (0:12.75)	1:15.65 [2] (0:13.06)	1:02.59 [1] (0:13.05)	0:49.54 [1] (0:12.62)	0:36.92 [1] (0:12.14)	0:24.78 [1] (0:12.21)	0:12.57 [1] (0:12.57)
Average Speed [km/h]	50.2	62.7	59.0	56.3	56.0	54.9	55.0	56.9	59.0	58.5	57.3
Top Speed [km/h]	63.6	63.2	62.0	57.9	56.6	56.0	55.8	58.0	59.3	58.9	58.7
Avg. Dist. to Rail [m]	13.4	2.1	2.7	2.8	2.3	1.4	0.4	1.0	1.2	1.9	1.8
Avg. Stride Freq. [Hz]	2.2	2.1	2.1	2.0	2.0	2.0	2.0	2.0	2.1	2.1	2.1
Avg. Stride Length [m]	6.4	8.1	7.8	7.7	7.6	7.6	7.6	7.7	7.8	7.7	7.7



- [ ] Ranking at each section and finish
- .-.- No data available at this section
- NA No data available



Horse/Jockey Name	Salamancas
Final Rank	2
Fastest Section Time (Section)	0:11.28 (2000m)
Top Speed [km/h] (Section)	65.9 (Overall)
Race State	Finished



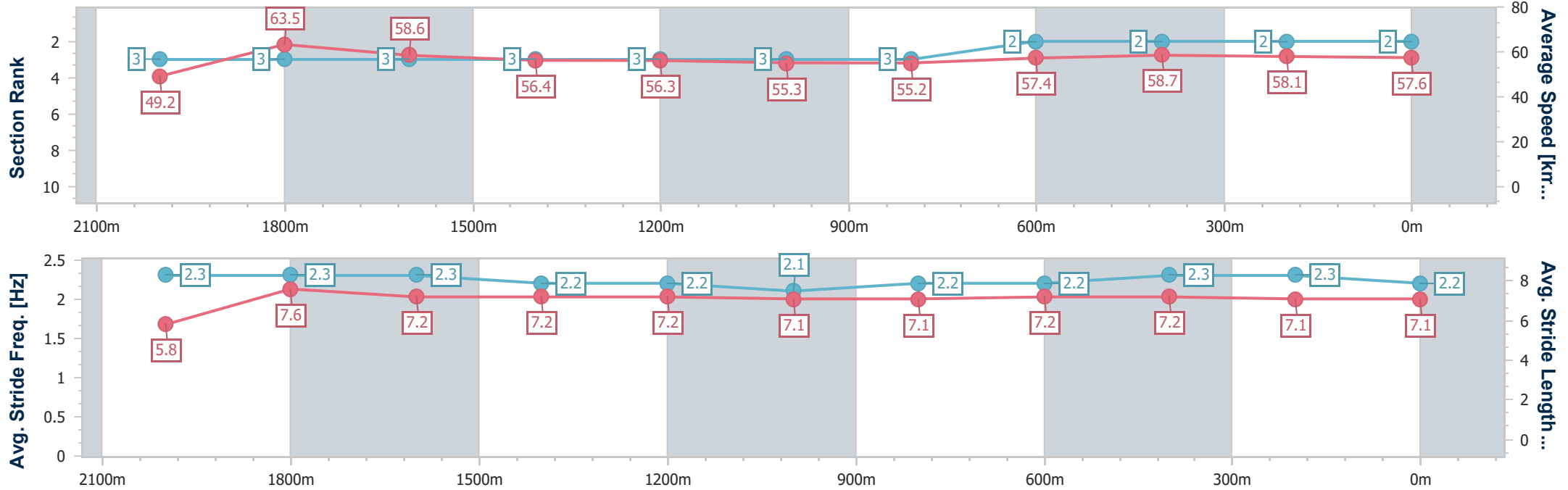
Ipswich QLD Professional  
Race 1: TAB IPSWICH CUP TICKETS ON SALE Maiden Plate - 2210m



07 June 2024 - 11:57

Track Rating: Soft 5, Weather: Fine, Rail Position: +10.5m Entire

Section	Overall	2000m	1800m	1600m	1400m	1200m	1000m	800m	600m	400m	200m
Section Times	2:20.23 [2] (0:15.66)	2:04.57 [3] (0:11.28)	1:53.29 [3] (0:12.06)	1:41.23 [3] (0:12.77)	1:28.46 [3] (0:12.74)	1:15.72 [3] (0:13.00)	1:02.72 [3] (0:13.05)	0:49.67 [3] (0:12.59)	0:37.08 [2] (0:12.22)	0:24.86 [2] (0:12.32)	0:12.54 [2] (0:12.54)
Average Speed [km/h]	49.2	63.5	58.6	56.4	56.3	55.3	55.2	57.4	58.7	58.1	57.6
Top Speed [km/h]	65.9	65.6	61.1	56.9	56.7	56.0	56.5	59.5	59.6	58.5	58.1
Avg. Dist. to Rail [m]	12.1	1.3	2.3	1.8	1.1	0.6	0.6	0.6	0.6	0.8	0.4
Avg. Stride Freq. [Hz]	2.3	2.3	2.3	2.2	2.2	2.1	2.2	2.2	2.3	2.3	2.2
Avg. Stride Length [m]	5.8	7.6	7.2	7.2	7.2	7.1	7.1	7.2	7.2	7.1	7.1



- [ ] Ranking at each section and finish
- .-.- No data available at this section
- NA No data available



Horse/Jockey Name	Luisana
Final Rank	3
Fastest Section Time (Section)	0:11.42 (2000m)
Top Speed [km/h] (Section)	64.0 (2000m)
Race State	Finished



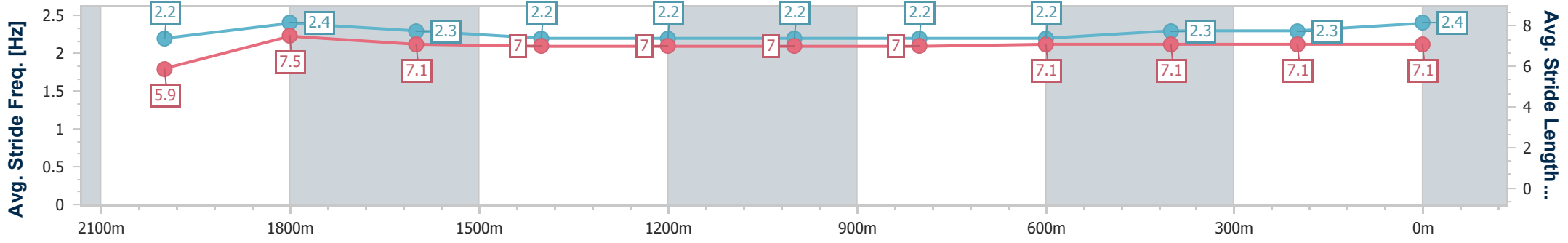
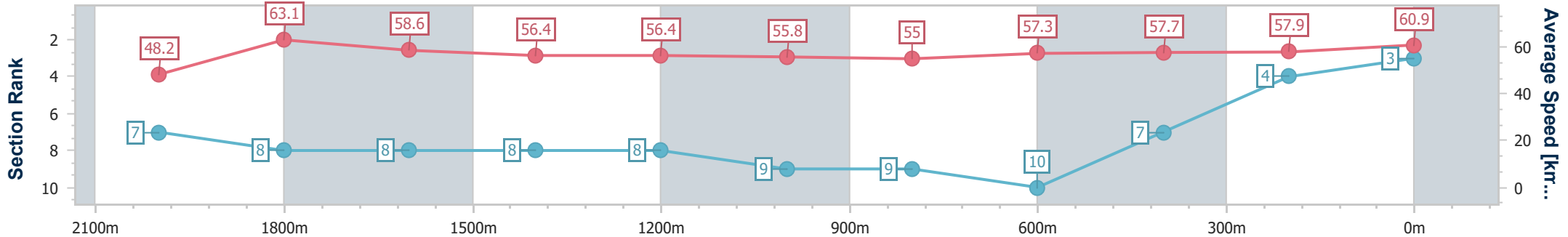
Ipswich QLD Professional  
Race 1: TAB IPSWICH CUP TICKETS ON SALE Maiden Plate - 2210m



07 June 2024 - 11:57

Track Rating: Soft 5, Weather: Fine, Rail Position: +10.5m Entire

Section	Overall	2000m	1800m	1600m	1400m	1200m	1000m	800m	600m	400m	200m
Section Times	2:20.27 [3] (0:16.13)	2:04.14 [7] (0:11.42)	1:52.72 [8] (0:12.07)	1:40.65 [8] (0:12.71)	1:27.94 [8] (0:12.74)	1:15.20 [8] (0:12.91)	1:02.29 [9] (0:13.10)	0:49.19 [9] (0:12.54)	0:36.65 [10] (0:12.43)	0:24.22 [7] (0:12.39)	0:11.83 [4] (0:11.83)
Average Speed [km/h]	48.2	63.1	58.6	56.4	56.4	55.8	55.0	57.3	57.7	57.9	60.9
Top Speed [km/h]	63.3	64.0	61.8	57.9	57.0	56.5	56.3	59.4	59.0	59.6	61.3
Avg. Dist. to Rail [m]	11.7	0.3	2.0	2.1	1.1	0.6	0.4	0.4	1.0	0.9	2.0
Avg. Stride Freq. [Hz]	2.2	2.4	2.3	2.2	2.2	2.2	2.2	2.2	2.3	2.3	2.4
Avg. Stride Length [m]	5.9	7.5	7.1	7.0	7.0	7.0	7.0	7.1	7.1	7.1	7.1



- [ ] Ranking at each section and finish
- .-.- No data available at this section
- NA No data available



Horse/Jockey Name	Fionte
Final Rank	4
Fastest Section Time (Section)	0:11.49 (2000m)
Top Speed [km/h] (Section)	64.2 (2000m)
Race State	Finished



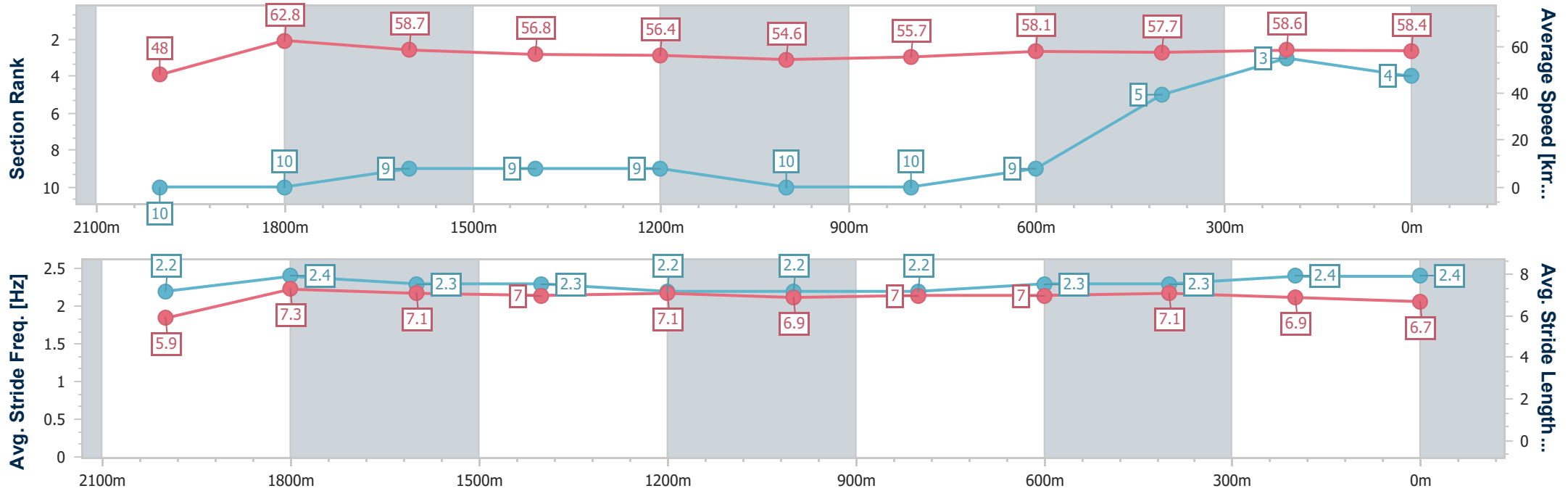
Ipswich QLD Professional  
Race 1: TAB IPSWICH CUP TICKETS ON SALE Maiden Plate - 2210m



07 June 2024 - 11:57

Track Rating: Soft 5, Weather: Fine, Rail Position: +10.5m Entire

Section	Overall	2000m	1800m	1600m	1400m	1200m	1000m	800m	600m	400m	200m
Section Times	2:20.46 [4] (0:16.30)	2:04.16 [10] (0:11.49)	1:52.67 [10] (0:12.02)	1:40.65 [9] (0:12.62)	1:28.03 [9] (0:12.66)	1:15.37 [9] (0:13.14)	1:02.23 [10] (0:12.91)	0:49.32 [10] (0:12.39)	0:36.93 [9] (0:12.40)	0:24.53 [5] (0:12.18)	0:12.35 [3] (0:12.35)
Average Speed [km/h]	48.0	62.8	58.7	56.8	56.4	54.6	55.7	58.1	57.7	58.6	58.4
Top Speed [km/h]	63.9	64.2	62.1	57.8	57.7	55.4	57.0	60.7	59.4	59.8	59.7
Avg. Dist. to Rail [m]	12.1	0.9	2.8	2.7	1.8	0.9	0.4	0.7	1.2	1.7	0.7
Avg. Stride Freq. [Hz]	2.2	2.4	2.3	2.3	2.2	2.2	2.2	2.3	2.3	2.4	2.4
Avg. Stride Length [m]	5.9	7.3	7.1	7.0	7.1	6.9	7.0	7.0	7.1	6.9	6.7



- [ ] Ranking at each section and finish
- .-.- No data available at this section
- NA No data available



Horse/Jockey Name	Himeji
Final Rank	5
Fastest Section Time (Section)	0:11.55 (2000m)
Top Speed [km/h] (Section)	63.6 (2000m)
Race State	Finished



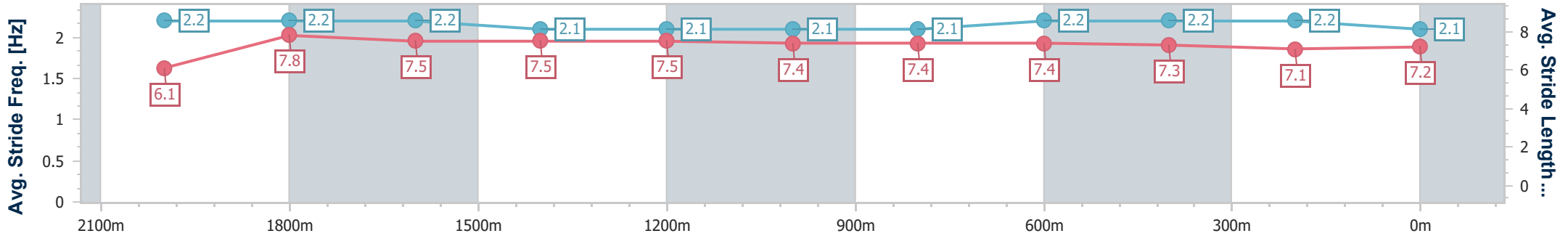
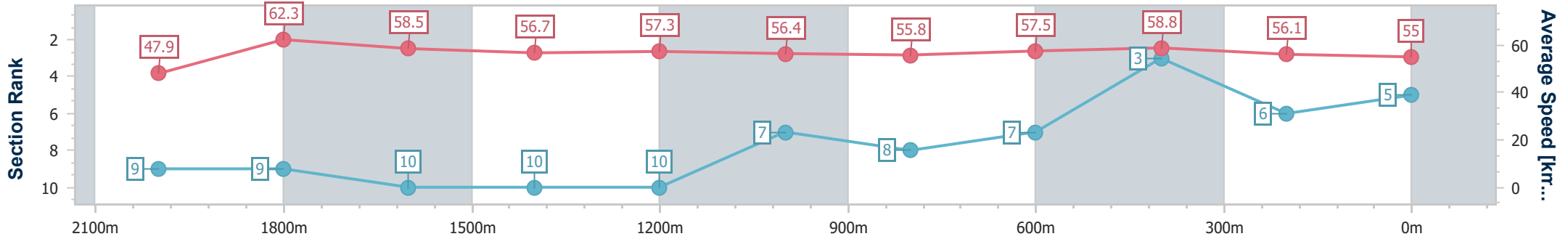
Ipswich QLD Professional  
Race 1: TAB IPSWICH CUP TICKETS ON SALE Maiden Plate - 2210m



07 June 2024 - 11:57

Track Rating: Soft 5, Weather: Fine, Rail Position: +10.5m Entire

Section	Overall	2000m	1800m	1600m	1400m	1200m	1000m	800m	600m	400m	200m
Section Times	2:21.76 [5] (0:16.22)	2:05.54 [9] (0:11.55)	1:53.99 [9] (0:12.14)	1:41.85 [10] (0:12.72)	1:29.13 [10] (0:12.54)	1:16.59 [10] (0:12.77)	1:03.82 [7] (0:12.96)	0:50.86 [8] (0:12.57)	0:38.29 [7] (0:12.33)	0:25.96 [3] (0:12.90)	0:13.06 [6] (0:13.06)
Average Speed [km/h]	47.9	62.3	58.5	56.7	57.3	56.4	55.8	57.5	58.8	56.1	55.0
Top Speed [km/h]	62.4	63.6	62.5	58.0	58.1	57.6	56.5	59.7	59.6	57.9	56.5
Avg. Dist. to Rail [m]	11.2	0.3	1.4	1.4	0.6	0.6	1.6	1.4	1.7	0.9	2.0
Avg. Stride Freq. [Hz]	2.2	2.2	2.2	2.1	2.1	2.1	2.1	2.2	2.2	2.2	2.1
Avg. Stride Length [m]	6.1	7.8	7.5	7.5	7.5	7.4	7.4	7.4	7.3	7.1	7.2



- [ ] Ranking at each section and finish
- .-.- No data available at this section
- NA No data available



Horse/Jockey Name	Cassie's Girl
Final Rank	6
Fastest Section Time (Section)	0:11.40 (2000m)
Top Speed [km/h] (Section)	63.6 (2000m)
Race State	Finished



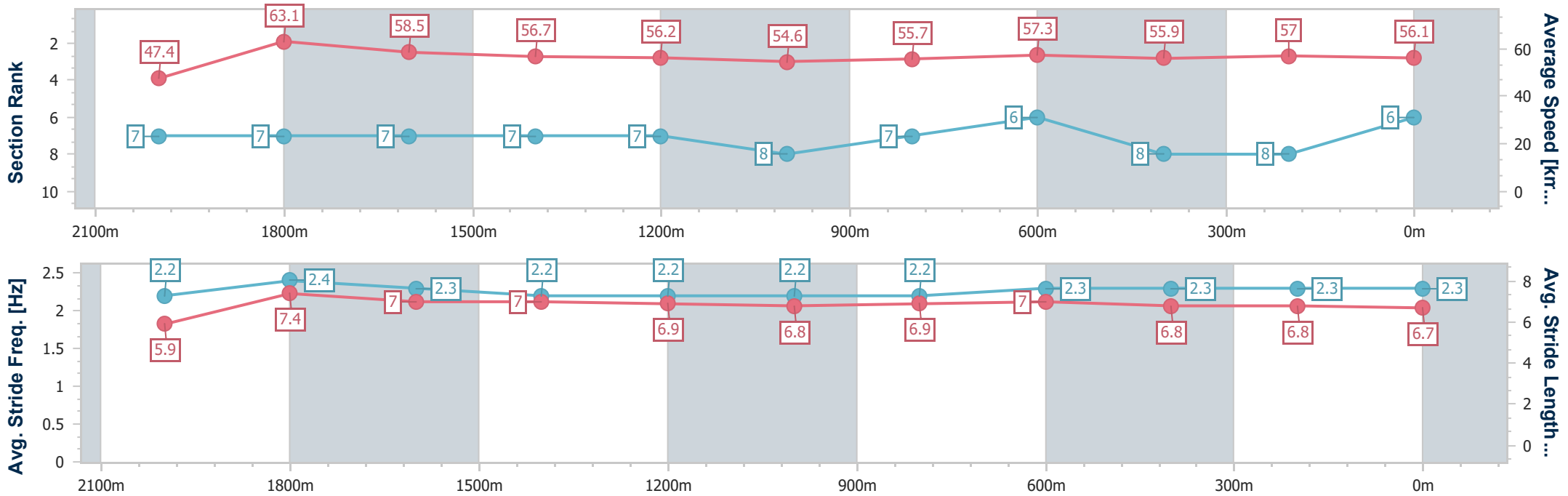
Ipswich QLD Professional  
Race 1: TAB IPSWICH CUP TICKETS ON SALE Maiden Plate - 2210m



07 June 2024 - 11:57

Track Rating: Soft 5, Weather: Fine, Rail Position: +10.5m Entire

Section	Overall	2000m	1800m	1600m	1400m	1200m	1000m	800m	600m	400m	200m
Section Times	2:21.89 [6] (0:16.13)	2:05.76 [7] (0:11.40)	1:54.36 [7] (0:11.96)	1:42.40 [7] (0:12.65)	1:29.75 [7] (0:12.73)	1:17.02 [7] (0:13.11)	1:03.91 [8] (0:12.90)	0:51.01 [7] (0:12.51)	0:38.50 [6] (0:12.97)	0:25.53 [8] (0:12.68)	0:12.85 [8] (0:12.85)
Average Speed [km/h]	47.4	63.1	58.5	56.7	56.2	54.6	55.7	57.3	55.9	57.0	56.1
Top Speed [km/h]	62.5	63.6	62.3	57.2	57.2	55.4	56.3	58.9	58.2	57.6	57.4
Avg. Dist. to Rail [m]	13.4	2.9	3.4	2.8	2.2	1.3	0.6	0.5	1.4	1.2	3.6
Avg. Stride Freq. [Hz]	2.2	2.4	2.3	2.2	2.2	2.2	2.2	2.3	2.3	2.3	2.3
Avg. Stride Length [m]	5.9	7.4	7.0	7.0	6.9	6.8	6.9	7.0	6.8	6.8	6.7



- [ ] Ranking at each section and finish
- .-.- No data available at this section
- NA No data available





Horse/Jockey Name	Kaytee Sunnyline
Final Rank	7
Fastest Section Time (Section)	0:11.47 (2000m)
Top Speed [km/h] (Section)	63.4 (2000m)
Race State	Finished



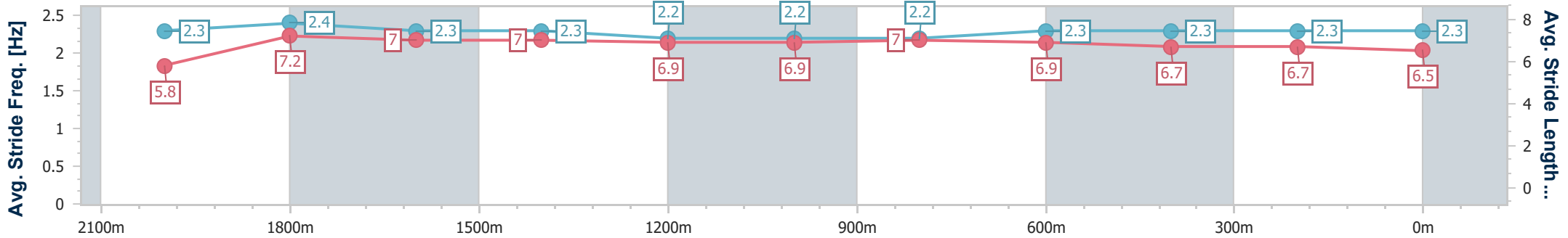
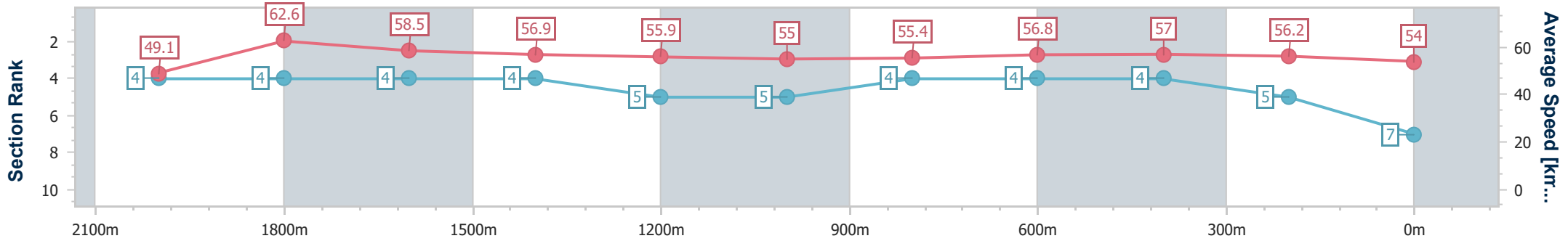
Ipswich QLD Professional  
Race 1: TAB IPSWICH CUP TICKETS ON SALE Maiden Plate - 2210m



07 June 2024 - 11:57

Track Rating: Soft 5, Weather: Fine, Rail Position: +10.5m Entire

Section	Overall	2000m	1800m	1600m	1400m	1200m	1000m	800m	600m	400m	200m
Section Times	2:21.93 [7] (0:15.66)	2:06.27 [4] (0:11.47)	1:54.80 [4] (0:12.11)	1:42.69 [4] (0:12.60)	1:30.09 [4] (0:12.79)	1:17.30 [5] (0:13.03)	1:04.27 [5] (0:12.94)	0:51.33 [4] (0:12.62)	0:38.71 [4] (0:12.58)	0:26.13 [4] (0:12.79)	0:13.34 [5] (0:13.34)
Average Speed [km/h]	49.1	62.6	58.5	56.9	55.9	55.0	55.4	56.8	57.0	56.2	54.0
Top Speed [km/h]	62.3	63.4	61.9	58.0	56.5	55.9	56.6	57.7	57.8	57.5	54.6
Avg. Dist. to Rail [m]	13.4	1.5	2.0	2.4	1.9	1.3	0.3	1.0	0.9	0.8	1.0
Avg. Stride Freq. [Hz]	2.3	2.4	2.3	2.3	2.2	2.2	2.2	2.3	2.3	2.3	2.3
Avg. Stride Length [m]	5.8	7.2	7.0	7.0	6.9	6.9	7.0	6.9	6.7	6.7	6.5



- [ ] Ranking at each section and finish
- .-.- No data available at this section
- NA No data available



Horse/Jockey Name	Turpin's Torment
Final Rank	8
Fastest Section Time (Section)	0:11.46 (2000m)
Top Speed [km/h] (Section)	63.6 (2000m)
Race State	Finished



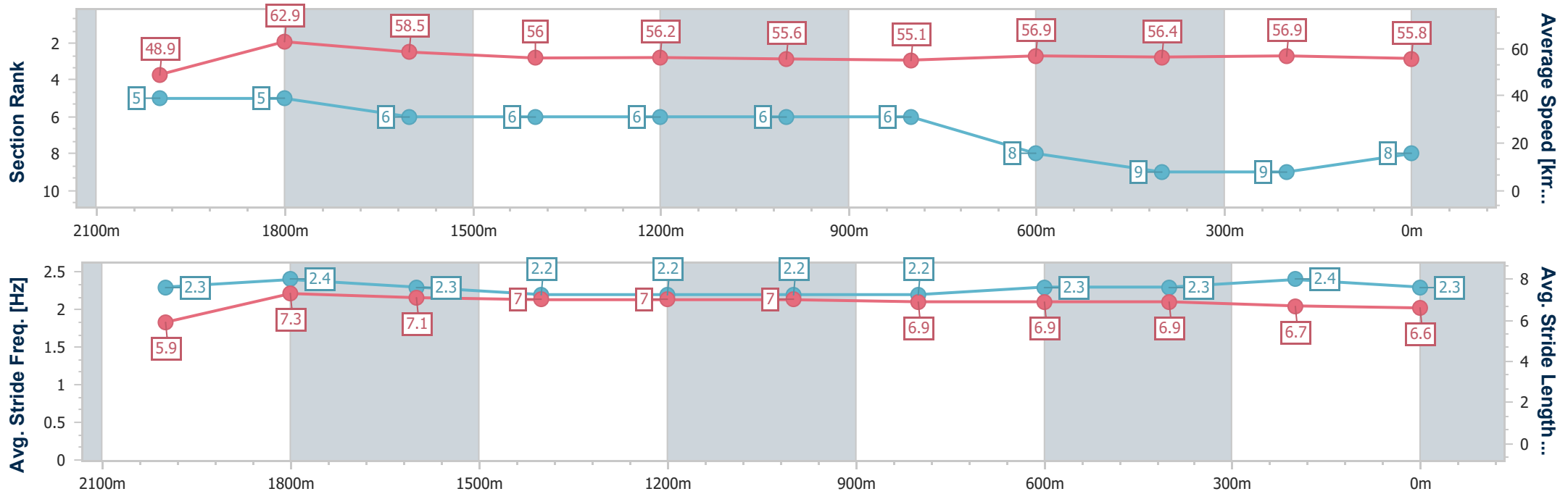
Ipswich QLD Professional  
Race 1: TAB IPSWICH CUP TICKETS ON SALE Maiden Plate - 2210m



07 June 2024 - 11:57

Track Rating: Soft 5, Weather: Fine, Rail Position: +10.5m Entire

Section	Overall	2000m	1800m	1600m	1400m	1200m	1000m	800m	600m	400m	200m
Section Times	2:21.96 [8] (0:15.71)	2:06.25 [5] (0:11.46)	1:54.79 [5] (0:12.10)	1:42.69 [6] (0:12.85)	1:29.84 [6] (0:12.70)	1:17.14 [6] (0:12.96)	1:04.18 [6] (0:13.09)	0:51.09 [6] (0:12.64)	0:38.45 [8] (0:12.87)	0:25.58 [9] (0:12.70)	0:12.88 [9] (0:12.88)
Average Speed [km/h]	48.9	62.9	58.5	56.0	56.2	55.6	55.1	56.9	56.4	56.9	55.8
Top Speed [km/h]	62.1	63.6	61.8	58.0	57.0	56.0	56.4	58.7	58.4	58.0	57.3
Avg. Dist. to Rail [m]	12.5	1.4	2.1	1.6	1.2	0.7	0.7	0.4	1.4	1.9	5.0
Avg. Stride Freq. [Hz]	2.3	2.4	2.3	2.2	2.2	2.2	2.2	2.3	2.3	2.4	2.3
Avg. Stride Length [m]	5.9	7.3	7.1	7.0	7.0	7.0	6.9	6.9	6.9	6.7	6.6



- [ ] Ranking at each section and finish
- .-.- No data available at this section
- NA No data available



Horse/Jockey Name	Shambolic
Final Rank	9
Fastest Section Time (Section)	0:11.42 (2000m)
Top Speed [km/h] (Section)	64.2 (2000m)
Race State	Finished



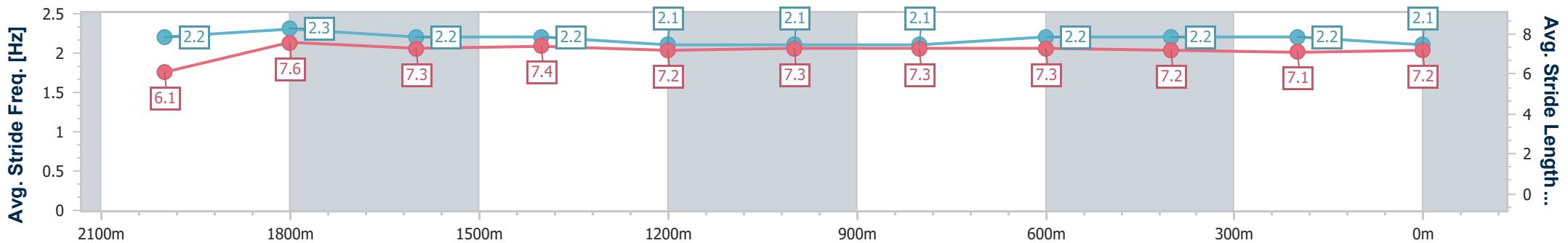
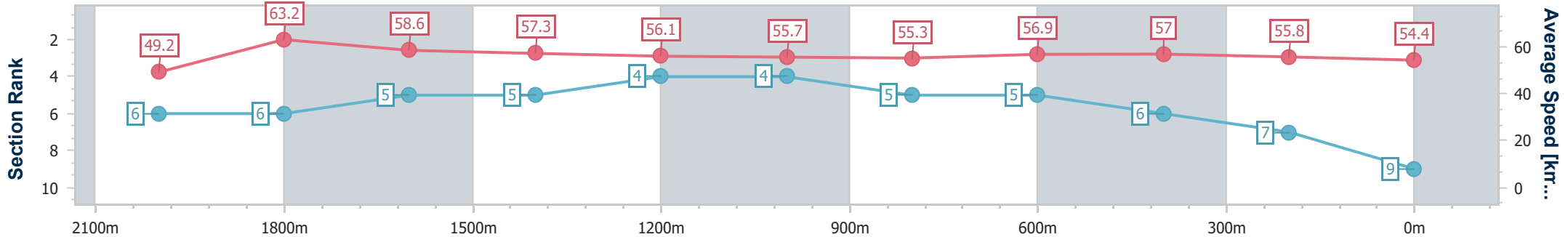
Ipswich QLD Professional  
Race 1: TAB IPSWICH CUP TICKETS ON SALE Maiden Plate - 2210m



07 June 2024 - 11:57

Track Rating: Soft 5, Weather: Fine, Rail Position: +10.5m Entire

Section	Overall	2000m	1800m	1600m	1400m	1200m	1000m	800m	600m	400m	200m
Section Times	2:22.14 [9] (0:15.80)	2:06.34 [6] (0:11.42)	1:54.92 [6] (0:12.05)	1:42.87 [5] (0:12.58)	1:30.29 [5] (0:12.77)	1:17.52 [4] (0:12.97)	1:04.55 [4] (0:13.07)	0:51.48 [5] (0:12.71)	0:38.77 [5] (0:12.65)	0:26.12 [6] (0:12.90)	0:13.22 [7] (0:13.22)
Average Speed [km/h]	49.2	63.2	58.6	57.3	56.1	55.7	55.3	56.9	57.0	55.8	54.4
Top Speed [km/h]	64.0	64.2	61.9	58.9	56.9	56.4	56.0	58.2	58.2	56.8	56.2
Avg. Dist. to Rail [m]	12.3	0.3	2.0	1.6	0.6	0.5	1.6	1.2	1.0	1.0	1.3
Avg. Stride Freq. [Hz]	2.2	2.3	2.2	2.2	2.1	2.1	2.1	2.2	2.2	2.2	2.1
Avg. Stride Length [m]	6.1	7.6	7.3	7.4	7.2	7.3	7.3	7.3	7.2	7.1	7.2



- [ ] Ranking at each section and finish
- .-.- No data available at this section
- NA No data available



Horse/Jockey Name	Push Turbo
Final Rank	10
Fastest Section Time (Section)	0:11.27 (2000m)
Top Speed [km/h] (Section)	64.6 (2000m)
Race State	Finished



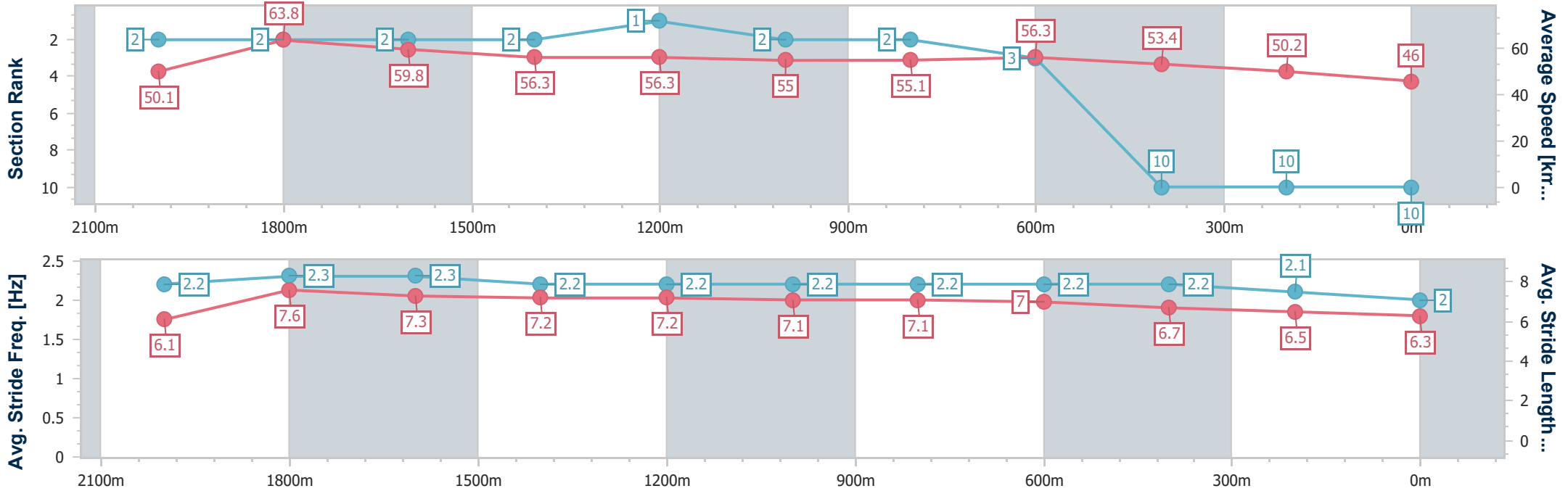
Ipswich QLD Professional  
Race 1: TAB IPSWICH CUP TICKETS ON SALE Maiden Plate - 2210m



07 June 2024 - 11:57

Track Rating: Soft 5, Weather: Fine, Rail Position: +10.5m Entire

Section	Overall	2000m	1800m	1600m	1400m	1200m	1000m	800m	600m	400m	200m
Section Times	2:26.51 [10] (0:15.54)	2:10.97 [2] (0:11.27)	1:59.70 [2] (0:11.95)	1:47.75 [2] (0:12.74)	1:35.01 [2] (0:12.70)	1:22.31 [1] (0:13.09)	1:09.22 [2] (0:13.07)	0:56.15 [2] (0:12.79)	0:43.36 [3] (0:13.48)	0:29.88 [10] (0:14.24)	0:15.64 [10] (0:15.64)
Average Speed [km/h]	50.1	63.8	59.8	56.3	56.3	55.0	55.1	56.3	53.4	50.2	46.0
Top Speed [km/h]	63.9	64.6	62.9	57.8	57.1	56.0	56.0	56.7	55.8	51.8	48.5
Avg. Dist. to Rail [m]	12.5	0.4	1.3	2.1	1.5	0.8	0.5	0.1	0.5	1.2	1.6
Avg. Stride Freq. [Hz]	2.2	2.3	2.3	2.2	2.2	2.2	2.2	2.2	2.2	2.1	2.0
Avg. Stride Length [m]	6.1	7.6	7.3	7.2	7.2	7.1	7.1	7.0	6.7	6.5	6.3



- [ ] Ranking at each section and finish
- .-.- No data available at this section
- NA No data available

Track Rating: Soft 5, Weather: Fine, Rail Position: +10.5m Entire

Section										Last 600m		
Field Times		Overall	600m	400m	200m							
		0:46.56 (0:13.58)	0:32.98 (0:10.58)	0:22.40 (0:10.84)	0:11.56 (0:11.56)						0:32.98	
Rank	TAB	Horse/Jockey	Barrier	Top Speed [km/h]	Fastest Section					Margin		
1	3	<b>FIND YOUR OWN</b> Michael Cahill	7	70.0 600m	0:10.58 600m	0:46.56 [1] (0:13.58)	0:32.98 [1] (0:10.58)	0:22.40 [1] (0:10.84)	0:11.56 [1] (0:11.56)	0:46.56	0:32.98	
2	4	<b>HYDROS</b> Madeleine Wishart	4	66.9 600m	0:10.83 600m	0:47.45 [2] (0:13.75)	0:33.70 [2] (0:10.83)	0:22.87 [3] (0:11.18)	0:11.69 [3] (0:11.69)	5.23L	0:33.70	-1
3	8	<b>LOOK IT'S LUCY</b> Georgina Cartwright	8	68.4 600m	0:10.65 600m	0:47.55 [3] (0:13.79)	0:33.76 [3] (0:10.65)	0:23.11 [2] (0:11.07)	0:12.04 [2] (0:12.04)	5.82L	0:33.76	-1
4	9	<b>STARSPANGLE PLANET</b> Jason Taylor	5	68.3 Overall	0:10.61 600m	0:47.71 [4] (0:14.42)	0:33.29 [6] (0:10.61)	0:22.68 [6] (0:11.10)	0:11.58 [6] (0:11.58)	6.74L	0:33.29	-1
5	7	<b>LITERACY</b> Noriyuki Masuda	2	66.5 600m	0:10.80 600m	0:48.15 [5] (0:13.99)	0:34.16 [5] (0:10.80)	0:23.36 [5] (0:11.20)	0:12.16 [5] (0:12.16)	9.35L	0:34.16	-1
6	1	<b>ARNIE'S ARMY</b> Les Tilley	9	68.2 600m	0:10.80 600m	0:48.20 [6] (0:13.97)	0:34.23 [4] (0:10.80)	0:23.43 [4] (0:11.22)	0:12.21 [4] (0:12.21)	9.63L	0:34.23	+1

Scratched: Kentucky Rose (#6), Chilling (#5), Boomlander (#2)



Horse/Jockey Name	Find Your Own
Final Rank	1
Fastest Section Time (Section)	0:10.58 (600m)
Top Speed [km/h] (Section)	70.0 (600m)
Race State	Finished



### Ipswich QLD Professional

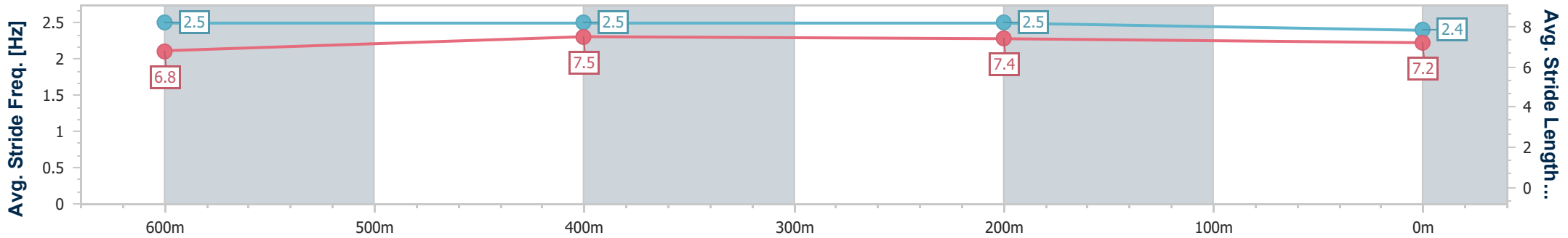
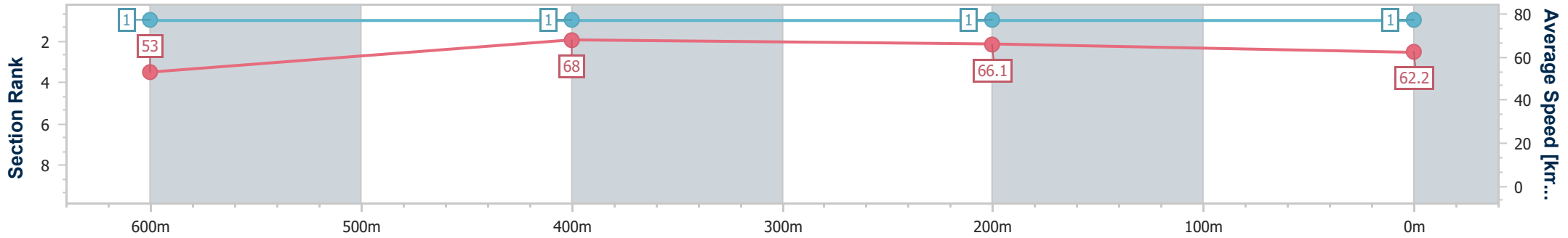
Race 2: PUT IT ON BLACK Maiden Handicap - 800m

07 June 2024 - 12:32



Track Rating: Soft 5, Weather: Fine, Rail Position: +10.5m Entire

Section	Overall	600m	400m	200m
Section Times	0:46.56 [1] (0:13.58)	0:32.98 [1] (0:10.58)	0:22.40 [1] (0:10.84)	0:11.56 [1] (0:11.56)
Average Speed [km/h]	53.0	68.0	66.1	62.2
Top Speed [km/h]	70.0	70.0	66.8	65.2
Avg. Dist. to Rail [m]	4.0	1.5	1.9	2.1
Avg. Stride Freq. [Hz]	2.5	2.5	2.5	2.4
Avg. Stride Length [m]	6.8	7.5	7.4	7.2



- [ ] Ranking at each section and finish
- .-.- No data available at this section
- NA No data available



Horse/Jockey Name	Hydros
Final Rank	2
Fastest Section Time (Section)	0:10.83 (600m)
Top Speed [km/h] (Section)	66.9 (600m)
Race State	Finished



### Ipswich QLD Professional

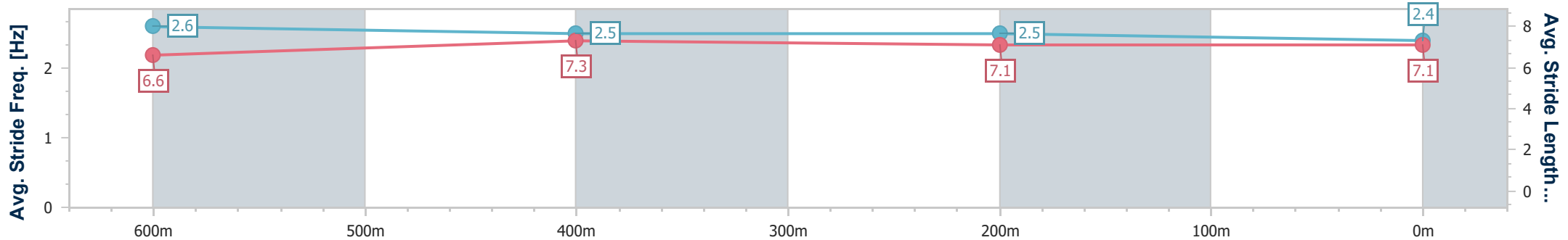
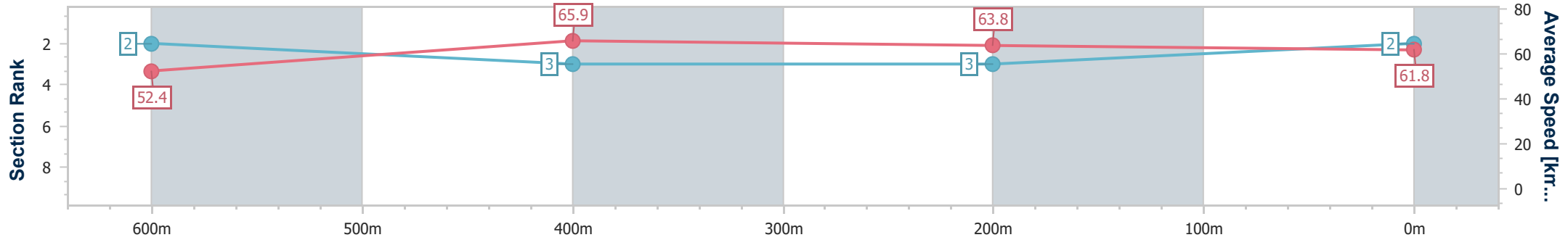
Race 2: PUT IT ON BLACK Maiden Handicap - 800m

07 June 2024 - 12:32



Track Rating: Soft 5, Weather: Fine, Rail Position: +10.5m Entire

Section	Overall	600m	400m	200m
Section Times	0:47.45 [2] (0:13.75)	0:33.70 [2] (0:10.83)	0:22.87 [3] (0:11.18)	0:11.69 [3] (0:11.69)
Average Speed [km/h]	52.4	65.9	63.8	61.8
Top Speed [km/h]	66.9	66.9	64.4	63.2
Avg. Dist. to Rail [m]	0.6	1.6	2.0	1.9
Avg. Stride Freq. [Hz]	2.6	2.5	2.5	2.4
Avg. Stride Length [m]	6.6	7.3	7.1	7.1



- [ ] Ranking at each section and finish
- .-.- No data available at this section
- NA No data available



Horse/Jockey Name	Look It's Lucy
Final Rank	3
Fastest Section Time (Section)	0:10.65 (600m)
Top Speed [km/h] (Section)	68.4 (600m)
Race State	Finished



### Ipswich QLD Professional

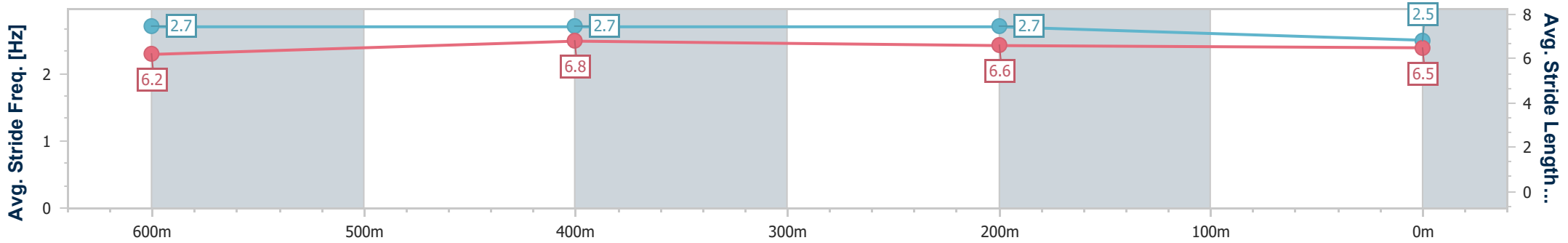
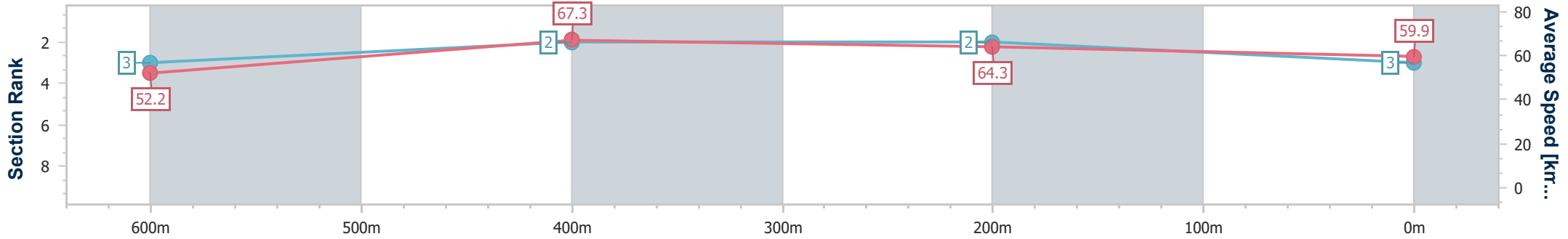
Race 2: PUT IT ON BLACK Maiden Handicap - 800m

07 June 2024 - 12:32



Track Rating: Soft 5, Weather: Fine, Rail Position: +10.5m Entire

Section	Overall	600m	400m	200m
Section Times	0:47.55 [3] (0:13.79)	0:33.76 [3] (0:10.65)	0:23.11 [2] (0:11.07)	0:12.04 [2] (0:12.04)
Average Speed [km/h]	52.2	67.3	64.3	59.9
Top Speed [km/h]	68.3	68.4	66.0	63.1
Avg. Dist. to Rail [m]	3.0	1.7	2.4	1.3
Avg. Stride Freq. [Hz]	2.7	2.7	2.7	2.5
Avg. Stride Length [m]	6.2	6.8	6.6	6.5



- [ ] Ranking at each section and finish
- .-.- No data available at this section
- NA No data available





Horse/Jockey Name	Starspangle Planet
Final Rank	4
Fastest Section Time (Section)	0:10.61 (600m)
Top Speed [km/h] (Section)	68.3 (Overall)
Race State	Finished



### Ipswich QLD Professional

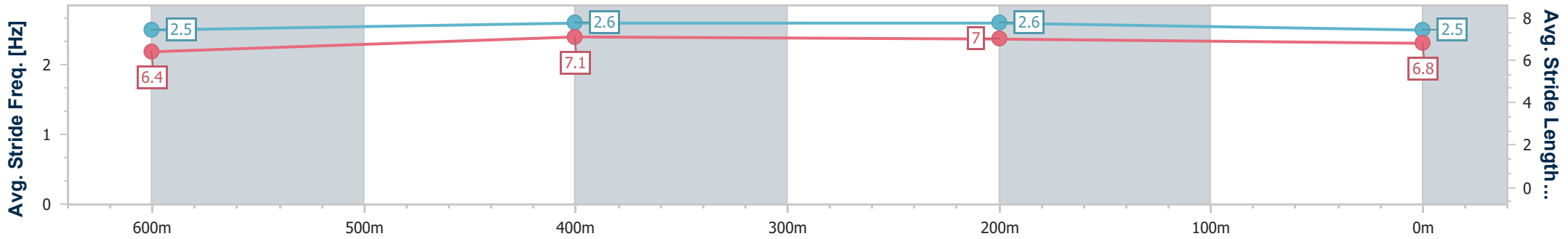
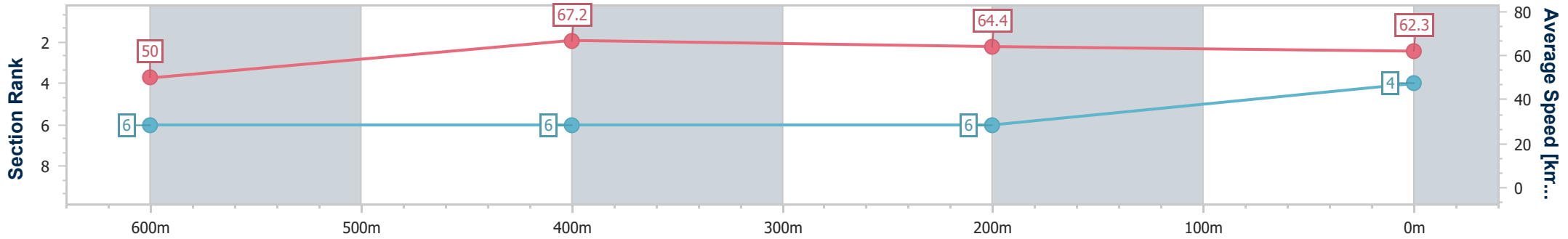
Race 2: PUT IT ON BLACK Maiden Handicap - 800m

07 June 2024 - 12:32



Track Rating: Soft 5, Weather: Fine, Rail Position: +10.5m Entire

Section	Overall	600m	400m	200m
Section Times	0:47.71 [4] (0:14.42)	0:33.29 [6] (0:10.61)	0:22.68 [6] (0:11.10)	0:11.58 [6] (0:11.58)
Average Speed [km/h]	50.0	67.2	64.4	62.3
Top Speed [km/h]	68.3	68.2	65.4	64.0
Avg. Dist. to Rail [m]	0.3	1.8	1.7	0.7
Avg. Stride Freq. [Hz]	2.5	2.6	2.6	2.5
Avg. Stride Length [m]	6.4	7.1	7.0	6.8



- [ ] Ranking at each section and finish
- .-.- No data available at this section
- NA No data available



Horse/Jockey Name	Literacy
Final Rank	5
Fastest Section Time (Section)	0:10.80 (600m)
Top Speed [km/h] (Section)	66.5 (600m)
Race State	Finished



### Ipswich QLD Professional

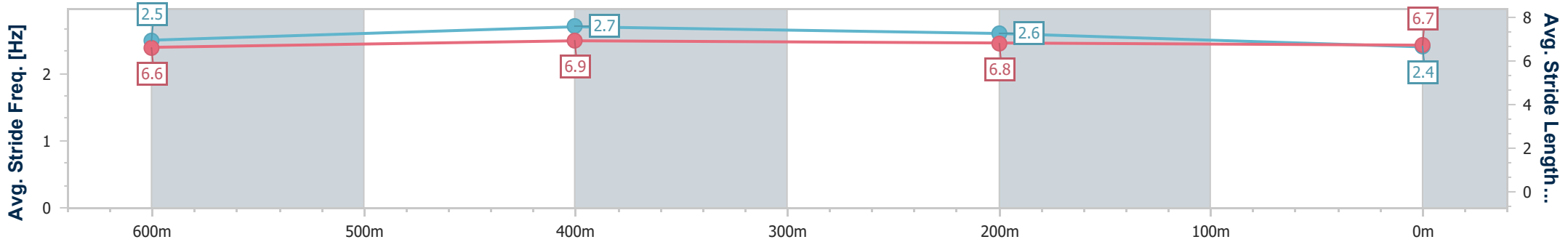
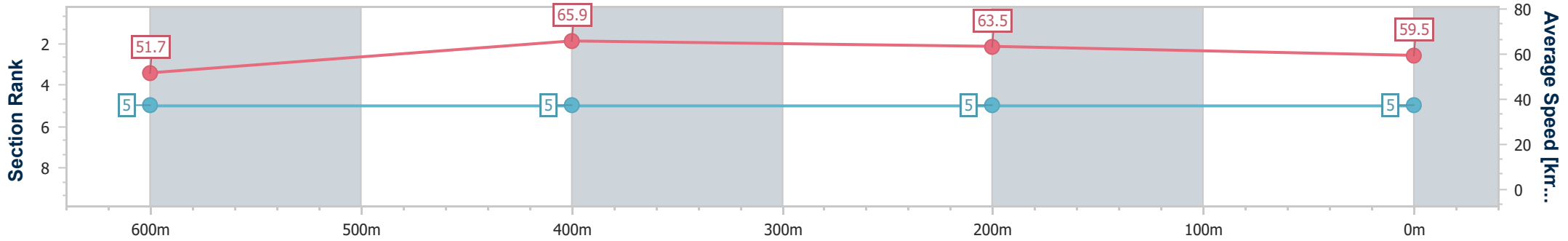
Race 2: PUT IT ON BLACK Maiden Handicap - 800m

07 June 2024 - 12:32



Track Rating: Soft 5, Weather: Fine, Rail Position: +10.5m Entire

Section	Overall	600m	400m	200m
Section Times	0:48.15 [5] (0:13.99)	0:34.16 [5] (0:10.80)	0:23.36 [5] (0:11.20)	0:12.16 [5] (0:12.16)
Average Speed [km/h]	51.7	65.9	63.5	59.5
Top Speed [km/h]	66.3	66.5	65.3	61.8
Avg. Dist. to Rail [m]	1.3	2.5	2.6	2.0
Avg. Stride Freq. [Hz]	2.5	2.7	2.6	2.4
Avg. Stride Length [m]	6.6	6.9	6.8	6.7



- [ ] Ranking at each section and finish
- .-.- No data available at this section
- NA No data available



Horse/Jockey Name	Arnie's Army
Final Rank	6
Fastest Section Time (Section)	0:10.80 (600m)
Top Speed [km/h] (Section)	68.2 (600m)
Race State	Finished



### Ipswich QLD Professional

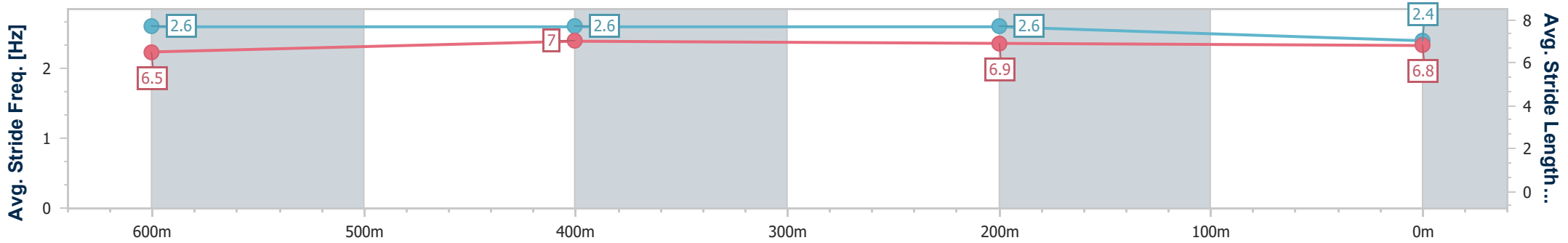
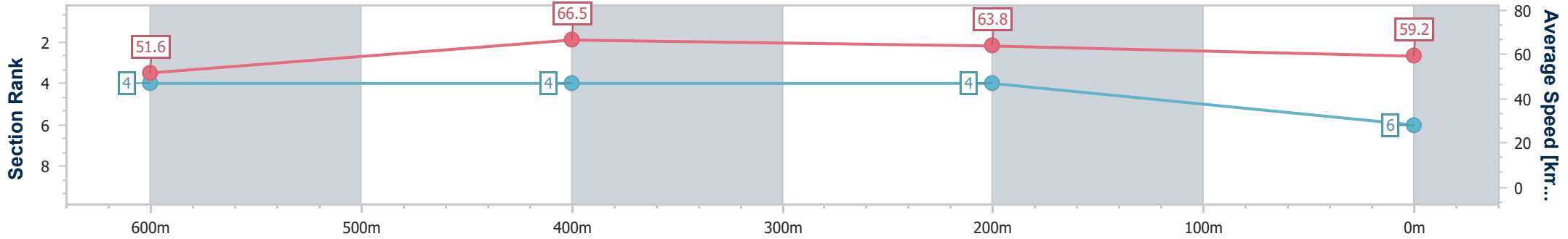
Race 2: PUT IT ON BLACK Maiden Handicap - 800m

07 June 2024 - 12:32



Track Rating: Soft 5, Weather: Fine, Rail Position: +10.5m Entire

Section	Overall	600m	400m	200m
Section Times	0:48.20 [6] (0:13.97)	0:34.23 [4] (0:10.80)	0:23.43 [4] (0:11.22)	0:12.21 [4] (0:12.21)
Average Speed [km/h]	51.6	66.5	63.8	59.2
Top Speed [km/h]	66.6	68.2	65.0	62.5
Avg. Dist. to Rail [m]	5.6	1.4	1.2	1.7
Avg. Stride Freq. [Hz]	2.6	2.6	2.6	2.4
Avg. Stride Length [m]	6.5	7.0	6.9	6.8



- [ ] Ranking at each section and finish
- .-.- No data available at this section
- NA No data available

Track Rating: Soft 5, Weather: Fine, Rail Position: +10.5m Entire

Section										Last 600m	
Field Times				Overall	600m	400m	200m			0:32.49	
				0:46.13 (0:13.64)	0:32.49 (0:10.60)	0:21.89 (0:10.71)	0:11.18 (0:11.18)				
Rank	TAB	Horse/Jockey	Barrier	Top Speed [km/h]	Fastest Section					Margin	Distance Travelled [m]
1	1	<b>SHOWS A SIGN</b> Les Tilley	12	69.1 600m	0:10.60 600m	0:46.13 [1] (0:13.64)	0:32.49 [1] (0:10.60)	0:21.89 [1] (0:10.71)	0:11.18 [1] (0:11.18)	0:46.13	
2	12	<b>LI'L REX</b> Georgina Cartwright	1	68.8 600m	0:10.55 600m	0:46.84 [2] (0:14.06)	0:32.78 [5] (0:10.55)	0:22.23 [2] (0:10.92)	0:11.31 [2] (0:11.31)	4.19L	-3
3	5	<b>MISHANI DEVINE</b> Tahlia Fenlon	3	69.1 Overall	0:10.78 600m	0:47.12 [3] (0:14.01)	0:33.11 [4] (0:10.78)	0:22.33 [4] (0:10.99)	0:11.34 [3] (0:11.34)	5.86L	+1
4	4	<b>BRUTAL LASS</b> Samantha Collett	7	67.7 600m	0:10.78 600m	0:47.69 [4] (0:14.40)	0:33.29 [9] (0:10.78)	0:22.51 [9] (0:11.07)	0:11.44 [6] (0:11.44)	9.19L	+1
5	6	<b>MIXED SIGNALS</b> Damien Thornton	8	70.0 600m	0:10.79 600m	0:47.71 [5] (0:14.35)	0:33.36 [8] (0:10.79)	0:22.57 [7] (0:11.20)	0:11.37 [7] (0:11.37)	9.33L	+7
6	9	<b>QUEEN OF SSORTS</b> Bailey Wheeler	4	68.5 600m	0:10.93 600m	0:47.88 [6] (0:14.10)	0:33.78 [6] (0:10.93)	0:22.85 [5] (0:11.21)	0:11.64 [5] (0:11.64)	10.31L	+4
7	11	<b>MOET AT MIDNIGHT</b> Angela Jones	9	67.6 600m	0:10.93 600m	0:48.02 [7] (0:14.46)	0:33.56 [10] (0:10.93)	0:22.63 [10] (0:11.23)	0:11.40 [9] (0:11.40)	11.11L	+4
8	13	<b>SIDLED</b> Madeleine Wishart	11	68.0 600m	0:10.80 600m	0:48.12 [8] (0:13.86)	0:34.26 [2] (0:10.80)	0:23.46 [3] (0:11.34)	0:12.12 [4] (0:12.12)	11.7L	+1
9	10	<b>SEABEE</b> Cejay Graham	5	66.7 600m	0:11.02 600m	0:48.49 [9] (0:14.13)	0:34.36 [7] (0:11.02)	0:23.34 [8] (0:11.39)	0:11.95 [8] (0:11.95)	13.9L	+1
10	3	<b>ANGENI</b> Nozi Tomizawa	13	67.6 600m	0:11.06 600m	0:49.53 [10] (0:13.99)	0:35.54 [3] (0:11.06)	0:24.48 [6] (0:11.78)	0:12.70 [10] (0:12.70)	20.01L	+6

Scratched: Ending Sweet (#14), Wanganeen (#2), My Sunset (#7), Party Island (#8)



Horse/Jockey Name	Shows A Sign
Final Rank	1
Fastest Section Time (Section)	0:10.60 (600m)
Top Speed [km/h] (Section)	69.1 (600m)
Race State	Finished



### Ipswich QLD Professional

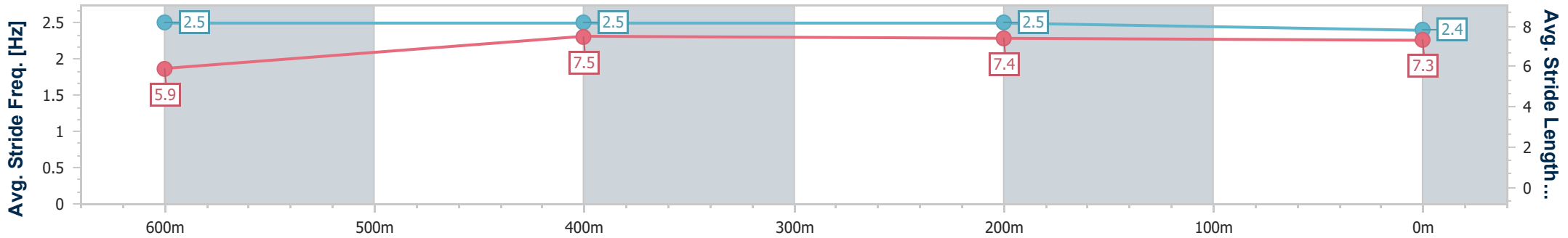
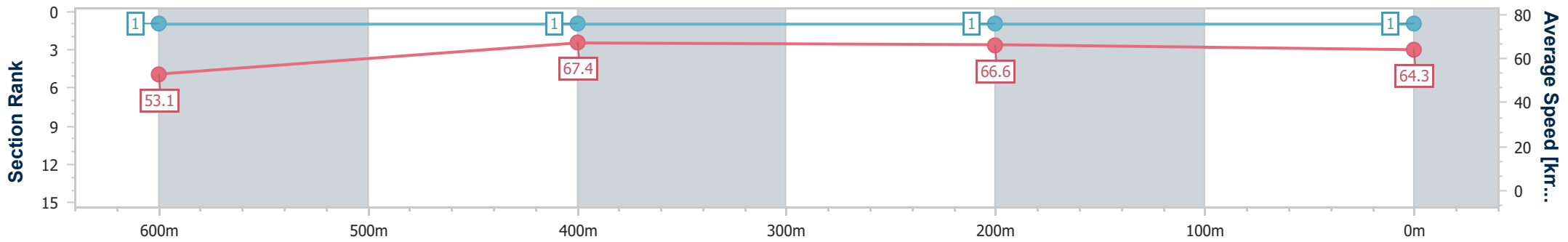
Race 3: TAB QTIS Two-Year-Old Maiden Plate - 800m

07 June 2024 - 13:08



Track Rating: Soft 5, Weather: Fine, Rail Position: +10.5m Entire

Section	Overall	600m	400m	200m
Section Times	0:46.13 [1] (0:13.64)	0:32.49 [1] (0:10.60)	0:21.89 [1] (0:10.71)	0:11.18 [1] (0:11.18)
Average Speed [km/h]	53.1	67.4	66.6	64.3
Top Speed [km/h]	69.0	69.1	67.3	66.5
Avg. Dist. to Rail [m]	4.0	2.2	2.3	2.5
Avg. Stride Freq. [Hz]	2.5	2.5	2.5	2.4
Avg. Stride Length [m]	5.9	7.5	7.4	7.3



- [ ] Ranking at each section and finish
- .-.- No data available at this section
- NA No data available



Horse/Jockey Name	Li'l Rex
Final Rank	2
Fastest Section Time (Section)	0:10.55 (600m)
Top Speed [km/h] (Section)	68.8 (600m)
Race State	Finished



### Ipswich QLD Professional

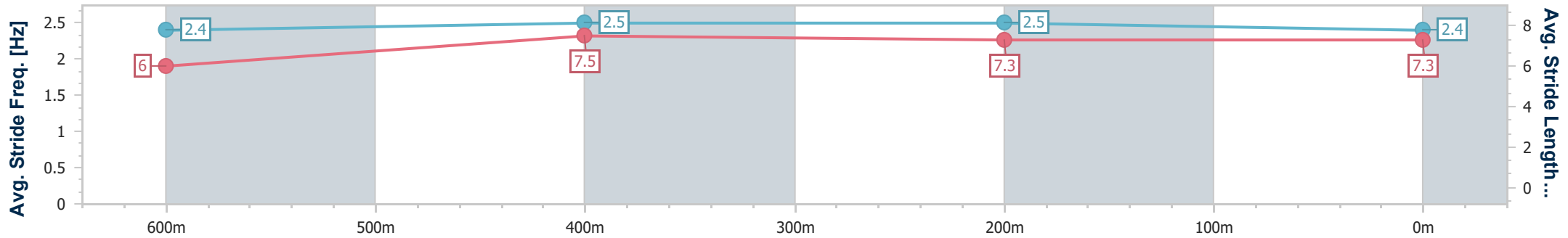
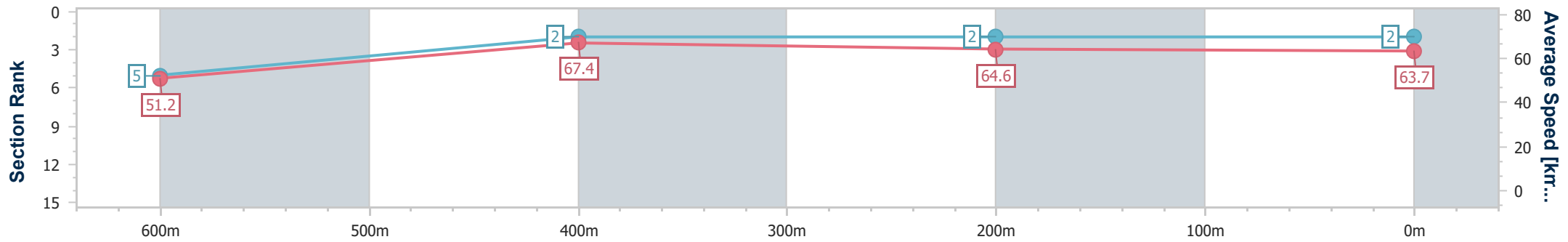
Race 3: TAB QTIS Two-Year-Old Maiden Plate - 800m

07 June 2024 - 13:08



Track Rating: Soft 5, Weather: Fine, Rail Position: +10.5m Entire

Section	Overall	600m	400m	200m
Section Times	0:46.84 [2] (0:14.06)	0:32.78 [5] (0:10.55)	0:22.23 [2] (0:10.92)	0:11.31 [2] (0:11.31)
Average Speed [km/h]	51.2	67.4	64.6	63.7
Top Speed [km/h]	68.3	68.8	65.4	65.2
Avg. Dist. to Rail [m]	1.6	3.7	4.2	3.0
Avg. Stride Freq. [Hz]	2.4	2.5	2.5	2.4
Avg. Stride Length [m]	6.0	7.5	7.3	7.3



- [ ] Ranking at each section and finish
- .-.- No data available at this section
- NA No data available



Horse/Jockey Name	Mishani Devine
Final Rank	3
Fastest Section Time (Section)	0:10.78 (600m)
Top Speed [km/h] (Section)	69.1 (Overall)
Race State	Finished



### Ipswich QLD Professional

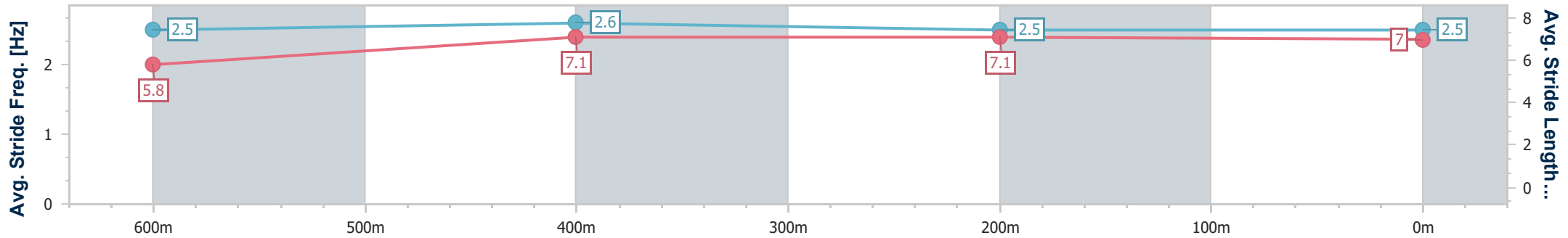
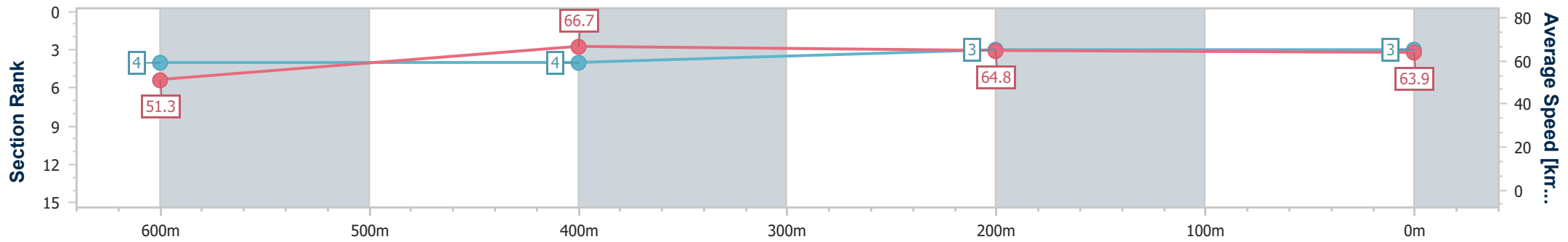
Race 3: TAB QTIS Two-Year-Old Maiden Plate - 800m

07 June 2024 - 13:08



Track Rating: Soft 5, Weather: Fine, Rail Position: +10.5m Entire

Section	Overall	600m	400m	200m
Section Times	0:47.12 [3] (0:14.01)	0:33.11 [4] (0:10.78)	0:22.33 [4] (0:10.99)	0:11.34 [3] (0:11.34)
Average Speed [km/h]	51.3	66.7	64.8	63.9
Top Speed [km/h]	69.1	67.7	65.8	65.0
Avg. Dist. to Rail [m]	0.9	1.4	1.5	0.7
Avg. Stride Freq. [Hz]	2.5	2.6	2.5	2.5
Avg. Stride Length [m]	5.8	7.1	7.1	7.0



- [ ] Ranking at each section and finish
- .-.- No data available at this section
- NA No data available



Horse/Jockey Name	Brutal Lass
Final Rank	4
Fastest Section Time (Section)	0:10.78 (600m)
Top Speed [km/h] (Section)	67.7 (600m)
Race State	Finished



### Ipswich QLD Professional

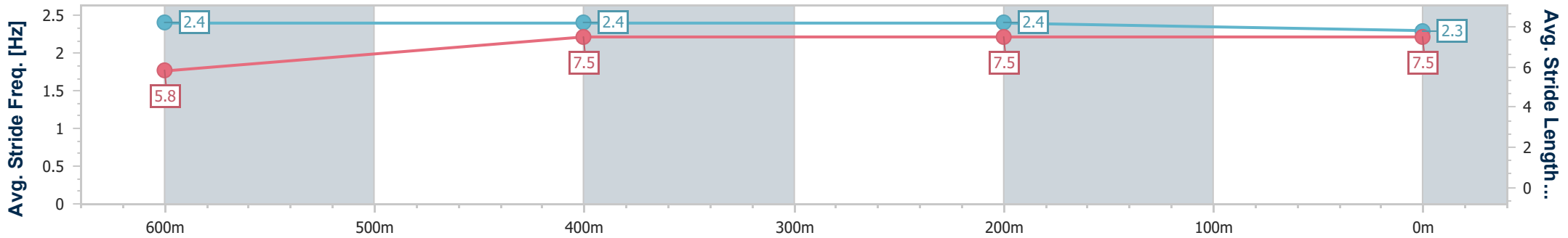
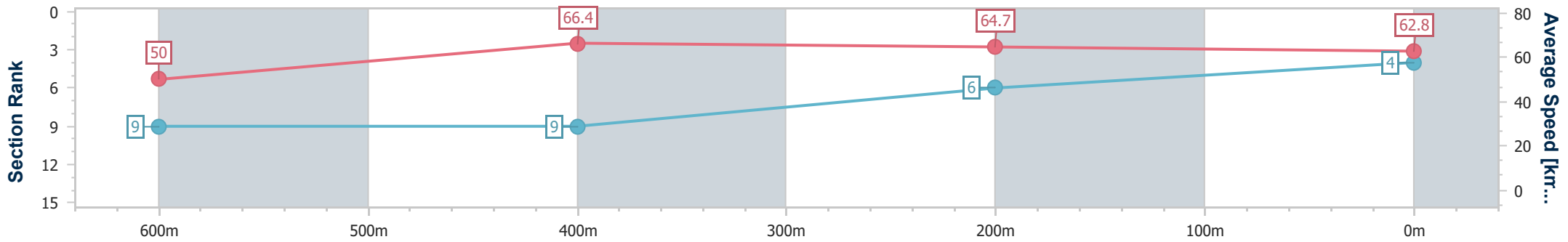
Race 3: TAB QTIS Two-Year-Old Maiden Plate - 800m

07 June 2024 - 13:08



Track Rating: Soft 5, Weather: Fine, Rail Position: +10.5m Entire

Section	Overall	600m	400m	200m
Section Times	0:47.69 [4] (0:14.40)	0:33.29 [9] (0:10.78)	0:22.51 [9] (0:11.07)	0:11.44 [6] (0:11.44)
Average Speed [km/h]	50.0	66.4	64.7	62.8
Top Speed [km/h]	67.2	67.7	65.1	63.4
Avg. Dist. to Rail [m]	2.0	1.3	1.6	1.4
Avg. Stride Freq. [Hz]	2.4	2.4	2.4	2.3
Avg. Stride Length [m]	5.8	7.5	7.5	7.5



- [ ] Ranking at each section and finish
- .-.- No data available at this section
- NA No data available





Horse/Jockey Name	Mixed Signals
Final Rank	5
Fastest Section Time (Section)	0:10.79 (600m)
Top Speed [km/h] (Section)	70.0 (600m)
Race State	Finished



### Ipswich QLD Professional

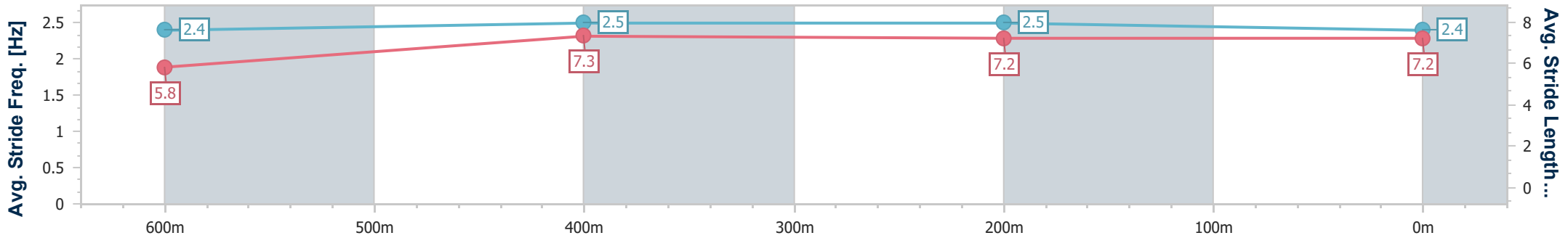
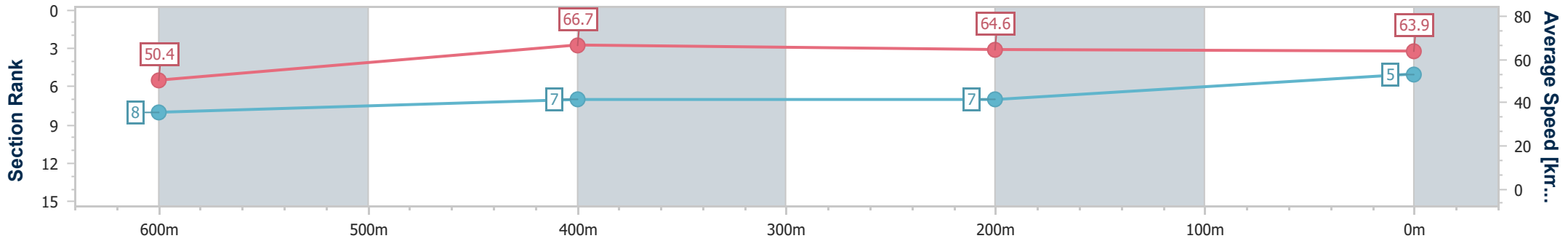
Race 3: TAB QTIS Two-Year-Old Maiden Plate - 800m

07 June 2024 - 13:08



Track Rating: Soft 5, Weather: Fine, Rail Position: +10.5m Entire

Section	Overall	600m	400m	200m
Section Times	0:47.71 [5] (0:14.35)	0:33.36 [8] (0:10.79)	0:22.57 [7] (0:11.20)	0:11.37 [7] (0:11.37)
Average Speed [km/h]	50.4	66.7	64.6	63.9
Top Speed [km/h]	67.3	70.0	66.5	66.1
Avg. Dist. to Rail [m]	3.5	1.3	2.0	2.9
Avg. Stride Freq. [Hz]	2.4	2.5	2.5	2.4
Avg. Stride Length [m]	5.8	7.3	7.2	7.2



- [ ] Ranking at each section and finish
- .-.- No data available at this section
- NA No data available



Horse/Jockey Name	Queen Of Sorts
Final Rank	6
Fastest Section Time (Section)	0:10.93 (600m)
Top Speed [km/h] (Section)	68.5 (600m)
Race State	Finished



### Ipswich QLD Professional

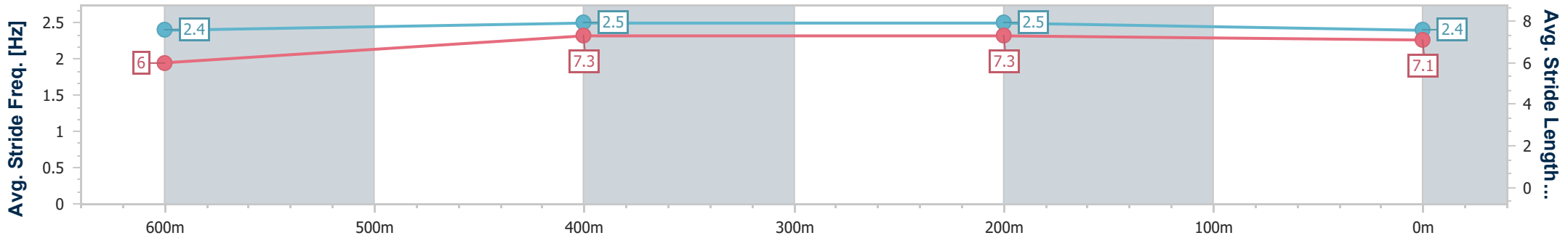
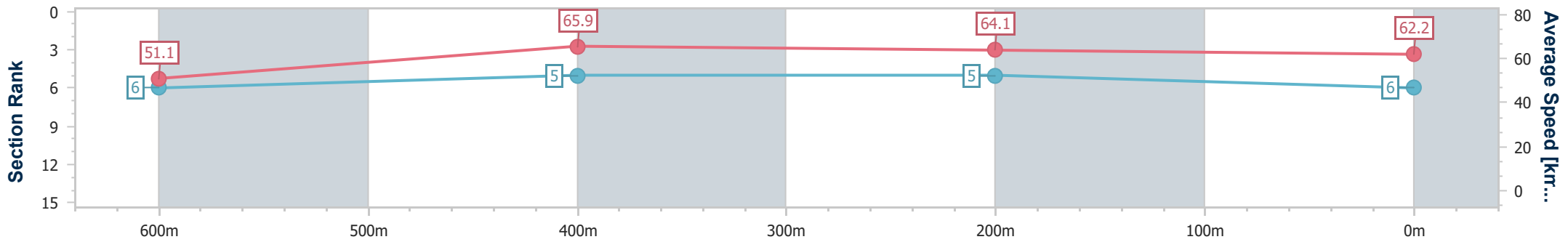
Race 3: TAB QTIS Two-Year-Old Maiden Plate - 800m

07 June 2024 - 13:08



Track Rating: Soft 5, Weather: Fine, Rail Position: +10.5m Entire

Section	Overall	600m	400m	200m
Section Times	0:47.88 [6] (0:14.10)	0:33.78 [6] (0:10.93)	0:22.85 [5] (0:11.21)	0:11.64 [5] (0:11.64)
Average Speed [km/h]	51.1	65.9	64.1	62.2
Top Speed [km/h]	68.4	68.5	65.5	64.0
Avg. Dist. to Rail [m]	1.9	0.2	0.4	1.1
Avg. Stride Freq. [Hz]	2.4	2.5	2.5	2.4
Avg. Stride Length [m]	6.0	7.3	7.3	7.1



- [ ] Ranking at each section and finish
- .-.-.- No data available at this section
- NA No data available



Horse/Jockey Name	Moet At Midnight
Final Rank	7
Fastest Section Time (Section)	0:10.93 (600m)
Top Speed [km/h] (Section)	67.6 (600m)
Race State	Finished



### Ipswich QLD Professional

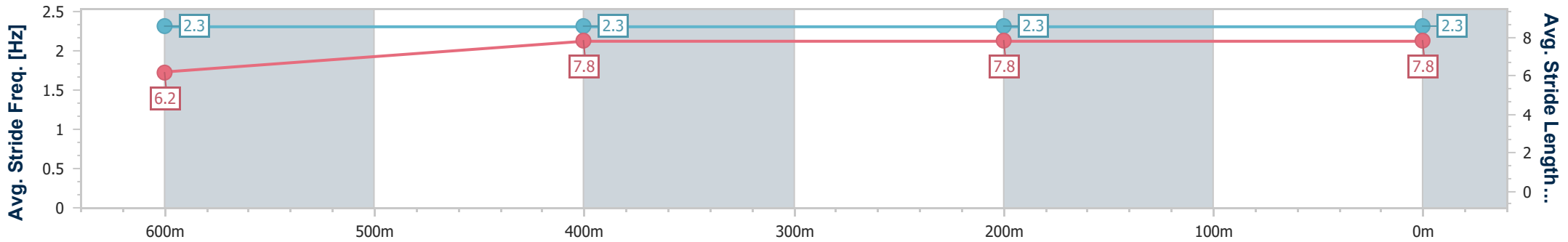
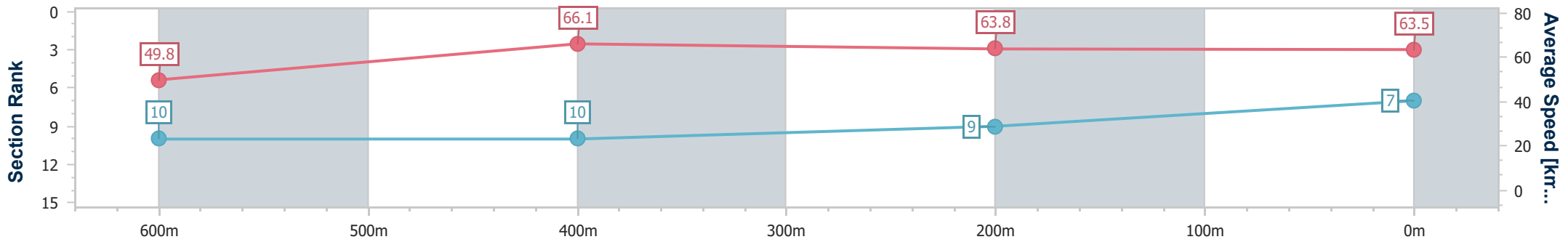
Race 3: TAB QTIS Two-Year-Old Maiden Plate - 800m

07 June 2024 - 13:08



Track Rating: Soft 5, Weather: Fine, Rail Position: +10.5m Entire

Section	Overall	600m	400m	200m
Section Times	0:48.02 [7] (0:14.46)	0:33.56 [10] (0:10.93)	0:22.63 [10] (0:11.23)	0:11.40 [9] (0:11.40)
Average Speed [km/h]	49.8	66.1	63.8	63.5
Top Speed [km/h]	67.4	67.6	65.5	65.5
Avg. Dist. to Rail [m]	4.6	0.5	1.4	1.7
Avg. Stride Freq. [Hz]	2.3	2.3	2.3	2.3
Avg. Stride Length [m]	6.2	7.8	7.8	7.8



- [ ] Ranking at each section and finish
- .-.- No data available at this section
- NA No data available



Horse/Jockey Name	Sidled
Final Rank	8
Fastest Section Time (Section)	0:10.80 (600m)
Top Speed [km/h] (Section)	68.0 (600m)
Race State	Finished



### Ipswich QLD Professional

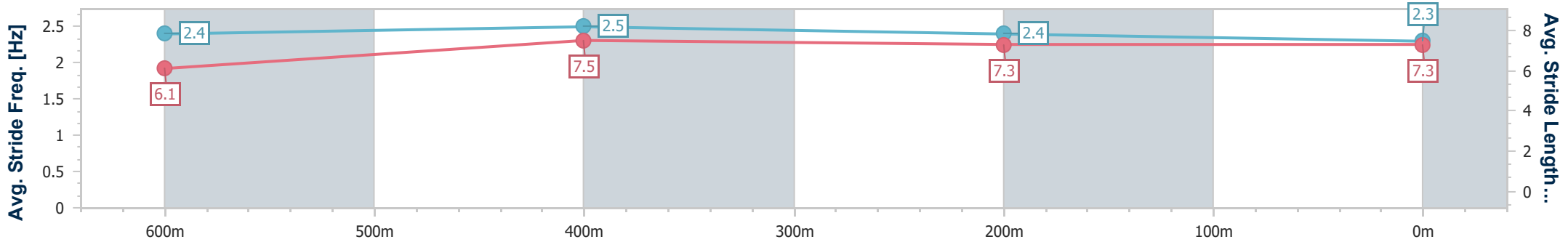
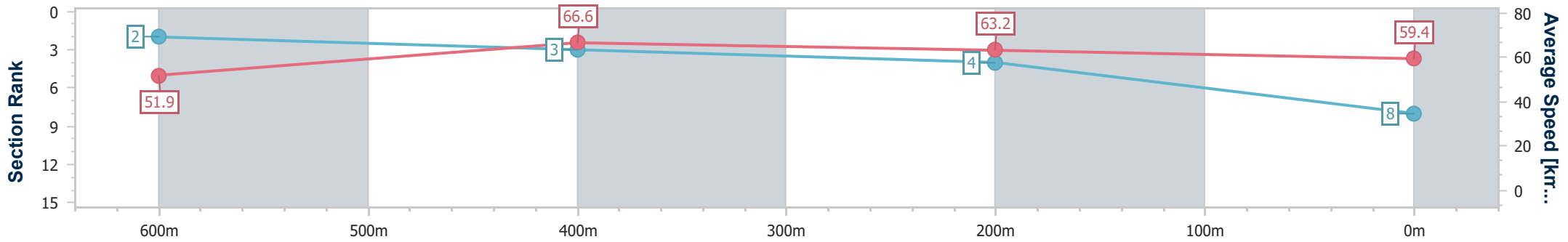
Race 3: TAB QTIS Two-Year-Old Maiden Plate - 800m

07 June 2024 - 13:08



Track Rating: Soft 5, Weather: Fine, Rail Position: +10.5m Entire

Section	Overall	600m	400m	200m
Section Times	0:48.12 [8] (0:13.86)	0:34.26 [2] (0:10.80)	0:23.46 [3] (0:11.34)	0:12.12 [4] (0:12.12)
Average Speed [km/h]	51.9	66.6	63.2	59.4
Top Speed [km/h]	67.7	68.0	65.1	61.4
Avg. Dist. to Rail [m]	4.1	0.8	1.2	0.8
Avg. Stride Freq. [Hz]	2.4	2.5	2.4	2.3
Avg. Stride Length [m]	6.1	7.5	7.3	7.3



- [ ] Ranking at each section and finish
- .-.- No data available at this section
- NA No data available



Horse/Jockey Name	Seabee
Final Rank	9
Fastest Section Time (Section)	0:11.02 (600m)
Top Speed [km/h] (Section)	66.7 (600m)
Race State	Finished



### Ipswich QLD Professional

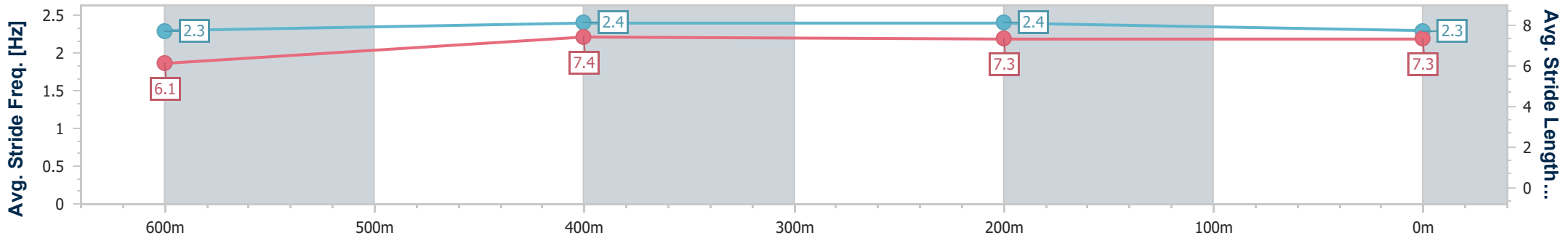
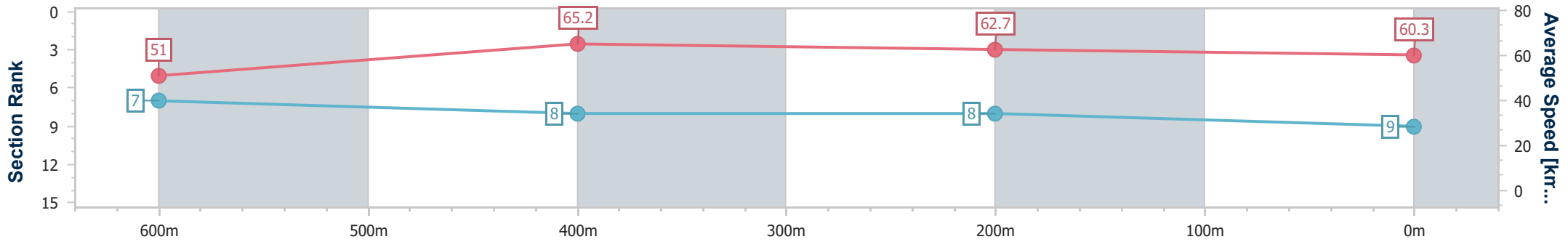
Race 3: TAB QTIS Two-Year-Old Maiden Plate - 800m

07 June 2024 - 13:08



Track Rating: Soft 5, Weather: Fine, Rail Position: +10.5m Entire

Section	Overall	600m	400m	200m
Section Times	0:48.49 [9] (0:14.13)	0:34.36 [7] (0:11.02)	0:23.34 [8] (0:11.39)	0:11.95 [8] (0:11.95)
Average Speed [km/h]	51.0	65.2	62.7	60.3
Top Speed [km/h]	66.2	66.7	63.4	62.0
Avg. Dist. to Rail [m]	3.0	0.8	0.8	0.8
Avg. Stride Freq. [Hz]	2.3	2.4	2.4	2.3
Avg. Stride Length [m]	6.1	7.4	7.3	7.3



- [ ] Ranking at each section and finish
- .-.- No data available at this section
- NA No data available



Horse/Jockey Name	Angeni
Final Rank	10
Fastest Section Time (Section)	0:11.06 (600m)
Top Speed [km/h] (Section)	67.6 (600m)
Race State	Finished



### Ipswich QLD Professional

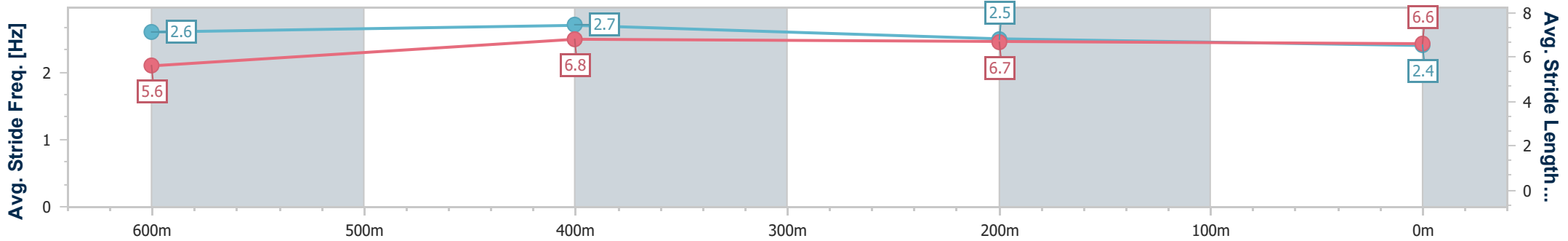
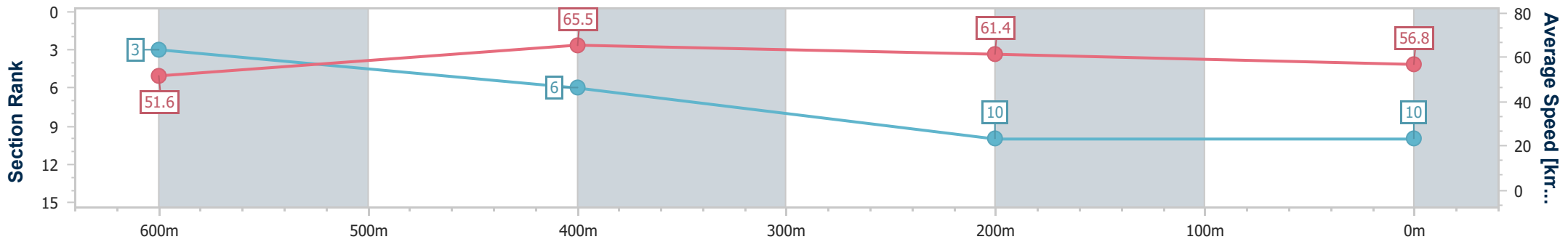
Race 3: TAB QTIS Two-Year-Old Maiden Plate - 800m

07 June 2024 - 13:08



Track Rating: Soft 5, Weather: Fine, Rail Position: +10.5m Entire

Section	Overall	600m	400m	200m
Section Times	0:49.53 [10] (0:13.99)	0:35.54 [3] (0:11.06)	0:24.48 [6] (0:11.78)	0:12.70 [10] (0:12.70)
Average Speed [km/h]	51.6	65.5	61.4	56.8
Top Speed [km/h]	67.2	67.6	63.3	59.7
Avg. Dist. to Rail [m]	7.8	2.9	1.2	2.2
Avg. Stride Freq. [Hz]	2.6	2.7	2.5	2.4
Avg. Stride Length [m]	5.6	6.8	6.7	6.6



- [ ] Ranking at each section and finish
- .-.- No data available at this section
- NA No data available

Track Rating: Soft 5, Weather: Fine, Rail Position: +10.5m Entire

Section												Last 600m	
Field Times		Overall	1200m	1000m	800m	600m	400m						0:36.42
		1:22.54 (0:11.48)	1:11.06 (0:10.80)	1:00.26 (0:11.59)	0:48.67 (0:12.25)	0:36.42 (0:12.30)	0:24.12 (0:12.14)						
Rank	TAB	Horse/Jockey	Barrier	Top Speed [km/h]	Fastest Section							Distance Travelled [m]	
1	7	<b>MISS MIRIAM</b> Damien Thornton	7	64.1 1200m	0:11.34 1200m	1:22.54 [1] (0:11.89)	1:10.65 [7] (0:11.34)	0:59.31 [8] (0:11.67)	0:47.64 [8] (0:12.10)	0:35.54 [8] (0:11.77)	0:23.77 [6] (0:11.79)	0:35.54	
2	1	<b>VICTORY COMMAND</b> Robbie Dolan	9	66.2 Overall	0:11.08 1200m	1:22.76 [2] (0:12.13)	1:10.63 [8] (0:11.08)	0:59.55 [7] (0:11.53)	0:48.02 [7] (0:12.09)	0:35.93 [6] (0:11.87)	0:24.06 [4] (0:12.08)	0:35.93	-7
3	2	<b>GOING DUTCH</b> James Orman	1	67.5 1200m	0:10.85 1200m	1:23.47 [3] (0:11.48)	1:11.99 [1] (0:10.85)	1:01.14 [2] (0:11.54)	0:49.60 [1] (0:12.26)	0:37.34 [2] (0:12.29)	0:25.05 [1] (0:12.26)	0:37.34	-6
4	8	<b>CRYPTIC SOUND</b> Cejay Graham	3	66.4 1200m	0:11.08 1200m	1:23.70 [4] (0:11.55)	1:12.15 [4] (0:11.08)	1:01.07 [4] (0:11.72)	0:49.35 [5] (0:12.26)	0:37.09 [5] (0:12.13)	0:24.96 [5] (0:12.27)	0:37.09	+3
5	5	<b>BEAN SHAMELESS</b> Brendan Ward	4	65.8 1200m	0:11.13 1200m	1:23.98 [5] (0:11.79)	1:12.19 [6] (0:11.13)	1:01.06 [6] (0:11.72)	0:49.34 [6] (0:12.23)	0:37.11 [7] (0:12.08)	0:25.03 [7] (0:12.31)	0:37.11	-2
6	6	<b>INTEGRITY LANE</b> Samantha Collett	10	68.7 1200m	0:10.76 1200m	1:24.39 [6] (0:11.52)	1:12.87 [2] (0:10.76)	1:02.11 [1] (0:11.61)	0:50.50 [2] (0:12.23)	0:38.27 [1] (0:12.31)	0:25.96 [2] (0:12.71)	0:38.27	-1
7	10	<b>THE QUICKENING</b> Bailey Wheeler	5	67.4 1200m	0:10.94 1200m	1:25.86 [7] (0:11.52)	1:14.34 [3] (0:10.94)	1:03.40 [3] (0:11.74)	0:51.66 [4] (0:12.17)	0:39.49 [4] (0:12.61)	0:26.88 [8] (0:13.11)	0:39.49	+0
8	3	<b>IT IS WHAT IT IS</b> Kyle Wilson-Taylor	2	66.9 1200m	0:10.94 1200m	1:26.47 [8] (0:11.75)	1:14.72 [5] (0:10.94)	1:03.78 [5] (0:11.49)	0:52.29 [3] (0:12.19)	0:40.10 [3] (0:12.22)	0:27.88 [3] (0:12.98)	0:40.10	-5
9	9	<b>THE GARF</b> Nozi Tomizawa	6	64.3 1200m	0:11.25 1200m	1:27.04 [9] (0:12.26)	1:14.78 [9] (0:11.25)	1:03.53 [9] (0:11.47)	0:52.06 [9] (0:12.10)	0:39.96 [9] (0:12.58)	0:27.38 [9] (0:13.78)	0:39.96	-5

Scratched: Cyberwars (#11), Neo Diamond (#4)

Track Rating: Soft 5, Weather: Fine, Rail Position: +10.5m Entire

Section				200m				Last 600m		
Field Times				0:11.98 (0:11.98)				0:36.42		
Rank	TAB	Horse/Jockey	Barrier	Top Speed [km/h]	Fastest Section	Margin			Distance Travelled [m]	
1	7	<b>MISS MIRIAM</b> Damien Thornton	7	64.1 1200m	0:11.34 1200m	0:11.98 [1] (0:11.98)	1:22.54		0:35.54	
2	1	<b>VICTORY COMMAND</b> Robbie Dolan	9	66.2 Overall	0:11.08 1200m	0:11.98 [3] (0:11.98)	1.27L		0:35.93	-7
3	2	<b>GOING DUTCH</b> James Orman	1	67.5 1200m	0:10.85 1200m	0:12.79 [2] (0:12.79)	5.45L		0:37.34	-6
4	8	<b>CRYPTIC SOUND</b> Cejay Graham	3	66.4 1200m	0:11.08 1200m	0:12.69 [4] (0:12.69)	6.81L		0:37.09	+3
5	5	<b>BEAN SHAMELESS</b> Brendan Ward	4	65.8 1200m	0:11.13 1200m	0:12.72 [6] (0:12.72)	8.47L		0:37.11	-2
6	6	<b>INTEGRITY LANE</b> Samantha Collett	10	68.7 1200m	0:10.76 1200m	0:13.25 [5] (0:13.25)	10.87L		0:38.27	-1
7	10	<b>THE QUICKENING</b> Bailey Wheeler	5	67.4 1200m	0:10.94 1200m	0:13.77 [8] (0:13.77)	19.53L		0:39.49	+0
8	3	<b>IT IS WHAT IT IS</b> Kyle Wilson-Taylor	2	66.9 1200m	0:10.94 1200m	0:14.90 [7] (0:14.90)	23.13L		0:40.10	-5
9	9	<b>THE GARF</b> Nozi Tomizawa	6	64.3 1200m	0:11.25 1200m	0:13.60 [9] (0:13.60)	26.46L		0:39.96	-5

Scratched: Cyberwars (#11), Neo Diamond (#4)





Horse/Jockey Name	Miss Miriam
Final Rank	1
Fastest Section Time (Section)	0:11.34 (1200m)
Top Speed [km/h] (Section)	64.1 (1200m)
Race State	Finished



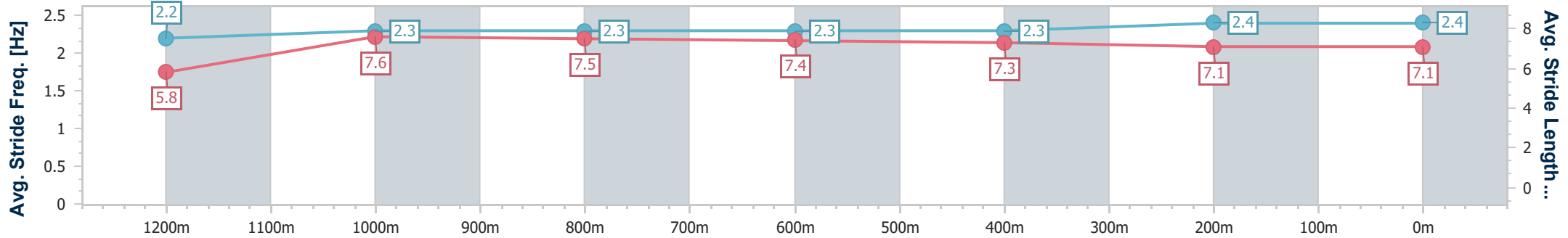
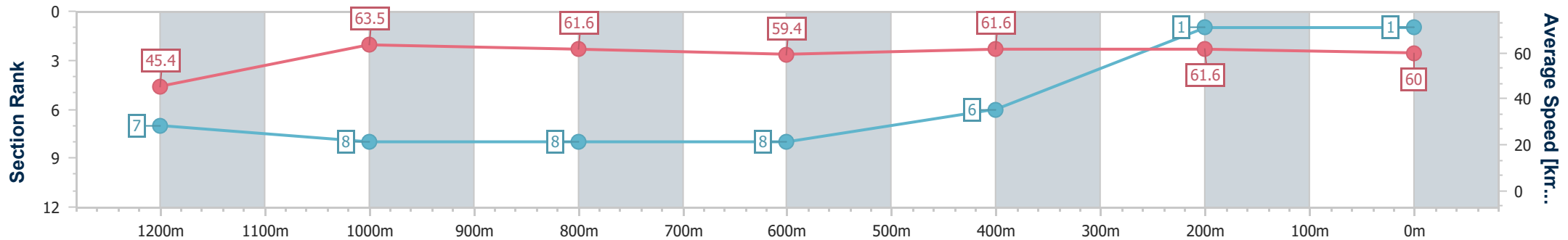
Ipswich QLD Professional  
 Race 4: SEVEN NEWS QTIS Three-Year-Old Maiden Handicap - 1350m



07 June 2024 - 13:42

Track Rating: Soft 5, Weather: Fine, Rail Position: +10.5m Entire

Section	Overall	1200m	1000m	800m	600m	400m	200m
Section Times	1:22.54 [1] (0:11.89)	1:10.65 [7] (0:11.34)	0:59.31 [8] (0:11.67)	0:47.64 [8] (0:12.10)	0:35.54 [8] (0:11.77)	0:23.77 [6] (0:11.79)	0:11.98 [1] (0:11.98)
Average Speed [km/h]	45.4	63.5	61.6	59.4	61.6	61.6	60.0
Top Speed [km/h]	63.3	64.1	64.1	62.1	62.7	62.2	61.9
Avg. Dist. to Rail [m]	3.4	0.7	0.5	0.7	1.1	2.0	1.0
Avg. Stride Freq. [Hz]	2.2	2.3	2.3	2.3	2.3	2.4	2.4
Avg. Stride Length [m]	5.8	7.6	7.5	7.4	7.3	7.1	7.1



- [ ] Ranking at each section and finish
- .-.- No data available at this section
- NA No data available



Horse/Jockey Name	Victory Command
Final Rank	2
Fastest Section Time (Section)	0:11.08 (1200m)
Top Speed [km/h] (Section)	66.2 (Overall)
Race State	Finished



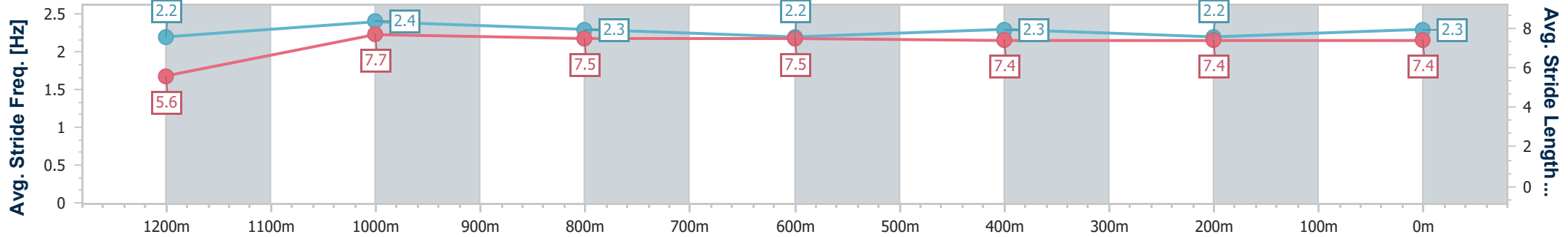
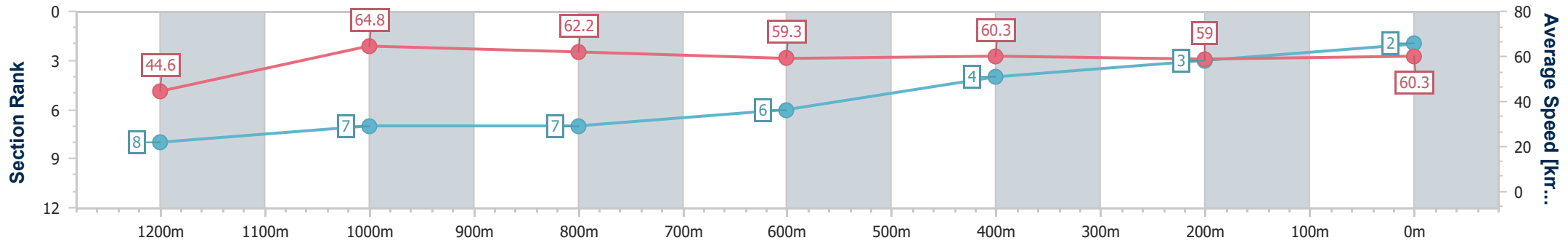
Ipswich QLD Professional  
Race 4: SEVEN NEWS QTIS Three-Year-Old Maiden Handicap - 1350m



07 June 2024 - 13:42

Track Rating: Soft 5, Weather: Fine, Rail Position: +10.5m Entire

Section	Overall	1200m	1000m	800m	600m	400m	200m
Section Times	1:22.76 [2] (0:12.13)	1:10.63 [8] (0:11.08)	0:59.55 [7] (0:11.53)	0:48.02 [7] (0:12.09)	0:35.93 [6] (0:11.87)	0:24.06 [4] (0:12.08)	0:11.98 [3] (0:11.98)
Average Speed [km/h]	44.6	64.8	62.2	59.3	60.3	59.0	60.3
Top Speed [km/h]	66.2	66.0	64.1	60.5	61.6	60.1	61.4
Avg. Dist. to Rail [m]	3.2	1.1	1.0	1.5	1.4	1.7	1.2
Avg. Stride Freq. [Hz]	2.2	2.4	2.3	2.2	2.3	2.2	2.3
Avg. Stride Length [m]	5.6	7.7	7.5	7.5	7.4	7.4	7.4



- [ ] Ranking at each section and finish
- .-.- No data available at this section
- NA No data available



Horse/Jockey Name	Going Dutch
Final Rank	3
Fastest Section Time (Section)	0:10.85 (1200m)
Top Speed [km/h] (Section)	67.5 (1200m)
Race State	Finished



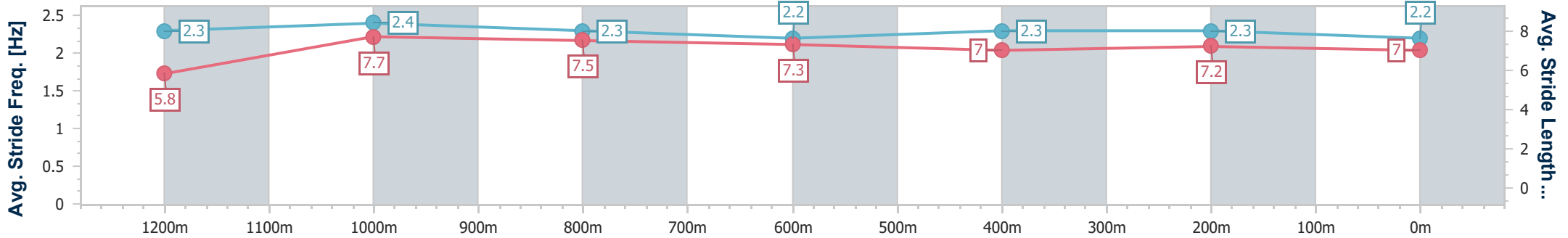
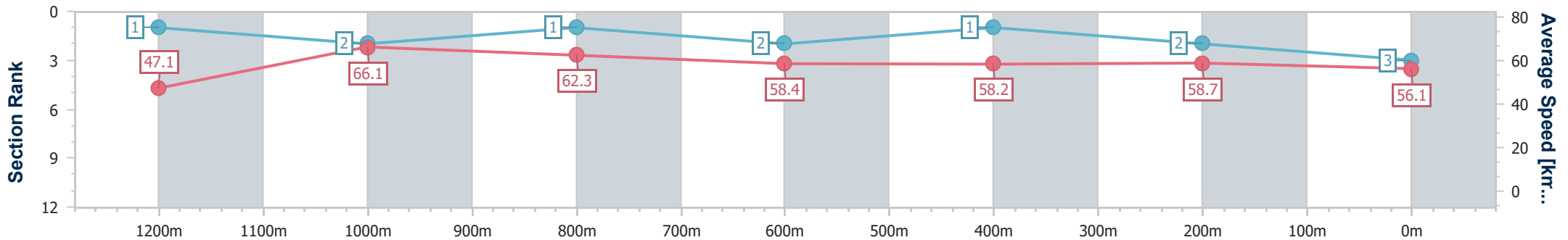
Ipswich QLD Professional  
Race 4: SEVEN NEWS QTIS Three-Year-Old Maiden Handicap - 1350m



07 June 2024 - 13:42

Track Rating: Soft 5, Weather: Fine, Rail Position: +10.5m Entire

Section	Overall	1200m	1000m	800m	600m	400m	200m
Section Times	1:23.47 [3] (0:11.48)	1:11.99 [1] (0:10.85)	1:01.14 [2] (0:11.54)	0:49.60 [1] (0:12.26)	0:37.34 [2] (0:12.29)	0:25.05 [1] (0:12.26)	0:12.79 [2] (0:12.79)
Average Speed [km/h]	47.1	66.1	62.3	58.4	58.2	58.7	56.1
Top Speed [km/h]	65.0	67.5	65.9	60.4	59.7	59.8	58.0
Avg. Dist. to Rail [m]	3.3	2.1	1.1	1.1	0.9	1.1	1.5
Avg. Stride Freq. [Hz]	2.3	2.4	2.3	2.2	2.3	2.3	2.2
Avg. Stride Length [m]	5.8	7.7	7.5	7.3	7.0	7.2	7.0



- [ ] Ranking at each section and finish
- .-.- No data available at this section
- NA No data available



Horse/Jockey Name	Cryptic Sound
Final Rank	4
Fastest Section Time (Section)	0:11.08 (1200m)
Top Speed [km/h] (Section)	66.4 (1200m)
Race State	Finished



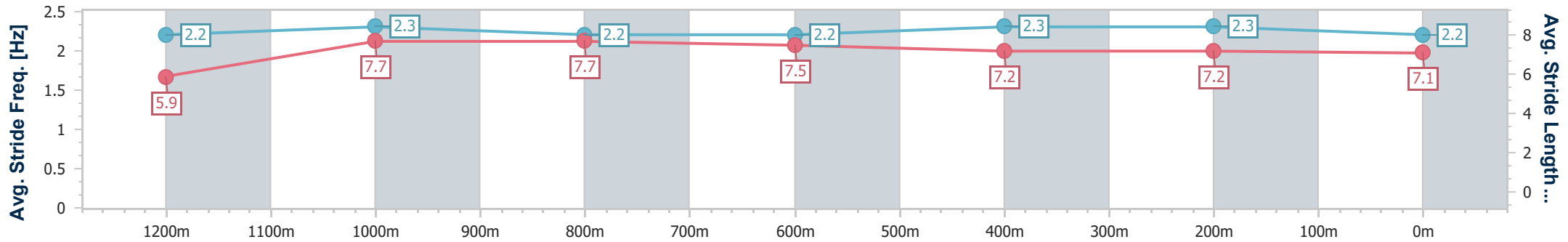
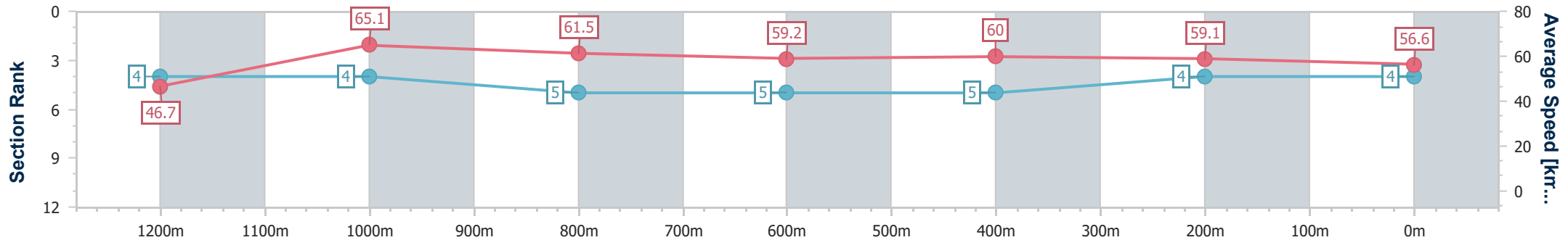
Ipswich QLD Professional  
Race 4: SEVEN NEWS QTIS Three-Year-Old Maiden Handicap - 1350m



07 June 2024 - 13:42

Track Rating: Soft 5, Weather: Fine, Rail Position: +10.5m Entire

Section	Overall	1200m	1000m	800m	600m	400m	200m
Section Times	1:23.70 [4] (0:11.55)	1:12.15 [4] (0:11.08)	1:01.07 [4] (0:11.72)	0:49.35 [5] (0:12.26)	0:37.09 [5] (0:12.13)	0:24.96 [5] (0:12.27)	0:12.69 [4] (0:12.69)
Average Speed [km/h]	46.7	65.1	61.5	59.2	60.0	59.1	56.6
Top Speed [km/h]	65.1	66.4	63.8	60.1	61.2	60.1	57.5
Avg. Dist. to Rail [m]	1.9	0.8	1.0	1.1	2.7	1.4	1.2
Avg. Stride Freq. [Hz]	2.2	2.3	2.2	2.2	2.3	2.3	2.2
Avg. Stride Length [m]	5.9	7.7	7.7	7.5	7.2	7.2	7.1



- [ ] Ranking at each section and finish
- .-.- No data available at this section
- NA No data available



Horse/Jockey Name	Bean Shameless
Final Rank	5
Fastest Section Time (Section)	0:11.13 (1200m)
Top Speed [km/h] (Section)	65.8 (1200m)
Race State	Finished



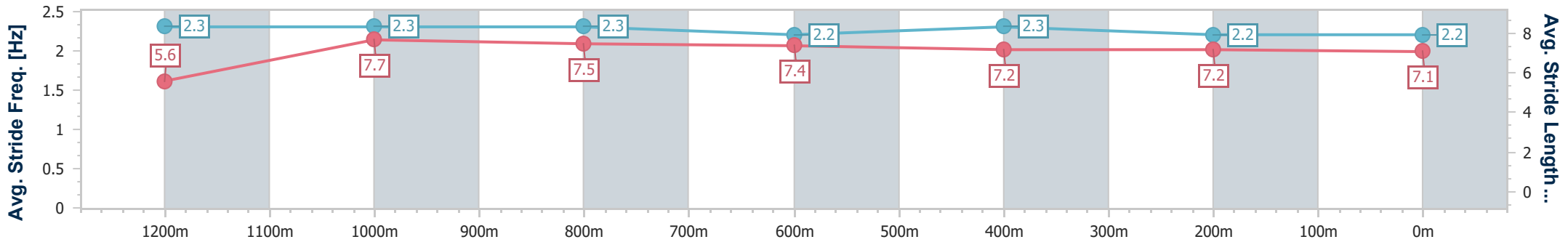
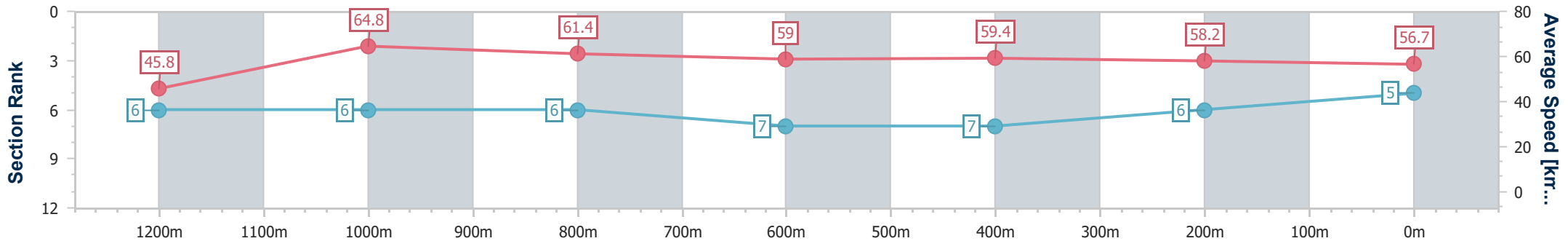
Ipswich QLD Professional  
 Race 4: SEVEN NEWS QTIS Three-Year-Old Maiden Handicap - 1350m



07 June 2024 - 13:42

Track Rating: Soft 5, Weather: Fine, Rail Position: +10.5m Entire

Section	Overall	1200m	1000m	800m	600m	400m	200m
Section Times	1:23.98 [5] (0:11.79)	1:12.19 [6] (0:11.13)	1:01.06 [6] (0:11.72)	0:49.34 [6] (0:12.23)	0:37.11 [7] (0:12.08)	0:25.03 [7] (0:12.31)	0:12.72 [6] (0:12.72)
Average Speed [km/h]	45.8	64.8	61.4	59.0	59.4	58.2	56.7
Top Speed [km/h]	65.0	65.8	63.9	60.3	60.0	59.0	57.5
Avg. Dist. to Rail [m]	1.8	0.5	0.5	0.3	0.9	1.7	2.0
Avg. Stride Freq. [Hz]	2.3	2.3	2.3	2.2	2.3	2.2	2.2
Avg. Stride Length [m]	5.6	7.7	7.5	7.4	7.2	7.2	7.1



- [ ] Ranking at each section and finish
- .-.- No data available at this section
- NA No data available



Horse/Jockey Name	Integrity Lane
Final Rank	6
Fastest Section Time (Section)	0:10.76 (1200m)
Top Speed [km/h] (Section)	68.7 (1200m)
Race State	Finished



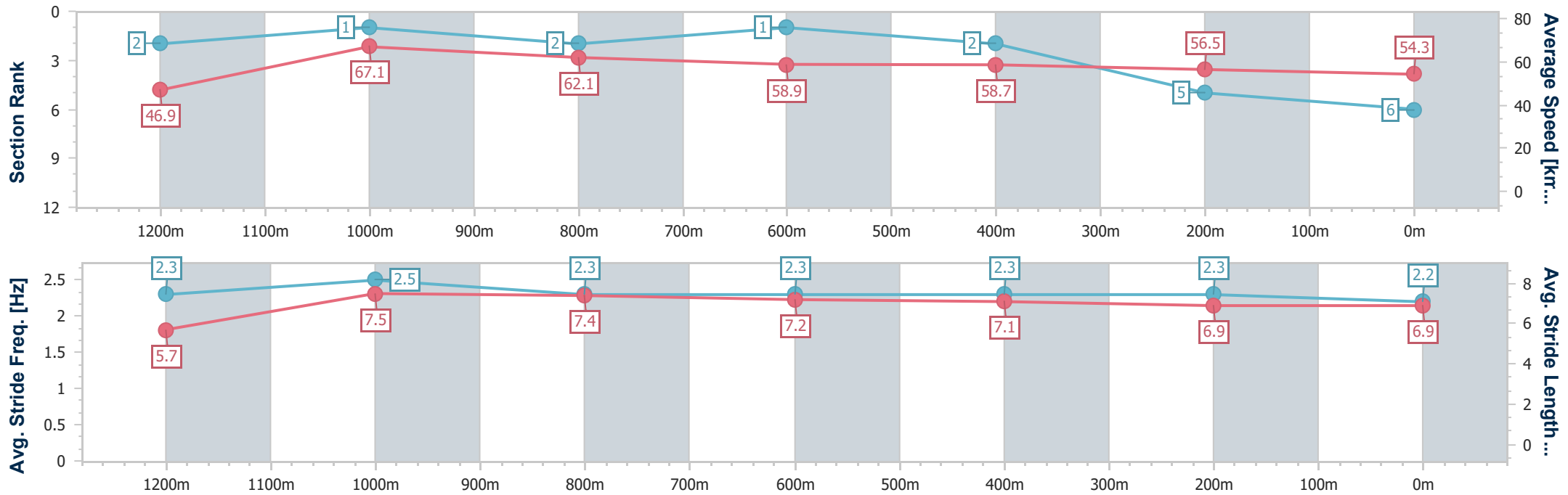
Ipswich QLD Professional  
Race 4: SEVEN NEWS QTIS Three-Year-Old Maiden Handicap - 1350m



07 June 2024 - 13:42

Track Rating: Soft 5, Weather: Fine, Rail Position: +10.5m Entire

Section	Overall	1200m	1000m	800m	600m	400m	200m
Section Times	1:24.39 [6] (0:11.52)	1:12.87 [2] (0:10.76)	1:02.11 [1] (0:11.61)	0:50.50 [2] (0:12.23)	0:38.27 [1] (0:12.31)	0:25.96 [2] (0:12.71)	0:13.25 [5] (0:13.25)
Average Speed [km/h]	46.9	67.1	62.1	58.9	58.7	56.5	54.3
Top Speed [km/h]	66.4	68.7	64.9	59.8	59.7	57.6	55.3
Avg. Dist. to Rail [m]	4.4	2.1	1.2	0.4	0.5	0.7	0.6
Avg. Stride Freq. [Hz]	2.3	2.5	2.3	2.3	2.3	2.3	2.2
Avg. Stride Length [m]	5.7	7.5	7.4	7.2	7.1	6.9	6.9



- [ ] Ranking at each section and finish
- .-.- No data available at this section
- NA No data available



Horse/Jockey Name	The Quickening
Final Rank	7
Fastest Section Time (Section)	0:10.94 (1200m)
Top Speed [km/h] (Section)	67.4 (1200m)
Race State	Finished



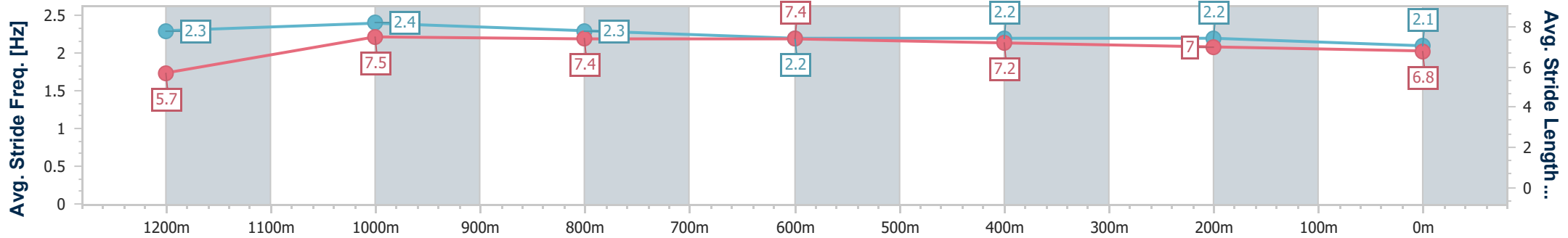
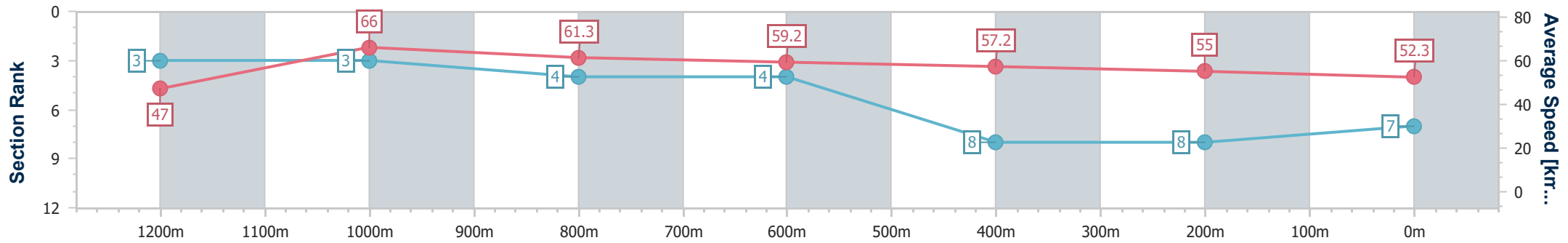
Ipswich QLD Professional  
 Race 4: SEVEN NEWS QTIS Three-Year-Old Maiden Handicap - 1350m



07 June 2024 - 13:42

Track Rating: Soft 5, Weather: Fine, Rail Position: +10.5m Entire

Section	Overall	1200m	1000m	800m	600m	400m	200m
Section Times	1:25.86 [7] (0:11.52)	1:14.34 [3] (0:10.94)	1:03.40 [3] (0:11.74)	0:51.66 [4] (0:12.17)	0:39.49 [4] (0:12.61)	0:26.88 [8] (0:13.11)	0:13.77 [8] (0:13.77)
Average Speed [km/h]	47.0	66.0	61.3	59.2	57.2	55.0	52.3
Top Speed [km/h]	65.8	67.4	63.7	60.3	58.9	56.1	54.9
Avg. Dist. to Rail [m]	2.0	1.4	1.2	0.2	0.5	1.1	1.3
Avg. Stride Freq. [Hz]	2.3	2.4	2.3	2.2	2.2	2.2	2.1
Avg. Stride Length [m]	5.7	7.5	7.4	7.4	7.2	7.0	6.8



- [ ] Ranking at each section and finish
- .-.- No data available at this section
- NA No data available



Horse/Jockey Name	It Is What It Is
Final Rank	8
Fastest Section Time (Section)	0:10.94 (1200m)
Top Speed [km/h] (Section)	66.9 (1200m)
Race State	Finished



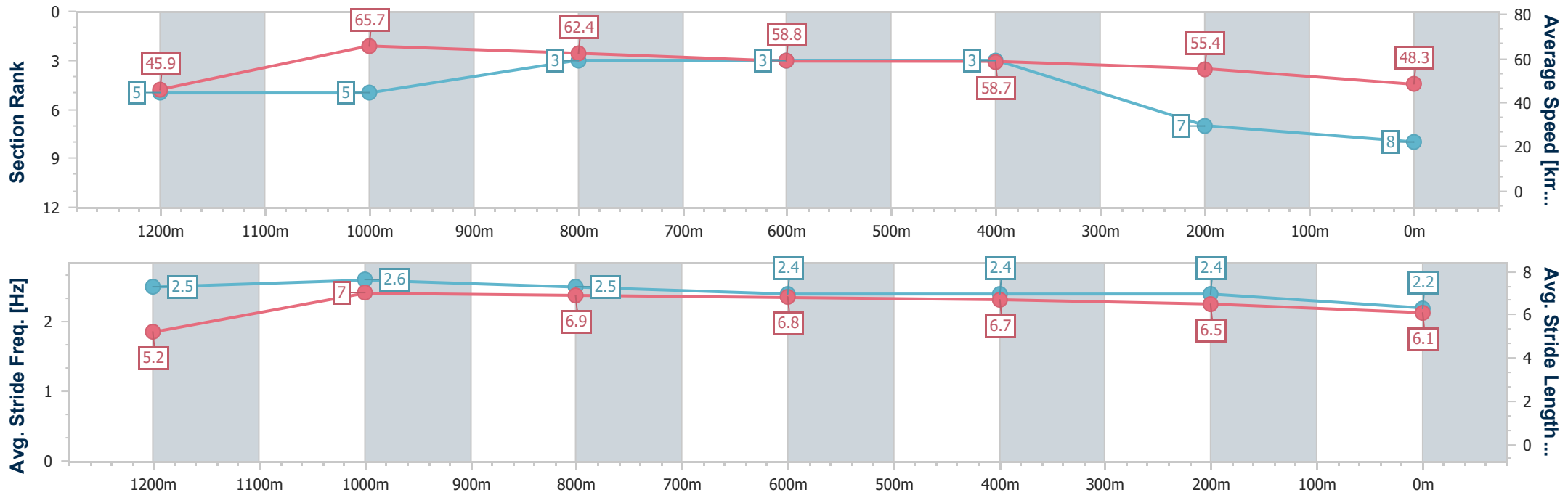
Ipswich QLD Professional  
 Race 4: SEVEN NEWS QTIS Three-Year-Old Maiden Handicap - 1350m



07 June 2024 - 13:42

Track Rating: Soft 5, Weather: Fine, Rail Position: +10.5m Entire

Section	Overall	1200m	1000m	800m	600m	400m	200m
Section Times	1:26.47 [8] (0:11.75)	1:14.72 [5] (0:10.94)	1:03.78 [5] (0:11.49)	0:52.29 [3] (0:12.19)	0:40.10 [3] (0:12.22)	0:27.88 [3] (0:12.98)	0:14.90 [7] (0:14.90)
Average Speed [km/h]	45.9	65.7	62.4	58.8	58.7	55.4	48.3
Top Speed [km/h]	65.8	66.9	65.3	60.5	59.7	57.6	53.5
Avg. Dist. to Rail [m]	2.7	1.5	1.3	1.6	0.6	0.4	1.3
Avg. Stride Freq. [Hz]	2.5	2.6	2.5	2.4	2.4	2.4	2.2
Avg. Stride Length [m]	5.2	7.0	6.9	6.8	6.7	6.5	6.1



- [ ] Ranking at each section and finish
- .-.- No data available at this section
- NA No data available





Horse/Jockey Name	The Garf
Final Rank	9
Fastest Section Time (Section)	0:11.25 (1200m)
Top Speed [km/h] (Section)	64.3 (1200m)
Race State	Finished



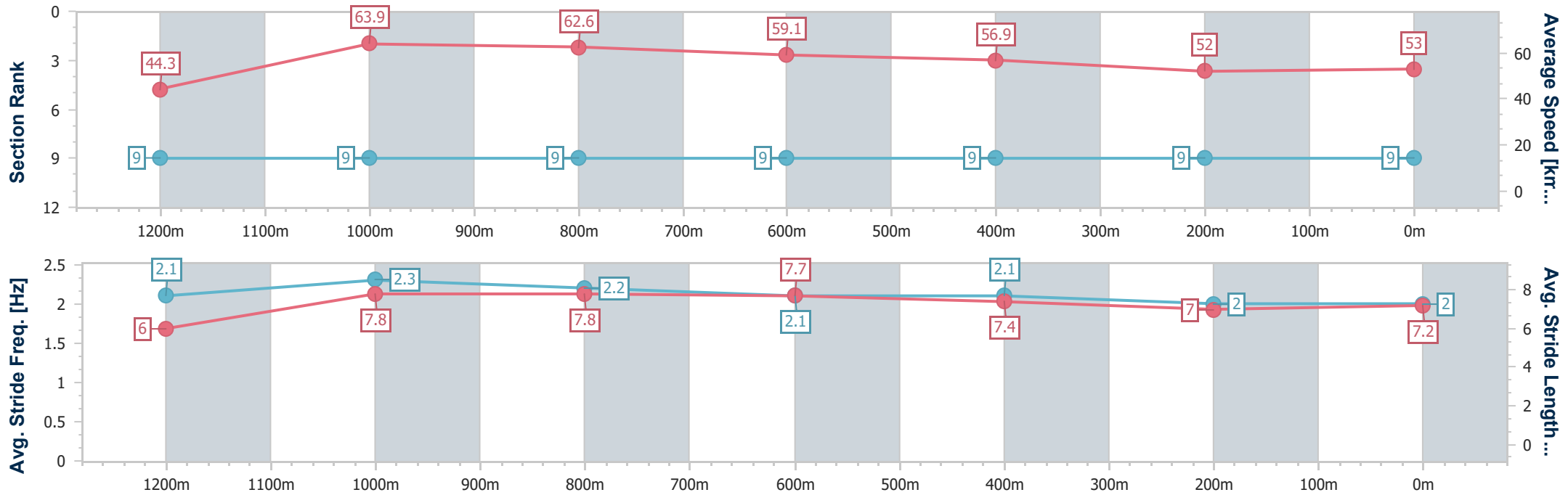
Ipswich QLD Professional  
 Race 4: SEVEN NEWS QTIS Three-Year-Old Maiden Handicap - 1350m



07 June 2024 - 13:42

Track Rating: Soft 5, Weather: Fine, Rail Position: +10.5m Entire

Section	Overall	1200m	1000m	800m	600m	400m	200m
Section Times	1:27.04 [9] (0:12.26)	1:14.78 [9] (0:11.25)	1:03.53 [9] (0:11.47)	0:52.06 [9] (0:12.10)	0:39.96 [9] (0:12.58)	0:27.38 [9] (0:13.78)	0:13.60 [9] (0:13.60)
Average Speed [km/h]	44.3	63.9	62.6	59.1	56.9	52.0	53.0
Top Speed [km/h]	63.3	64.3	64.0	60.6	59.1	53.9	53.8
Avg. Dist. to Rail [m]	2.6	0.8	0.8	1.3	0.9	1.2	0.2
Avg. Stride Freq. [Hz]	2.1	2.3	2.2	2.1	2.1	2.0	2.0
Avg. Stride Length [m]	6.0	7.8	7.8	7.7	7.4	7.0	7.2



- [ ] Ranking at each section and finish
- .-.- No data available at this section
- NA No data available

Track Rating: Soft 5, Weather: Fine, Rail Position: +10.5m Entire

Section		Overall	2000m	1800m	1600m	1400m	1200m	1000m	Last 600m					
Field Times		2:21.86 (0:15.76)	2:06.10 (0:12.06)	1:54.04 (0:12.70)	1:41.34 (0:13.36)	1:27.98 (0:13.14)	1:14.84 (0:13.24)	1:01.60 (0:12.79)	0:36.54					
Rank	TAB	Horse/Jockey	Barrier	Top Speed [km/h]	Fastest Section								Distance Travelled [m]	
1	7	<b>BID FOR FAME</b> Damien Thornton	17	61.9 600m	0:11.85 600m	2:21.86 [1] (0:16.00)	2:05.86 [5] (0:12.60)	1:53.26 [6] (0:12.75)	1:40.51 [6] (0:13.33)	1:27.18 [6] (0:13.18)	1:14.00 [6] (0:13.16)	1:00.84 [5] (0:12.77)	0:36.09	
2	10	<b>BRAVE BOY</b> Justin Huxtable	12	64.2 600m	0:11.64 600m	2:21.89 [2] (0:16.15)	2:05.74 [7] (0:12.36)	1:53.38 [5] (0:12.60)	1:40.78 [4] (0:13.29)	1:27.49 [4] (0:13.16)	1:14.33 [4] (0:13.27)	1:01.06 [4] (0:12.85)	0:36.10	-6
3	4	<b>FARWEST</b> James Orman	15	64.0 800m	0:11.87 800m	2:22.13 [3] (0:16.64)	2:05.49 [10] (0:12.73)	1:52.76 [11] (0:12.69)	1:40.07 [10] (0:13.34)	1:26.73 [10] (0:13.22)	1:13.51 [10] (0:12.99)	1:00.52 [9] (0:12.72)	0:35.93	+1
4	12	<b>DESHORENTE</b> Luke Tarrant	2	60.4 400m	0:12.07 400m	2:22.13 [4] (0:15.84)	2:06.29 [3] (0:12.40)	1:53.89 [3] (0:12.65)	1:41.24 [3] (0:13.35)	1:27.89 [3] (0:13.12)	1:14.77 [3] (0:13.23)	1:01.54 [3] (0:12.79)	0:36.54	-13
5	9	<b>TRUE FAIRY</b> Noriyuki Masuda	13	60.4 Overall	0:12.15 600m	2:22.53 [5] (0:15.76)	2:06.77 [1] (0:12.18)	1:54.59 [2] (0:12.80)	1:41.79 [2] (0:13.30)	1:28.49 [2] (0:13.17)	1:15.32 [2] (0:13.26)	1:02.06 [2] (0:12.80)	0:37.06	-2
6	5	<b>TAVIESLASS</b> Alisha Donald	8	61.9 Overall	0:12.04 2000m	2:22.75 [6] (0:15.78)	2:06.97 [2] (0:12.04)	1:54.93 [1] (0:12.70)	1:42.23 [1] (0:13.36)	1:28.87 [1] (0:13.14)	1:15.73 [1] (0:13.24)	1:02.49 [1] (0:12.79)	0:37.43	-10
7	8	<b>BILPA MOREA</b> Madeleine Wishart	9	62.5 800m	0:11.81 600m	2:22.78 [7] (0:16.27)	2:06.51 [8] (0:12.71)	1:53.80 [9] (0:12.75)	1:41.05 [8] (0:13.34)	1:27.71 [8] (0:13.20)	1:14.51 [8] (0:13.14)	1:01.37 [8] (0:12.73)	0:36.73	+1
8	6	<b>WHYTEEPEE</b> Karl Zechner	1	61.3 800m	0:12.08 600m	2:22.93 [8] (0:15.96)	2:06.97 [4] (0:12.46)	1:54.51 [4] (0:12.80)	1:41.71 [5] (0:13.33)	1:28.38 [5] (0:13.23)	1:15.15 [5] (0:13.24)	1:01.91 [6] (0:12.79)	0:37.03	-8
9	3	<b>NITROGLYCERINE</b> Dylan Bennett	7	62.4 2000m	0:11.89 600m	2:23.28 [9] (0:16.52)	2:06.76 [9] (0:12.40)	1:54.36 [8] (0:12.92)	1:41.44 [9] (0:13.45)	1:27.99 [9] (0:13.29)	1:14.70 [9] (0:13.06)	1:01.64 [10] (0:12.74)	0:36.83	-9
10	11	<b>METSI</b> Michael Cahill	14	62.1 800m	0:11.98 800m	2:23.33 [10] (0:16.76)	2:06.57 [11] (0:12.61)	1:53.96 [10] (0:12.77)	1:41.19 [11] (0:13.47)	1:27.72 [11] (0:13.24)	1:14.48 [11] (0:12.98)	1:01.50 [11] (0:12.63)	0:36.89	+3

Scratched: Matsuyama (#13), Zouy's Comet (#16), Iridessa (#17), Mr Dudwey (#1), Willnotquit (#15), Mana Combat (#14)



# Ipswich QLD Professional

## Race 5: RAY WHITE IPSWICH BENCHMARK 58 Handicap - 2210m

07 June 2024 - 14:17



Track Rating: Soft 5, Weather: Fine, Rail Position: +10.5m Entire

Section	Overall	2000m	1800m	1600m	1400m	1200m	1000m	Last 600m
Field Times	2:21.86 (0:15.76)	2:06.10 (0:12.06)	1:54.04 (0:12.70)	1:41.34 (0:13.36)	1:27.98 (0:13.14)	1:14.84 (0:13.24)	1:01.60 (0:12.79)	0:36.54

Rank	TAB	Horse/Jockey	Barrier	Top Speed [km/h]	Fastest Section	Overall	2000m	1800m	1600m	1400m	1200m	1000m	Last 600m	Distance Travelled [m]
11	2	SHOPPING WISE	6	62.7	0:11.97	2:23.40 [11]	2:07.38 [6]	1:54.72 [7]	1:41.83 [7]	1:28.45 [7]	1:15.20 [7]	1:01.99 [7]	0:37.31	-7
		Corey Sutherland		800m	800m	(0:16.02)	(0:12.66)	(0:12.89)	(0:13.38)	(0:13.25)	(0:13.21)	(0:12.71)		

Scratched: Matsuyama (#13), Zouy's Comet (#16), Iridessa (#17), Mr Dudwey (#1), Willnotquit (#15), Mana Combat (#14)

Track Rating: Soft 5, Weather: Fine, Rail Position: +10.5m Entire

Section										Last 600m		
Field Times		800m	600m	400m	200m							
		0:48.81 (0:12.27)	0:36.54 (0:12.11)	0:24.43 (0:11.78)	0:12.65 (0:12.65)						0:36.54	
Rank	TAB	Horse/Jockey	Barrier	Top Speed [km/h]	Fastest Section					Margin	Distance Travelled [m]	
1	7	<b>BID FOR FAME</b> Damien Thornton	17	61.9 600m	0:11.85 600m	0:48.07 [5] (0:11.98)	0:36.09 [4] (0:11.85)	0:24.24 [3] (0:11.97)	0:12.27 [2] (0:12.27)	2:21.86	0:36.09	
2	10	<b>BRAVE BOY</b> Justin Huxtable	12	64.2 600m	0:11.64 600m	0:48.21 [4] (0:12.11)	0:36.10 [5] (0:11.64)	0:24.46 [1] (0:11.78)	0:12.68 [1] (0:12.68)	0.16L	0:36.10	-6
3	4	<b>FARWEST</b> James Orman	15	64.0 800m	0:11.87 800m	0:47.80 [9] (0:11.87)	0:35.93 [9] (0:11.87)	0:24.06 [8] (0:11.90)	0:12.16 [6] (0:12.16)	1.58L	0:35.93	+1
4	12	<b>DESHORENTE</b> Luke Tarrant	2	60.4 400m	0:12.07 400m	0:48.75 [3] (0:12.21)	0:36.54 [3] (0:12.21)	0:24.33 [5] (0:12.07)	0:12.26 [4] (0:12.26)	1.59L	0:36.54	-13
5	9	<b>TRUE FAIRY</b> Noriyuki Masuda	13	60.4 Overall	0:12.15 600m	0:49.26 [2] (0:12.20)	0:37.06 [2] (0:12.15)	0:24.91 [4] (0:12.28)	0:12.63 [5] (0:12.63)	3.94L	0:37.06	-2
6	5	<b>TAVIESLASS</b> Alisha Donald	8	61.9 Overall	0:12.04 2000m	0:49.70 [1] (0:12.27)	0:37.43 [1] (0:12.24)	0:25.19 [2] (0:12.14)	0:13.05 [3] (0:13.05)	5.27L	0:37.43	-10
7	8	<b>BILPA MOREA</b> Madeleine Wishart	9	62.5 800m	0:11.81 600m	0:48.64 [8] (0:11.91)	0:36.73 [7] (0:11.81)	0:24.92 [6] (0:12.23)	0:12.69 [7] (0:12.69)	5.43L	0:36.73	+1
8	6	<b>WHYTEEPEE</b> Karl Zechner	1	61.3 800m	0:12.08 600m	0:49.12 [6] (0:12.09)	0:37.03 [6] (0:12.08)	0:24.95 [7] (0:12.24)	0:12.71 [8] (0:12.71)	6.3L	0:37.03	-8
9	3	<b>NITROGLYCERINE</b> Dylan Bennett	7	62.4 2000m	0:11.89 600m	0:48.90 [10] (0:12.07)	0:36.83 [11] (0:11.89)	0:24.94 [10] (0:12.15)	0:12.79 [9] (0:12.79)	8.34L	0:36.83	-9
10	11	<b>METSI</b> Michael Cahill	14	62.1 800m	0:11.98 800m	0:48.87 [11] (0:11.98)	0:36.89 [10] (0:12.06)	0:24.83 [11] (0:12.34)	0:12.49 [11] (0:12.49)	8.66L	0:36.89	+3

Scratched: Matsuyama (#13), Zouy's Comet (#16), Iridessa (#17), Mr Dudwey (#1), Willnotquit (#15), Mana Combat (#14)



# Ipswich QLD Professional

## Race 5: RAY WHITE IPSWICH BENCHMARK 58 Handicap - 2210m

07 June 2024 - 14:17



Track Rating: Soft 5, Weather: Fine, Rail Position: +10.5m Entire

Section	800m	600m	400m	200m	Last 600m
Field Times	0:48.81 (0:12.27)	0:36.54 (0:12.11)	0:24.43 (0:11.78)	0:12.65 (0:12.65)	0:36.54

Rank	TAB	Horse/Jockey	Barrier	Top Speed [km/h]	Fastest Section	Margin	Distance Travelled [m]					
11	2	SHOPPING WISE Corey Sutherland	6	62.7 800m	0:11.97 800m (0:11.97)	0:49.28 [7] (0:12.19)	0:37.31 [8] (0:12.43)	0:25.12 [9] (0:12.69)	0:12.69 [10]	9.07L	0:37.31	-7

Scratched: Matsuyama (#13), Zouy's Comet (#16), Iridessa (#17), Mr Dudwey (#1), Willnotquit (#15), Mana Combat (#14)



Horse/Jockey Name	Bid For Fame
Final Rank	1
Fastest Section Time (Section)	0:11.85 (600m)
Top Speed [km/h] (Section)	61.9 (600m)
Race State	Finished



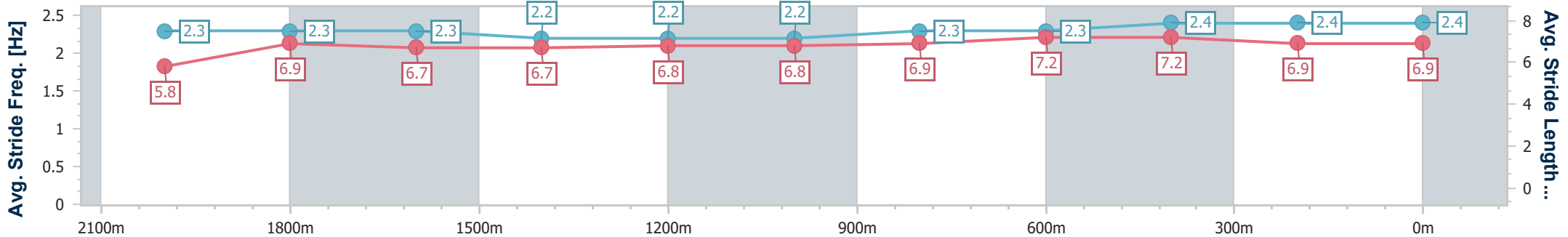
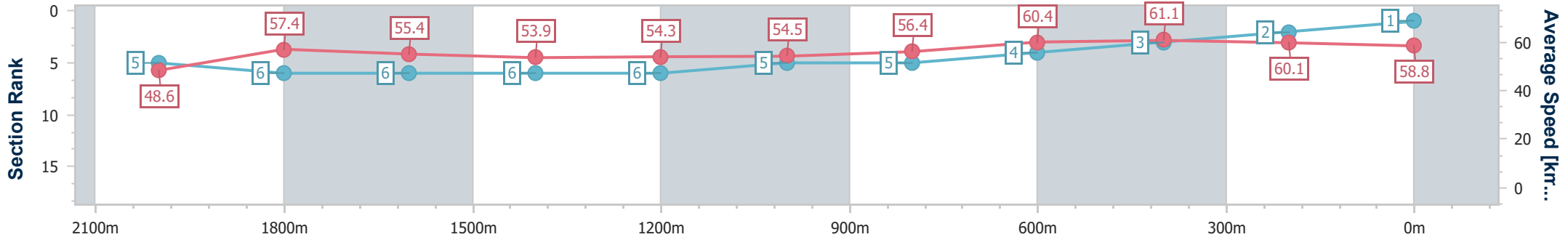
Ipswich QLD Professional  
Race 5: RAY WHITE IPSWICH BENCHMARK 58 Handicap - 2210m



07 June 2024 - 14:17

Track Rating: Soft 5, Weather: Fine, Rail Position: +10.5m Entire

Section	Overall	2000m	1800m	1600m	1400m	1200m	1000m	800m	600m	400m	200m
Section Times	2:21.86 [1] (0:16.00)	2:05.86 [5] (0:12.60)	1:53.26 [6] (0:12.75)	1:40.51 [6] (0:13.33)	1:27.18 [6] (0:13.18)	1:14.00 [6] (0:13.16)	1:00.84 [5] (0:12.77)	0:48.07 [5] (0:11.98)	0:36.09 [4] (0:11.85)	0:24.24 [3] (0:11.97)	0:12.27 [2] (0:12.27)
Average Speed [km/h]	48.6	57.4	55.4	53.9	54.3	54.5	56.4	60.4	61.1	60.1	58.8
Top Speed [km/h]	60.4	59.7	56.0	55.5	54.9	56.2	57.2	61.4	61.9	61.9	60.1
Avg. Dist. to Rail [m]	13.5	1.1	2.0	2.6	2.0	1.0	0.7	0.7	1.5	0.5	0.2
Avg. Stride Freq. [Hz]	2.3	2.3	2.3	2.2	2.2	2.2	2.3	2.3	2.4	2.4	2.4
Avg. Stride Length [m]	5.8	6.9	6.7	6.7	6.8	6.8	6.9	7.2	7.2	6.9	6.9



- [ ] Ranking at each section and finish
- .-.- No data available at this section
- NA No data available



Horse/Jockey Name	Brave Boy
Final Rank	2
Fastest Section Time (Section)	0:11.64 (600m)
Top Speed [km/h] (Section)	64.2 (600m)
Race State	Finished



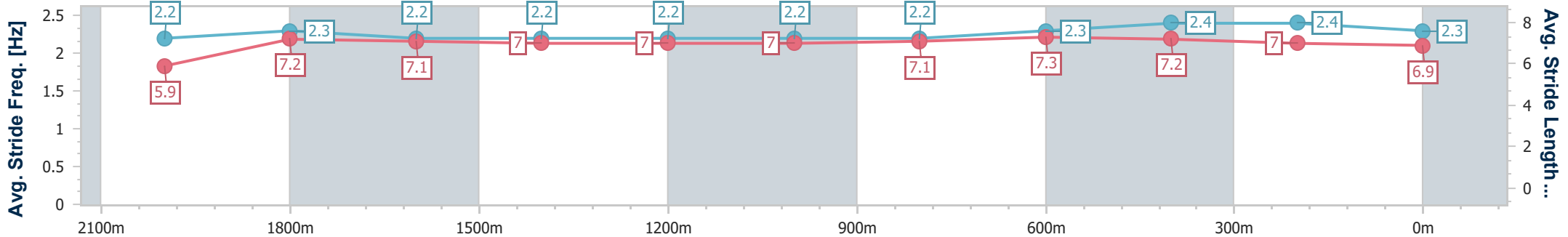
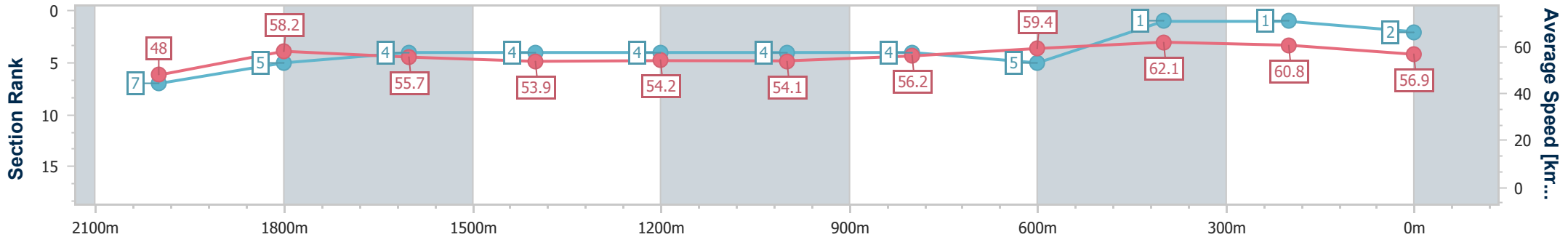
Ipswich QLD Professional  
 Race 5: RAY WHITE IPSWICH BENCHMARK 58 Handicap - 2210m



07 June 2024 - 14:17

Track Rating: Soft 5, Weather: Fine, Rail Position: +10.5m Entire

Section	Overall	2000m	1800m	1600m	1400m	1200m	1000m	800m	600m	400m	200m
Section Times	2:21.89 [2] (0:16.15)	2:05.74 [7] (0:12.36)	1:53.38 [5] (0:12.60)	1:40.78 [4] (0:13.29)	1:27.49 [4] (0:13.16)	1:14.33 [4] (0:13.27)	1:01.06 [4] (0:12.85)	0:48.21 [4] (0:12.11)	0:36.10 [5] (0:11.64)	0:24.46 [1] (0:11.78)	0:12.68 [1] (0:12.68)
Average Speed [km/h]	48.0	58.2	55.7	53.9	54.2	54.1	56.2	59.4	62.1	60.8	56.9
Top Speed [km/h]	60.8	59.9	57.4	55.4	55.0	55.5	57.3	60.8	64.2	63.2	59.5
Avg. Dist. to Rail [m]	11.4	0.8	3.6	3.2	2.3	1.1	0.6	0.3	0.5	0.6	1.6
Avg. Stride Freq. [Hz]	2.2	2.3	2.2	2.2	2.2	2.2	2.2	2.3	2.4	2.4	2.3
Avg. Stride Length [m]	5.9	7.2	7.1	7.0	7.0	7.0	7.1	7.3	7.2	7.0	6.9



- [ ] Ranking at each section and finish
- .-.- No data available at this section
- NA No data available



Horse/Jockey Name	Farwest
Final Rank	3
Fastest Section Time (Section)	0:11.87 (800m)
Top Speed [km/h] (Section)	64.0 (800m)
Race State	Finished



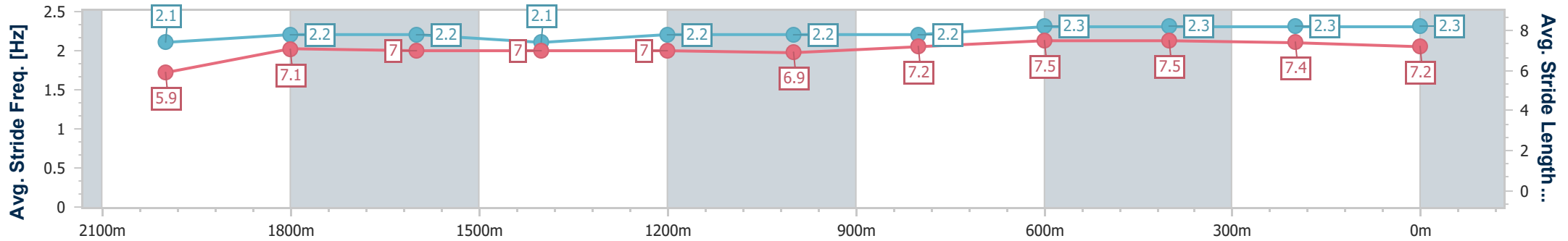
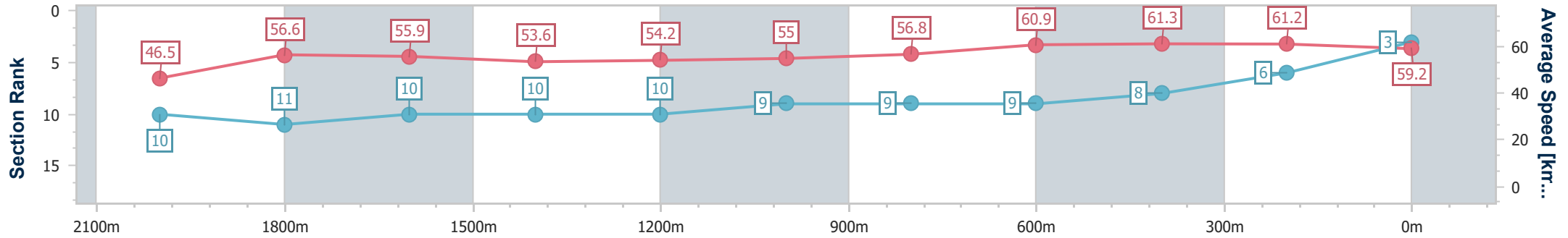
Ipswich QLD Professional  
Race 5: RAY WHITE IPSWICH BENCHMARK 58 Handicap - 2210m



07 June 2024 - 14:17

Track Rating: Soft 5, Weather: Fine, Rail Position: +10.5m Entire

Section	Overall	2000m	1800m	1600m	1400m	1200m	1000m	800m	600m	400m	200m
Section Times	2:22.13 [3] (0:16.64)	2:05.49 [10] (0:12.73)	1:52.76 [11] (0:12.69)	1:40.07 [10] (0:13.34)	1:26.73 [10] (0:13.22)	1:13.51 [10] (0:12.99)	1:00.52 [9] (0:12.72)	0:47.80 [9] (0:11.87)	0:35.93 [9] (0:11.87)	0:24.06 [8] (0:11.90)	0:12.16 [6] (0:12.16)
Average Speed [km/h]	46.5	56.6	55.9	53.6	54.2	55.0	56.8	60.9	61.3	61.2	59.2
Top Speed [km/h]	59.5	58.2	57.4	57.0	56.0	57.3	59.0	64.0	63.6	61.8	61.0
Avg. Dist. to Rail [m]	9.0	0.3	2.1	2.6	2.0	1.0	0.5	1.5	2.7	2.4	1.3
Avg. Stride Freq. [Hz]	2.1	2.2	2.2	2.1	2.2	2.2	2.2	2.3	2.3	2.3	2.3
Avg. Stride Length [m]	5.9	7.1	7.0	7.0	7.0	6.9	7.2	7.5	7.5	7.4	7.2



- [ ] Ranking at each section and finish
- .-.- No data available at this section
- NA No data available





Horse/Jockey Name	Deshorente
Final Rank	4
Fastest Section Time (Section)	0:12.07 (400m)
Top Speed [km/h] (Section)	60.4 (400m)
Race State	Finished



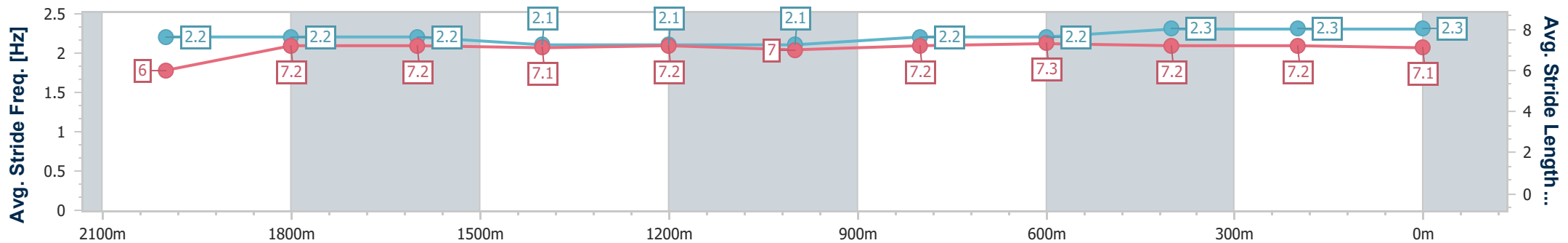
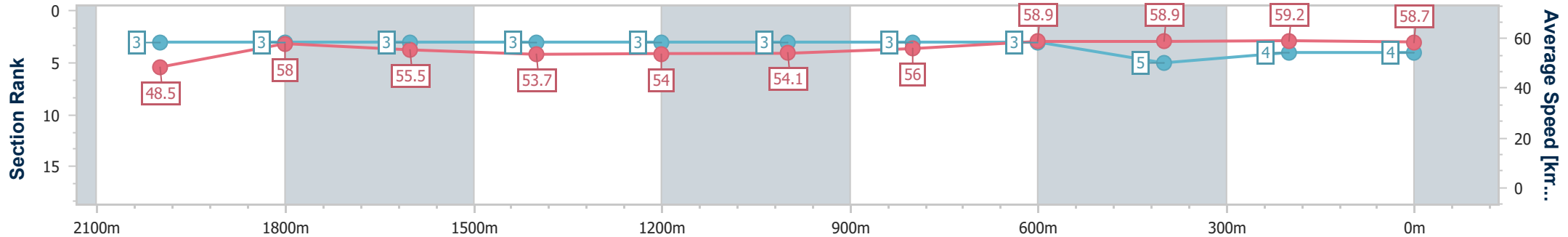
Ipswich QLD Professional  
Race 5: RAY WHITE IPSWICH BENCHMARK 58 Handicap - 2210m



07 June 2024 - 14:17

Track Rating: Soft 5, Weather: Fine, Rail Position: +10.5m Entire

Section	Overall	2000m	1800m	1600m	1400m	1200m	1000m	800m	600m	400m	200m
Section Times	2:22.13 [4] (0:15.84)	2:06.29 [3] (0:12.40)	1:53.89 [3] (0:12.65)	1:41.24 [3] (0:13.35)	1:27.89 [3] (0:13.12)	1:14.77 [3] (0:13.23)	1:01.54 [3] (0:12.79)	0:48.75 [3] (0:12.21)	0:36.54 [3] (0:12.21)	0:24.33 [5] (0:12.07)	0:12.26 [4] (0:12.26)
Average Speed [km/h]	48.5	58.0	55.5	53.7	54.0	54.1	56.0	58.9	58.9	59.2	58.7
Top Speed [km/h]	60.3	59.7	57.1	55.3	54.9	55.1	57.0	59.8	60.3	60.4	60.3
Avg. Dist. to Rail [m]	12.4	1.8	3.4	4.1	3.5	2.1	0.6	0.4	0.6	1.7	1.6
Avg. Stride Freq. [Hz]	2.2	2.2	2.2	2.1	2.1	2.1	2.2	2.2	2.3	2.3	2.3
Avg. Stride Length [m]	6.0	7.2	7.2	7.1	7.2	7.0	7.2	7.3	7.2	7.2	7.1



- [ ] Ranking at each section and finish
- .-.- No data available at this section
- NA No data available



Horse/Jockey Name	True Fairy
Final Rank	5
Fastest Section Time (Section)	0:12.15 (600m)
Top Speed [km/h] (Section)	60.4 (Overall)
Race State	Finished



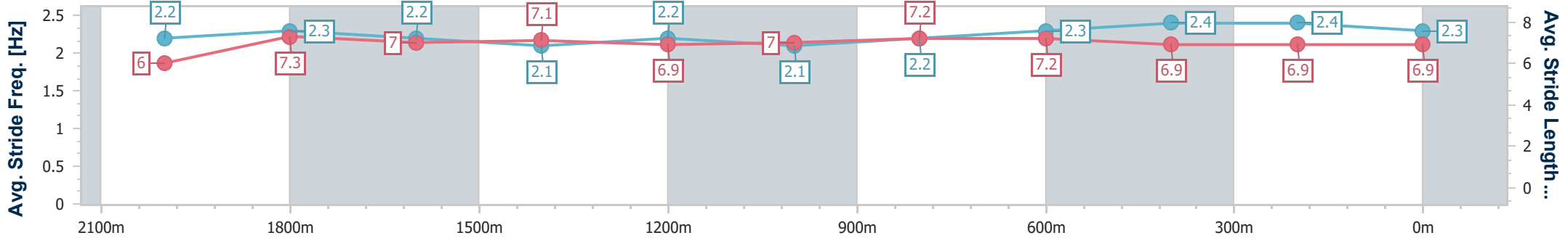
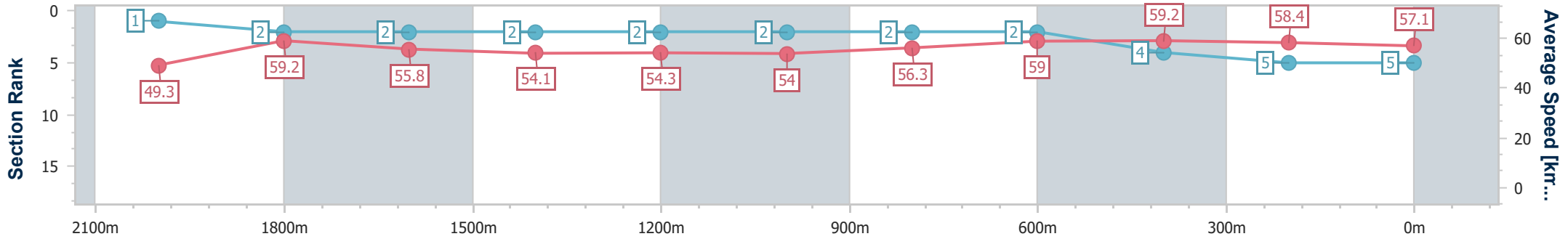
Ipswich QLD Professional  
Race 5: RAY WHITE IPSWICH BENCHMARK 58 Handicap - 2210m



07 June 2024 - 14:17

Track Rating: Soft 5, Weather: Fine, Rail Position: +10.5m Entire

Section	Overall	2000m	1800m	1600m	1400m	1200m	1000m	800m	600m	400m	200m
Section Times	2:22.53 [5] (0:15.76)	2:06.77 [1] (0:12.18)	1:54.59 [2] (0:12.80)	1:41.79 [2] (0:13.30)	1:28.49 [2] (0:13.17)	1:15.32 [2] (0:13.26)	1:02.06 [2] (0:12.80)	0:49.26 [2] (0:12.20)	0:37.06 [2] (0:12.15)	0:24.91 [4] (0:12.28)	0:12.63 [5] (0:12.63)
Average Speed [km/h]	49.3	59.2	55.8	54.1	54.3	54.0	56.3	59.0	59.2	58.4	57.1
Top Speed [km/h]	60.4	60.2	57.5	55.6	55.2	55.4	58.1	59.5	60.2	59.3	58.8
Avg. Dist. to Rail [m]	12.2	0.9	1.3	1.5	1.4	0.8	0.4	0.3	0.3	0.6	0.4
Avg. Stride Freq. [Hz]	2.2	2.3	2.2	2.1	2.2	2.1	2.2	2.3	2.4	2.4	2.3
Avg. Stride Length [m]	6.0	7.3	7.0	7.1	6.9	7.0	7.2	7.2	6.9	6.9	6.9



- [ ] Ranking at each section and finish
- .-.- No data available at this section
- NA No data available



Horse/Jockey Name	Tavieslass
Final Rank	6
Fastest Section Time (Section)	0:12.04 (2000m)
Top Speed [km/h] (Section)	61.9 (Overall)
Race State	Finished



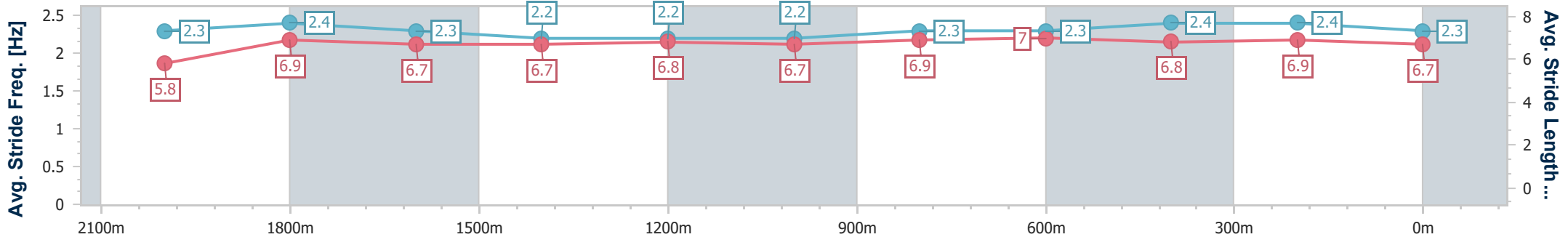
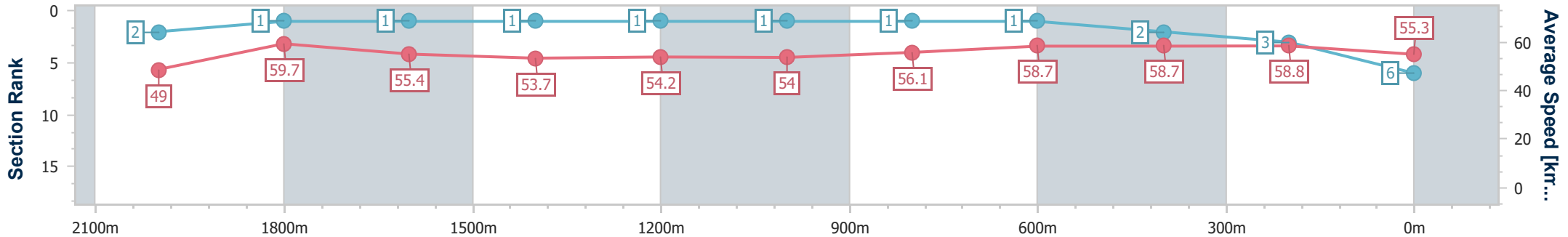
Ipswich QLD Professional  
Race 5: RAY WHITE IPSWICH BENCHMARK 58 Handicap - 2210m



07 June 2024 - 14:17

Track Rating: Soft 5, Weather: Fine, Rail Position: +10.5m Entire

Section	Overall	2000m	1800m	1600m	1400m	1200m	1000m	800m	600m	400m	200m
Section Times	2:22.75 [6] (0:15.78)	2:06.97 [2] (0:12.04)	1:54.93 [1] (0:12.70)	1:42.23 [1] (0:13.36)	1:28.87 [1] (0:13.14)	1:15.73 [1] (0:13.24)	1:02.49 [1] (0:12.79)	0:49.70 [1] (0:12.27)	0:37.43 [1] (0:12.24)	0:25.19 [2] (0:12.14)	0:13.05 [3] (0:13.05)
Average Speed [km/h]	49.0	59.7	55.4	53.7	54.2	54.0	56.1	58.7	58.7	58.8	55.3
Top Speed [km/h]	61.9	60.6	58.9	54.9	55.1	55.2	57.9	58.9	59.4	60.3	57.5
Avg. Dist. to Rail [m]	11.0	1.0	3.0	3.5	2.8	1.5	0.3	0.5	0.7	1.9	2.0
Avg. Stride Freq. [Hz]	2.3	2.4	2.3	2.2	2.2	2.2	2.3	2.3	2.4	2.4	2.3
Avg. Stride Length [m]	5.8	6.9	6.7	6.7	6.8	6.7	6.9	7.0	6.8	6.9	6.7



- [ ] Ranking at each section and finish
- .-.- No data available at this section
- NA No data available



Horse/Jockey Name	Bilpa Morea
Final Rank	7
Fastest Section Time (Section)	0:11.81 (600m)
Top Speed [km/h] (Section)	62.5 (800m)
Race State	Finished



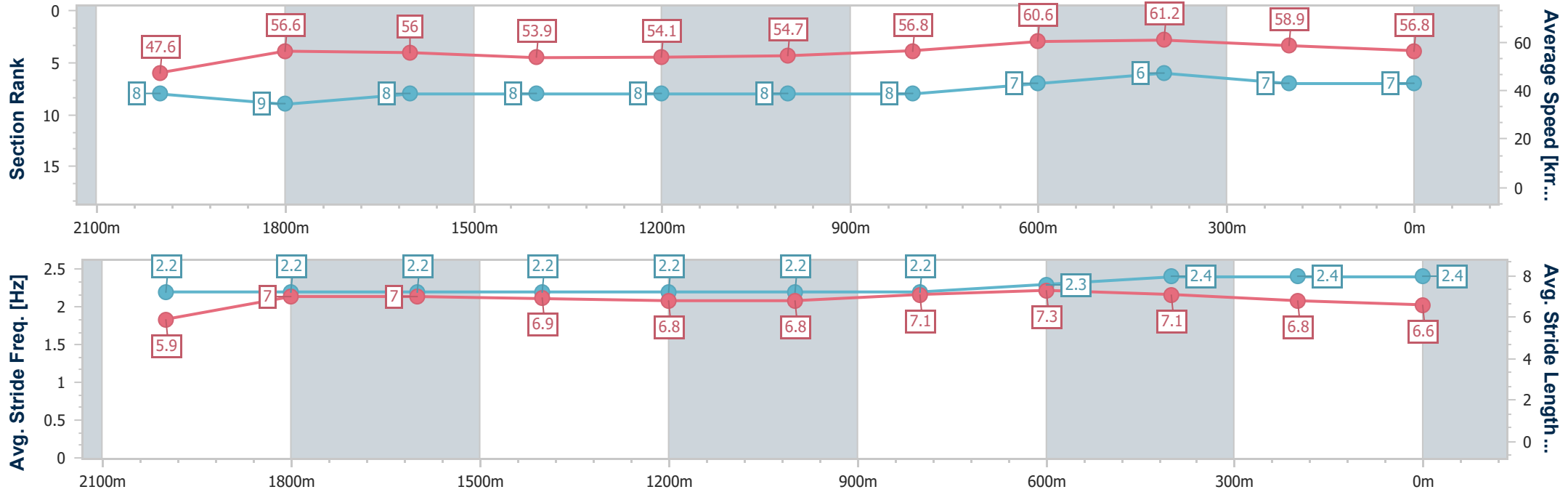
Ipswich QLD Professional  
Race 5: RAY WHITE IPSWICH BENCHMARK 58 Handicap - 2210m



07 June 2024 - 14:17

Track Rating: Soft 5, Weather: Fine, Rail Position: +10.5m Entire

Section	Overall	2000m	1800m	1600m	1400m	1200m	1000m	800m	600m	400m	200m
Section Times	2:22.78 [7] (0:16.27)	2:06.51 [8] (0:12.71)	1:53.80 [9] (0:12.75)	1:41.05 [8] (0:13.34)	1:27.71 [8] (0:13.20)	1:14.51 [8] (0:13.14)	1:01.37 [8] (0:12.73)	0:48.64 [8] (0:11.91)	0:36.73 [7] (0:11.81)	0:24.92 [6] (0:12.23)	0:12.69 [7] (0:12.69)
Average Speed [km/h]	47.6	56.6	56.0	53.9	54.1	54.7	56.8	60.6	61.2	58.9	56.8
Top Speed [km/h]	59.4	58.6	56.7	56.5	55.1	56.3	58.1	62.5	62.0	60.6	58.3
Avg. Dist. to Rail [m]	10.6	0.6	1.0	1.5	1.2	0.7	0.5	0.4	1.5	0.7	1.3
Avg. Stride Freq. [Hz]	2.2	2.2	2.2	2.2	2.2	2.2	2.2	2.3	2.4	2.4	2.4
Avg. Stride Length [m]	5.9	7.0	7.0	6.9	6.8	6.8	7.1	7.3	7.1	6.8	6.6



- [ ] Ranking at each section and finish
- .-.- No data available at this section
- NA No data available



Horse/Jockey Name	Whyteepee
Final Rank	8
Fastest Section Time (Section)	0:12.08 (600m)
Top Speed [km/h] (Section)	61.3 (800m)
Race State	Finished



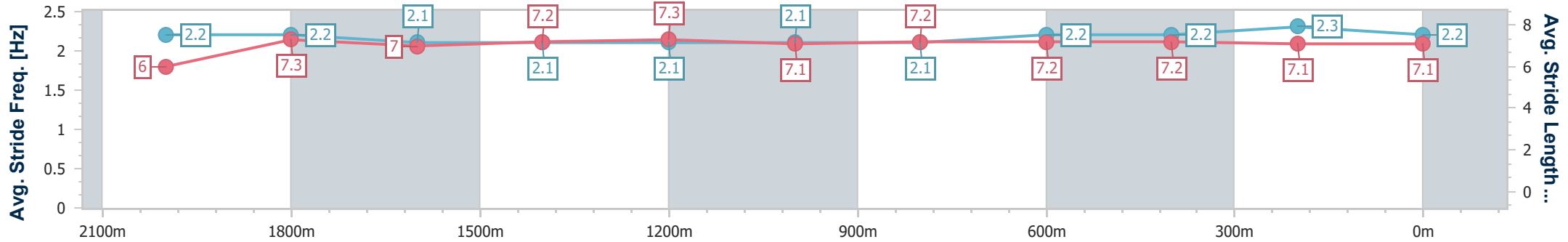
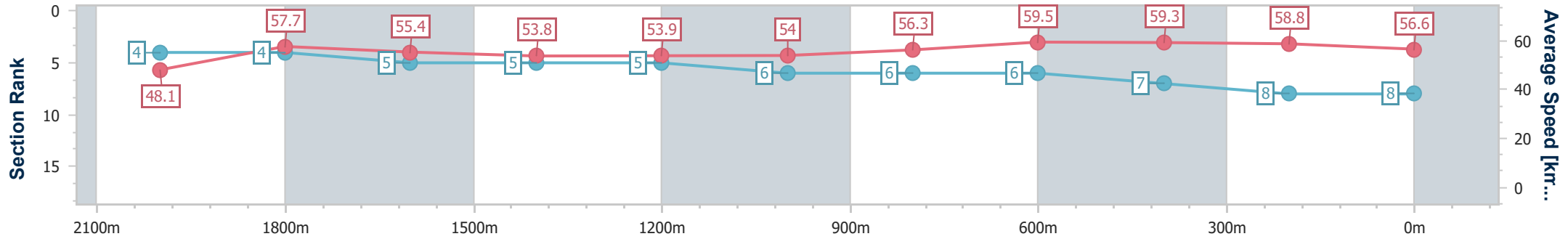
Ipswich QLD Professional  
Race 5: RAY WHITE IPSWICH BENCHMARK 58 Handicap - 2210m



07 June 2024 - 14:17

Track Rating: Soft 5, Weather: Fine, Rail Position: +10.5m Entire

Section	Overall	2000m	1800m	1600m	1400m	1200m	1000m	800m	600m	400m	200m
Section Times	2:22.93 [8] (0:15.96)	2:06.97 [4] (0:12.46)	1:54.51 [4] (0:12.80)	1:41.71 [5] (0:13.33)	1:28.38 [5] (0:13.23)	1:15.15 [5] (0:13.24)	1:01.91 [6] (0:12.79)	0:49.12 [6] (0:12.09)	0:37.03 [6] (0:12.08)	0:24.95 [7] (0:12.24)	0:12.71 [8] (0:12.71)
Average Speed [km/h]	48.1	57.7	55.4	53.8	53.9	54.0	56.3	59.5	59.3	58.8	56.6
Top Speed [km/h]	60.6	59.9	57.3	55.4	54.9	55.5	57.2	61.3	59.9	59.8	57.9
Avg. Dist. to Rail [m]	11.7	1.8	2.1	2.4	2.1	1.3	0.5	0.7	0.2	0.6	0.9
Avg. Stride Freq. [Hz]	2.2	2.2	2.1	2.1	2.1	2.1	2.1	2.2	2.2	2.3	2.2
Avg. Stride Length [m]	6.0	7.3	7.0	7.2	7.3	7.1	7.2	7.2	7.2	7.1	7.1



- [ ] Ranking at each section and finish
- .-.- No data available at this section
- NA No data available



Horse/Jockey Name	Nitroglycerine
Final Rank	9
Fastest Section Time (Section)	0:11.89 (600m)
Top Speed [km/h] (Section)	62.4 (2000m)
Race State	Finished



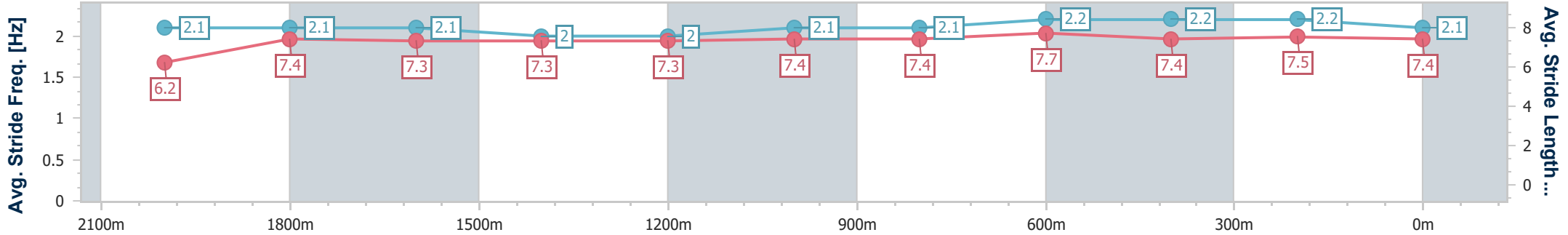
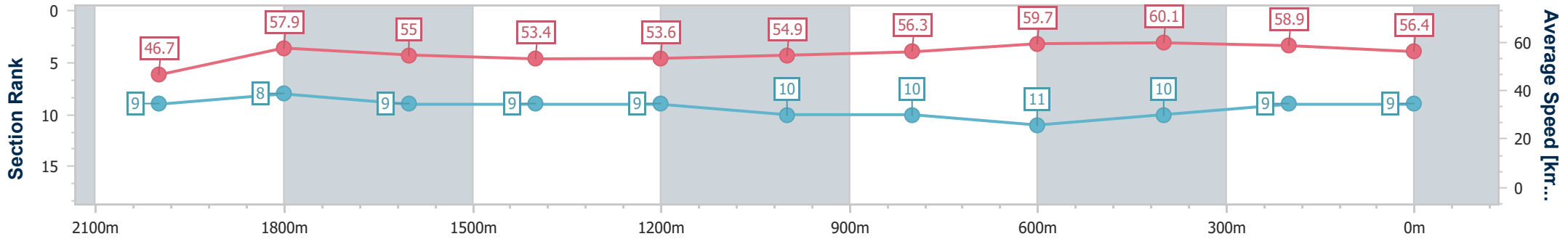
Ipswich QLD Professional  
Race 5: RAY WHITE IPSWICH BENCHMARK 58 Handicap - 2210m



07 June 2024 - 14:17

Track Rating: Soft 5, Weather: Fine, Rail Position: +10.5m Entire

Section	Overall	2000m	1800m	1600m	1400m	1200m	1000m	800m	600m	400m	200m
Section Times	2:23.28 [9] (0:16.52)	2:06.76 [9] (0:12.40)	1:54.36 [8] (0:12.92)	1:41.44 [9] (0:13.45)	1:27.99 [9] (0:13.29)	1:14.70 [9] (0:13.06)	1:01.64 [10] (0:12.74)	0:48.90 [10] (0:12.07)	0:36.83 [11] (0:11.89)	0:24.94 [10] (0:12.15)	0:12.79 [9] (0:12.79)
Average Speed [km/h]	46.7	57.9	55.0	53.4	53.6	54.9	56.3	59.7	60.1	58.9	56.4
Top Speed [km/h]	61.2	62.4	55.8	55.6	55.1	56.6	59.1	62.0	62.1	59.2	58.7
Avg. Dist. to Rail [m]	11.3	1.8	1.9	2.4	2.1	1.6	0.6	0.7	0.9	1.6	1.3
Avg. Stride Freq. [Hz]	2.1	2.1	2.1	2.0	2.0	2.1	2.1	2.2	2.2	2.2	2.1
Avg. Stride Length [m]	6.2	7.4	7.3	7.3	7.3	7.4	7.4	7.7	7.4	7.5	7.4



- [ ] Ranking at each section and finish
- .-.- No data available at this section
- NA No data available



Horse/Jockey Name	Metsi
Final Rank	10
Fastest Section Time (Section)	0:11.98 (800m)
Top Speed [km/h] (Section)	62.1 (800m)
Race State	Finished



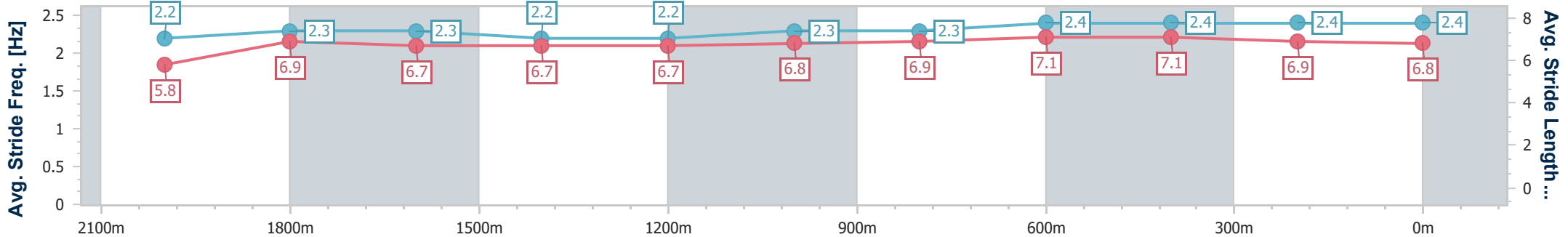
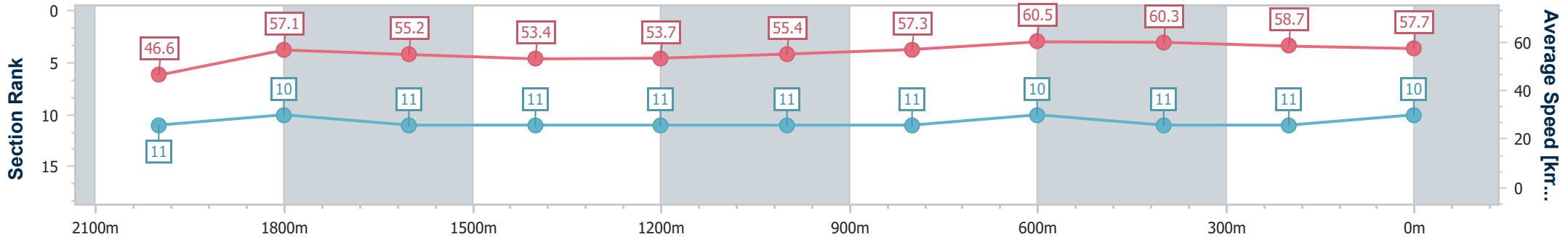
Ipswich QLD Professional  
Race 5: RAY WHITE IPSWICH BENCHMARK 58 Handicap - 2210m



07 June 2024 - 14:17

Track Rating: Soft 5, Weather: Fine, Rail Position: +10.5m Entire

Section	Overall	2000m	1800m	1600m	1400m	1200m	1000m	800m	600m	400m	200m
Section Times	2:23.33 [10] (0:16.76)	2:06.57 [11] (0:12.61)	1:53.96 [10] (0:12.77)	1:41.19 [11] (0:13.47)	1:27.72 [11] (0:13.24)	1:14.48 [11] (0:12.98)	1:01.50 [11] (0:12.63)	0:48.87 [11] (0:11.98)	0:36.89 [10] (0:12.06)	0:24.83 [11] (0:12.34)	0:12.49 [11] (0:12.49)
Average Speed [km/h]	46.6	57.1	55.2	53.4	53.7	55.4	57.3	60.5	60.3	58.7	57.7
Top Speed [km/h]	57.8	58.3	57.0	55.9	56.2	57.8	59.9	62.1	61.5	59.6	59.6
Avg. Dist. to Rail [m]	10.8	1.2	2.4	2.9	1.9	1.0	1.3	2.2	2.7	2.2	2.2
Avg. Stride Freq. [Hz]	2.2	2.3	2.3	2.2	2.2	2.3	2.3	2.4	2.4	2.4	2.4
Avg. Stride Length [m]	5.8	6.9	6.7	6.7	6.7	6.8	6.9	7.1	7.1	6.9	6.8



- [ ] Ranking at each section and finish
- .-.- No data available at this section
- NA No data available



Horse/Jockey Name	Shopping Wise
Final Rank	11
Fastest Section Time (Section)	0:11.97 (800m)
Top Speed [km/h] (Section)	62.7 (800m)
Race State	Finished



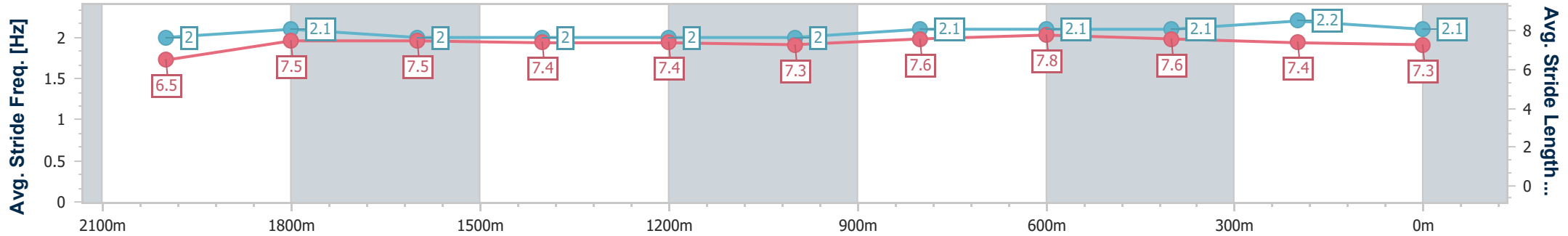
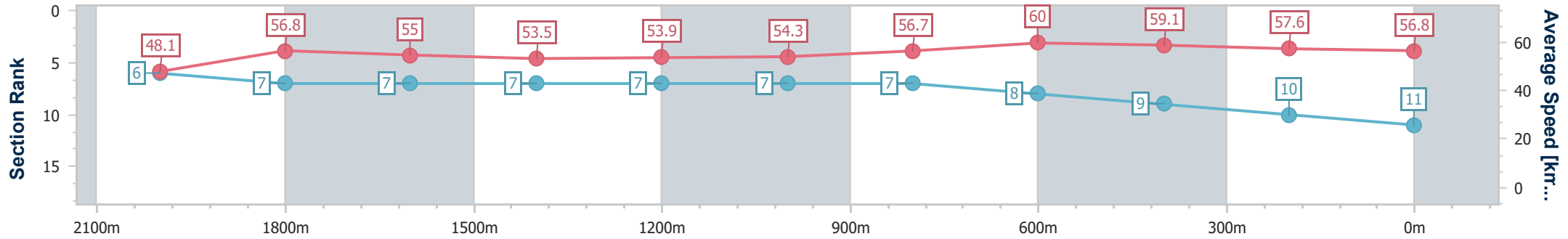
Ipswich QLD Professional  
 Race 5: RAY WHITE IPSWICH BENCHMARK 58 Handicap - 2210m



07 June 2024 - 14:17

Track Rating: Soft 5, Weather: Fine, Rail Position: +10.5m Entire

Section	Overall	2000m	1800m	1600m	1400m	1200m	1000m	800m	600m	400m	200m
Section Times	2:23.40 [11] (0:16.02)	2:07.38 [6] (0:12.66)	1:54.72 [7] (0:12.89)	1:41.83 [7] (0:13.38)	1:28.45 [7] (0:13.25)	1:15.20 [7] (0:13.21)	1:01.99 [7] (0:12.71)	0:49.28 [7] (0:11.97)	0:37.31 [8] (0:12.19)	0:25.12 [9] (0:12.43)	0:12.69 [10] (0:12.69)
Average Speed [km/h]	48.1	56.8	55.0	53.5	53.9	54.3	56.7	60.0	59.1	57.6	56.8
Top Speed [km/h]	59.6	59.6	55.5	54.9	55.3	55.8	57.9	62.7	60.1	58.4	58.5
Avg. Dist. to Rail [m]	11.0	1.0	2.1	2.3	2.1	1.4	0.5	0.5	0.4	0.4	0.7
Avg. Stride Freq. [Hz]	2.0	2.1	2.0	2.0	2.0	2.0	2.1	2.1	2.1	2.2	2.1
Avg. Stride Length [m]	6.5	7.5	7.5	7.4	7.4	7.3	7.6	7.8	7.6	7.4	7.3



- [ ] Ranking at each section and finish
- .-.- No data available at this section
- NA No data available



Track Rating: Soft 5, Weather: Fine, Rail Position: +10.5m Entire

Section		Overall											Last 600m
Field Times		1600m	1400m	1200m	1000m	800m	600m	600m	600m	600m	600m	600m	600m
		1:45.90 (0:09.47)	1:36.43 (0:11.33)	1:25.10 (0:11.29)	1:13.81 (0:11.57)	1:02.24 (0:12.24)	0:50.00 (0:12.48)	0:37.52 (0:12.55)	0:37.52	0:37.52	0:37.52	0:37.52	0:37.52
Rank	TAB	Horse/Jockey	Barrier	Top Speed [km/h]	Fastest Section								Distance Travelled [m]
1	5	SLY CORNER Karl Zechner	4	62.4 1600m	0:09.71 Overall	1:45.90 [1] (0:09.71)	1:36.19 [3] (0:11.67)	1:24.52 [4] (0:11.57)	1:12.95 [5] (0:11.84)	1:01.11 [5] (0:11.98)	0:49.13 [5] (0:12.32)	0:36.81 [5] (0:12.30)	0:36.81
2	6	VENTUROUS Ryan Maloney	14	65.1 1600m	0:09.47 Overall	1:46.01 [2] (0:09.47)	1:36.54 [1] (0:11.33)	1:25.21 [1] (0:11.29)	1:13.92 [1] (0:11.57)	1:02.35 [1] (0:12.24)	0:50.11 [1] (0:12.48)	0:37.63 [1] (0:12.55)	0:37.63 -2
3	1	KNEZE Paul Hamblin	11	64.1 1600m	0:09.96 Overall	1:46.28 [3] (0:09.96)	1:36.32 [7] (0:11.43)	1:24.89 [5] (0:11.35)	1:13.54 [4] (0:11.60)	1:01.94 [4] (0:12.03)	0:49.91 [4] (0:12.48)	0:37.43 [4] (0:12.56)	0:37.43 +0
4	2	ENUNCIATION James Orman	6	62.6 1400m	0:10.31 Overall	1:46.39 [4] (0:10.31)	1:36.08 [9] (0:11.85)	1:24.23 [9] (0:11.49)	1:12.74 [9] (0:12.01)	1:00.73 [9] (0:12.07)	0:48.66 [10] (0:12.11)	0:36.55 [10] (0:12.13)	0:36.55 -7
5	3	PICK ZA BEANS Kyle Wilson-Taylor	9	62.8 1400m	0:09.80 Overall	1:46.42 [5] (0:09.80)	1:36.62 [5] (0:11.86)	1:24.76 [6] (0:11.51)	1:13.25 [6] (0:11.98)	1:01.27 [6] (0:12.01)	0:49.26 [6] (0:12.20)	0:37.06 [6] (0:12.18)	0:37.06 +5
6	14	TAUPO TIGER Robbie Dolan	3	62.7 1400m	0:09.89 Overall	1:46.47 [6] (0:09.89)	1:36.58 [6] (0:12.02)	1:24.56 [8] (0:11.60)	1:12.96 [8] (0:11.91)	1:01.05 [8] (0:11.97)	0:49.08 [8] (0:12.15)	0:36.93 [8] (0:12.21)	0:36.93 +5
7	9	STAR SEEKER Jai Williams	16	65.7 1400m	0:09.72 Overall	1:46.48 [7] (0:09.72)	1:36.76 [4] (0:11.27)	1:25.49 [2] (0:11.18)	1:14.31 [2] (0:11.65)	1:02.66 [2] (0:12.34)	0:50.32 [2] (0:12.54)	0:37.78 [3] (0:12.49)	0:37.78 +0
8	10	IRISH SALLY Angela Jones	1	63.4 1600m	0:10.07 Overall	1:46.77 [8] (0:10.07)	1:36.70 [8] (0:11.65)	1:25.05 [7] (0:11.57)	1:13.48 [7] (0:12.07)	1:01.41 [7] (0:11.98)	0:49.43 [7] (0:12.16)	0:37.27 [7] (0:12.13)	0:37.27 -2
9	17	SHAMUKA Bailey Wheeler	2	64.2 1600m	0:09.66 Overall	1:47.07 [9] (0:09.66)	1:37.41 [2] (0:11.38)	1:26.03 [3] (0:11.43)	1:14.60 [3] (0:11.73)	1:02.87 [3] (0:12.10)	0:50.77 [3] (0:12.38)	0:38.39 [2] (0:12.63)	0:38.39 -4
10	7	JERONIMOS Justin Huxtable	7	62.9 1400m	0:10.45 Overall	1:47.63 [10] (0:10.45)	1:37.18 [11] (0:12.12)	1:25.06 [11] (0:11.55)	1:13.51 [11] (0:11.87)	1:01.64 [11] (0:11.98)	0:49.66 [11] (0:12.05)	0:37.61 [11] (0:12.03)	0:37.61 +2

Scratched: Saddles (#8), Akemi (#13), Ausbred Bluebird (#4), Power Pack (#15), Shopping Wise (#12), A Dime Approach (#16), Aquarius (#18)



**Ipswich QLD Professional**  
**Race 6: IMPERIAL RACING BENCHMARK 62 Handicap - 1710m**  
 07 June 2024 - 14:52



Track Rating: Soft 5, Weather: Fine, Rail Position: +10.5m Entire

Section	Overall	1600m	1400m	1200m	1000m	800m	600m	Last 600m						
Field Times	1:45.90 (0:09.47)	1:36.43 (0:11.33)	1:25.10 (0:11.29)	1:13.81 (0:11.57)	1:02.24 (0:12.24)	0:50.00 (0:12.48)	0:37.52 (0:12.55)	0:37.52						
Rank	TAB	Horse/Jockey	Barrier	Top Speed [km/h]	Fastest Section				Distance Travelled [m]					
11	11	OSAKA MISS Samantha Collett	13	63.2 1400m	0:10.38 Overall	1:49.60 [11] (0:10.38)	1:39.22 [10] (0:11.92)	1:27.30 [10] (0:11.59)	1:15.71 [10] (0:11.82)	1:03.89 [10] (0:11.94)	0:51.95 [9] (0:12.06)	0:39.89 [9] (0:12.48)	0:39.89	+4

Scratched: Saddles (#8), Akemi (#13), Ausbred Bluebird (#4), Power Pack (#15), Shopping Wise (#12), A Dime Approach (#16), Aquarius (#18)

Track Rating: Soft 5, Weather: Fine, Rail Position: +10.5m Entire

Section				400m	200m			Last 600m			
Field Times				0:24.97 (0:12.40)	0:12.57 (0:12.57)			0:37.52			
Rank	TAB	Horse/Jockey	Barrier	Top Speed [km/h]	Fastest Section	Margin				Distance Travelled [m]	
1	5	<b>SLY CORNER</b> Karl Zechner	4	62.4 1600m	0:09.71 Overall	0:24.51 [4] (0:12.10)	0:12.41 [2] (0:12.41)	1:45.90		0:36.81	
2	6	<b>VENTUROUS</b> Ryan Maloney	14	65.1 1600m	0:09.47 Overall	0:25.08 [1] (0:12.40)	0:12.68 [1] (0:12.68)	0.65L		0:37.63	-2
3	1	<b>KNEZE</b> Paul Hamblin	11	64.1 1600m	0:09.96 Overall	0:24.87 [5] (0:12.39)	0:12.48 [4] (0:12.48)	2.24L		0:37.43	+0
4	2	<b>ENUNCIATION</b> James Orman	6	62.6 1400m	0:10.31 Overall	0:24.42 [9] (0:11.88)	0:12.54 [7] (0:12.54)	2.92L		0:36.55	-7
5	3	<b>PICK ZA BEANS</b> Kyle Wilson-Taylor	9	62.8 1400m	0:09.80 Overall	0:24.88 [6] (0:12.30)	0:12.58 [6] (0:12.58)	3.08L		0:37.06	+5
6	14	<b>TAUPO TIGER</b> Robbie Dolan	3	62.7 1400m	0:09.89 Overall	0:24.72 [8] (0:12.30)	0:12.42 [9] (0:12.42)	3.38L		0:36.93	+5
7	9	<b>STAR SEEKER</b> Jai Williams	16	65.7 1400m	0:09.72 Overall	0:25.29 [2] (0:12.42)	0:12.87 [3] (0:12.87)	3.4L		0:37.78	+0
8	10	<b>IRISH SALLY</b> Angela Jones	1	63.4 1600m	0:10.07 Overall	0:25.14 [7] (0:12.29)	0:12.85 [8] (0:12.85)	5.14L		0:37.27	-2
9	17	<b>SHAMUKA</b> Bailey Wheeler	2	64.2 1600m	0:09.66 Overall	0:25.76 [3] (0:12.52)	0:13.24 [5] (0:13.24)	6.9L		0:38.39	-4
10	7	<b>JERONIMOS</b> Justin Huxtable	7	62.9 1400m	0:10.45 Overall	0:25.58 [10] (0:12.28)	0:13.30 [10] (0:13.30)	10.17L		0:37.61	+2

Scratched: Saddles (#8), Akemi (#13), Ausbred Bluebird (#4), Power Pack (#15), Shopping Wise (#12), A Dime Approach (#16), Aquarius (#18)



Ipswich QLD Professional  
 Race 6: IMPERIAL RACING BENCHMARK 62 Handicap - 1710m  
 07 June 2024 - 14:52



Track Rating: Soft 5, Weather: Fine, Rail Position: +10.5m Entire

Section	400m		200m		Last 600m		
Field Times	0:24.97 (0:12.40)	0:12.57 (0:12.57)			0:37.52		
Rank	TAB	Horse/Jockey	Barrier	Top Speed [km/h]	Fastest Section	Margin	Distance Travelled [m]
11	11	OSAKA MISS	13	63.2	0:10.38	0:27.41 [11] 0:14.39 [11] 21.75L	0:39.89 +4
		Samantha Collett		1400m	Overall	(0:13.02) (0:14.39)	

Scratched: Saddles (#8), Akemi (#13), Ausbred Bluebird (#4), Power Pack (#15), Shopping Wise (#12), A Dime Approach (#16), Aquarius (#18)



Horse/Jockey Name	Sly Corner
Final Rank	1
Fastest Section Time (Section)	0:09.71 (Overall)
Top Speed [km/h] (Section)	62.4 (1600m)
Race State	Finished



### Ipswich QLD Professional

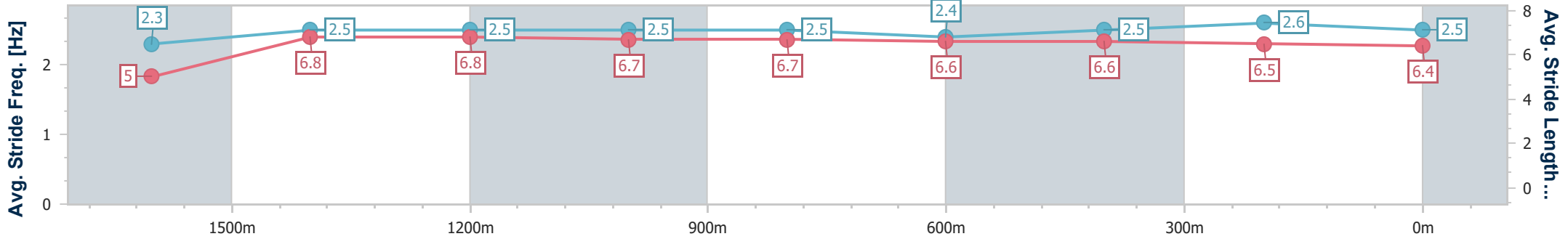
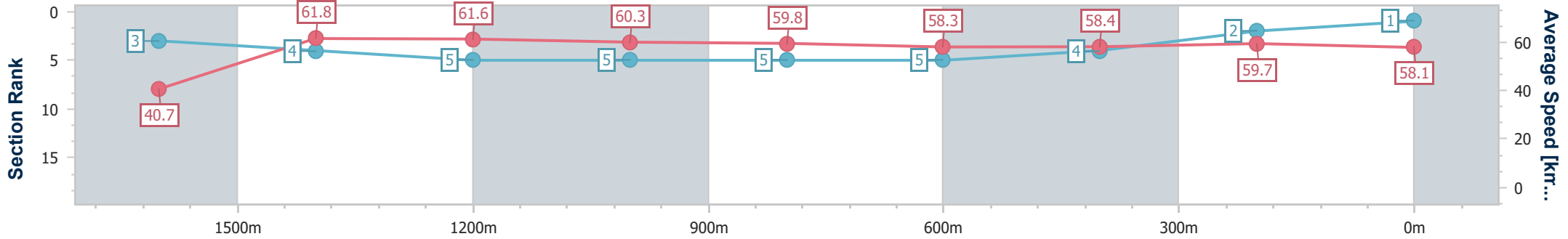
Race 6: IMPERIAL RACING BENCHMARK 62 Handicap - 1710m



07 June 2024 - 14:52

Track Rating: Soft 5, Weather: Fine, Rail Position: +10.5m Entire

Section	Overall	1600m	1400m	1200m	1000m	800m	600m	400m	200m
Section Times	1:45.90 [1] (0:09.71)	1:36.19 [3] (0:11.67)	1:24.52 [4] (0:11.57)	1:12.95 [5] (0:11.84)	1:01.11 [5] (0:11.98)	0:49.13 [5] (0:12.32)	0:36.81 [5] (0:12.30)	0:24.51 [4] (0:12.10)	0:12.41 [2] (0:12.41)
Average Speed [km/h]	40.7	61.8	61.6	60.3	59.8	58.3	58.4	59.7	58.1
Top Speed [km/h]	61.3	62.4	62.1	61.4	60.5	59.4	58.9	60.3	60.1
Avg. Dist. to Rail [m]	2.6	1.1	2.2	2.2	1.0	1.2	0.8	1.0	2.3
Avg. Stride Freq. [Hz]	2.3	2.5	2.5	2.5	2.5	2.4	2.5	2.6	2.5
Avg. Stride Length [m]	5.0	6.8	6.8	6.7	6.7	6.6	6.6	6.5	6.4



- [ ] Ranking at each section and finish
- .-.- No data available at this section
- NA No data available



Horse/Jockey Name	Venturous
Final Rank	2
Fastest Section Time (Section)	0:09.47 (Overall)
Top Speed [km/h] (Section)	65.1 (1600m)
Race State	Finished



### Ipswich QLD Professional

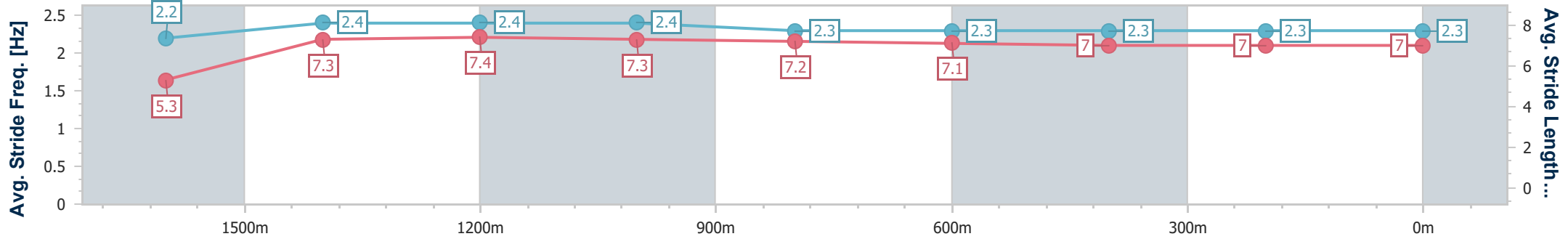
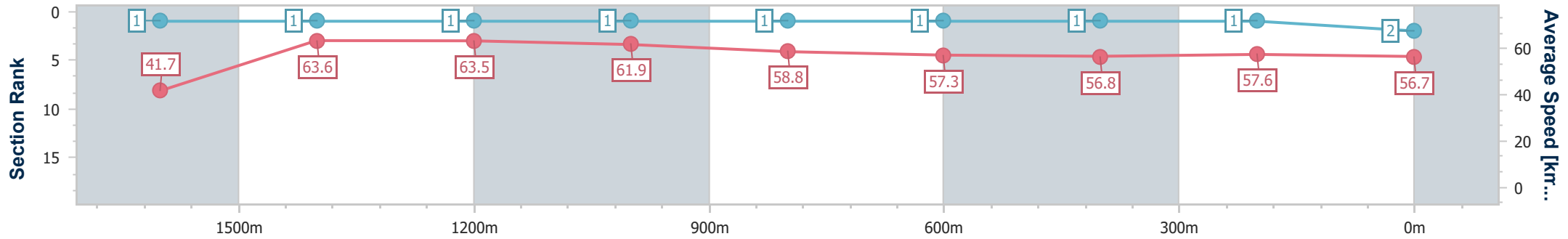
Race 6: IMPERIAL RACING BENCHMARK 62 Handicap - 1710m



07 June 2024 - 14:52

Track Rating: Soft 5, Weather: Fine, Rail Position: +10.5m Entire

Section	Overall	1600m	1400m	1200m	1000m	800m	600m	400m	200m
Section Times	1:46.01 [2] (0:09.47)	1:36.54 [1] (0:11.33)	1:25.21 [1] (0:11.29)	1:13.92 [1] (0:11.57)	1:02.35 [1] (0:12.24)	0:50.11 [1] (0:12.48)	0:37.63 [1] (0:12.55)	0:25.08 [1] (0:12.40)	0:12.68 [1] (0:12.68)
Average Speed [km/h]	41.7	63.6	63.5	61.9	58.8	57.3	56.8	57.6	56.7
Top Speed [km/h]	62.1	65.1	63.8	63.8	60.2	58.2	57.4	58.6	57.9
Avg. Dist. to Rail [m]	6.7	1.4	1.4	0.9	0.3	1.1	1.9	2.2	0.8
Avg. Stride Freq. [Hz]	2.2	2.4	2.4	2.4	2.3	2.3	2.3	2.3	2.3
Avg. Stride Length [m]	5.3	7.3	7.4	7.3	7.2	7.1	7.0	7.0	7.0



- [ ] Ranking at each section and finish
- .-.- No data available at this section
- NA No data available



Horse/Jockey Name	Kneze
Final Rank	3
Fastest Section Time (Section)	0:09.96 (Overall)
Top Speed [km/h] (Section)	64.1 (1600m)
Race State	Finished



### Ipswich QLD Professional

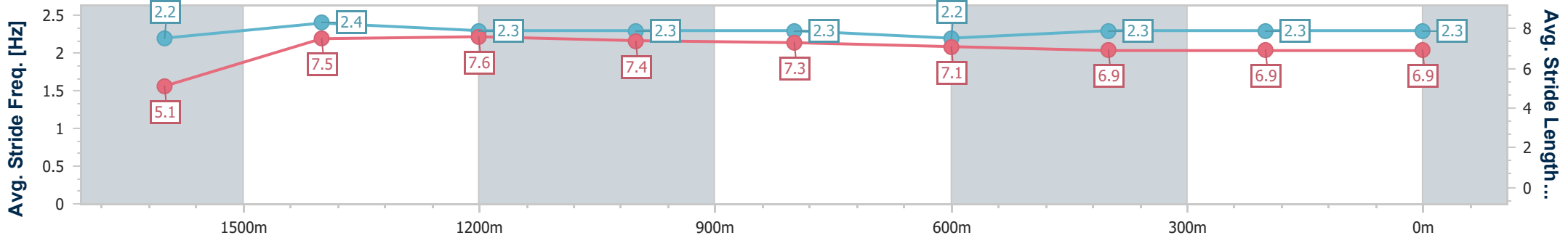
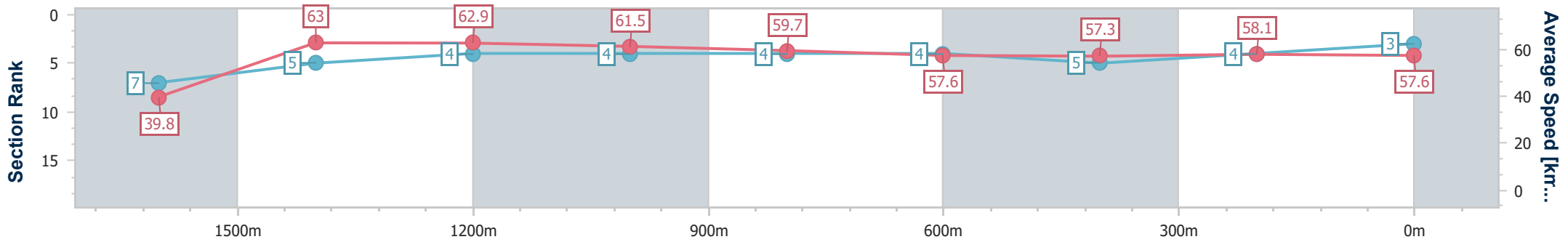
Race 6: IMPERIAL RACING BENCHMARK 62 Handicap - 1710m

07 June 2024 - 14:52



Track Rating: Soft 5, Weather: Fine, Rail Position: +10.5m Entire

Section	Overall	1600m	1400m	1200m	1000m	800m	600m	400m	200m
Section Times	1:46.28 [3] (0:09.96)	1:36.32 [7] (0:11.43)	1:24.89 [5] (0:11.35)	1:13.54 [4] (0:11.60)	1:01.94 [4] (0:12.03)	0:49.91 [4] (0:12.48)	0:37.43 [4] (0:12.56)	0:24.87 [5] (0:12.39)	0:12.48 [4] (0:12.48)
Average Speed [km/h]	39.8	63.0	62.9	61.5	59.7	57.6	57.3	58.1	57.6
Top Speed [km/h]	61.9	64.1	63.6	62.7	61.3	58.6	58.6	58.8	59.8
Avg. Dist. to Rail [m]	6.2	1.0	2.2	1.9	0.4	0.6	0.3	0.8	2.0
Avg. Stride Freq. [Hz]	2.2	2.4	2.3	2.3	2.3	2.2	2.3	2.3	2.3
Avg. Stride Length [m]	5.1	7.5	7.6	7.4	7.3	7.1	6.9	6.9	6.9



- [ ] Ranking at each section and finish
- .-.- No data available at this section
- NA No data available



Horse/Jockey Name	Enunciation
Final Rank	4
Fastest Section Time (Section)	0:10.31 (Overall)
Top Speed [km/h] (Section)	62.6 (1400m)
Race State	Finished



### Ipswich QLD Professional

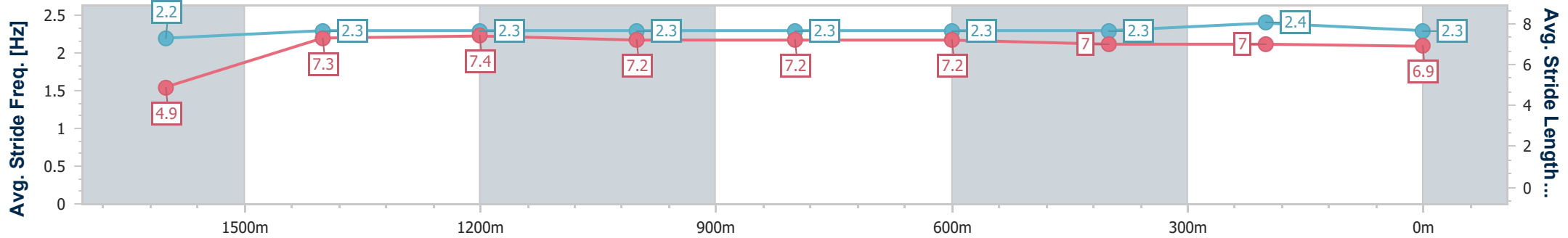
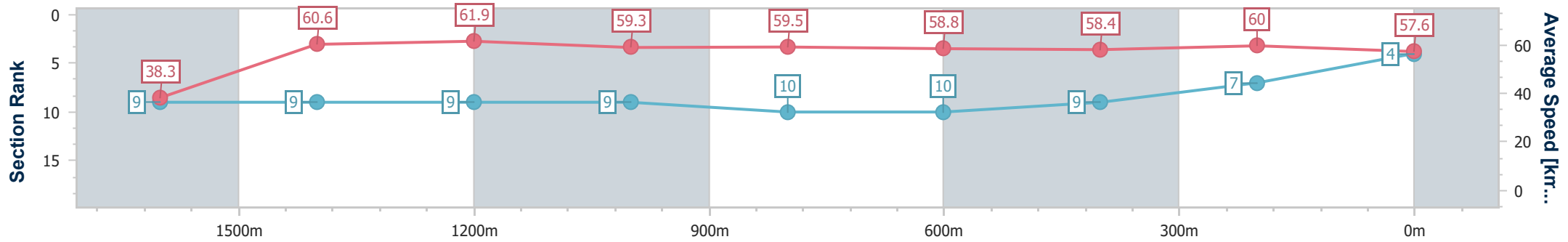
Race 6: IMPERIAL RACING BENCHMARK 62 Handicap - 1710m



07 June 2024 - 14:52

Track Rating: Soft 5, Weather: Fine, Rail Position: +10.5m Entire

Section	Overall	1600m	1400m	1200m	1000m	800m	600m	400m	200m
Section Times	1:46.39 [4] (0:10.31)	1:36.08 [9] (0:11.85)	1:24.23 [9] (0:11.49)	1:12.74 [9] (0:12.01)	1:00.73 [9] (0:12.07)	0:48.66 [10] (0:12.11)	0:36.55 [10] (0:12.13)	0:24.42 [9] (0:11.88)	0:12.54 [7] (0:12.54)
Average Speed [km/h]	38.3	60.6	61.9	59.3	59.5	58.8	58.4	60.0	57.6
Top Speed [km/h]	58.6	61.2	62.6	61.5	60.0	59.4	59.7	60.8	59.5
Avg. Dist. to Rail [m]	2.5	2.8	2.7	2.2	1.5	2.6	2.9	2.6	1.6
Avg. Stride Freq. [Hz]	2.2	2.3	2.3	2.3	2.3	2.3	2.3	2.4	2.3
Avg. Stride Length [m]	4.9	7.3	7.4	7.2	7.2	7.2	7.0	7.0	6.9



- [ ] Ranking at each section and finish
- .-.- No data available at this section
- NA No data available





Horse/Jockey Name	Pick Za Beans
Final Rank	5
Fastest Section Time (Section)	0:09.80 (Overall)
Top Speed [km/h] (Section)	62.8 (1400m)
Race State	Finished



### Ipswich QLD Professional

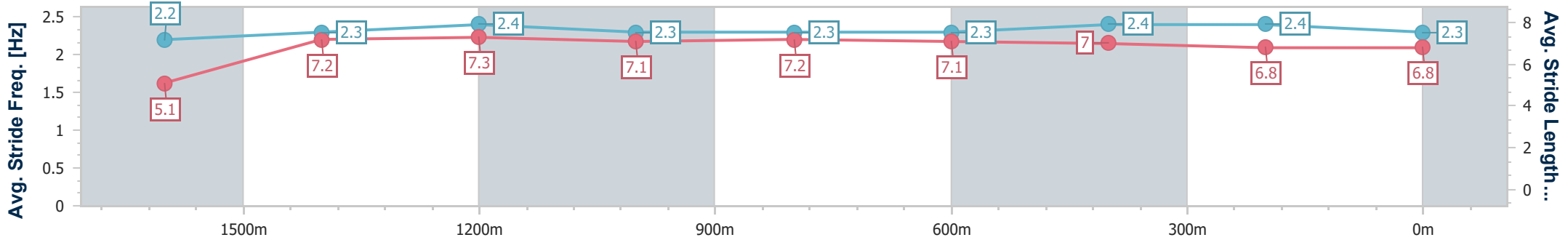
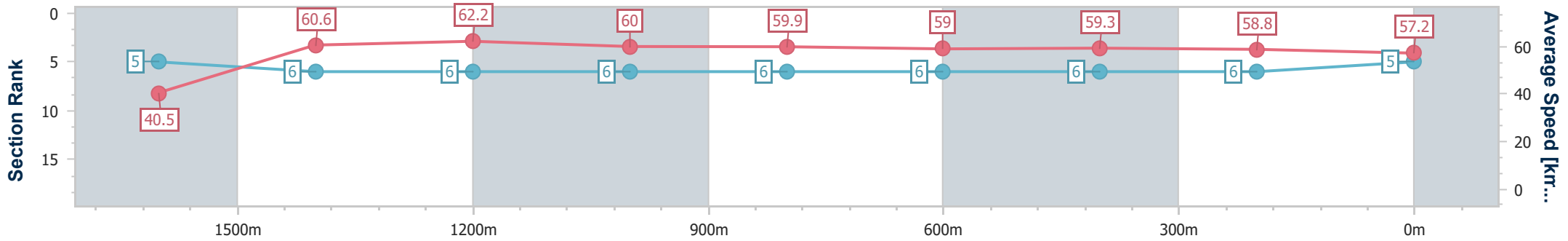
Race 6: IMPERIAL RACING BENCHMARK 62 Handicap - 1710m

07 June 2024 - 14:52



Track Rating: Soft 5, Weather: Fine, Rail Position: +10.5m Entire

Section	Overall	1600m	1400m	1200m	1000m	800m	600m	400m	200m
Section Times	1:46.42 [5] (0:09.80)	1:36.62 [5] (0:11.86)	1:24.76 [6] (0:11.51)	1:13.25 [6] (0:11.98)	1:01.27 [6] (0:12.01)	0:49.26 [6] (0:12.20)	0:37.06 [6] (0:12.18)	0:24.88 [6] (0:12.30)	0:12.58 [6] (0:12.58)
Average Speed [km/h]	40.5	60.6	62.2	60.0	59.9	59.0	59.3	58.8	57.2
Top Speed [km/h]	61.9	61.7	62.8	61.6	60.2	59.9	59.9	59.5	58.4
Avg. Dist. to Rail [m]	4.3	1.2	1.2	0.9	0.4	0.2	0.4	1.6	2.3
Avg. Stride Freq. [Hz]	2.2	2.3	2.4	2.3	2.3	2.3	2.4	2.4	2.3
Avg. Stride Length [m]	5.1	7.2	7.3	7.1	7.2	7.1	7.0	6.8	6.8



- [ ] Ranking at each section and finish
- .-.- No data available at this section
- NA No data available



Horse/Jockey Name	Taupo Tiger
Final Rank	6
Fastest Section Time (Section)	0:09.89 (Overall)
Top Speed [km/h] (Section)	62.7 (1400m)
Race State	Finished



### Ipswich QLD Professional

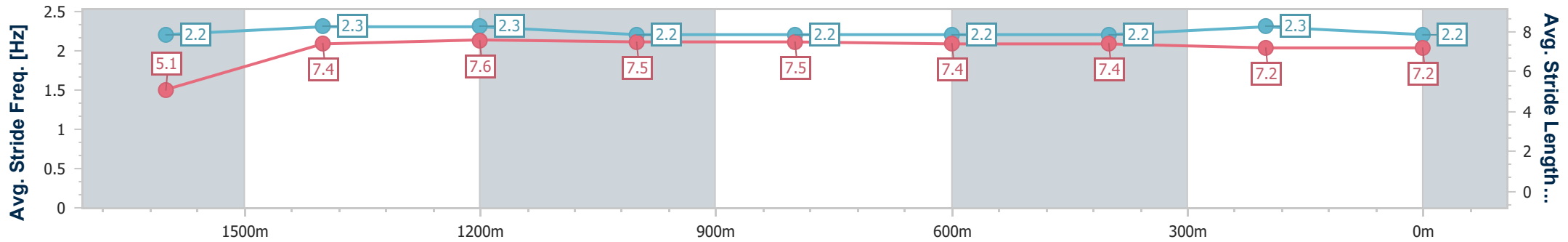
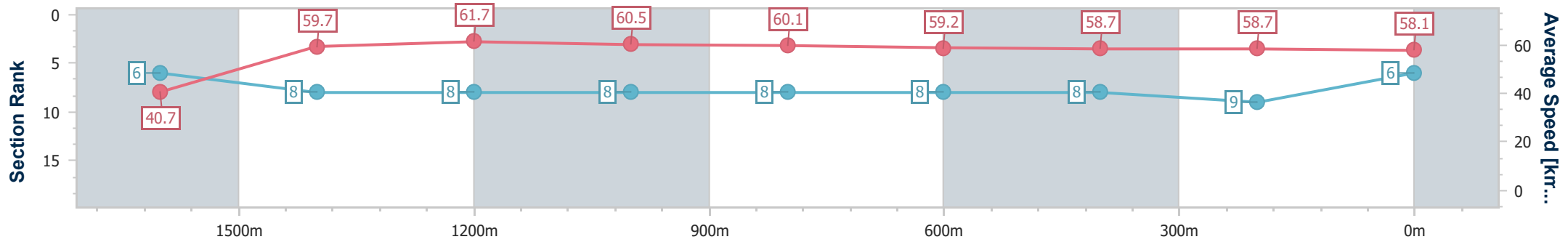
Race 6: IMPERIAL RACING BENCHMARK 62 Handicap - 1710m



07 June 2024 - 14:52

Track Rating: Soft 5, Weather: Fine, Rail Position: +10.5m Entire

Section	Overall	1600m	1400m	1200m	1000m	800m	600m	400m	200m
Section Times	1:46.47 [6] (0:09.89)	1:36.58 [6] (0:12.02)	1:24.56 [8] (0:11.60)	1:12.96 [8] (0:11.91)	1:01.05 [8] (0:11.97)	0:49.08 [8] (0:12.15)	0:36.93 [8] (0:12.21)	0:24.72 [8] (0:12.30)	0:12.42 [9] (0:12.42)
Average Speed [km/h]	40.7	59.7	61.7	60.5	60.1	59.2	58.7	58.7	58.1
Top Speed [km/h]	59.0	60.5	62.7	62.0	60.8	59.8	59.5	59.7	60.1
Avg. Dist. to Rail [m]	2.0	1.5	1.3	0.9	0.4	0.3	0.5	1.3	3.3
Avg. Stride Freq. [Hz]	2.2	2.3	2.3	2.2	2.2	2.2	2.2	2.3	2.2
Avg. Stride Length [m]	5.1	7.4	7.6	7.5	7.5	7.4	7.4	7.2	7.2



- [ ] Ranking at each section and finish
- .-.- No data available at this section
- NA No data available



Horse/Jockey Name	Star Seeker
Final Rank	7
Fastest Section Time (Section)	0:09.72 (Overall)
Top Speed [km/h] (Section)	65.7 (1400m)
Race State	Finished



### Ipswich QLD Professional

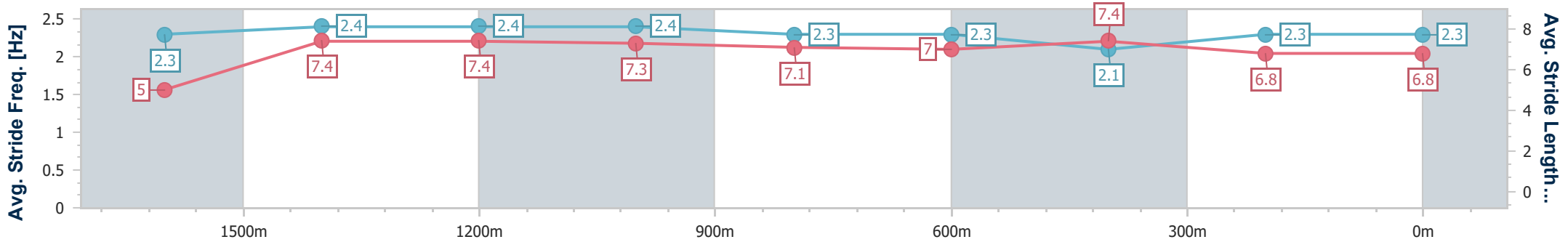
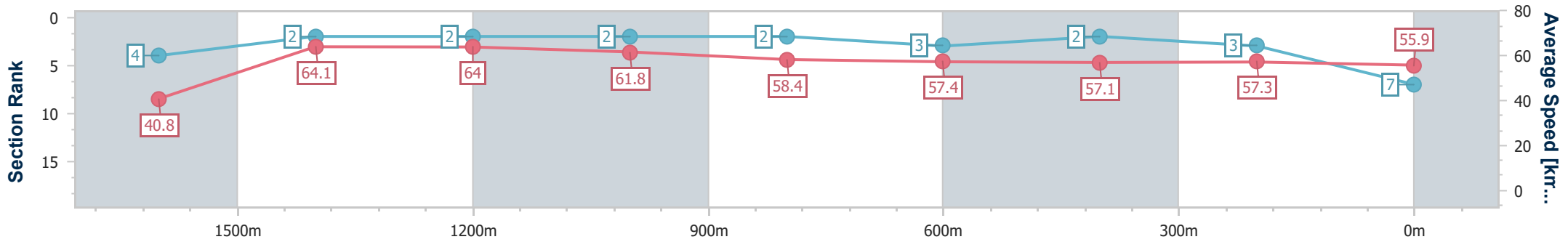
Race 6: IMPERIAL RACING BENCHMARK 62 Handicap - 1710m

07 June 2024 - 14:52



Track Rating: Soft 5, Weather: Fine, Rail Position: +10.5m Entire

Section	Overall	1600m	1400m	1200m	1000m	800m	600m	400m	200m
Section Times	1:46.48 [7] (0:09.72)	1:36.76 [4] (0:11.27)	1:25.49 [2] (0:11.18)	1:14.31 [2] (0:11.65)	1:02.66 [2] (0:12.34)	0:50.32 [2] (0:12.54)	0:37.78 [3] (0:12.49)	0:25.29 [2] (0:12.42)	0:12.87 [3] (0:12.87)
Average Speed [km/h]	40.8	64.1	64.0	61.8	58.4	57.4	57.1	57.3	55.9
Top Speed [km/h]	63.3	64.8	65.7	63.8	59.9	58.9	58.5	57.8	57.9
Avg. Dist. to Rail [m]	7.6	1.6	1.0	0.6	1.0	0.5	2.5	2.2	0.9
Avg. Stride Freq. [Hz]	2.3	2.4	2.4	2.4	2.3	2.3	2.1	2.3	2.3
Avg. Stride Length [m]	5.0	7.4	7.4	7.3	7.1	7.0	7.4	6.8	6.8



- [ ] Ranking at each section and finish
- .-.- No data available at this section
- NA No data available



Horse/Jockey Name	Irish Sally
Final Rank	8
Fastest Section Time (Section)	0:10.07 (Overall)
Top Speed [km/h] (Section)	63.4 (1600m)
Race State	Finished



### Ipswich QLD Professional

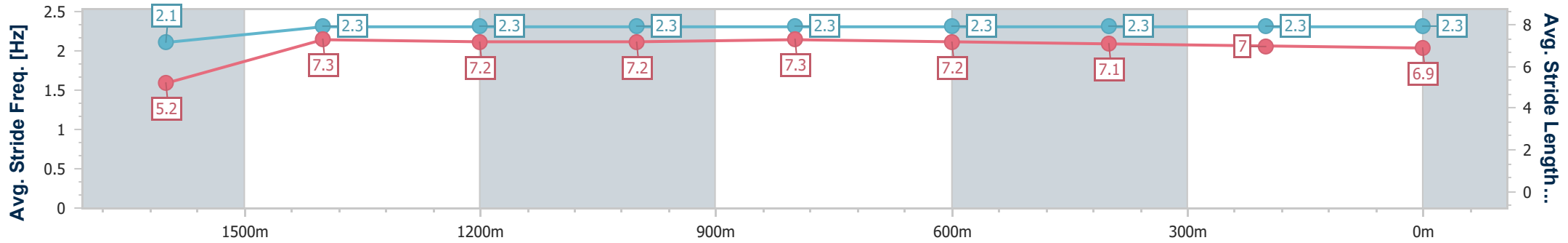
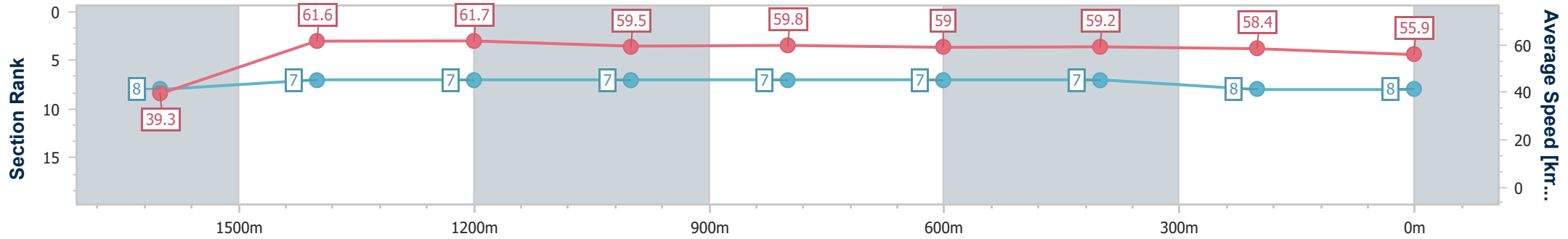
Race 6: IMPERIAL RACING BENCHMARK 62 Handicap - 1710m

07 June 2024 - 14:52



Track Rating: Soft 5, Weather: Fine, Rail Position: +10.5m Entire

Section	Overall	1600m	1400m	1200m	1000m	800m	600m	400m	200m
Section Times	1:46.77 [8] (0:10.07)	1:36.70 [8] (0:11.65)	1:25.05 [7] (0:11.57)	1:13.48 [7] (0:12.07)	1:01.41 [7] (0:11.98)	0:49.43 [7] (0:12.16)	0:37.27 [7] (0:12.13)	0:25.14 [7] (0:12.29)	0:12.85 [8] (0:12.85)
Average Speed [km/h]	39.3	61.6	61.7	59.5	59.8	59.0	59.2	58.4	55.9
Top Speed [km/h]	59.1	63.4	62.7	60.7	60.7	59.4	59.8	59.6	57.5
Avg. Dist. to Rail [m]	1.4	2.2	2.1	1.6	0.6	1.1	1.2	0.7	0.3
Avg. Stride Freq. [Hz]	2.1	2.3	2.3	2.3	2.3	2.3	2.3	2.3	2.3
Avg. Stride Length [m]	5.2	7.3	7.2	7.2	7.3	7.2	7.1	7.0	6.9



- [ ] Ranking at each section and finish
- .-.- No data available at this section
- NA No data available



Horse/Jockey Name	Shamuka
Final Rank	9
Fastest Section Time (Section)	0:09.66 (Overall)
Top Speed [km/h] (Section)	64.2 (1600m)
Race State	Finished



Ipswich QLD Professional

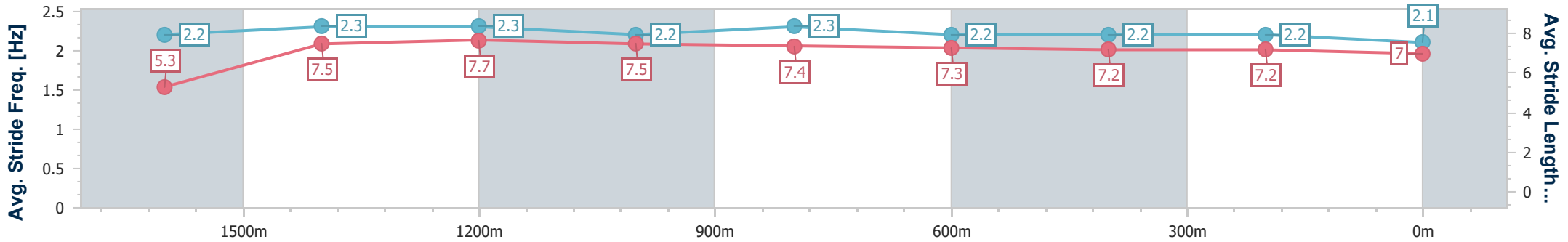
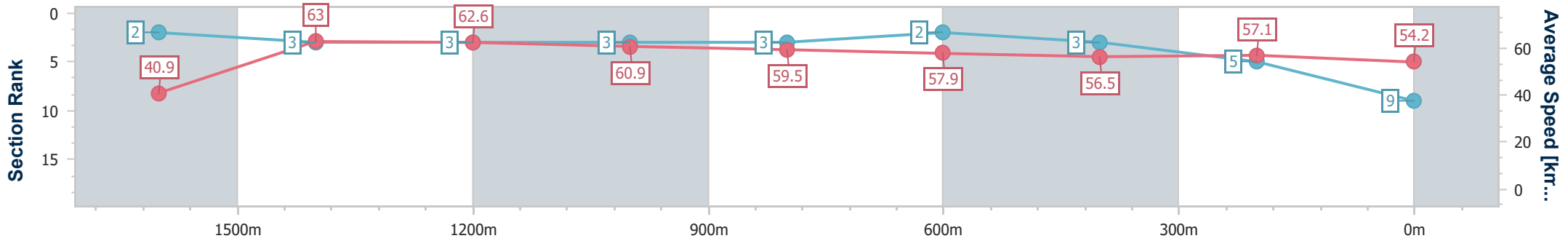
Race 6: IMPERIAL RACING BENCHMARK 62 Handicap - 1710m



07 June 2024 - 14:52

Track Rating: Soft 5, Weather: Fine, Rail Position: +10.5m Entire

Section	Overall	1600m	1400m	1200m	1000m	800m	600m	400m	200m
Section Times	1:47.07 [9] (0:09.66)	1:37.41 [2] (0:11.38)	1:26.03 [3] (0:11.43)	1:14.60 [3] (0:11.73)	1:02.87 [3] (0:12.10)	0:50.77 [3] (0:12.38)	0:38.39 [2] (0:12.63)	0:25.76 [3] (0:12.52)	0:13.24 [5] (0:13.24)
Average Speed [km/h]	40.9	63.0	62.6	60.9	59.5	57.9	56.5	57.1	54.2
Top Speed [km/h]	60.9	64.2	62.8	61.9	60.4	58.5	57.5	57.8	56.5
Avg. Dist. to Rail [m]	1.6	1.7	2.0	1.4	0.6	1.5	1.7	2.0	1.9
Avg. Stride Freq. [Hz]	2.2	2.3	2.3	2.2	2.3	2.2	2.2	2.2	2.1
Avg. Stride Length [m]	5.3	7.5	7.7	7.5	7.4	7.3	7.2	7.2	7.0



- [ ] Ranking at each section and finish
- .-.- No data available at this section
- NA No data available



Horse/Jockey Name	Jeronimos
Final Rank	10
Fastest Section Time (Section)	0:10.45 (Overall)
Top Speed [km/h] (Section)	62.9 (1400m)
Race State	Finished



### Ipswich QLD Professional

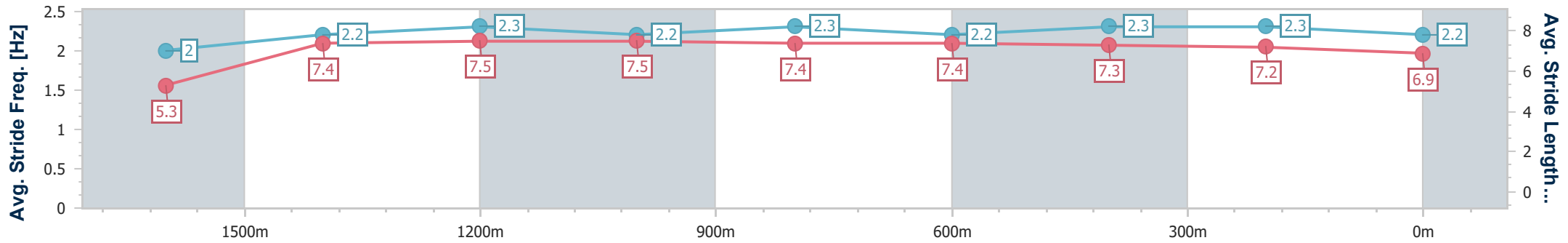
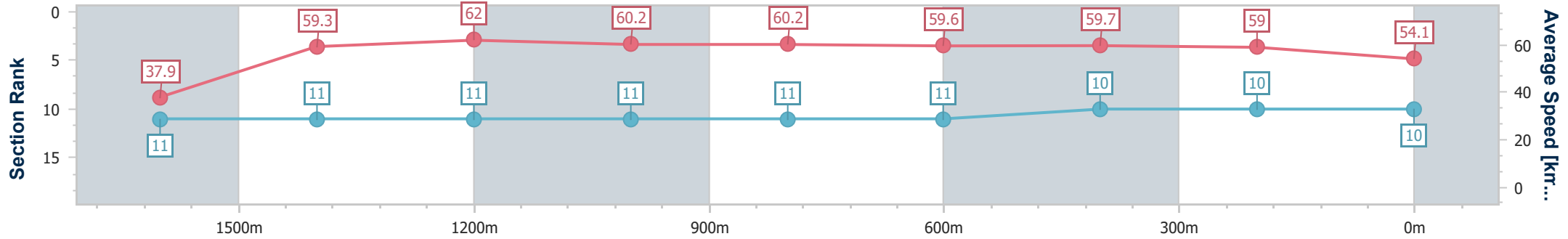
Race 6: IMPERIAL RACING BENCHMARK 62 Handicap - 1710m

07 June 2024 - 14:52



Track Rating: Soft 5, Weather: Fine, Rail Position: +10.5m Entire

Section	Overall	1600m	1400m	1200m	1000m	800m	600m	400m	200m
Section Times	1:47.63 [10] (0:10.45)	1:37.18 [11] (0:12.12)	1:25.06 [11] (0:11.55)	1:13.51 [11] (0:11.87)	1:01.64 [11] (0:11.98)	0:49.66 [11] (0:12.05)	0:37.61 [11] (0:12.03)	0:25.58 [10] (0:12.28)	0:13.30 [10] (0:13.30)
Average Speed [km/h]	37.9	59.3	62.0	60.2	60.2	59.6	59.7	59.0	54.1
Top Speed [km/h]	57.2	61.6	62.9	62.4	61.8	60.5	60.6	59.7	58.0
Avg. Dist. to Rail [m]	3.8	1.3	1.3	1.5	0.6	0.8	0.2	2.6	2.8
Avg. Stride Freq. [Hz]	2.0	2.2	2.3	2.2	2.3	2.2	2.3	2.3	2.2
Avg. Stride Length [m]	5.3	7.4	7.5	7.5	7.4	7.4	7.3	7.2	6.9



- [ ] Ranking at each section and finish
- .-.- No data available at this section
- NA No data available



Horse/Jockey Name	Osaka Miss
Final Rank	11
Fastest Section Time (Section)	0:10.38 (Overall)
Top Speed [km/h] (Section)	63.2 (1400m)
Race State	Finished



### Ipswich QLD Professional

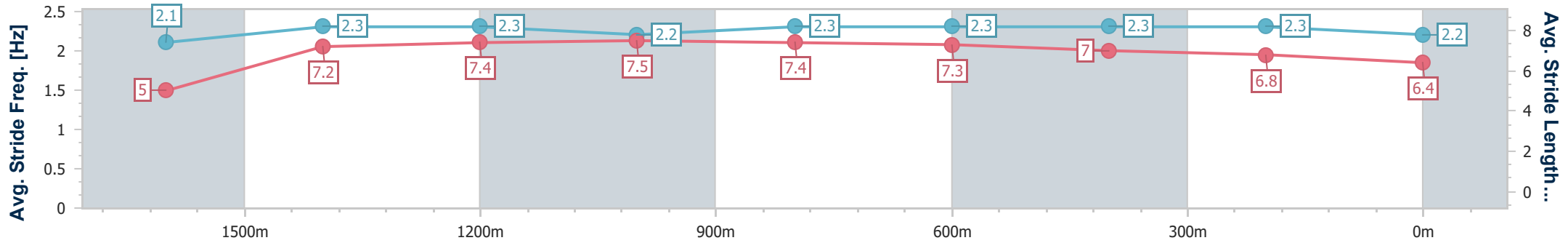
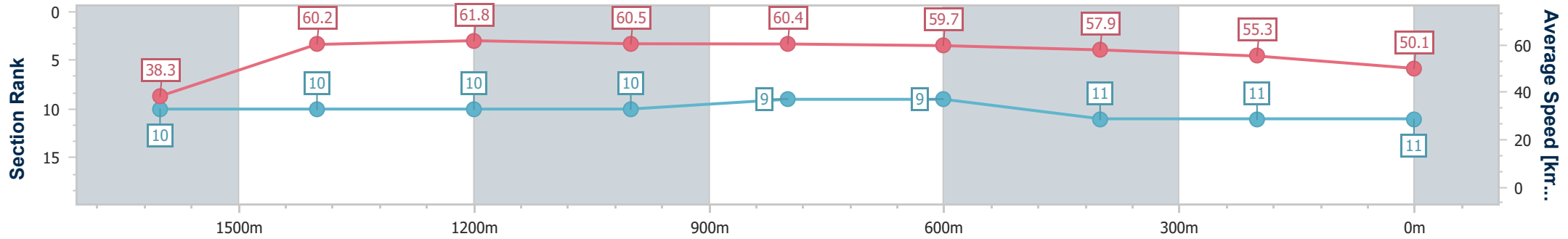
Race 6: IMPERIAL RACING BENCHMARK 62 Handicap - 1710m

07 June 2024 - 14:52



Track Rating: Soft 5, Weather: Fine, Rail Position: +10.5m Entire

Section	Overall	1600m	1400m	1200m	1000m	800m	600m	400m	200m
Section Times	1:49.60 [11] (0:10.38)	1:39.22 [10] (0:11.92)	1:27.30 [10] (0:11.59)	1:15.71 [10] (0:11.82)	1:03.89 [10] (0:11.94)	0:51.95 [9] (0:12.06)	0:39.89 [9] (0:12.48)	0:27.41 [11] (0:13.02)	0:14.39 [11] (0:14.39)
Average Speed [km/h]	38.3	60.2	61.8	60.5	60.4	59.7	57.9	55.3	50.1
Top Speed [km/h]	58.5	62.1	63.2	62.5	61.4	60.4	59.3	56.6	54.7
Avg. Dist. to Rail [m]	5.5	1.1	1.4	1.1	0.2	0.2	0.9	0.6	0.9
Avg. Stride Freq. [Hz]	2.1	2.3	2.3	2.2	2.3	2.3	2.3	2.3	2.2
Avg. Stride Length [m]	5.0	7.2	7.4	7.5	7.4	7.3	7.0	6.8	6.4



- [ ] Ranking at each section and finish
- .-.- No data available at this section
- NA No data available

# Ipswich QLD Professional

## Race 7: RIVER 94.9FM RATINGS BAND 0 - 62 Handicap - 1200m

07 June 2024 - 15:30

Track Rating: Soft 5, Weather: Fine, Rail Position: +10.5m Entire

Section		Field Times										Last 600m					
		Overall	1000m	800m	600m	400m	200m						0:36.05				
		1:12.02 (0:14.03)	0:57.99 (0:10.71)	0:47.28 (0:11.23)	0:36.05 (0:11.91)	0:24.14 (0:12.14)	0:12.00 (0:12.00)										
Rank	TAB	Horse/Jockey	Barrier	Top Speed [km/h]	Fastest Section											Margin	Distance Travelled [m]
1	12	<b>KALUMBURU</b> Justin Huxtable	3	67.9	0:10.87	1:12.02 [1] (0:14.56)	0:57.46 [7] (0:10.87)	0:46.59 [7] (0:11.25)	0:35.34 [8] (0:11.93)	0:23.41 [8] (0:11.77)	0:11.64 [3] (0:11.64)	1:12.02	0:35.34				
2	10	<b>ROLLING ROCK</b> Damien Thornton	14	66.6	0:11.01	1:12.22 [2] (0:14.74)	0:57.48 [9] (0:11.01)	0:46.47 [10] (0:11.14)	0:35.33 [10] (0:11.75)	0:23.58 [9] (0:11.88)	0:11.70 [6] (0:11.70)	1.18L	0:35.33	+4			
3	7	<b>WINSOME STAR</b> Vlad Duric	15	67.1	0:10.87	1:12.27 [3] (0:14.77)	0:57.50 [10] (0:10.87)	0:46.63 [9] (0:11.25)	0:35.38 [9] (0:11.95)	0:23.43 [10] (0:11.79)	0:11.64 [9] (0:11.64)	1.5L	0:35.38	+0			
4	3	<b>COSTNER</b> James Orman	1	67.0	0:10.91	1:12.74 [4] (0:14.34)	0:58.40 [6] (0:10.91)	0:47.49 [6] (0:11.25)	0:36.24 [6] (0:11.93)	0:24.31 [7] (0:12.06)	0:12.25 [4] (0:12.25)	4.26L	0:36.24	-1			
5	4	<b>FIRST PEOPLES</b> Wayne O'Connell	12	68.6	0:10.64	1:12.88 [5] (0:14.15)	0:58.73 [2] (0:10.64)	0:48.09 [2] (0:11.18)	0:36.91 [1] (0:11.91)	0:25.00 [1] (0:12.14)	0:12.86 [1] (0:12.86)	5.09L	0:36.91	+3			
6	13	<b>ALAKAI SWAMP</b> Paul Hammersley	6	67.4	0:10.71	1:12.96 [6] (0:14.03)	0:58.93 [1] (0:10.71)	0:48.22 [1] (0:11.28)	0:36.94 [2] (0:12.05)	0:24.89 [2] (0:12.27)	0:12.62 [2] (0:12.62)	5.57L	0:36.94	+0			
7	8	<b>INCA TRAIL</b> Ryan Maloney	2	67.3	0:10.89	1:13.10 [7] (0:14.24)	0:58.86 [5] (0:10.89)	0:47.97 [4] (0:11.34)	0:36.63 [5] (0:11.87)	0:24.76 [5] (0:12.28)	0:12.48 [8] (0:12.48)	6.37L	0:36.63	+2			
8	1	<b>ALMIGHTY RISING</b> Michael Cahill	7	66.9	0:10.93	1:13.28 [8] (0:14.61)	0:58.67 [8] (0:10.93)	0:47.74 [8] (0:11.09)	0:36.65 [7] (0:11.76)	0:24.89 [6] (0:12.10)	0:12.79 [5] (0:12.79)	7.41L	0:36.65	+4			
9	2	<b>HUSSON'S REVENGE</b> Bailey Wheeler	18	66.7	0:10.95	1:13.70 [9] (0:14.19)	0:59.51 [4] (0:10.95)	0:48.56 [5] (0:11.23)	0:37.33 [4] (0:11.90)	0:25.43 [4] (0:12.33)	0:13.10 [7] (0:13.10)	9.9L	0:37.33	+8			
10	9	<b>EVER SO CLEVER</b> Angela Jones	10	67.8	0:10.73	1:13.79 [10] (0:14.17)	0:59.62 [3] (0:10.73)	0:48.89 [3] (0:11.37)	0:37.52 [3] (0:11.92)	0:25.60 [3] (0:12.50)	0:13.10 [10] (0:13.10)	10.43L	0:37.52	+3			

Scratched: Shapin Power (#17), Pangaea (#6), Saddle Boy (#11), Cherry Soda (#15), Crown Guinea (#18), Rimbaud (#5), Whiskey And Beer (#14), Naughty Words (#16)





Horse/Jockey Name	Kalumburu
Final Rank	1
Fastest Section Time (Section)	0:10.87 (1000m)
Top Speed [km/h] (Section)	67.9 (1000m)
Race State	Finished



### Ipswich QLD Professional

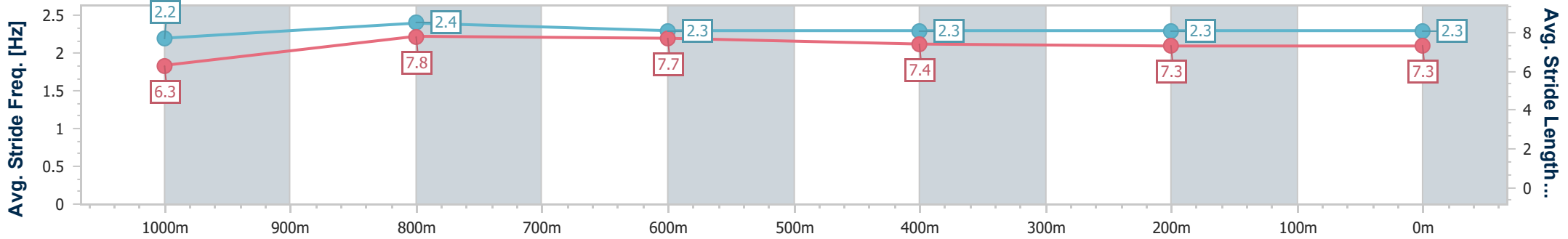
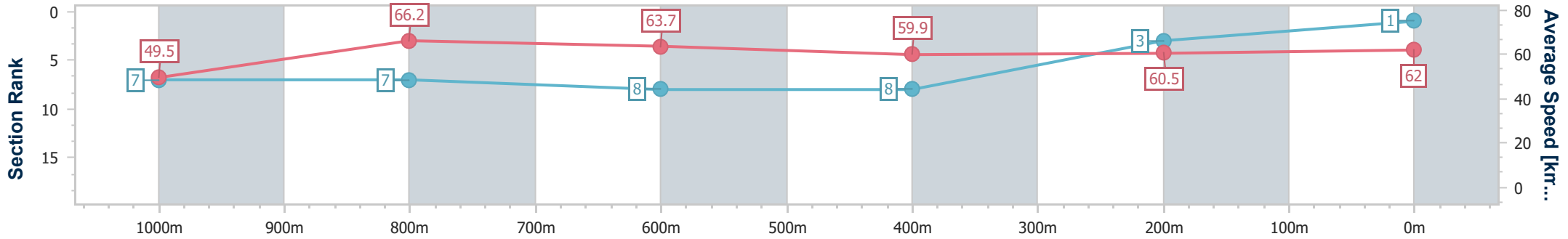
Race 7: RIVER 94.9FM RATINGS BAND 0 - 62 Handicap - 1200m



07 June 2024 - 15:30

Track Rating: Soft 5, Weather: Fine, Rail Position: +10.5m Entire

Section	Overall	1000m	800m	600m	400m	200m
Section Times	1:12.02 [1] (0:14.56)	0:57.46 [7] (0:10.87)	0:46.59 [7] (0:11.25)	0:35.34 [8] (0:11.93)	0:23.41 [8] (0:11.77)	0:11.64 [3] (0:11.64)
Average Speed [km/h]	49.5	66.2	63.7	59.9	60.5	62.0
Top Speed [km/h]	64.9	67.9	66.1	61.8	63.2	63.5
Avg. Dist. to Rail [m]	2.5	0.8	1.4	2.4	2.7	2.2
Avg. Stride Freq. [Hz]	2.2	2.4	2.3	2.3	2.3	2.3
Avg. Stride Length [m]	6.3	7.8	7.7	7.4	7.3	7.3



- [ ] Ranking at each section and finish
- .-.- No data available at this section
- NA No data available



Horse/Jockey Name	Rolling Rock
Final Rank	2
Fastest Section Time (Section)	0:11.01 (1000m)
Top Speed [km/h] (Section)	66.6 (1000m)
Race State	Finished



### Ipswich QLD Professional

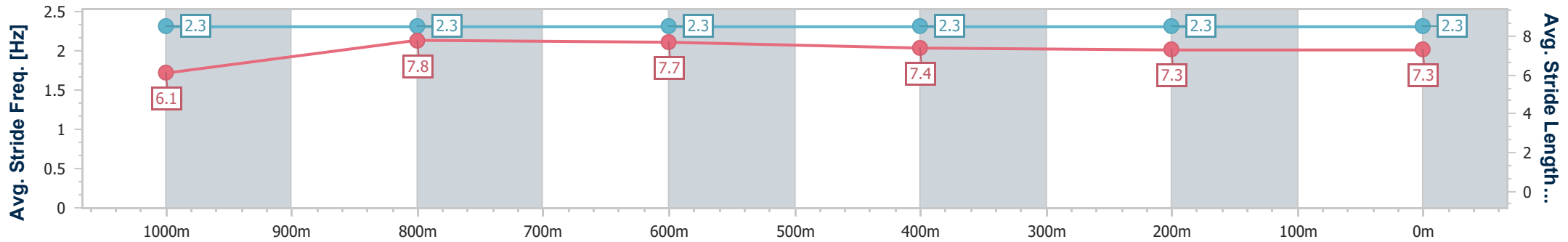
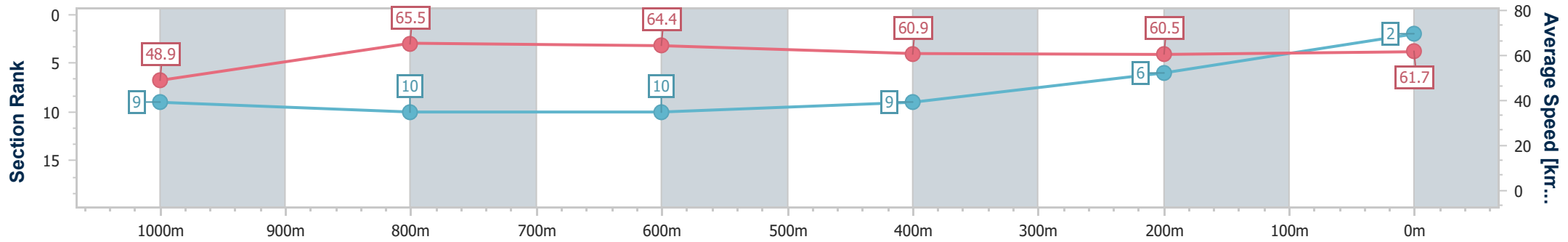
Race 7: RIVER 94.9FM RATINGS BAND 0 - 62 Handicap - 1200m

07 June 2024 - 15:30



Track Rating: Soft 5, Weather: Fine, Rail Position: +10.5m Entire

Section	Overall	1000m	800m	600m	400m	200m
Section Times	1:12.22 [2] (0:14.74)	0:57.48 [9] (0:11.01)	0:46.47 [10] (0:11.14)	0:35.33 [10] (0:11.75)	0:23.58 [9] (0:11.88)	0:11.70 [6] (0:11.70)
Average Speed [km/h]	48.9	65.5	64.4	60.9	60.5	61.7
Top Speed [km/h]	64.6	66.6	66.2	63.1	62.3	62.8
Avg. Dist. to Rail [m]	7.0	0.9	0.8	1.3	1.6	1.9
Avg. Stride Freq. [Hz]	2.3	2.3	2.3	2.3	2.3	2.3
Avg. Stride Length [m]	6.1	7.8	7.7	7.4	7.3	7.3



- [ ] Ranking at each section and finish
- .-.- No data available at this section
- NA No data available



Horse/Jockey Name	Winsome Star
Final Rank	3
Fastest Section Time (Section)	0:10.87 (1000m)
Top Speed [km/h] (Section)	67.1 (1000m)
Race State	Finished



### Ipswich QLD Professional

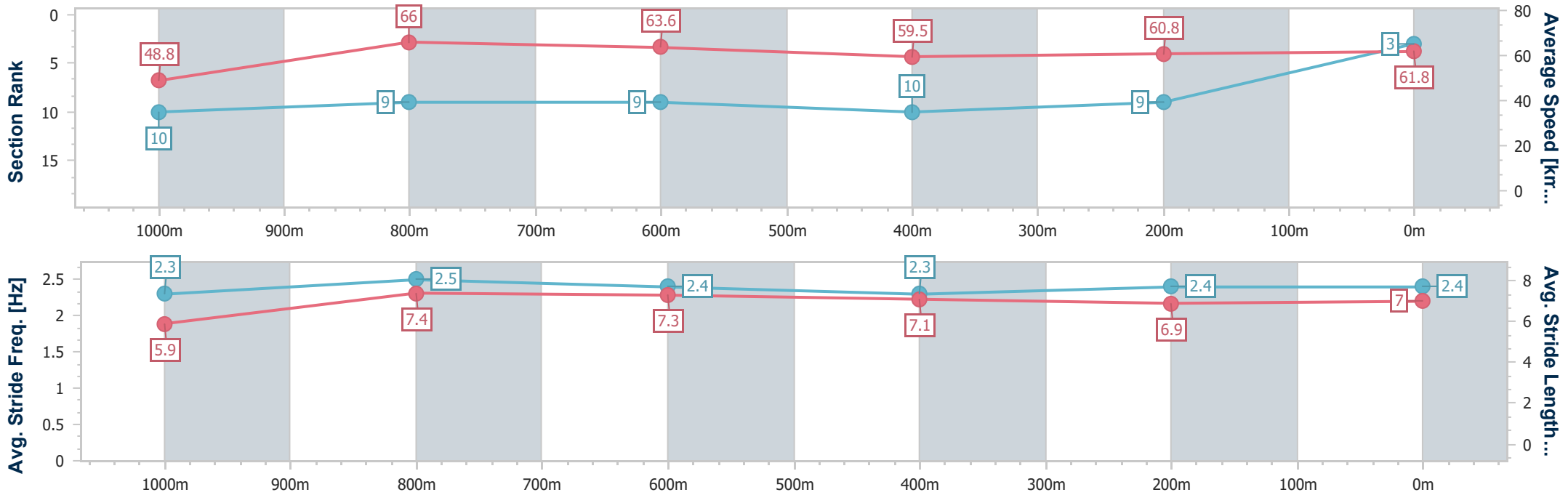
Race 7: RIVER 94.9FM RATINGS BAND 0 - 62 Handicap - 1200m

07 June 2024 - 15:30



Track Rating: Soft 5, Weather: Fine, Rail Position: +10.5m Entire

Section	Overall	1000m	800m	600m	400m	200m
Section Times	1:12.27 [3] (0:14.77)	0:57.50 [10] (0:10.87)	0:46.63 [9] (0:11.25)	0:35.38 [9] (0:11.95)	0:23.43 [10] (0:11.79)	0:11.64 [9] (0:11.64)
Average Speed [km/h]	48.8	66.0	63.6	59.5	60.8	61.8
Top Speed [km/h]	65.6	67.1	66.1	61.8	65.0	66.3
Avg. Dist. to Rail [m]	5.6	1.0	2.1	2.5	1.1	0.5
Avg. Stride Freq. [Hz]	2.3	2.5	2.4	2.3	2.4	2.4
Avg. Stride Length [m]	5.9	7.4	7.3	7.1	6.9	7.0



- [ ] Ranking at each section and finish
- .-.- No data available at this section
- NA No data available



Horse/Jockey Name	Costner
Final Rank	4
Fastest Section Time (Section)	0:10.91 (1000m)
Top Speed [km/h] (Section)	67.0 (1000m)
Race State	Finished



### Ipswich QLD Professional

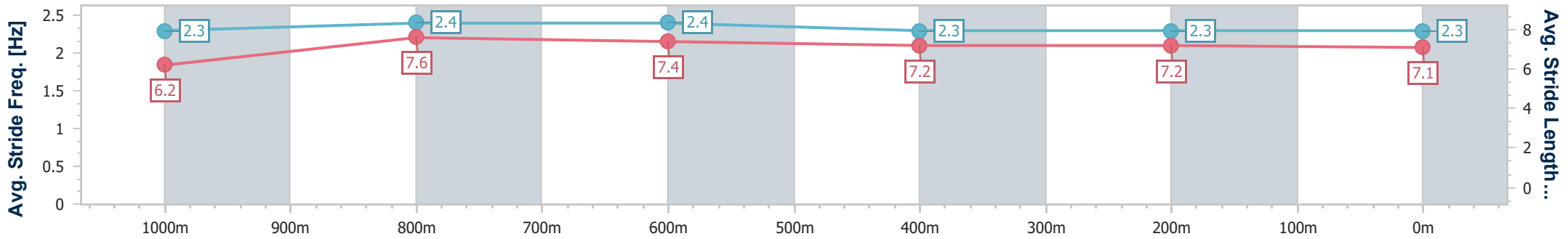
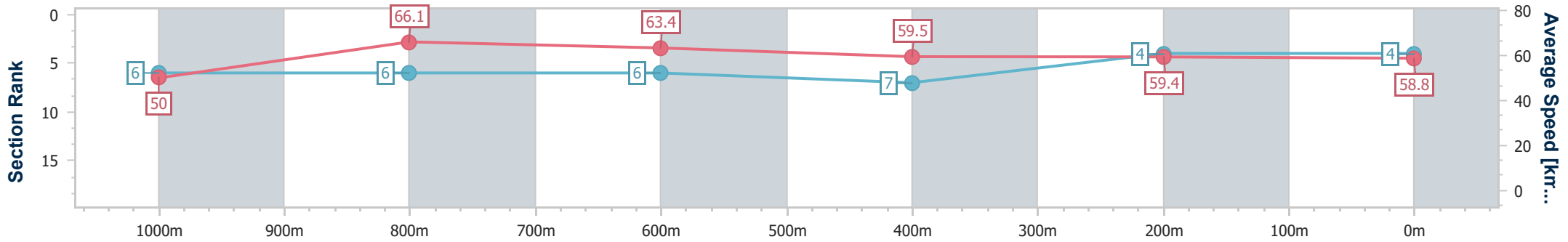
Race 7: RIVER 94.9FM RATINGS BAND 0 - 62 Handicap - 1200m



07 June 2024 - 15:30

Track Rating: Soft 5, Weather: Fine, Rail Position: +10.5m Entire

Section	Overall	1000m	800m	600m	400m	200m
Section Times	1:12.74 [4] (0:14.34)	0:58.40 [6] (0:10.91)	0:47.49 [6] (0:11.25)	0:36.24 [6] (0:11.93)	0:24.31 [7] (0:12.06)	0:12.25 [4] (0:12.25)
Average Speed [km/h]	50.0	66.1	63.4	59.5	59.4	58.8
Top Speed [km/h]	66.4	67.0	65.7	61.5	61.5	60.5
Avg. Dist. to Rail [m]	1.5	1.2	2.0	2.7	1.4	0.5
Avg. Stride Freq. [Hz]	2.3	2.4	2.4	2.3	2.3	2.3
Avg. Stride Length [m]	6.2	7.6	7.4	7.2	7.2	7.1



- [ ] Ranking at each section and finish
- .-.- No data available at this section
- NA No data available



Horse/Jockey Name	First Peoples
Final Rank	5
Fastest Section Time (Section)	0:10.64 (1000m)
Top Speed [km/h] (Section)	68.6 (1000m)
Race State	Finished



### Ipswich QLD Professional

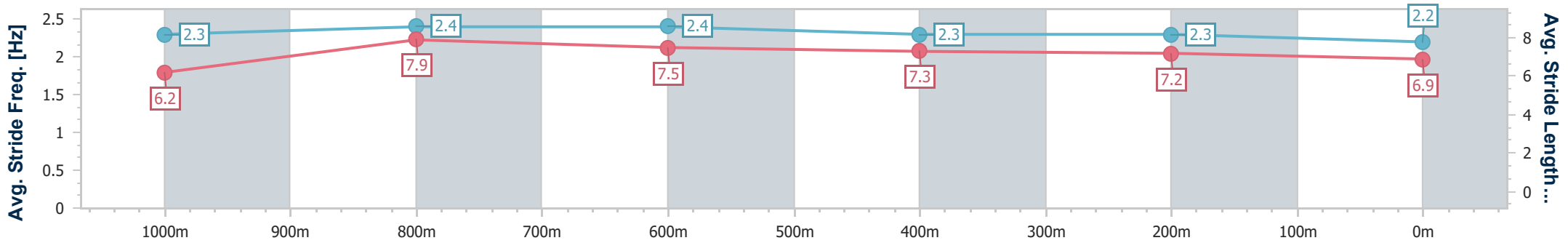
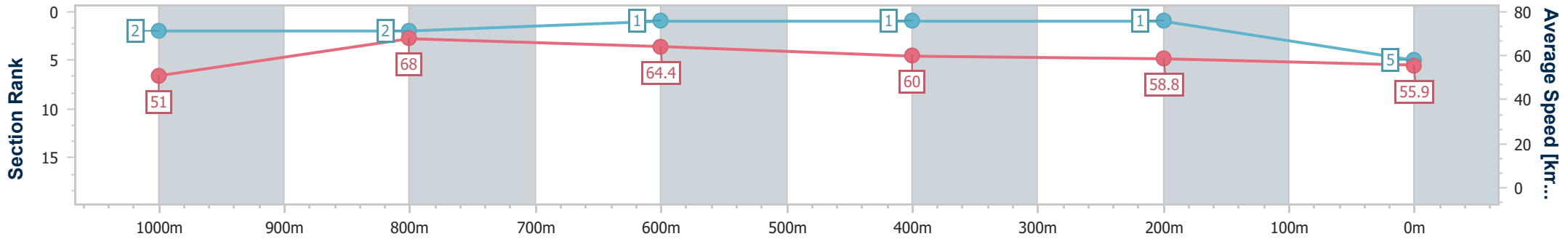
Race 7: RIVER 94.9FM RATINGS BAND 0 - 62 Handicap - 1200m



07 June 2024 - 15:30

Track Rating: Soft 5, Weather: Fine, Rail Position: +10.5m Entire

Section	Overall	1000m	800m	600m	400m	200m
Section Times	1:12.88 [5] (0:14.15)	0:58.73 [2] (0:10.64)	0:48.09 [2] (0:11.18)	0:36.91 [1] (0:11.91)	0:25.00 [1] (0:12.14)	0:12.86 [1] (0:12.86)
Average Speed [km/h]	51.0	68.0	64.4	60.0	58.8	55.9
Top Speed [km/h]	67.7	68.6	66.4	62.4	59.4	57.7
Avg. Dist. to Rail [m]	5.4	1.6	0.6	1.3	1.9	0.9
Avg. Stride Freq. [Hz]	2.3	2.4	2.4	2.3	2.3	2.2
Avg. Stride Length [m]	6.2	7.9	7.5	7.3	7.2	6.9



- [ ] Ranking at each section and finish
- .-.- No data available at this section
- NA No data available



Horse/Jockey Name	Alakai Swamp
Final Rank	6
Fastest Section Time (Section)	0:10.71 (1000m)
Top Speed [km/h] (Section)	67.4 (1000m)
Race State	Finished



### Ipswich QLD Professional

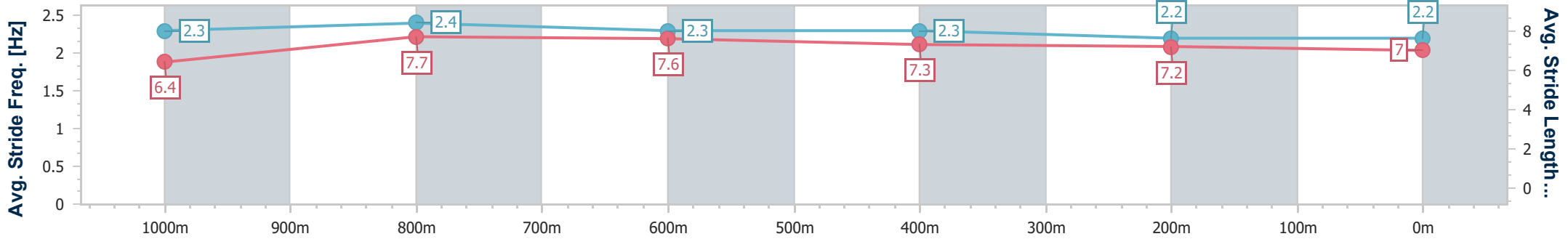
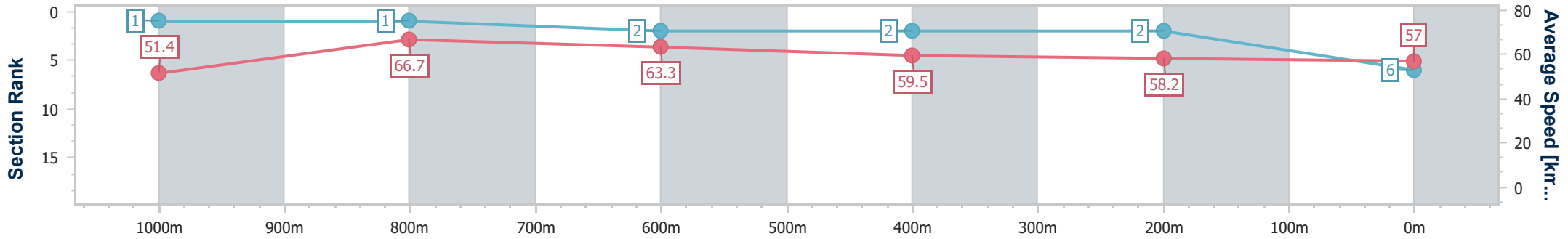
Race 7: RIVER 94.9FM RATINGS BAND 0 - 62 Handicap - 1200m



07 June 2024 - 15:30

Track Rating: Soft 5, Weather: Fine, Rail Position: +10.5m Entire

Section	Overall	1000m	800m	600m	400m	200m
Section Times	1:12.96 [6] (0:14.03)	0:58.93 [1] (0:10.71)	0:48.22 [1] (0:11.28)	0:36.94 [2] (0:12.05)	0:24.89 [2] (0:12.27)	0:12.62 [2]
Average Speed [km/h]	51.4	66.7	63.3	59.5	58.2	57.0
Top Speed [km/h]	66.7	67.4	65.7	60.4	58.6	58.4
Avg. Dist. to Rail [m]	2.4	1.0	2.0	1.5	1.5	1.5
Avg. Stride Freq. [Hz]	2.3	2.4	2.3	2.3	2.2	2.2
Avg. Stride Length [m]	6.4	7.7	7.6	7.3	7.2	7.0



- [ ] Ranking at each section and finish
- .-.- No data available at this section
- NA No data available



Horse/Jockey Name	Inca Trail
Final Rank	7
Fastest Section Time (Section)	0:10.89 (1000m)
Top Speed [km/h] (Section)	67.3 (1000m)
Race State	Finished



### Ipswich QLD Professional

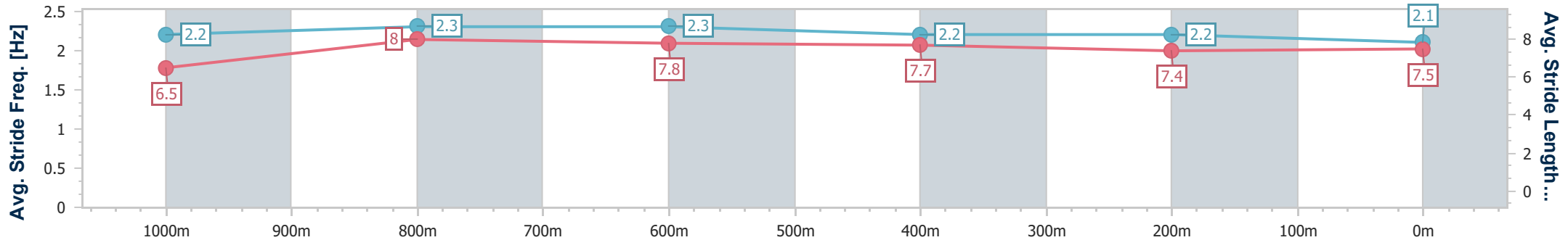
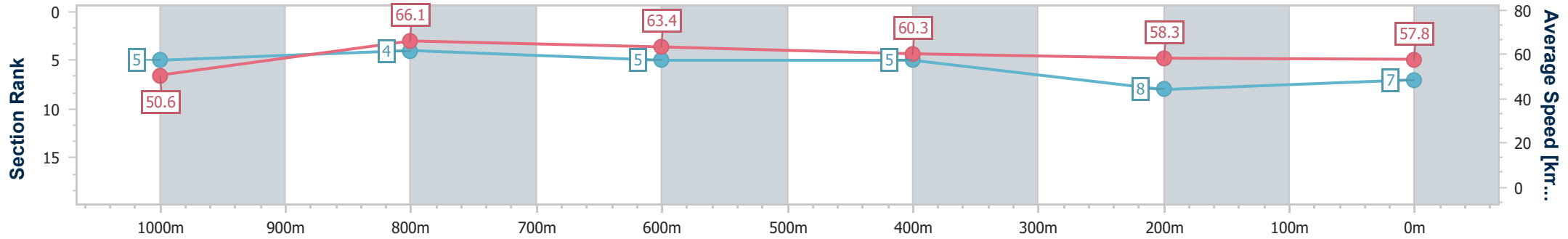
Race 7: RIVER 94.9FM RATINGS BAND 0 - 62 Handicap - 1200m



07 June 2024 - 15:30

Track Rating: Soft 5, Weather: Fine, Rail Position: +10.5m Entire

Section	Overall	1000m	800m	600m	400m	200m
Section Times	1:13.10 [7] (0:14.24)	0:58.86 [5] (0:10.89)	0:47.97 [4] (0:11.34)	0:36.63 [5] (0:11.87)	0:24.76 [5] (0:12.28)	0:12.48 [8] (0:12.48)
Average Speed [km/h]	50.6	66.1	63.4	60.3	58.3	57.8
Top Speed [km/h]	65.3	67.3	65.8	61.8	61.2	61.0
Avg. Dist. to Rail [m]	1.5	0.5	0.6	1.2	1.1	0.5
Avg. Stride Freq. [Hz]	2.2	2.3	2.3	2.2	2.2	2.1
Avg. Stride Length [m]	6.5	8.0	7.8	7.7	7.4	7.5



- [ ] Ranking at each section and finish
- .-.- No data available at this section
- NA No data available



Horse/Jockey Name	Almighty Rising
Final Rank	8
Fastest Section Time (Section)	0:10.93 (1000m)
Top Speed [km/h] (Section)	66.9 (1000m)
Race State	Finished



### Ipswich QLD Professional

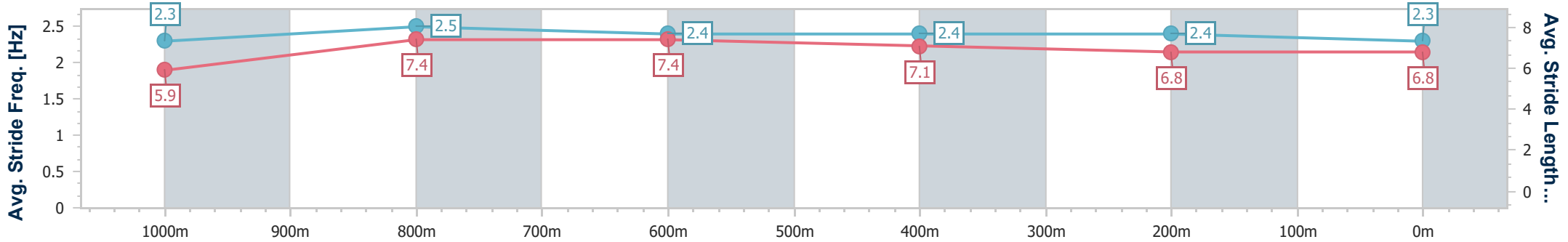
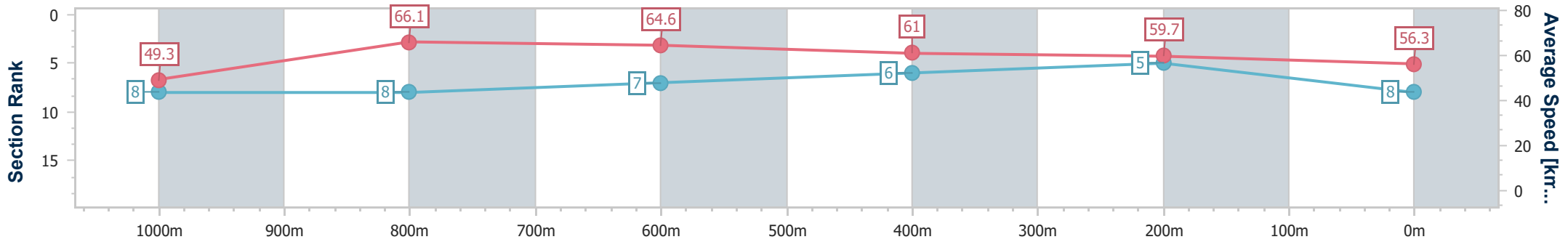
Race 7: RIVER 94.9FM RATINGS BAND 0 - 62 Handicap - 1200m



07 June 2024 - 15:30

Track Rating: Soft 5, Weather: Fine, Rail Position: +10.5m Entire

Section	Overall	1000m	800m	600m	400m	200m
Section Times	1:13.28 [8] (0:14.61)	0:58.67 [8] (0:10.93)	0:47.74 [8] (0:11.09)	0:36.65 [7] (0:11.76)	0:24.89 [6] (0:12.10)	0:12.79 [5] (0:12.79)
Average Speed [km/h]	49.3	66.1	64.6	61.0	59.7	56.3
Top Speed [km/h]	66.9	66.9	66.2	62.3	61.2	59.9
Avg. Dist. to Rail [m]	4.2	1.5	1.2	0.9	1.5	2.6
Avg. Stride Freq. [Hz]	2.3	2.5	2.4	2.4	2.4	2.3
Avg. Stride Length [m]	5.9	7.4	7.4	7.1	6.8	6.8



- [ ] Ranking at each section and finish
- .-.- No data available at this section
- NA No data available





Horse/Jockey Name	Husson's Revenge
Final Rank	9
Fastest Section Time (Section)	0:10.95 (1000m)
Top Speed [km/h] (Section)	66.7 (1000m)
Race State	Finished



### Ipswich QLD Professional

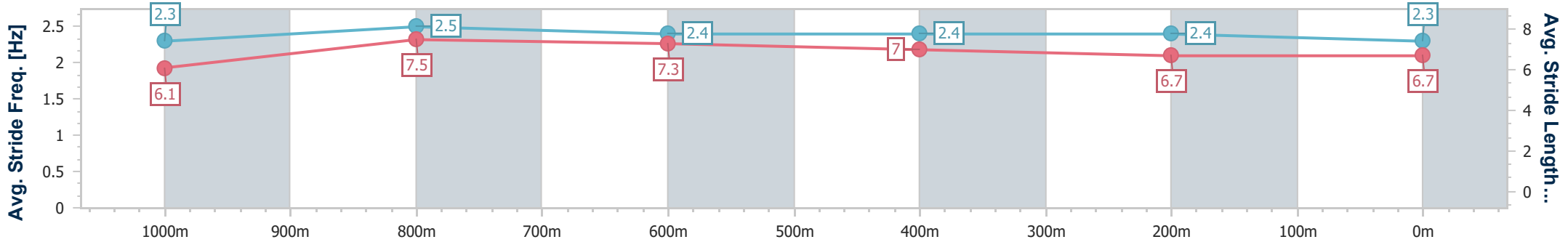
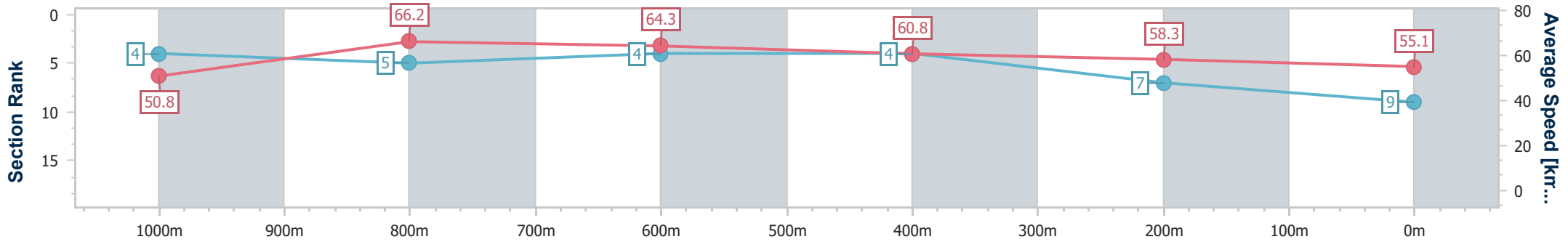
Race 7: RIVER 94.9FM RATINGS BAND 0 - 62 Handicap - 1200m

07 June 2024 - 15:30



Track Rating: Soft 5, Weather: Fine, Rail Position: +10.5m Entire

Section	Overall	1000m	800m	600m	400m	200m
Section Times	1:13.70 [9] (0:14.19)	0:59.51 [4] (0:10.95)	0:48.56 [5] (0:11.23)	0:37.33 [4] (0:11.90)	0:25.43 [4] (0:12.33)	0:13.10 [7] (0:13.10)
Average Speed [km/h]	50.8	66.2	64.3	60.8	58.3	55.1
Top Speed [km/h]	65.7	66.7	65.7	62.8	60.2	58.2
Avg. Dist. to Rail [m]	7.9	3.2	0.8	0.7	1.2	1.8
Avg. Stride Freq. [Hz]	2.3	2.5	2.4	2.4	2.4	2.3
Avg. Stride Length [m]	6.1	7.5	7.3	7.0	6.7	6.7



- [ ] Ranking at each section and finish
- .-.- No data available at this section
- NA No data available



Horse/Jockey Name	Ever So Clever
Final Rank	10
Fastest Section Time (Section)	0:10.73 (1000m)
Top Speed [km/h] (Section)	67.8 (1000m)
Race State	Finished



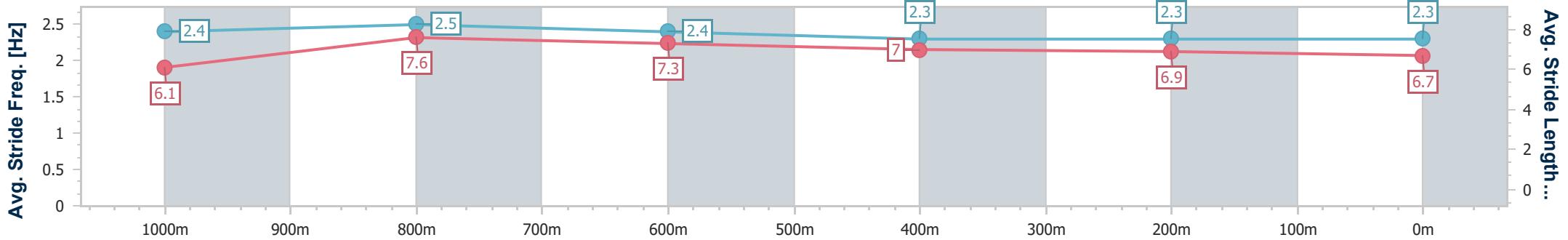
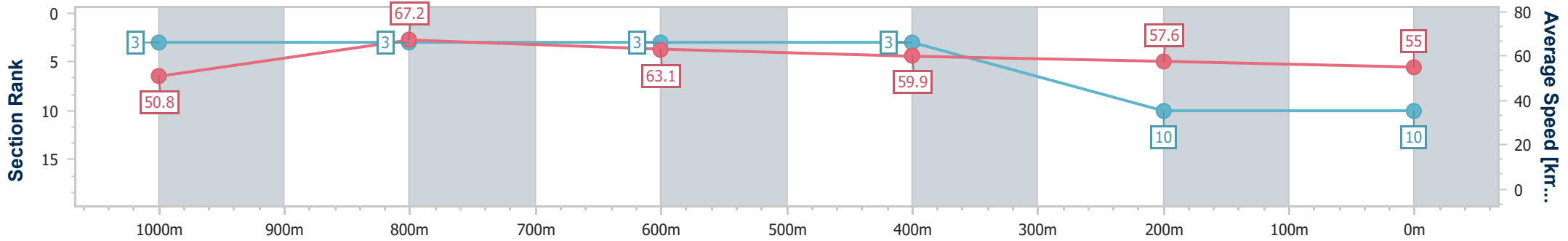
Ipswich QLD Professional  
 Race 7: RIVER 94.9FM RATINGS BAND 0 - 62 Handicap - 1200m



07 June 2024 - 15:30

Track Rating: Soft 5, Weather: Fine, Rail Position: +10.5m Entire

Section	Overall	1000m	800m	600m	400m	200m
Section Times	1:13.79 [10] (0:14.17)	0:59.62 [3] (0:10.73)	0:48.89 [3] (0:11.37)	0:37.52 [3] (0:11.92)	0:25.60 [3] (0:12.50)	0:13.10 [10] (0:13.10)
Average Speed [km/h]	50.8	67.2	63.1	59.9	57.6	55.0
Top Speed [km/h]	67.0	67.8	66.1	62.3	58.3	56.8
Avg. Dist. to Rail [m]	4.9	0.5	1.2	1.2	0.9	0.7
Avg. Stride Freq. [Hz]	2.4	2.5	2.4	2.3	2.3	2.3
Avg. Stride Length [m]	6.1	7.6	7.3	7.0	6.9	6.7



- [ ] Ranking at each section and finish
- .-.- No data available at this section
- NA No data available



# Ipswich QLD Professional

## Race 8: IPSWICH PARTY HIRE WINTER PROVINCIAL SPRINT SERIES - HEAT - BENCHMARK 72 Handicap - 1100m

07 June 2024 - 16:10



Track Rating: Soft 5, Weather: Fine, Rail Position: +10.5m Entire

Section												Last 600m		
Field Times		Overall	1000m	800m	600m	400m	200m						0:35.58	
		1:05.38 (0:08.29)	0:57.09 (0:10.44)	0:46.65 (0:11.07)	0:35.58 (0:11.66)	0:23.92 (0:11.73)	0:12.19 (0:12.19)							
Rank	TAB	Horse/Jockey	Barrier	Top Speed [km/h]	Fastest Section							Margin	Distance Travelled [m]	
1	7	<b>BLACK ON BEAUTY</b> Ryan Maloney	5	69.4 1000m	0:08.34 Overall	1:05.38 [1] (0:08.34)	0:57.04 [2] (0:10.64)	0:46.40 [3] (0:11.01)	0:35.39 [2] (0:11.59)	0:23.80 [2] (0:11.61)	0:12.19 [1] (0:12.19)	1:05.38	0:35.39	
2	11	<b>ALL STASHED UP</b> Vlad Duric	13	68.6 1000m	0:09.10 Overall	1:05.58 [2] (0:09.10)	0:56.48 [10] (0:10.71)	0:45.77 [10] (0:10.89)	0:34.88 [10] (0:11.54)	0:23.34 [10] (0:11.50)	0:11.84 [7] (0:11.84)	1.2L	0:34.88	+6
3	10	<b>ON HOLD</b> Karl Zechner	2	70.9 1000m	0:08.29 Overall	1:05.97 [3] (0:08.29)	0:57.68 [1] (0:10.44)	0:47.24 [1] (0:11.07)	0:36.17 [1] (0:11.66)	0:24.51 [1] (0:11.90)	0:12.61 [2] (0:12.61)	3.49L	0:36.17	+2
4	1	<b>JACK BE LUCKY</b> Corey Sutherland	4	68.1 1000m	0:08.42 Overall	1:05.98 [4] (0:08.42)	0:57.56 [4] (0:10.71)	0:46.85 [5] (0:11.08)	0:35.77 [5] (0:11.61)	0:24.16 [6] (0:11.76)	0:12.40 [5] (0:12.40)	3.54L	0:35.77	+3
5	15	<b>RING OF STEEL</b> James Orman	10	69.9 1000m	0:08.51 Overall	1:05.98 [5] (0:08.51)	0:57.47 [5] (0:10.59)	0:46.88 [4] (0:10.97)	0:35.91 [4] (0:11.65)	0:24.26 [4] (0:11.70)	0:12.56 [3] (0:12.56)	3.56L	0:35.91	+6
6	2	<b>MAGNETIC</b> Tahlia Fenlon	17	68.0 1000m	0:08.65 Overall	1:06.17 [6] (0:08.65)	0:57.52 [6] (0:10.73)	0:46.79 [6] (0:11.04)	0:35.75 [9] (0:11.55)	0:24.20 [9] (0:11.81)	0:12.39 [8] (0:12.39)	4.64L	0:35.75	+5
7	6	<b>DOLLOP</b> Dylan Bennett	3	68.4 1000m	0:08.35 Overall	1:06.23 [7] (0:08.35)	0:57.88 [3] (0:10.63)	0:47.25 [2] (0:11.07)	0:36.18 [3] (0:11.65)	0:24.53 [3] (0:11.87)	0:12.66 [4] (0:12.66)	5L	0:36.18	-1
8	13	<b>DARE TO SHARE</b> Samantha Collett	6	69.0 1000m	0:08.78 Overall	1:06.30 [8] (0:08.78)	0:57.52 [8] (0:10.61)	0:46.91 [7] (0:10.95)	0:35.96 [7] (0:11.53)	0:24.43 [7] (0:11.83)	0:12.60 [6] (0:12.60)	5.45L	0:35.96	-2
9	4	<b>EASY SINGLE</b> Jai Williams	9	69.0 1000m	0:08.91 Overall	1:06.47 [9] (0:08.91)	0:57.56 [9] (0:10.51)	0:47.05 [8] (0:10.93)	0:36.12 [8] (0:11.55)	0:24.57 [8] (0:11.89)	0:12.68 [9] (0:12.68)	6.4L	0:36.12	+0
10	14	<b>I PROMISE YOU</b> Madeleine Wishart	11	69.1 800m	0:08.73 Overall	1:06.79 [10] (0:08.73)	0:58.06 [7] (0:10.74)	0:47.32 [9] (0:10.75)	0:36.57 [6] (0:11.56)	0:25.01 [5] (0:12.20)	0:12.81 [10] (0:12.81)	8.29L	0:36.57	+8

Scratched: Strategic Position (#8), Magic In Me (#17), Hauraki Gulf (#18), Zoumeteor (#3), Boodua Romance (#5), April In Augusta (#9), Divine Okay (#12), Mort Doyle (#16)



Horse/Jockey Name	Black On Beauty
Final Rank	1
Fastest Section Time (Section)	0:08.34 (Overall)
Top Speed [km/h] (Section)	69.4 (1000m)
Race State	Finished



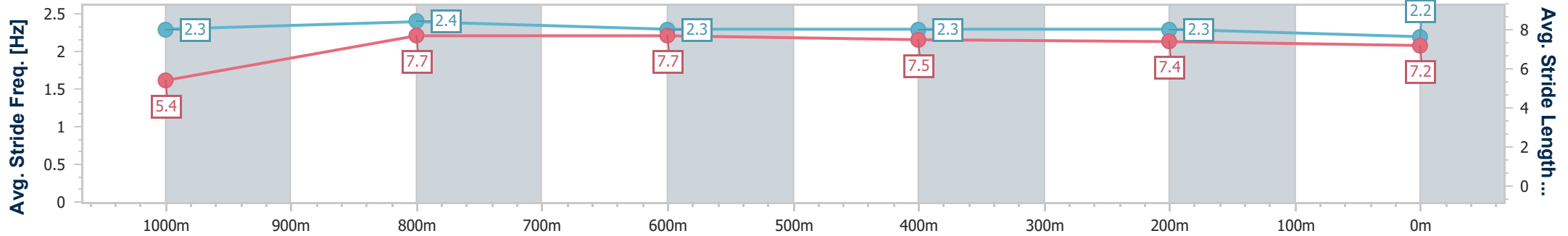
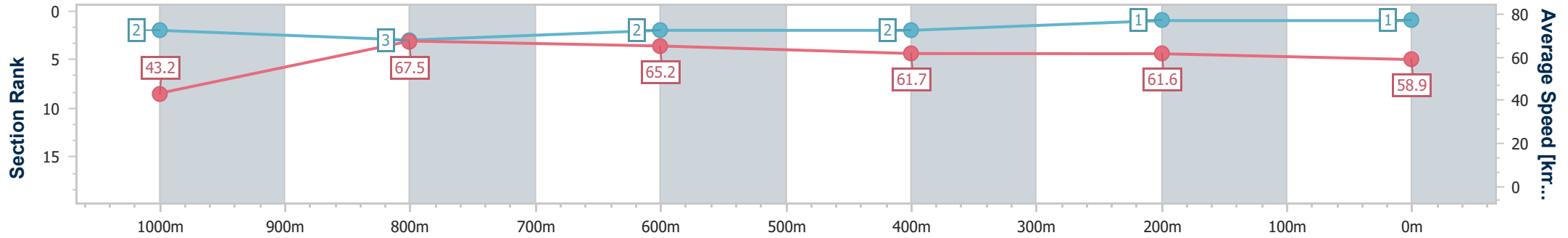
Ipswich QLD Professional  
 Race 8: IPSWICH PARTY HIRE WINTER PROVINCIAL SPRINT  
 SERIES - HEAT - BENCHMARK 72 Handicap - 1100m



07 June 2024 - 16:10

Track Rating: Soft 5, Weather: Fine, Rail Position: +10.5m Entire

Section	Overall	1000m	800m	600m	400m	200m
Section Times	1:05.38 [1] (0:08.34)	0:57.04 [2] (0:10.64)	0:46.40 [3] (0:11.01)	0:35.39 [2] (0:11.59)	0:23.80 [2] (0:11.61)	0:12.19 [1] (0:12.19)
Average Speed [km/h]	43.2	67.5	65.2	61.7	61.6	58.9
Top Speed [km/h]	66.5	69.4	66.5	63.5	62.6	61.2
Avg. Dist. to Rail [m]	4.0	0.9	1.6	1.6	0.9	0.4
Avg. Stride Freq. [Hz]	2.3	2.4	2.3	2.3	2.3	2.2
Avg. Stride Length [m]	5.4	7.7	7.7	7.5	7.4	7.2



- [ ] Ranking at each section and finish
- .-.- No data available at this section
- NA No data available



Horse/Jockey Name	All Stashed Up
Final Rank	2
Fastest Section Time (Section)	0:09.10 (Overall)
Top Speed [km/h] (Section)	68.6 (1000m)
Race State	Finished



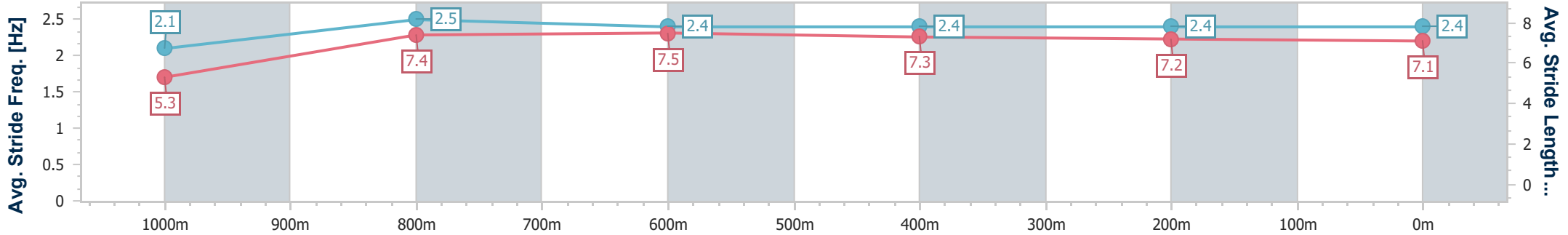
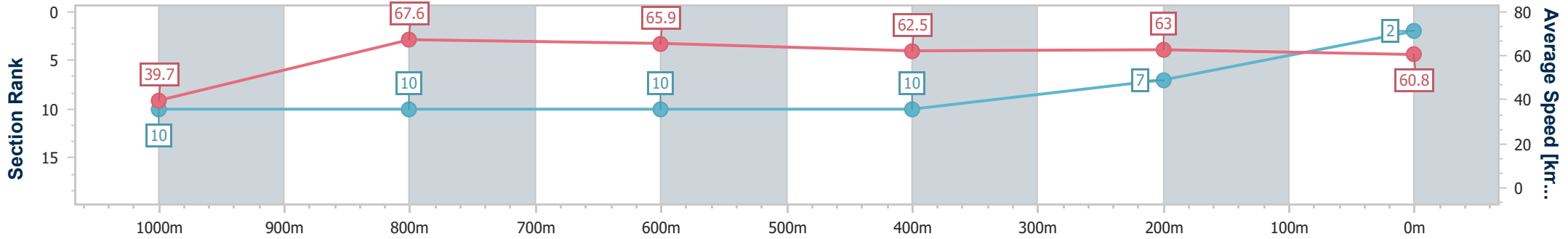
Ipswich QLD Professional  
 Race 8: IPSWICH PARTY HIRE WINTER PROVINCIAL SPRINT  
 SERIES - HEAT - BENCHMARK 72 Handicap - 1100m



07 June 2024 - 16:10

Track Rating: Soft 5, Weather: Fine, Rail Position: +10.5m Entire

Section	Overall	1000m	800m	600m	400m	200m
Section Times	1:05.58 [2] (0:09.10)	0:56.48 [10] (0:10.71)	0:45.77 [10] (0:10.89)	0:34.88 [10] (0:11.54)	0:23.34 [10] (0:11.50)	0:11.84 [7] (0:11.84)
Average Speed [km/h]	39.7	67.6	65.9	62.5	63.0	60.8
Top Speed [km/h]	64.8	68.6	67.3	63.8	64.2	63.8
Avg. Dist. to Rail [m]	8.7	2.5	0.3	0.7	3.4	3.8
Avg. Stride Freq. [Hz]	2.1	2.5	2.4	2.4	2.4	2.4
Avg. Stride Length [m]	5.3	7.4	7.5	7.3	7.2	7.1



- [ ] Ranking at each section and finish
- .-.- No data available at this section
- NA No data available



Horse/Jockey Name	On Hold
Final Rank	3
Fastest Section Time (Section)	0:08.29 (Overall)
Top Speed [km/h] (Section)	70.9 (1000m)
Race State	Finished



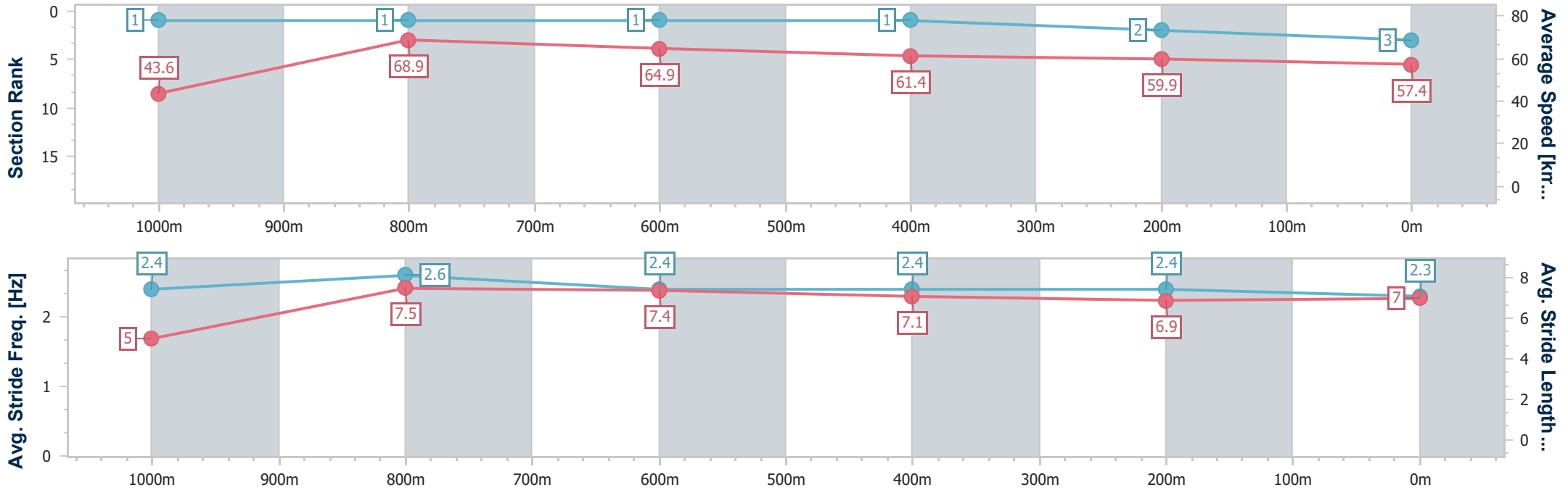
Ipswich QLD Professional  
 Race 8: IPSWICH PARTY HIRE WINTER PROVINCIAL SPRINT  
 SERIES - HEAT - BENCHMARK 72 Handicap - 1100m



07 June 2024 - 16:10

Track Rating: Soft 5, Weather: Fine, Rail Position: +10.5m Entire

Section	Overall	1000m	800m	600m	400m	200m
Section Times	1:05.97 [3] (0:08.29)	0:57.68 [1] (0:10.44)	0:47.24 [1] (0:11.07)	0:36.17 [1] (0:11.66)	0:24.51 [1] (0:11.90)	0:12.61 [2] (0:12.61)
Average Speed [km/h]	43.6	68.9	64.9	61.4	59.9	57.4
Top Speed [km/h]	68.2	70.9	65.9	63.2	60.8	59.2
Avg. Dist. to Rail [m]	1.9	0.3	0.6	1.2	1.6	1.7
Avg. Stride Freq. [Hz]	2.4	2.6	2.4	2.4	2.4	2.3
Avg. Stride Length [m]	5.0	7.5	7.4	7.1	6.9	7.0



- [ ] Ranking at each section and finish
- .-.- No data available at this section
- NA No data available



Horse/Jockey Name	Jack Be Lucky
Final Rank	4
Fastest Section Time (Section)	0:08.42 (Overall)
Top Speed [km/h] (Section)	68.1 (1000m)
Race State	Finished



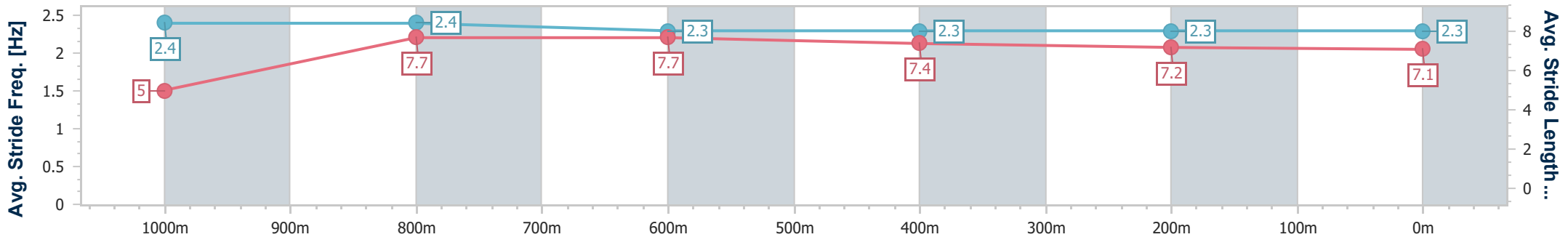
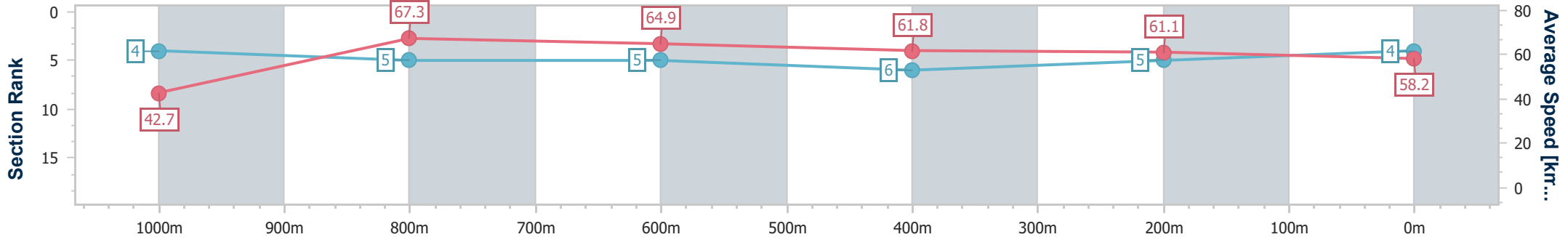
Ipswich QLD Professional  
 Race 8: IPSWICH PARTY HIRE WINTER PROVINCIAL SPRINT  
 SERIES - HEAT - BENCHMARK 72 Handicap - 1100m



07 June 2024 - 16:10

Track Rating: Soft 5, Weather: Fine, Rail Position: +10.5m Entire

Section	Overall	1000m	800m	600m	400m	200m
Section Times	1:05.98 [4] (0:08.42)	0:57.56 [4] (0:10.71)	0:46.85 [5] (0:11.08)	0:35.77 [5] (0:11.61)	0:24.16 [6] (0:11.76)	0:12.40 [5] (0:12.40)
Average Speed [km/h]	42.7	67.3	64.9	61.8	61.1	58.2
Top Speed [km/h]	65.5	68.1	66.1	63.8	62.0	60.1
Avg. Dist. to Rail [m]	3.8	0.7	0.6	0.7	0.4	0.2
Avg. Stride Freq. [Hz]	2.4	2.4	2.3	2.3	2.3	2.3
Avg. Stride Length [m]	5.0	7.7	7.7	7.4	7.2	7.1



- [ ] Ranking at each section and finish
- .-.- No data available at this section
- NA No data available



Horse/Jockey Name	Ring Of Steel
Final Rank	5
Fastest Section Time (Section)	0:08.51 (Overall)
Top Speed [km/h] (Section)	69.9 (1000m)
Race State	Finished



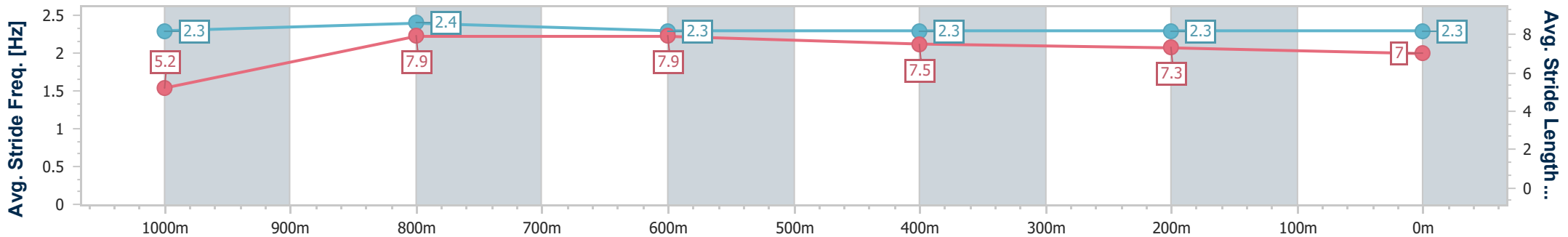
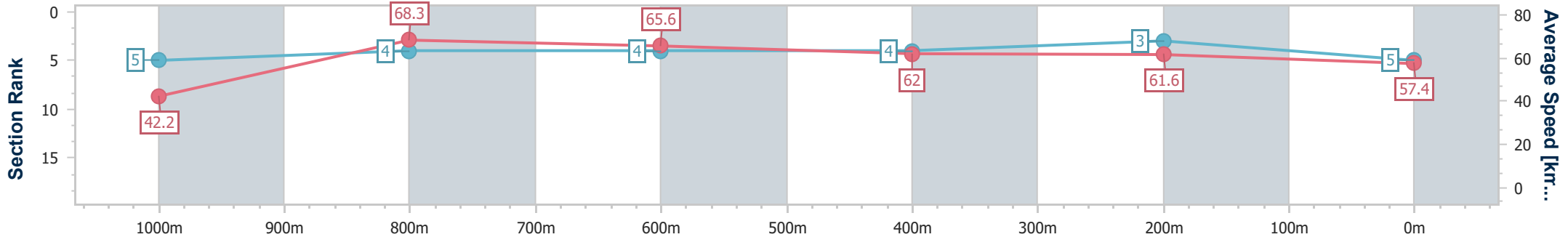
Ipswich QLD Professional  
 Race 8: IPSWICH PARTY HIRE WINTER PROVINCIAL SPRINT  
 SERIES - HEAT - BENCHMARK 72 Handicap - 1100m



07 June 2024 - 16:10

Track Rating: Soft 5, Weather: Fine, Rail Position: +10.5m Entire

Section	Overall	1000m	800m	600m	400m	200m
Section Times	1:05.98 [5] (0:08.51)	0:57.47 [5] (0:10.59)	0:46.88 [4] (0:10.97)	0:35.91 [4] (0:11.65)	0:24.26 [4] (0:11.70)	0:12.56 [3] (0:12.56)
Average Speed [km/h]	42.2	68.3	65.6	62.0	61.6	57.4
Top Speed [km/h]	66.1	69.9	67.1	64.0	64.1	60.7
Avg. Dist. to Rail [m]	6.6	1.7	0.3	0.9	0.4	0.5
Avg. Stride Freq. [Hz]	2.3	2.4	2.3	2.3	2.3	2.3
Avg. Stride Length [m]	5.2	7.9	7.9	7.5	7.3	7.0



- [ ] Ranking at each section and finish
- .-.- No data available at this section
- NA No data available





Horse/Jockey Name	Magnetic
Final Rank	6
Fastest Section Time (Section)	0:08.65 (Overall)
Top Speed [km/h] (Section)	68.0 (1000m)
Race State	Finished



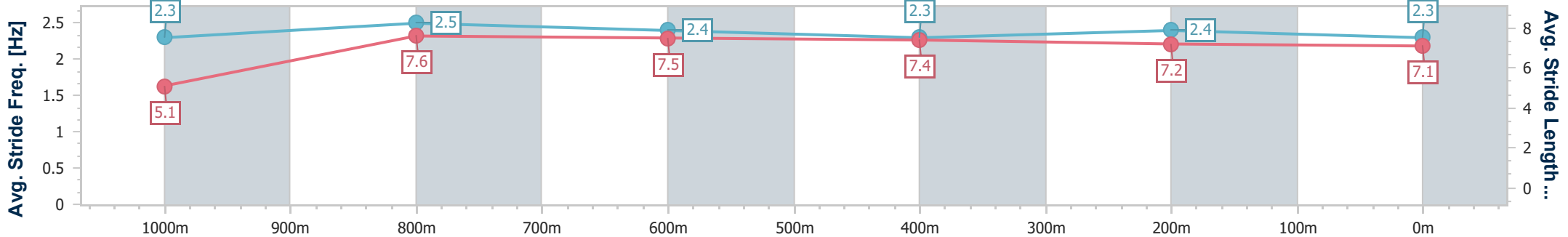
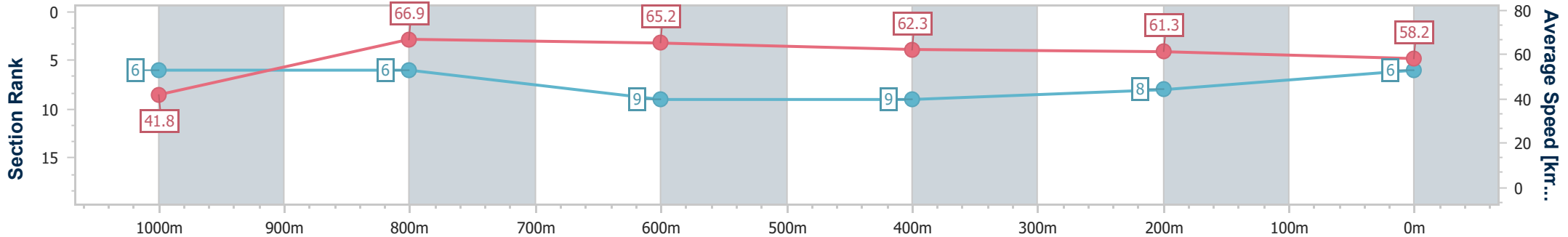
Ipswich QLD Professional  
 Race 8: IPSWICH PARTY HIRE WINTER PROVINCIAL SPRINT  
 SERIES - HEAT - BENCHMARK 72 Handicap - 1100m



07 June 2024 - 16:10

Track Rating: Soft 5, Weather: Fine, Rail Position: +10.5m Entire

Section	Overall	1000m	800m	600m	400m	200m
Section Times	1:06.17 [6] (0:08.65)	0:57.52 [6] (0:10.73)	0:46.79 [6] (0:11.04)	0:35.75 [9] (0:11.55)	0:24.20 [9] (0:11.81)	0:12.39 [8] (0:12.39)
Average Speed [km/h]	41.8	66.9	65.2	62.3	61.3	58.2
Top Speed [km/h]	65.9	68.0	67.2	63.1	62.2	60.2
Avg. Dist. to Rail [m]	7.9	2.0	0.5	0.4	2.1	2.6
Avg. Stride Freq. [Hz]	2.3	2.5	2.4	2.3	2.4	2.3
Avg. Stride Length [m]	5.1	7.6	7.5	7.4	7.2	7.1



- [ ] Ranking at each section and finish
- .-.- No data available at this section
- NA No data available



Horse/Jockey Name	Dollop
Final Rank	7
Fastest Section Time (Section)	0:08.35 (Overall)
Top Speed [km/h] (Section)	68.4 (1000m)
Race State	Finished



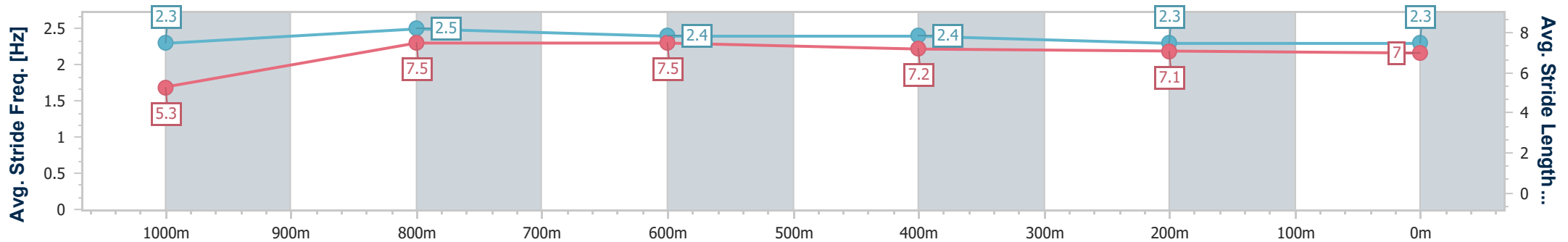
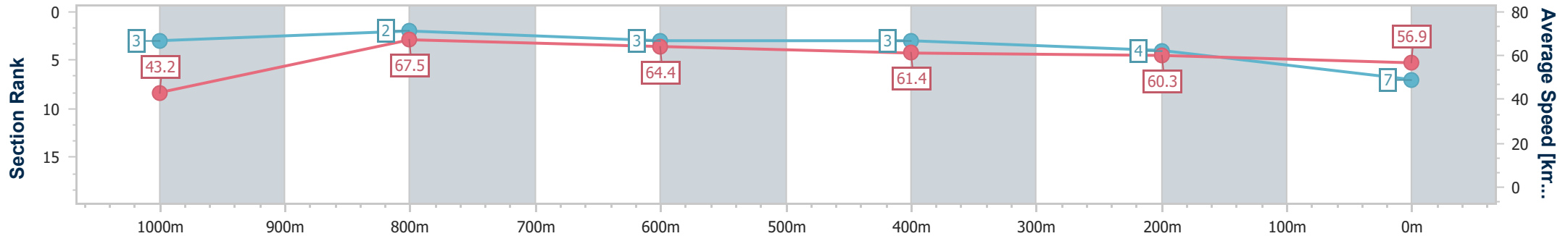
Ipswich QLD Professional  
 Race 8: IPSWICH PARTY HIRE WINTER PROVINCIAL SPRINT  
 SERIES - HEAT - BENCHMARK 72 Handicap - 1100m



07 June 2024 - 16:10

Track Rating: Soft 5, Weather: Fine, Rail Position: +10.5m Entire

Section	Overall	1000m	800m	600m	400m	200m
Section Times	1:06.23 [7] (0:08.35)	0:57.88 [3] (0:10.63)	0:47.25 [2] (0:11.07)	0:36.18 [3] (0:11.65)	0:24.53 [3] (0:11.87)	0:12.66 [4]
Average Speed [km/h]	43.2	67.5	64.4	61.4	60.3	56.9
Top Speed [km/h]	65.2	68.4	66.1	63.2	61.0	60.4
Avg. Dist. to Rail [m]	2.4	1.0	1.8	1.4	2.2	2.2
Avg. Stride Freq. [Hz]	2.3	2.5	2.4	2.4	2.3	2.3
Avg. Stride Length [m]	5.3	7.5	7.5	7.2	7.1	7.0



- [ ] Ranking at each section and finish
- .-.- No data available at this section
- NA No data available



Horse/Jockey Name	Dare To Share
Final Rank	8
Fastest Section Time (Section)	0:08.78 (Overall)
Top Speed [km/h] (Section)	69.0 (1000m)
Race State	Finished



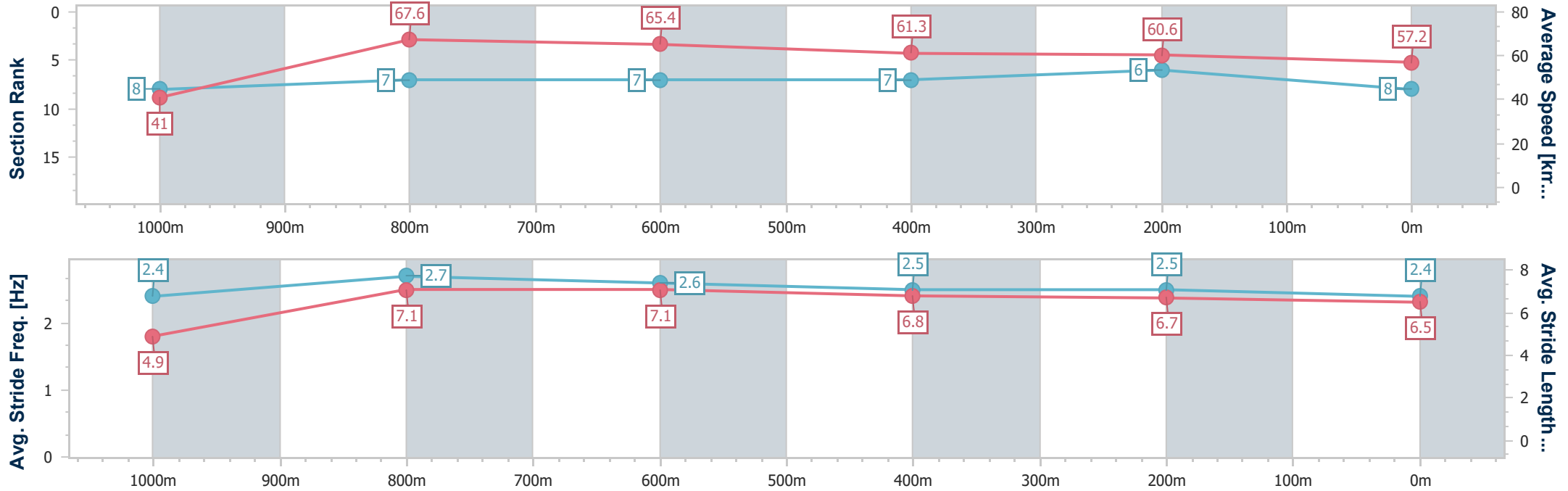
Ipswich QLD Professional  
 Race 8: IPSWICH PARTY HIRE WINTER PROVINCIAL SPRINT  
 SERIES - HEAT - BENCHMARK 72 Handicap - 1100m



07 June 2024 - 16:10

Track Rating: Soft 5, Weather: Fine, Rail Position: +10.5m Entire

Section	Overall	1000m	800m	600m	400m	200m
Section Times	1:06.30 [8] (0:08.78)	0:57.52 [8] (0:10.61)	0:46.91 [7] (0:10.95)	0:35.96 [7] (0:11.53)	0:24.43 [7] (0:11.83)	0:12.60 [6] (0:12.60)
Average Speed [km/h]	41.0	67.6	65.4	61.3	60.6	57.2
Top Speed [km/h]	63.6	69.0	67.8	63.7	61.2	59.6
Avg. Dist. to Rail [m]	5.5	1.3	2.1	3.5	1.4	1.1
Avg. Stride Freq. [Hz]	2.4	2.7	2.6	2.5	2.5	2.4
Avg. Stride Length [m]	4.9	7.1	7.1	6.8	6.7	6.5



- [ ] Ranking at each section and finish
- .-.- No data available at this section
- NA No data available



Horse/Jockey Name	Easy Single
Final Rank	9
Fastest Section Time (Section)	0:08.91 (Overall)
Top Speed [km/h] (Section)	69.0 (1000m)
Race State	Finished



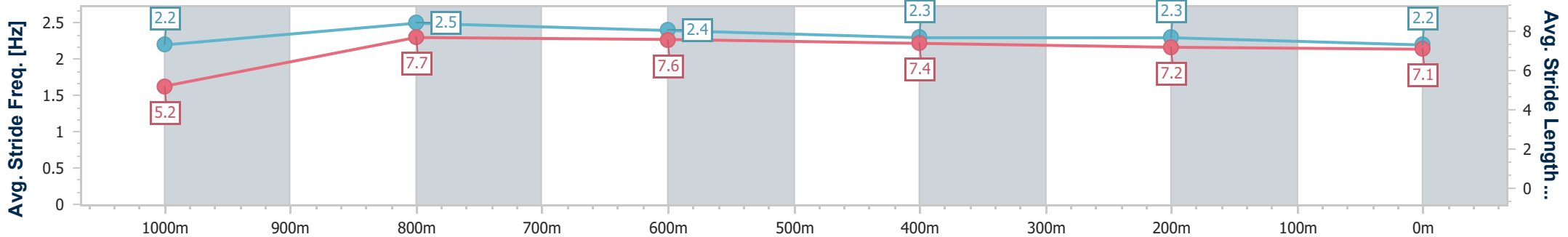
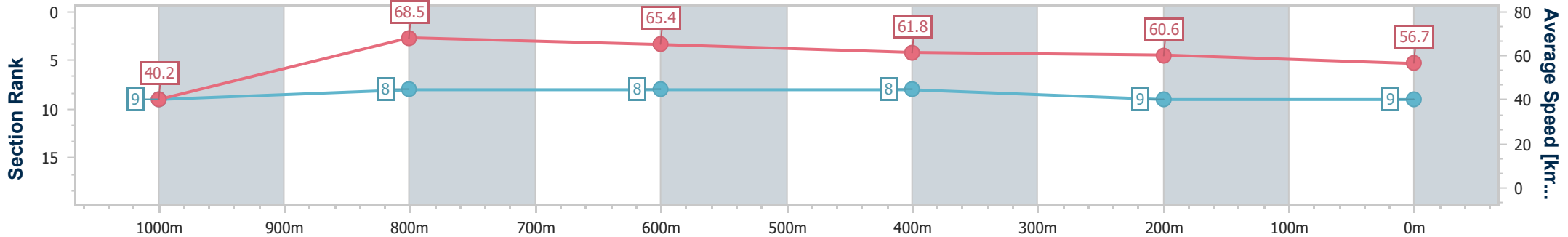
Ipswich QLD Professional  
 Race 8: IPSWICH PARTY HIRE WINTER PROVINCIAL SPRINT  
 SERIES - HEAT - BENCHMARK 72 Handicap - 1100m



07 June 2024 - 16:10

Track Rating: Soft 5, Weather: Fine, Rail Position: +10.5m Entire

Section	Overall	1000m	800m	600m	400m	200m
Section Times	1:06.47 [9] (0:08.91)	0:57.56 [9] (0:10.51)	0:47.05 [8] (0:10.93)	0:36.12 [8] (0:11.55)	0:24.57 [8] (0:11.89)	0:12.68 [9] (0:12.68)
Average Speed [km/h]	40.2	68.5	65.4	61.8	60.6	56.7
Top Speed [km/h]	66.7	69.0	66.7	63.8	61.6	60.0
Avg. Dist. to Rail [m]	6.5	1.7	1.9	1.7	0.5	0.1
Avg. Stride Freq. [Hz]	2.2	2.5	2.4	2.3	2.3	2.2
Avg. Stride Length [m]	5.2	7.7	7.6	7.4	7.2	7.1



- [ ] Ranking at each section and finish
- .-.- No data available at this section
- NA No data available



Horse/Jockey Name	I Promise You
Final Rank	10
Fastest Section Time (Section)	0:08.73 (Overall)
Top Speed [km/h] (Section)	69.1 (800m)
Race State	Finished



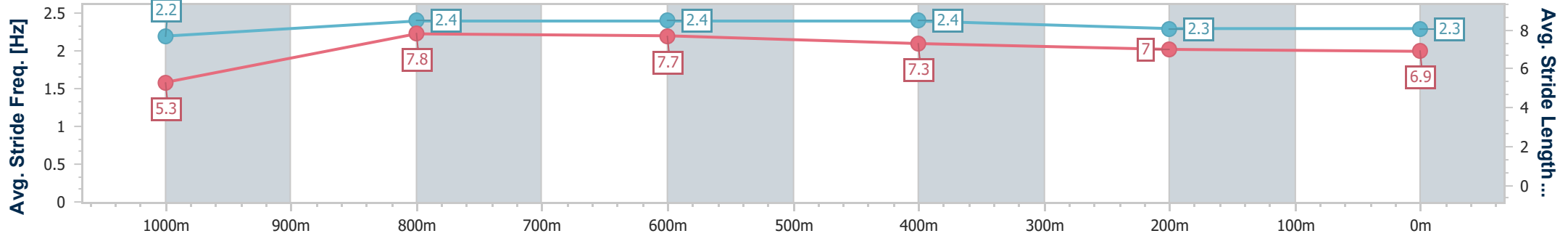
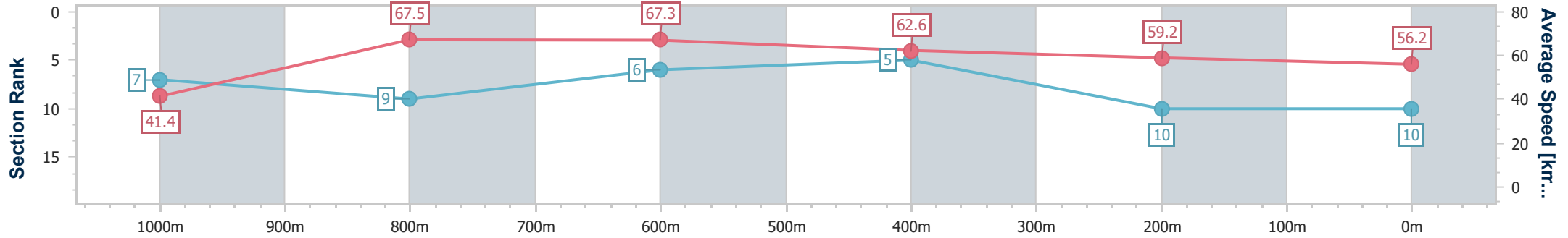
Ipswich QLD Professional  
 Race 8: IPSWICH PARTY HIRE WINTER PROVINCIAL SPRINT  
 SERIES - HEAT - BENCHMARK 72 Handicap - 1100m



07 June 2024 - 16:10

Track Rating: Soft 5, Weather: Fine, Rail Position: +10.5m Entire

Section	Overall	1000m	800m	600m	400m	200m
Section Times	1:06.79 [10] (0:08.73)	0:58.06 [7] (0:10.74)	0:47.32 [9] (0:10.75)	0:36.57 [6] (0:11.56)	0:25.01 [5] (0:12.20)	0:12.81 [10] (0:12.81)
Average Speed [km/h]	41.4	67.5	67.3	62.6	59.2	56.2
Top Speed [km/h]	64.4	68.9	69.1	64.7	61.7	57.7
Avg. Dist. to Rail [m]	7.5	3.1	1.8	1.4	1.3	1.6
Avg. Stride Freq. [Hz]	2.2	2.4	2.4	2.4	2.3	2.3
Avg. Stride Length [m]	5.3	7.8	7.7	7.3	7.0	6.9



- [ ] Ranking at each section and finish
- .-.- No data available at this section
- NA No data available