



Mackay QLD Professional
Race 3: BOOK FOR SPORTSMAN LUNCHEON FRIDAY 9TH AUGUST
Maiden Handicap - 1200m
06 June 2024 - 13:41



Track Rating: Good 4, Weather: Fine, Rail Position: +2m Entire

Section													Last 600m	
Field Times		Overall	1000m	800m	600m	400m	200m						0:35.85	
		1:10.68 (0:12.76)	0:57.92 (0:10.73)	0:47.19 (0:11.34)	0:35.85 (0:11.84)	0:24.01 (0:11.82)	0:12.19 (0:12.19)							
Rank	TAB	Horse/Jockey	Barrier	Top Speed [km/h]	Fastest Section							Margin	Distance Travelled [m]	
1	6	EXCITE CHOO Justin Huxtable	5	67.3 1000m	0:10.89 1000m	1:10.68 [1] (0:13.20)	0:57.48 [7] (0:10.89)	0:46.59 [6] (0:11.34)	0:35.25 [6] (0:11.71)	0:23.54 [4] (0:11.35)	0:12.19 [1] (0:12.19)	1:10.68	0:35.25	
2	1	SIMPLE WAY Justin Stanley	1	66.8 Overall	0:10.93 1000m	1:10.89 [2] (0:12.82)	0:58.07 [2] (0:10.93)	0:47.14 [2] (0:11.38)	0:35.76 [3] (0:11.74)	0:24.02 [3] (0:11.63)	0:12.39 [2] (0:12.39)	1.27L	0:35.76	+1
3	4	THE EIGHTH I AM Ryan Wiggins	2	67.2 1000m	0:10.90 1000m	1:11.02 [3] (0:12.86)	0:58.16 [4] (0:10.90)	0:47.26 [3] (0:11.25)	0:36.01 [2] (0:11.74)	0:24.27 [2] (0:11.78)	0:12.49 [3] (0:12.49)	2.01L	0:36.01	+4
4	9	KAISA Samantha Collett	6	66.6 1000m	0:11.05 1000m	1:11.18 [4] (0:13.61)	0:57.57 [10] (0:11.05)	0:46.52 [10] (0:11.37)	0:35.15 [10] (0:11.81)	0:23.34 [10] (0:11.41)	0:11.93 [6] (0:11.93)	2.95L	0:35.15	+3
5	3	WANDERLEI McKenzie Apel	13	68.6 1000m	0:10.73 1000m	1:11.30 [5] (0:12.76)	0:58.54 [1] (0:10.73)	0:47.81 [1] (0:11.34)	0:36.47 [1] (0:11.84)	0:24.63 [1] (0:11.91)	0:12.72 [4] (0:12.72)	3.68L	0:36.47	+5
6	10	MY LITTLE VIKING Jackson Murphy	12	64.9 Overall	0:11.24 1000m	1:11.43 [6] (0:13.14)	0:58.29 [6] (0:11.24)	0:47.05 [7] (0:11.36)	0:35.69 [7] (0:11.63)	0:24.06 [6] (0:11.75)	0:12.31 [5] (0:12.31)	4.45L	0:35.69	+2
7	2	DAWSON DROVER Warwick Satherley	9	67.0 Overall	0:11.12 1000m	1:11.72 [7] (0:13.31)	0:58.41 [8] (0:11.12)	0:47.29 [8] (0:11.39)	0:35.90 [8] (0:11.78)	0:24.12 [7] (0:11.81)	0:12.31 [8] (0:12.31)	6.13L	0:35.90	+2
8	5	VINROSA Georgina Cartwright	10	66.3 Overall	0:11.05 1000m	1:11.99 [8] (0:12.99)	0:59.00 [5] (0:11.05)	0:47.95 [5] (0:11.35)	0:36.60 [5] (0:11.76)	0:24.84 [5] (0:12.17)	0:12.67 [7] (0:12.67)	7.75L	0:36.60	+6
9	7	SMOKIN' RUBI Nathan Thomas	15	66.2 1000m	0:11.10 1000m	1:12.48 [9] (0:13.52)	0:58.96 [9] (0:11.10)	0:47.86 [9] (0:11.22)	0:36.64 [9] (0:11.94)	0:24.70 [9] (0:12.08)	0:12.62 [9] (0:12.62)	10.59L	0:36.64	+7
10	11	ZURI ZURI Chelsea Jokic	3	67.2 800m	0:10.92 800m	1:13.32 [10] (0:14.79)	0:58.53 [11] (0:11.72)	0:46.81 [11] (0:10.92)	0:35.89 [11] (0:11.19)	0:24.70 [11] (0:11.79)	0:12.91 [10] (0:12.91)	15.55L	0:35.89	+1

Scratched: Mishani Platinum (#13), Tsunami Force (#14), Fairybower Flyer (#15), I'm Famous (#12)



Mackay QLD Professional
Race 3: BOOK FOR SPORTSMAN LUNCHEON FRIDAY 9TH AUGUST
Maiden Handicap - 1200m
06 June 2024 - 13:41



MACKAY TURF CLUB
 Ooralea Racecourse

Track Rating: Good 4, Weather: Fine, Rail Position: +2m Entire

Section	Overall	1000m	800m	600m	400m	200m	Last 600m
Field Times	1:10.68 (0:12.76)	0:57.92 (0:10.73)	0:47.19 (0:11.34)	0:35.85 (0:11.84)	0:24.01 (0:11.82)	0:12.19 (0:12.19)	0:35.85

Rank	TAB	Horse/Jockey	Barrier	Top Speed [km/h]	Fastest Section	Margin	Distance Travelled [m]
11	8	DEVILISH DANCER	11	68.1	0:10.98	24.15L	+10
		Melea Castle		Overall	1000m		
					(0:12.84)		
					(0:10.98)		
					(0:11.39)		
					(0:12.42)		
					(0:12.85)		
					(0:14.30)		

Scratched: Mishani Platinum (#13), Tsunami Force (#14), Fairybower Flyer (#15), I'm Famous (#12)



Horse/Jockey Name	Excite Choo
Final Rank	1
Fastest Section Time (Section)	0:10.89 (1000m)
Top Speed [km/h] (Section)	67.3 (1000m)
Race State	Finished



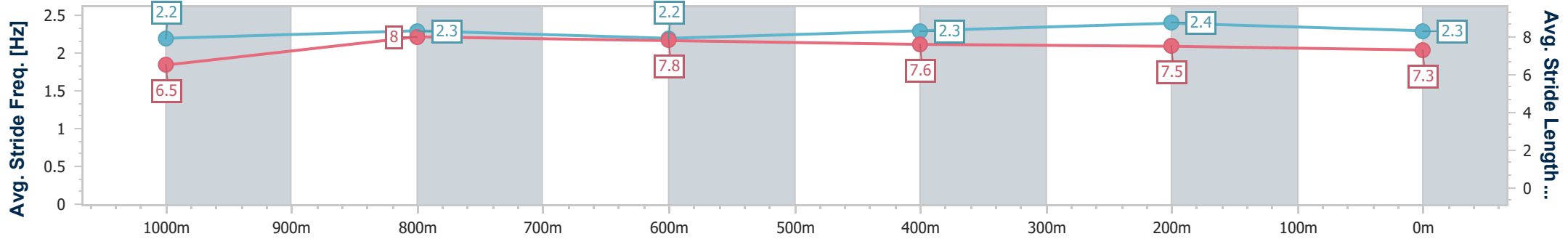
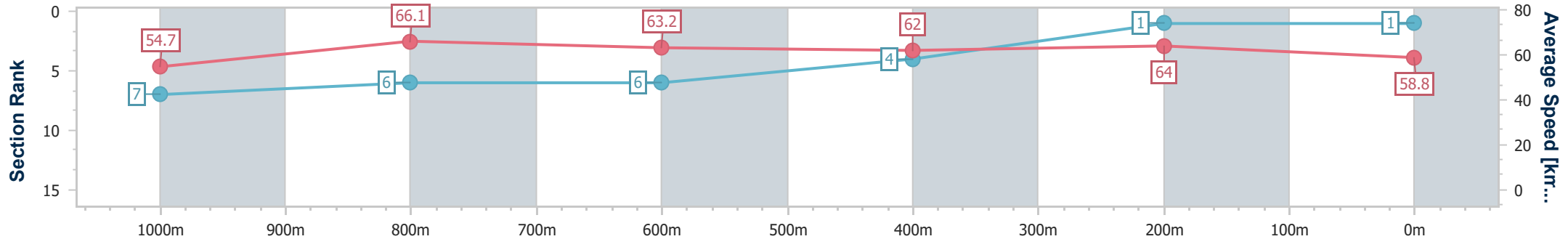
Mackay QLD Professional
 Race 3: BOOK FOR SPORTSMAN LUNCHEON FRIDAY 9TH
 AUGUST Maiden Handicap - 1200m



06 June 2024 - 13:41

Track Rating: Good 4, Weather: Fine, Rail Position: +2m Entire

Section	Overall	1000m	800m	600m	400m	200m
Section Times	1:10.68 [1] (0:13.20)	0:57.48 [7] (0:10.89)	0:46.59 [6] (0:11.34)	0:35.25 [6] (0:11.71)	0:23.54 [4] (0:11.35)	0:12.19 [1] (0:12.19)
Average Speed [km/h]	54.7	66.1	63.2	62.0	64.0	58.8
Top Speed [km/h]	67.2	67.3	66.4	63.1	65.4	62.3
Avg. Dist. to Rail [m]	2.7	0.3	0.4	1.0	4.6	3.8
Avg. Stride Freq. [Hz]	2.2	2.3	2.2	2.3	2.4	2.3
Avg. Stride Length [m]	6.5	8.0	7.8	7.6	7.5	7.3



- [] Ranking at each section and finish
- .-.- No data available at this section
- NA No data available



Horse/Jockey Name	Simple Way
Final Rank	2
Fastest Section Time (Section)	0:10.93 (1000m)
Top Speed [km/h] (Section)	66.8 (Overall)
Race State	Finished



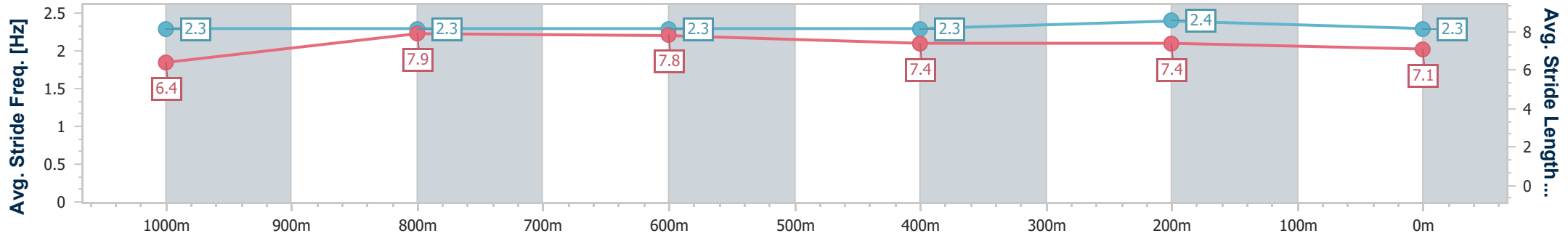
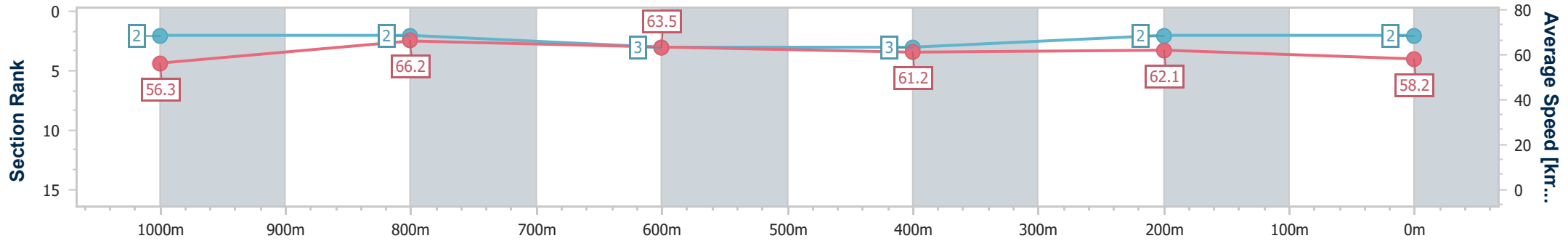
Mackay QLD Professional
 Race 3: BOOK FOR SPORTSMAN LUNCHEON FRIDAY 9TH
 AUGUST Maiden Handicap - 1200m



06 June 2024 - 13:41

Track Rating: Good 4, Weather: Fine, Rail Position: +2m Entire

Section	Overall	1000m	800m	600m	400m	200m
Section Times	1:10.89 [2] (0:12.82)	0:58.07 [2] (0:10.93)	0:47.14 [2] (0:11.38)	0:35.76 [3] (0:11.74)	0:24.02 [3] (0:11.63)	0:12.39 [2] (0:12.39)
Average Speed [km/h]	56.3	66.2	63.5	61.2	62.1	58.2
Top Speed [km/h]	66.8	66.8	65.0	63.6	63.7	61.7
Avg. Dist. to Rail [m]	1.9	1.1	0.7	0.3	1.7	1.5
Avg. Stride Freq. [Hz]	2.3	2.3	2.3	2.3	2.4	2.3
Avg. Stride Length [m]	6.4	7.9	7.8	7.4	7.4	7.1



- [] Ranking at each section and finish
- .-.- No data available at this section
- NA No data available



Horse/Jockey Name	The Eighth I Am
Final Rank	3
Fastest Section Time (Section)	0:10.90 (1000m)
Top Speed [km/h] (Section)	67.2 (1000m)
Race State	Finished



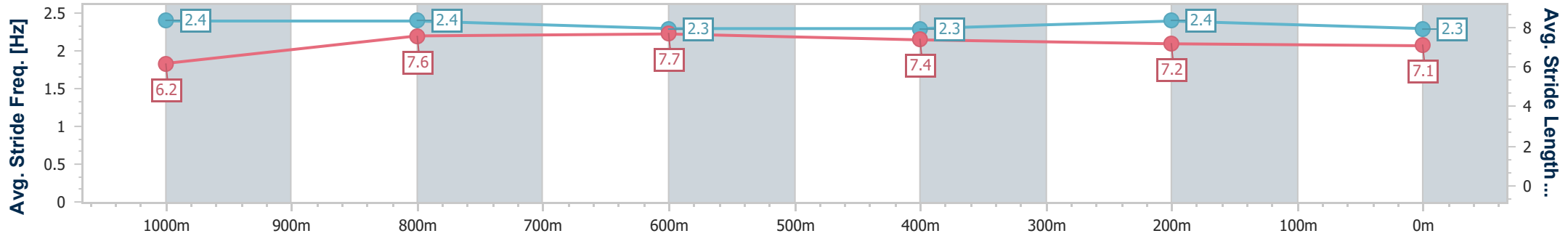
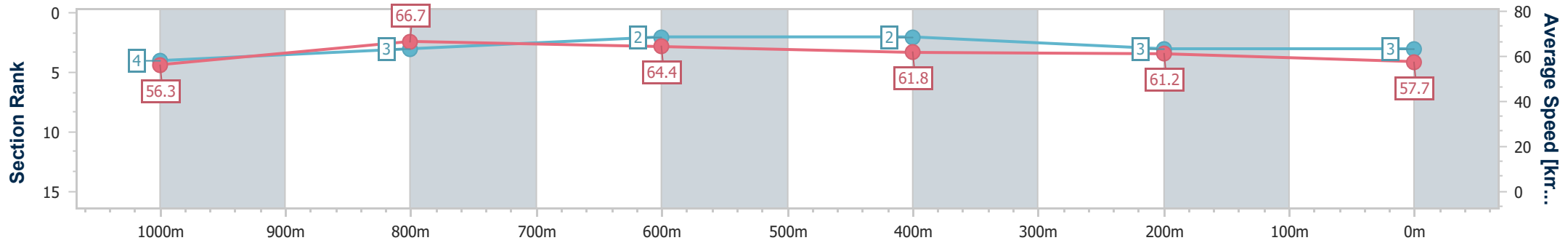
Mackay QLD Professional
 Race 3: BOOK FOR SPORTSMAN LUNCHEON FRIDAY 9TH
 AUGUST Maiden Handicap - 1200m



06 June 2024 - 13:41

Track Rating: Good 4, Weather: Fine, Rail Position: +2m Entire

Section	Overall	1000m	800m	600m	400m	200m
Section Times	1:11.02 [3] (0:12.86)	0:58.16 [4] (0:10.90)	0:47.26 [3] (0:11.25)	0:36.01 [2] (0:11.74)	0:24.27 [2] (0:11.78)	0:12.49 [3] (0:12.49)
Average Speed [km/h]	56.3	66.7	64.4	61.8	61.2	57.7
Top Speed [km/h]	65.6	67.2	65.9	63.3	63.3	60.6
Avg. Dist. to Rail [m]	3.0	2.9	2.0	0.9	2.7	3.6
Avg. Stride Freq. [Hz]	2.4	2.4	2.3	2.3	2.4	2.3
Avg. Stride Length [m]	6.2	7.6	7.7	7.4	7.2	7.1



- [] Ranking at each section and finish
- .-.- No data available at this section
- NA No data available



Horse/Jockey Name	Kaisa
Final Rank	4
Fastest Section Time (Section)	0:11.05 (1000m)
Top Speed [km/h] (Section)	66.6 (1000m)
Race State	Finished



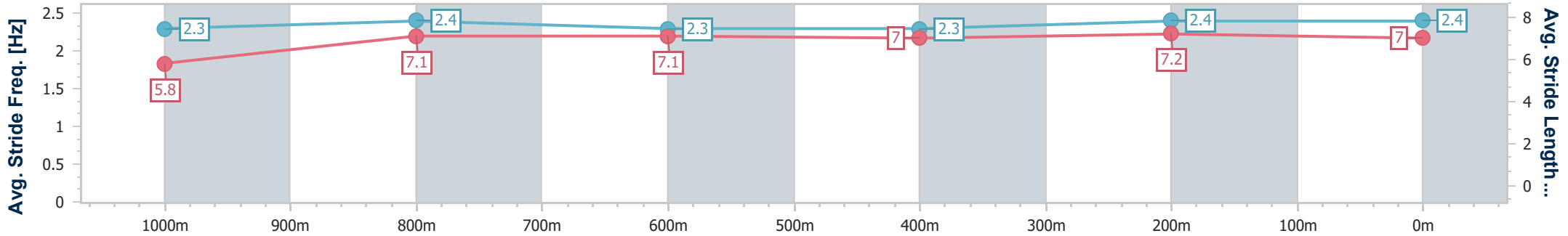
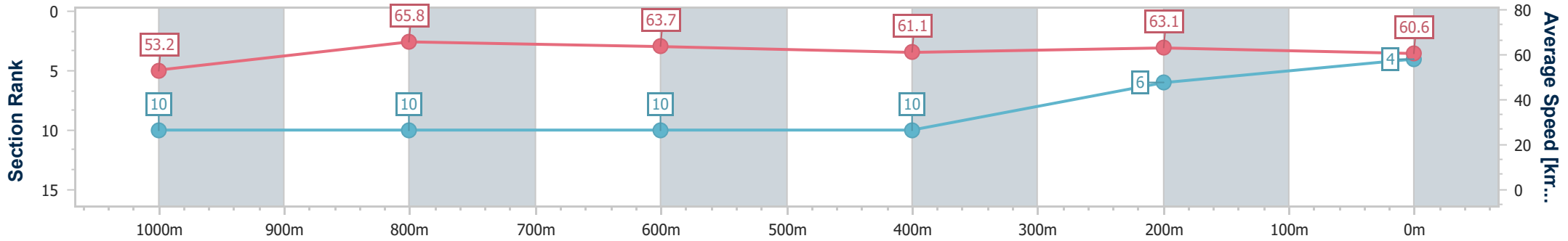
Mackay QLD Professional
 Race 3: BOOK FOR SPORTSMAN LUNCHEON FRIDAY 9TH
 AUGUST Maiden Handicap - 1200m



06 June 2024 - 13:41

Track Rating: Good 4, Weather: Fine, Rail Position: +2m Entire

Section	Overall	1000m	800m	600m	400m	200m
Section Times	1:11.18 [4] (0:13.61)	0:57.57 [10] (0:11.05)	0:46.52 [10] (0:11.37)	0:35.15 [10] (0:11.81)	0:23.34 [10] (0:11.41)	0:11.93 [6] (0:11.93)
Average Speed [km/h]	53.2	65.8	63.7	61.1	63.1	60.6
Top Speed [km/h]	65.9	66.6	64.9	61.8	63.8	63.6
Avg. Dist. to Rail [m]	4.8	1.9	1.7	0.7	2.7	5.3
Avg. Stride Freq. [Hz]	2.3	2.4	2.3	2.3	2.4	2.4
Avg. Stride Length [m]	5.8	7.1	7.1	7.0	7.2	7.0



- [] Ranking at each section and finish
- .-.- No data available at this section
- NA No data available



Horse/Jockey Name	Wanderlei
Final Rank	5
Fastest Section Time (Section)	0:10.73 (1000m)
Top Speed [km/h] (Section)	68.6 (1000m)
Race State	Finished



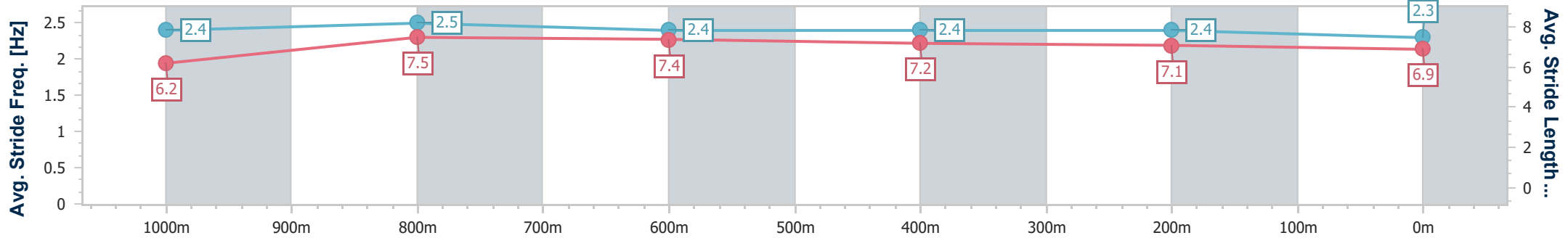
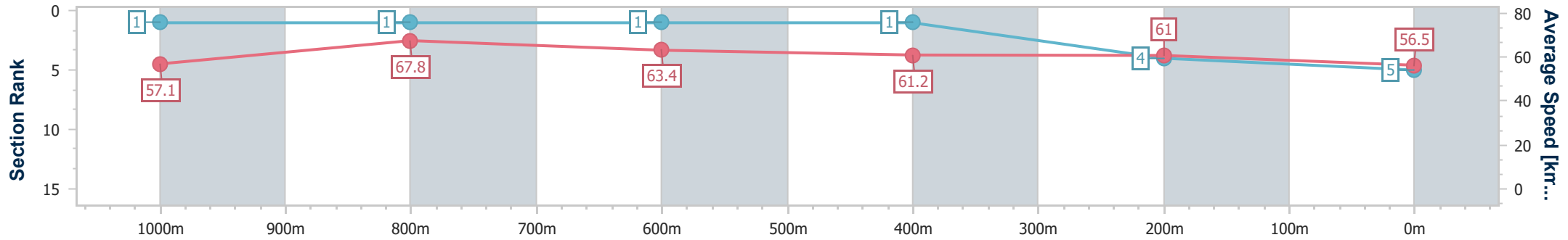
Mackay QLD Professional
 Race 3: BOOK FOR SPORTSMAN LUNCHEON FRIDAY 9TH
 AUGUST Maiden Handicap - 1200m



06 June 2024 - 13:41

Track Rating: Good 4, Weather: Fine, Rail Position: +2m Entire

Section	Overall	1000m	800m	600m	400m	200m
Section Times	1:11.30 [5] (0:12.76)	0:58.54 [1] (0:10.73)	0:47.81 [1] (0:11.34)	0:36.47 [1] (0:11.84)	0:24.63 [1] (0:11.91)	0:12.72 [4] (0:12.72)
Average Speed [km/h]	57.1	67.8	63.4	61.2	61.0	56.5
Top Speed [km/h]	67.8	68.6	65.2	62.6	61.8	60.5
Avg. Dist. to Rail [m]	8.8	3.6	0.5	1.2	2.6	3.1
Avg. Stride Freq. [Hz]	2.4	2.5	2.4	2.4	2.4	2.3
Avg. Stride Length [m]	6.2	7.5	7.4	7.2	7.1	6.9



- [] Ranking at each section and finish
- .-.- No data available at this section
- NA No data available



Horse/Jockey Name	My Little Viking
Final Rank	6
Fastest Section Time (Section)	0:11.24 (1000m)
Top Speed [km/h] (Section)	64.9 (Overall)
Race State	Finished



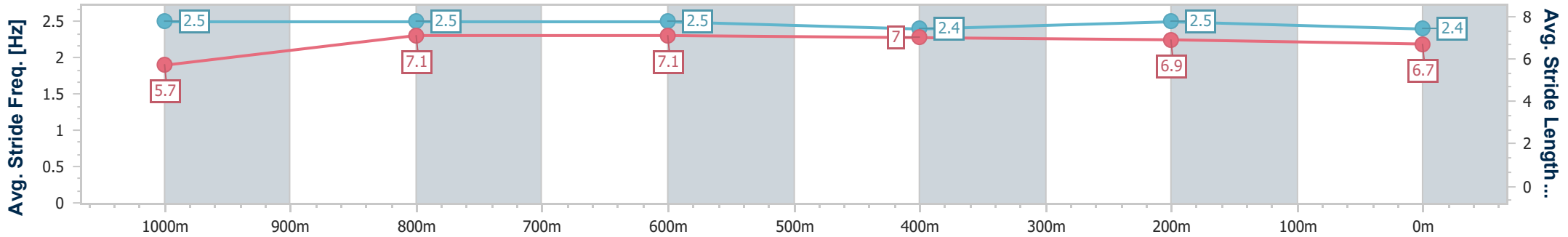
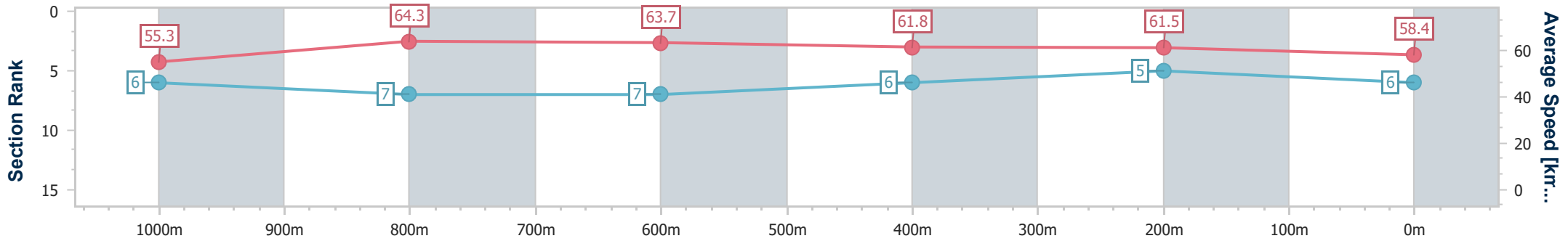
Mackay QLD Professional
 Race 3: BOOK FOR SPORTSMAN LUNCHEON FRIDAY 9TH
 AUGUST Maiden Handicap - 1200m



06 June 2024 - 13:41

Track Rating: Good 4, Weather: Fine, Rail Position: +2m Entire

Section	Overall	1000m	800m	600m	400m	200m
Section Times	1:11.43 [6] (0:13.14)	0:58.29 [6] (0:11.24)	0:47.05 [7] (0:11.36)	0:35.69 [7] (0:11.63)	0:24.06 [6] (0:11.75)	0:12.31 [5] (0:12.31)
Average Speed [km/h]	55.3	64.3	63.7	61.8	61.5	58.4
Top Speed [km/h]	64.9	64.9	64.4	62.6	62.1	62.0
Avg. Dist. to Rail [m]	6.7	2.3	2.1	0.9	2.4	5.3
Avg. Stride Freq. [Hz]	2.5	2.5	2.5	2.4	2.5	2.4
Avg. Stride Length [m]	5.7	7.1	7.1	7.0	6.9	6.7



- [] Ranking at each section and finish
- .-.- No data available at this section
- NA No data available



Horse/Jockey Name	Dawson Drover
Final Rank	7
Fastest Section Time (Section)	0:11.12 (1000m)
Top Speed [km/h] (Section)	67.0 (Overall)
Race State	Finished



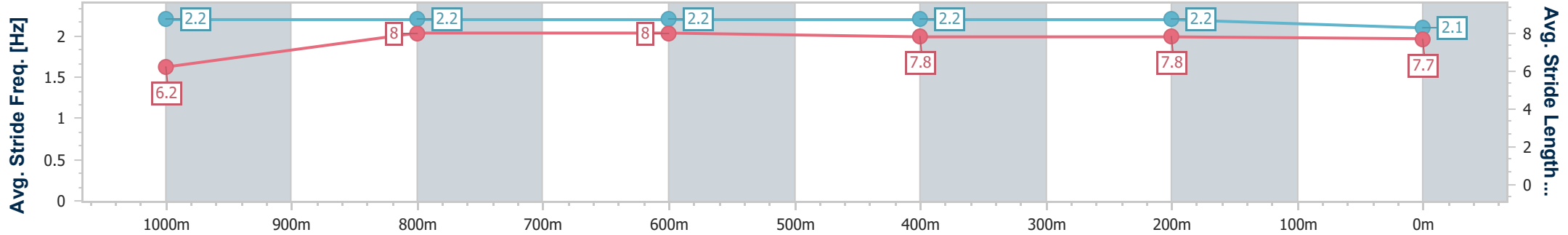
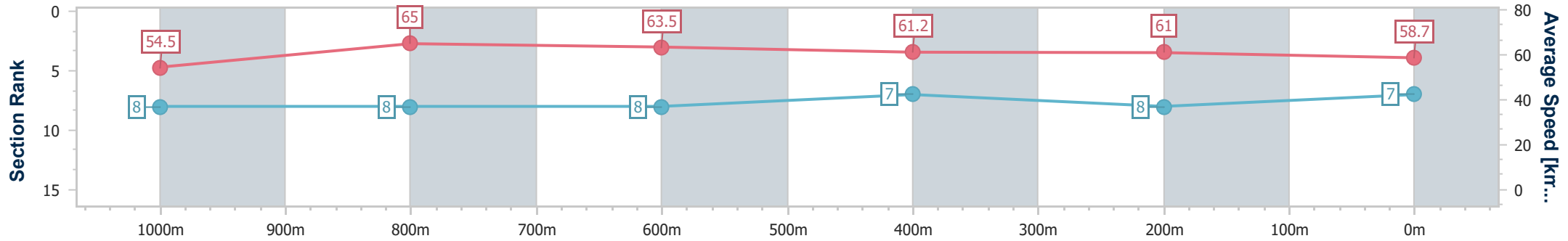
Mackay QLD Professional
 Race 3: BOOK FOR SPORTSMAN LUNCHEON FRIDAY 9TH
 AUGUST Maiden Handicap - 1200m



06 June 2024 - 13:41

Track Rating: Good 4, Weather: Fine, Rail Position: +2m Entire

Section	Overall	1000m	800m	600m	400m	200m
Section Times	1:11.72 [7] (0:13.31)	0:58.41 [8] (0:11.12)	0:47.29 [8] (0:11.39)	0:35.90 [8] (0:11.78)	0:24.12 [7] (0:11.81)	0:12.31 [8] (0:12.31)
Average Speed [km/h]	54.5	65.0	63.5	61.2	61.0	58.7
Top Speed [km/h]	67.0	66.2	65.0	62.2	61.6	60.9
Avg. Dist. to Rail [m]	4.5	1.8	1.0	0.4	1.2	1.6
Avg. Stride Freq. [Hz]	2.2	2.2	2.2	2.2	2.2	2.1
Avg. Stride Length [m]	6.2	8.0	8.0	7.8	7.8	7.7



- [] Ranking at each section and finish
- .-.- No data available at this section
- NA No data available



Horse/Jockey Name	Vinrosa
Final Rank	8
Fastest Section Time (Section)	0:11.05 (1000m)
Top Speed [km/h] (Section)	66.3 (Overall)
Race State	Finished



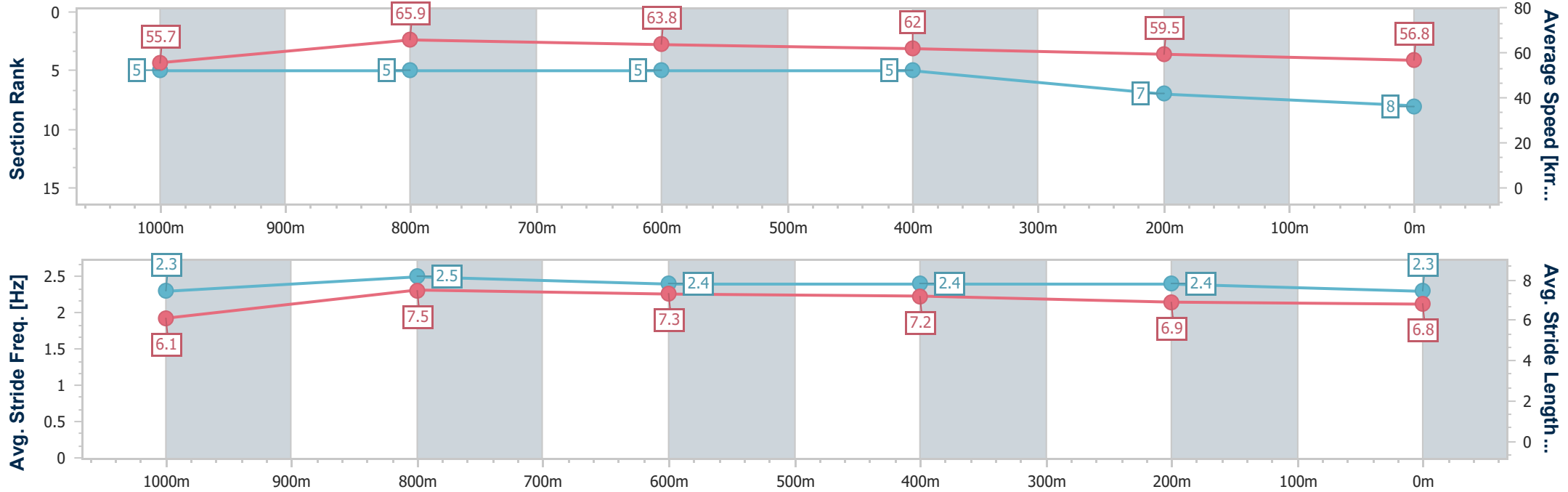
Mackay QLD Professional
 Race 3: BOOK FOR SPORTSMAN LUNCHEON FRIDAY 9TH
 AUGUST Maiden Handicap - 1200m



06 June 2024 - 13:41

Track Rating: Good 4, Weather: Fine, Rail Position: +2m Entire

Section	Overall	1000m	800m	600m	400m	200m
Section Times	1:11.99 [8] (0:12.99)	0:59.00 [5] (0:11.05)	0:47.95 [5] (0:11.35)	0:36.60 [5] (0:11.76)	0:24.84 [5] (0:12.17)	0:12.67 [7] (0:12.67)
Average Speed [km/h]	55.7	65.9	63.8	62.0	59.5	56.8
Top Speed [km/h]	66.3	66.3	65.9	62.8	61.1	60.0
Avg. Dist. to Rail [m]	5.2	2.6	2.5	1.6	4.0	3.6
Avg. Stride Freq. [Hz]	2.3	2.5	2.4	2.4	2.4	2.3
Avg. Stride Length [m]	6.1	7.5	7.3	7.2	6.9	6.8



- [] Ranking at each section and finish
- .-.- No data available at this section
- NA No data available



Horse/Jockey Name	Smokin' Rubi
Final Rank	9
Fastest Section Time (Section)	0:11.10 (1000m)
Top Speed [km/h] (Section)	66.2 (1000m)
Race State	Finished



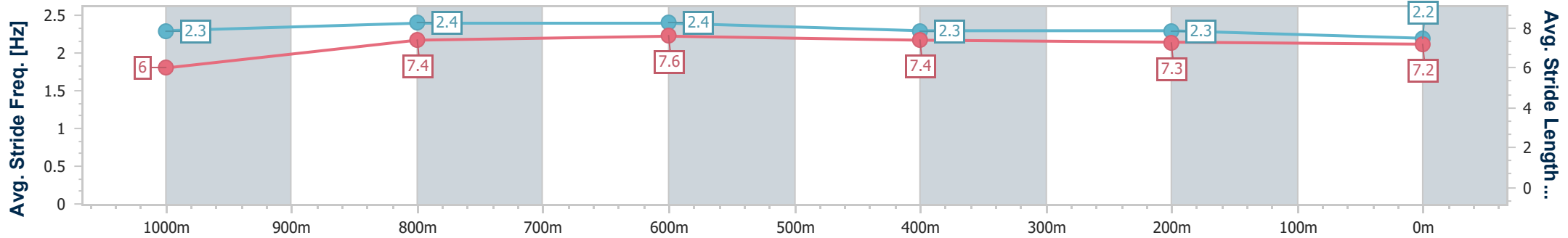
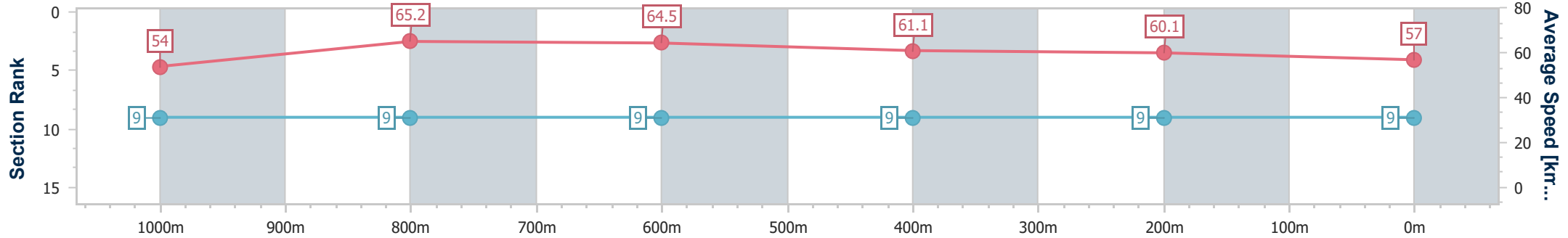
Mackay QLD Professional
 Race 3: BOOK FOR SPORTSMAN LUNCHEON FRIDAY 9TH
 AUGUST Maiden Handicap - 1200m



06 June 2024 - 13:41

Track Rating: Good 4, Weather: Fine, Rail Position: +2m Entire

Section	Overall	1000m	800m	600m	400m	200m
Section Times	1:12.48 [9] (0:13.52)	0:58.96 [9] (0:11.10)	0:47.86 [9] (0:11.22)	0:36.64 [9] (0:11.94)	0:24.70 [9] (0:12.08)	0:12.62 [9] (0:12.62)
Average Speed [km/h]	54.0	65.2	64.5	61.1	60.1	57.0
Top Speed [km/h]	65.3	66.2	65.6	63.0	60.4	60.0
Avg. Dist. to Rail [m]	8.4	2.1	1.8	1.9	4.0	3.5
Avg. Stride Freq. [Hz]	2.3	2.4	2.4	2.3	2.3	2.2
Avg. Stride Length [m]	6.0	7.4	7.6	7.4	7.3	7.2



- [] Ranking at each section and finish
- .-.- No data available at this section
- NA No data available



Horse/Jockey Name	Zuri Zuri
Final Rank	10
Fastest Section Time (Section)	0:10.92 (800m)
Top Speed [km/h] (Section)	67.2 (800m)
Race State	Finished



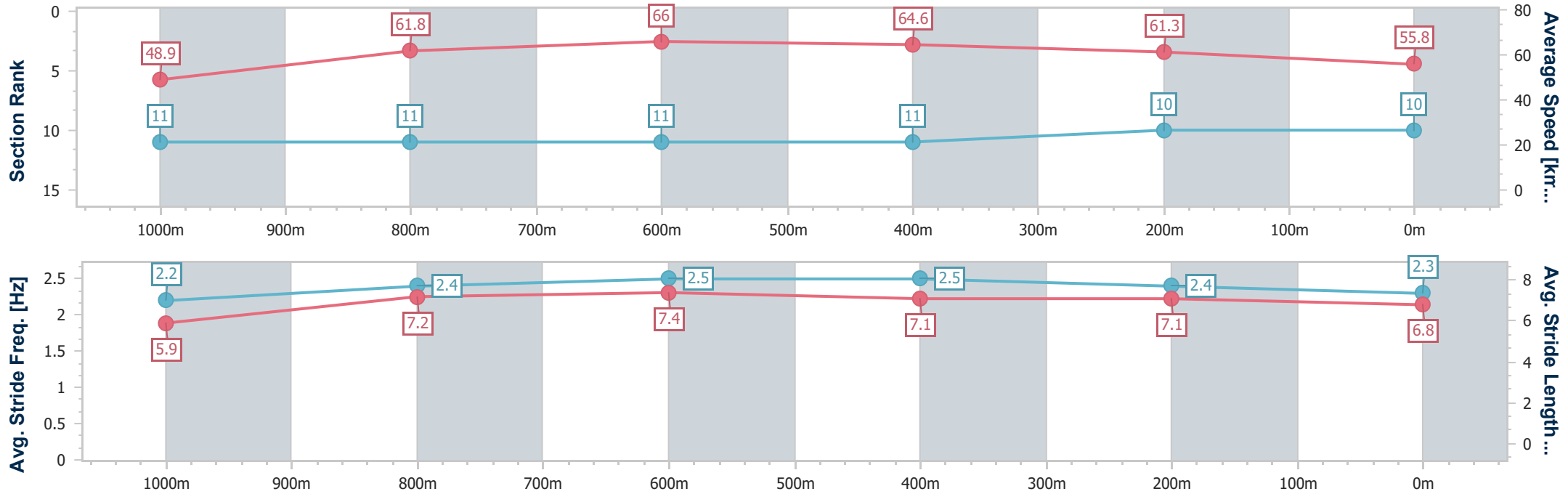
Mackay QLD Professional
 Race 3: BOOK FOR SPORTSMAN LUNCHEON FRIDAY 9TH
 AUGUST Maiden Handicap - 1200m



06 June 2024 - 13:41

Track Rating: Good 4, Weather: Fine, Rail Position: +2m Entire

Section	Overall	1000m	800m	600m	400m	200m
Section Times	1:13.32 [10] (0:14.79)	0:58.53 [11] (0:11.72)	0:46.81 [11] (0:10.92)	0:35.89 [11] (0:11.19)	0:24.70 [11] (0:11.79)	0:12.91 [10] (0:12.91)
Average Speed [km/h]	48.9	61.8	66.0	64.6	61.3	55.8
Top Speed [km/h]	53.9	65.9	67.2	65.7	63.3	60.7
Avg. Dist. to Rail [m]	2.4	0.8	1.0	0.9	2.0	4.5
Avg. Stride Freq. [Hz]	2.2	2.4	2.5	2.5	2.4	2.3
Avg. Stride Length [m]	5.9	7.2	7.4	7.1	7.1	6.8



- [] Ranking at each section and finish
- .-.- No data available at this section
- NA No data available



Horse/Jockey Name	Devilish Dancer
Final Rank	11
Fastest Section Time (Section)	0:10.98 (1000m)
Top Speed [km/h] (Section)	68.1 (Overall)
Race State	Finished



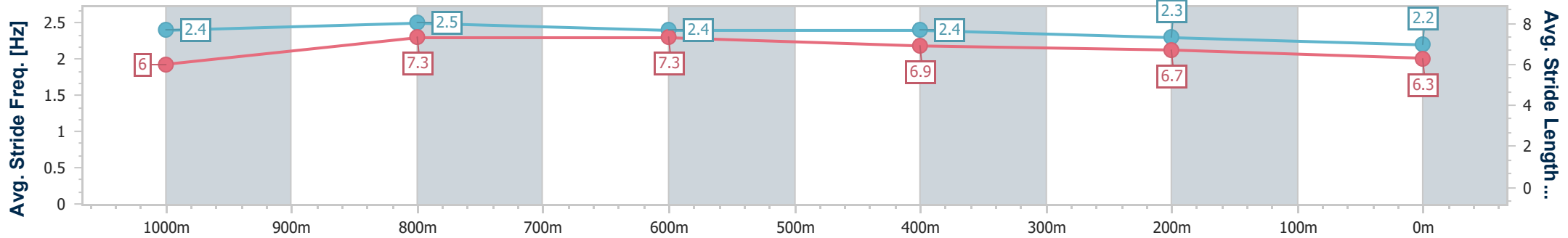
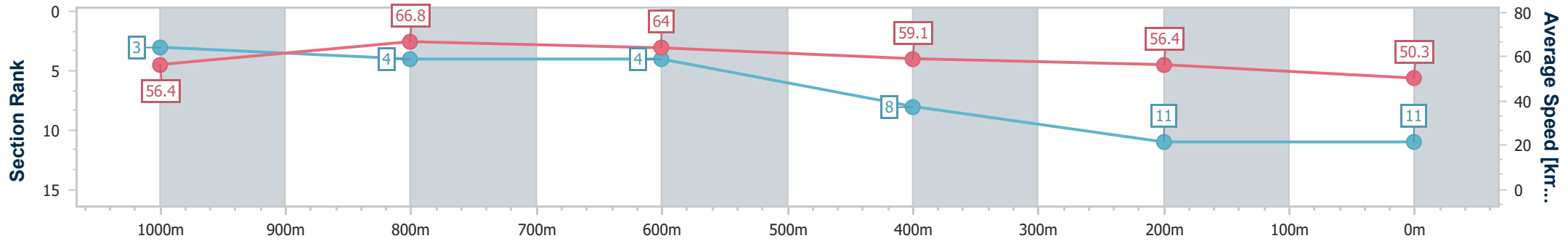
Mackay QLD Professional
 Race 3: BOOK FOR SPORTSMAN LUNCHEON FRIDAY 9TH
 AUGUST Maiden Handicap - 1200m



06 June 2024 - 13:41

Track Rating: Good 4, Weather: Fine, Rail Position: +2m Entire

Section	Overall	1000m	800m	600m	400m	200m
Section Times	1:14.78 [11] (0:12.84)	1:01.94 [3] (0:10.98)	0:50.96 [4] (0:11.39)	0:39.57 [4] (0:12.42)	0:27.15 [8] (0:12.85)	0:14.30 [11] (0:14.30)
Average Speed [km/h]	56.4	66.8	64.0	59.1	56.4	50.3
Top Speed [km/h]	68.1	67.7	65.8	61.2	57.7	54.8
Avg. Dist. to Rail [m]	6.6	4.7	4.2	2.6	4.3	7.3
Avg. Stride Freq. [Hz]	2.4	2.5	2.4	2.4	2.3	2.2
Avg. Stride Length [m]	6.0	7.3	7.3	6.9	6.7	6.3



- [] Ranking at each section and finish
- .-.- No data available at this section
- NA No data available