



Doomben QLD Professional

Race 6: SKY RACING BENCHMARK 68 Handicap - 1640m

05 June 2024 - 15:29



BRISBANE
RACING CLUB

Track Rating: Soft 5, Weather: Fine, Rail Position: +7m Entire

Section														
Field Times	Overall	1400m	1200m	1000m	800m	600m	400m	Last 600m						
	1:38.89 (0:16.55)	1:22.34 (0:11.15)	1:11.19 (0:11.13)	1:00.06 (0:11.69)	0:48.37 (0:11.91)	0:36.46 (0:11.98)	0:24.48 (0:12.07)	0:36.46						
Rank	TAB	Horse/Jockey	Barrier	Top Speed [km/h]	Fastest Section								Distance Travelled [m]	
1	6	EXTRAORDINAIRE Ryan Maloney	9	65.4 1200m	0:11.28 1200m	1:38.89 [1] (0:16.82)	1:22.07 [5] (0:11.64)	1:10.43 [6] (0:11.28)	0:59.15 [6] (0:11.53)	0:47.62 [6] (0:11.59)	0:36.03 [5] (0:11.86)	0:24.17 [5] (0:11.76)	0:36.03	
2	5	SECURITY ADVISOR Melea Castle	11	64.7 1000m	0:11.37 1000m	1:39.05 [2] (0:17.51)	1:21.54 [10] (0:11.64)	1:09.90 [10] (0:11.43)	0:58.47 [10] (0:11.37)	0:47.10 [10] (0:11.61)	0:35.49 [9] (0:11.46)	0:24.03 [7] (0:11.81)	0:35.49	-4
3	2	REDWOOD SHADOW Bailey Wheeler	1	64.5 1000m	0:11.47 1200m	1:39.19 [3] (0:17.13)	1:22.06 [8] (0:11.53)	1:10.53 [7] (0:11.47)	0:59.06 [8] (0:11.49)	0:47.57 [8] (0:11.75)	0:35.82 [8] (0:11.70)	0:24.12 [9] (0:11.87)	0:35.82	+0
4	8	SEA RIPPLE Robbie Dolan	3	64.7 1200m	0:11.23 1200m	1:39.35 [4] (0:16.55)	1:22.80 [1] (0:11.42)	1:11.38 [3] (0:11.23)	1:00.15 [3] (0:11.61)	0:48.54 [3] (0:11.83)	0:36.71 [3] (0:11.81)	0:24.90 [2] (0:12.08)	0:36.71	-3
5	3	CHASING JACKLEY Tahlia Fenlon	6	65.1 1200m	0:11.21 1200m	1:39.40 [5] (0:16.91)	1:22.49 [6] (0:11.28)	1:11.21 [4] (0:11.21)	1:00.00 [4] (0:11.51)	0:48.49 [4] (0:11.79)	0:36.70 [4] (0:11.92)	0:24.78 [3] (0:12.09)	0:36.70	-8
6	12	APERITIVO Dale Smith	7	64.6 1200m	0:11.31 1200m	1:39.65 [6] (0:16.80)	1:22.85 [4] (0:11.55)	1:11.30 [5] (0:11.31)	0:59.99 [5] (0:11.60)	0:48.39 [5] (0:11.77)	0:36.62 [6] (0:11.96)	0:24.66 [6] (0:11.86)	0:36.62	+3
7	1	TAVIS TOWN Marnu Potgieter	2	66.8 1200m	0:11.09 1200m	1:39.76 [7] (0:16.59)	1:23.17 [2] (0:11.17)	1:12.00 [2] (0:11.09)	1:00.91 [2] (0:11.67)	0:49.24 [1] (0:11.91)	0:37.33 [1] (0:11.98)	0:25.35 [1] (0:12.19)	0:37.33	-7
8	10	PAIENBARA Justin Huxtable	13	65.4 1000m	0:11.42 1000m	1:39.83 [8] (0:17.58)	1:22.25 [11] (0:11.60)	1:10.65 [11] (0:11.54)	0:59.11 [11] (0:11.42)	0:47.69 [11] (0:11.66)	0:36.03 [11] (0:11.57)	0:24.46 [10] (0:11.70)	0:36.03	-4
9	13	DISCERNING Mark Du Plessis	8	65.0 1200m	0:11.39 1200m	1:39.90 [9] (0:17.34)	1:22.56 [9] (0:11.65)	1:10.91 [9] (0:11.39)	0:59.52 [9] (0:11.50)	0:48.02 [9] (0:11.89)	0:36.13 [10] (0:11.63)	0:24.50 [11] (0:11.73)	0:36.13	+0
10	4	FIVE CROWNS Andrew Mallyon	14	65.8 1200m	0:11.31 1200m	1:40.62 [10] (0:17.12)	1:23.50 [7] (0:11.56)	1:11.94 [8] (0:11.31)	1:00.63 [7] (0:11.49)	0:49.14 [7] (0:11.75)	0:37.39 [7] (0:11.83)	0:25.56 [8] (0:12.14)	0:37.39	+0

Scratched: Persevere (#9), Pannier (#7), Saddles (#14)

[] Ranking at each section and finish
 -:-:- No data available at this section
 NA No data available

SCN Saddle cloth number
 DNF Did not finish
 DNT Did not track



Doomben QLD Professional

Race 6: SKY RACING BENCHMARK 68 Handicap - 1640m

05 June 2024 - 15:29



BRISBANE
RACING CLUB

Track Rating: Soft 5, Weather: Fine, Rail Position: +7m Entire

Section	Overall	1400m	1200m	1000m	800m	600m	400m	Last 600m
Field Times	1:38.89 (0:16.55)	1:22.34 (0:11.15)	1:11.19 (0:11.13)	1:00.06 (0:11.69)	0:48.37 (0:11.91)	0:36.46 (0:11.98)	0:24.48 (0:12.07)	0:36.46

Rank	TAB	Horse/Jockey	Barrier	Top Speed [km/h]	Fastest Section								Distance Travelled [m]	
11	11	SOCK'EMSID	12	67.2	0:10.96	1:40.73 [11]	1:23.99 [3]	1:13.03 [1]	1:01.90 [1]	0:50.12 [2]	0:38.13 [2]	0:26.05 [4]	0:38.13	+5
		Anthony Allen		1400m	1400m	(0:16.74)	(0:10.96)	(0:11.13)	(0:11.78)	(0:11.99)	(0:12.08)	(0:12.50)		

Scratched: Persevere (#9), Pannier (#7), Saddles (#14)

[] Ranking at each section and finish
 -:-:- No data available at this section
 NA No data available

SCN Saddle cloth number
 DNF Did not finish
 DNT Did not track



Doomben QLD Professional

Race 6: SKY RACING BENCHMARK 68 Handicap - 1640m

05 June 2024 - 15:29



BRISBANE
RACING CLUB

Track Rating: Soft 5, Weather: Fine, Rail Position: +7m Entire

Section				200m				Last 600m	
Field Times				0:12.41 (0:12.41)				0:36.46	
Rank	TAB	Horse/Jockey	Barrier	Top Speed [km/h]	Fastest Section	Margin			Distance Travelled [m]
1	6	EXTRAORDINAIRE Ryan Maloney	9	65.4 1200m	0:11.28 1200m	0:12.41 [1] (0:12.41)	1:38.89		0:36.03
2	5	SECURITY ADVISOR Melea Castle	11	64.7 1000m	0:11.37 1000m	0:12.22 [5] (0:12.22)	0.91L		0:35.49 -4
3	2	REDWOOD SHADOW Bailey Wheeler	1	64.5 1000m	0:11.47 1200m	0:12.25 [7] (0:12.25)	1.74L		0:35.82 +0
4	8	SEA RIPPLE Robbie Dolan	3	64.7 1200m	0:11.23 1200m	0:12.82 [2] (0:12.82)	2.67L		0:36.71 -3
5	3	CHASING JACKLEY Tahlia Fenlon	6	65.1 1200m	0:11.21 1200m	0:12.69 [4] (0:12.69)	2.96L		0:36.70 -8
6	12	APERITIVO Dale Smith	7	64.6 1200m	0:11.31 1200m	0:12.80 [6] (0:12.80)	4.42L		0:36.62 +3
7	1	TAVIS TOWN Marnu Potgieter	2	66.8 1200m	0:11.09 1200m	0:13.16 [3] (0:13.16)	5.06L		0:37.33 -7
8	10	PAIENBARA Justin Huxtable	13	65.4 1000m	0:11.42 1000m	0:12.76 [8] (0:12.76)	5.5L		0:36.03 -4
9	13	DISCERNING Mark Du Plessis	8	65.0 1200m	0:11.39 1200m	0:12.77 [9] (0:12.77)	5.94L		0:36.13 +0
10	4	FIVE CROWNS Andrew Mallyon	14	65.8 1200m	0:11.31 1200m	0:13.42 [11] (0:13.42)	10.17L		0:37.39 +0

Scratched: Persevere (#9), Pannier (#7), Saddles (#14)

[] Ranking at each section and finish
 -:-:- No data available at this section
 NA No data available

SCN Saddle cloth number
 DNF Did not finish
 DNT Did not track



Doomben QLD Professional

Race 6: SKY RACING BENCHMARK 68 Handicap - 1640m

05 June 2024 - 15:29



BRISBANE
RACING CLUB

Track Rating: Soft 5, Weather: Fine, Rail Position: +7m Entire

Section				200m				Last 600m	
Field Times				0:12.41 (0:12.41)				0:36.46	
Rank	TAB Horse/Jockey	Barrier	Top Speed [km/h]	Fastest Section	Margin				Distance Travelled [m]
11	11 SOCK'EMSID Anthony Allen	12	67.2 1400m	0:10.96 1400m	0:13.55 [10] (0:13.55)	10.82L		0:38.13	+5

Scratched: Persevere (#9), Pannier (#7), Saddles (#14)

[] Ranking at each section and finish
 -:-:-:- No data available at this section
 NA No data available

SCN Saddle cloth number
 DNF Did not finish
 DNT Did not track



Horse/Jockey Name	Extraordinaire
Final Rank	1
Fastest Section Time (Section)	0:11.28 (1200m)
Top Speed [km/h] (Section)	65.4 (1200m)
Race State	Finished

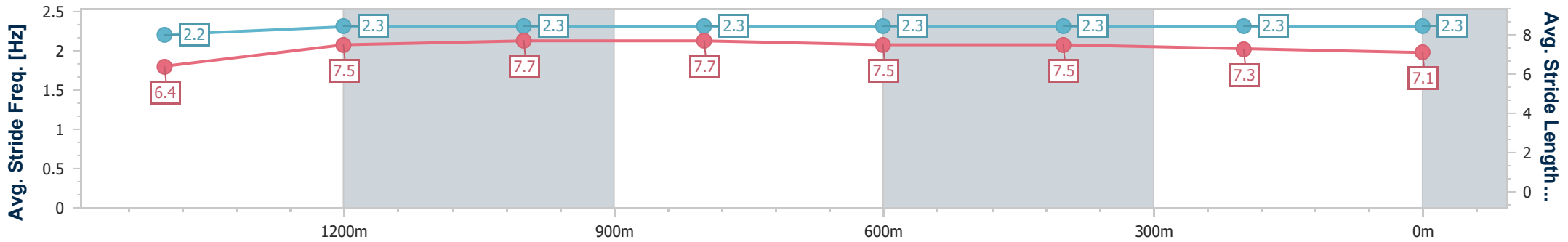
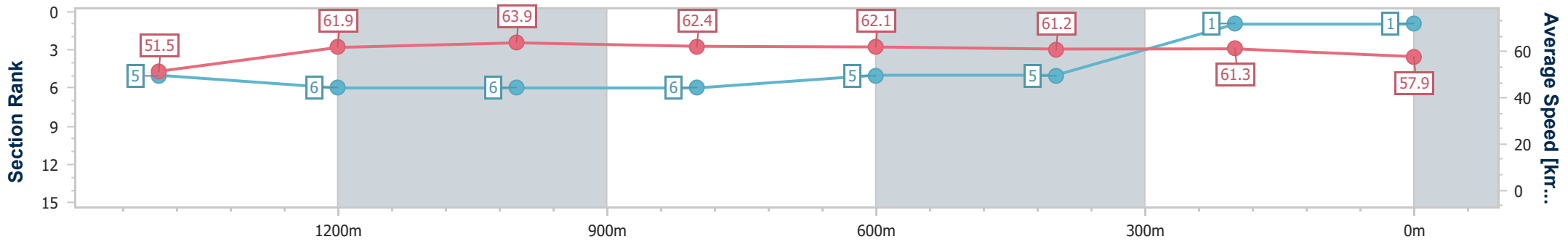


Doomben QLD Professional
Race 6: SKY RACING BENCHMARK 68 Handicap - 1640m
 05 June 2024 - 15:29
 Track Rating: Soft 5, Weather: Fine, Rail Position: +7m Entire



BRISBANE
RACING CLUB

Section	Overall	1400m	1200m	1000m	800m	600m	400m	200m
Section Times	1:38.89 [1] (0:16.82)	1:22.07 [5] (0:11.64)	1:10.43 [6] (0:11.28)	0:59.15 [6] (0:11.53)	0:47.62 [6] (0:11.59)	0:36.03 [5] (0:11.86)	0:24.17 [5] (0:11.76)	0:12.41 [1] (0:12.41)
Average Speed [km/h]	51.5	61.9	63.9	62.4	62.1	61.2	61.3	57.9
Top Speed [km/h]	62.0	64.3	65.4	64.7	63.9	61.8	62.0	60.2
Avg. Dist. to Rail [m]	1.9	0.7	0.5	0.6	0.2	0.6	1.3	3.4
Avg. Stride Freq. [Hz]	2.2	2.3	2.3	2.3	2.3	2.3	2.3	2.3
Avg. Stride Length [m]	6.4	7.5	7.7	7.7	7.5	7.5	7.3	7.1



- [] Ranking at each section and finish
- .-.- No data available at this section
- NA No data available



Horse/Jockey Name	Security Advisor
Final Rank	2
Fastest Section Time (Section)	0:11.37 (1000m)
Top Speed [km/h] (Section)	64.7 (1000m)
Race State	Finished

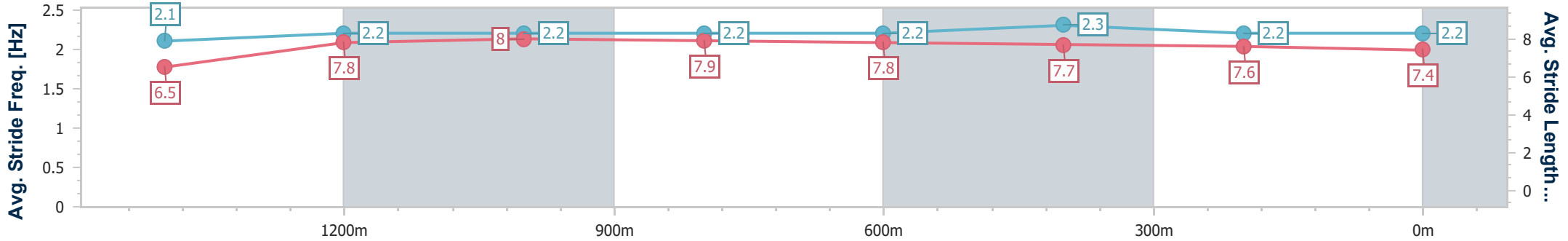
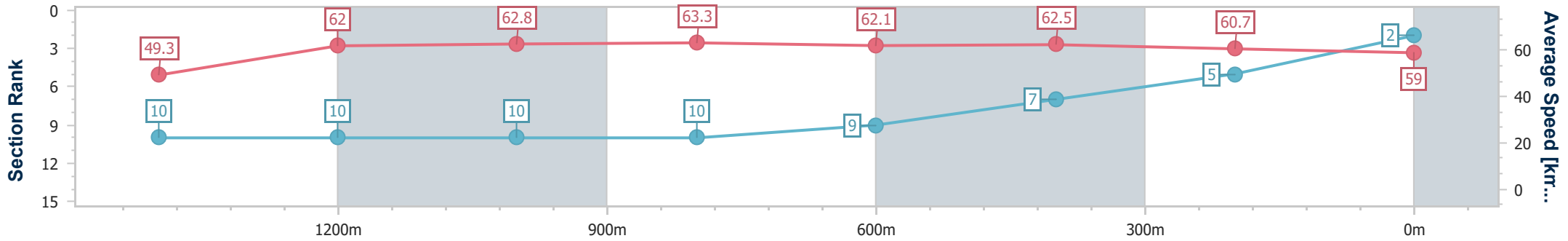


Doomben QLD Professional
Race 6: SKY RACING BENCHMARK 68 Handicap - 1640m
 05 June 2024 - 15:29
 Track Rating: Soft 5, Weather: Fine, Rail Position: +7m Entire



BRISBANE
RACING CLUB

Section	Overall	1400m	1200m	1000m	800m	600m	400m	200m
Section Times	1:39.05 [2] (0:17.51)	1:21.54 [10] (0:11.64)	1:09.90 [10] (0:11.43)	0:58.47 [10] (0:11.37)	0:47.10 [10] (0:11.61)	0:35.49 [9] (0:11.46)	0:24.03 [7] (0:11.81)	0:12.22 [5]
Average Speed [km/h]	49.3	62.0	62.8	63.3	62.1	62.5	60.7	59.0
Top Speed [km/h]	61.4	62.7	64.3	64.7	63.6	63.7	61.4	60.8
Avg. Dist. to Rail [m]	1.7	0.3	0.3	0.5	0.2	1.0	1.3	4.7
Avg. Stride Freq. [Hz]	2.1	2.2	2.2	2.2	2.2	2.3	2.2	2.2
Avg. Stride Length [m]	6.5	7.8	8.0	7.9	7.8	7.7	7.6	7.4



- [] Ranking at each section and finish
- .-.-.- No data available at this section
- NA No data available



Horse/Jockey Name	Redwood Shadow
Final Rank	3
Fastest Section Time (Section)	0:11.47 (1200m)
Top Speed [km/h] (Section)	64.5 (1000m)
Race State	Finished

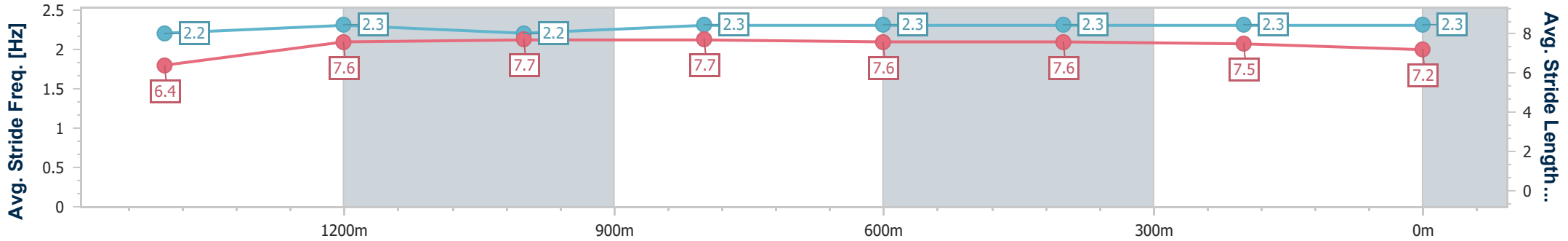
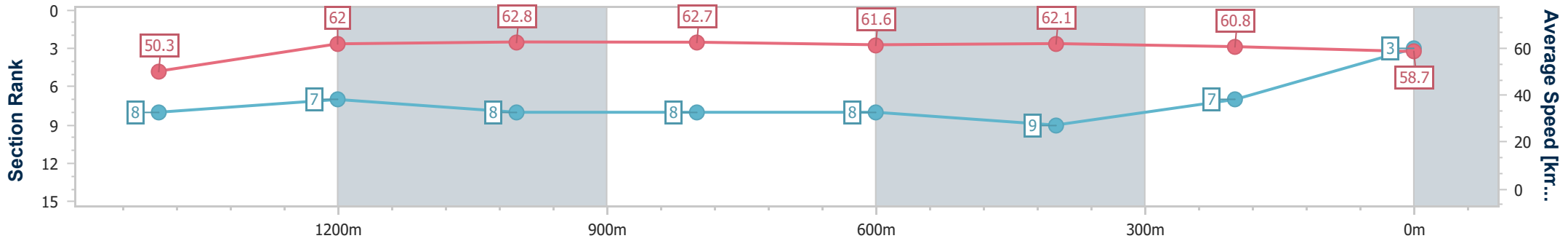


Doomben QLD Professional
Race 6: SKY RACING BENCHMARK 68 Handicap - 1640m
 05 June 2024 - 15:29
 Track Rating: Soft 5, Weather: Fine, Rail Position: +7m Entire



BRISBANE
RACING CLUB

Section	Overall	1400m	1200m	1000m	800m	600m	400m	200m
Section Times	1:39.19 [3] (0:17.13)	1:22.06 [8] (0:11.53)	1:10.53 [7] (0:11.47)	0:59.06 [8] (0:11.49)	0:47.57 [8] (0:11.75)	0:35.82 [8] (0:11.70)	0:24.12 [9] (0:11.87)	0:12.25 [7] (0:12.25)
Average Speed [km/h]	50.3	62.0	62.8	62.7	61.6	62.1	60.8	58.7
Top Speed [km/h]	61.6	62.9	64.1	64.5	62.6	63.1	62.3	60.8
Avg. Dist. to Rail [m]	1.6	1.3	0.3	0.8	1.4	1.4	3.5	6.2
Avg. Stride Freq. [Hz]	2.2	2.3	2.2	2.3	2.3	2.3	2.3	2.3
Avg. Stride Length [m]	6.4	7.6	7.7	7.7	7.6	7.6	7.5	7.2



- [] Ranking at each section and finish
- .-.- No data available at this section
- NA No data available



Horse/Jockey Name	Sea Ripple
Final Rank	4
Fastest Section Time (Section)	0:11.23 (1200m)
Top Speed [km/h] (Section)	64.7 (1200m)
Race State	Finished

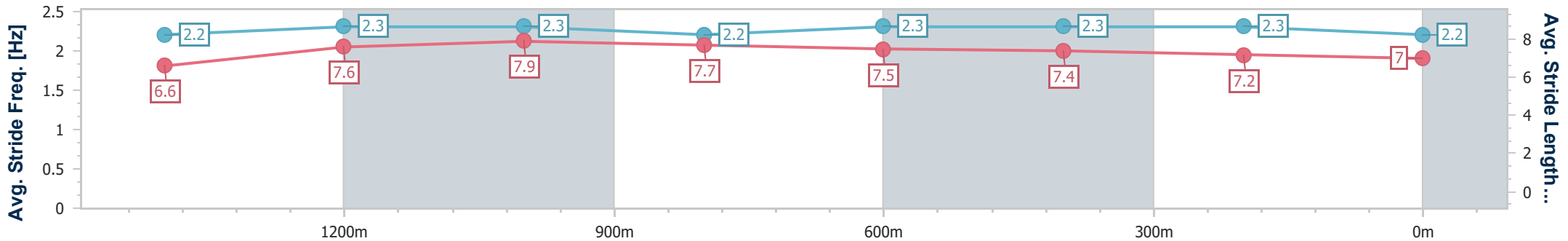
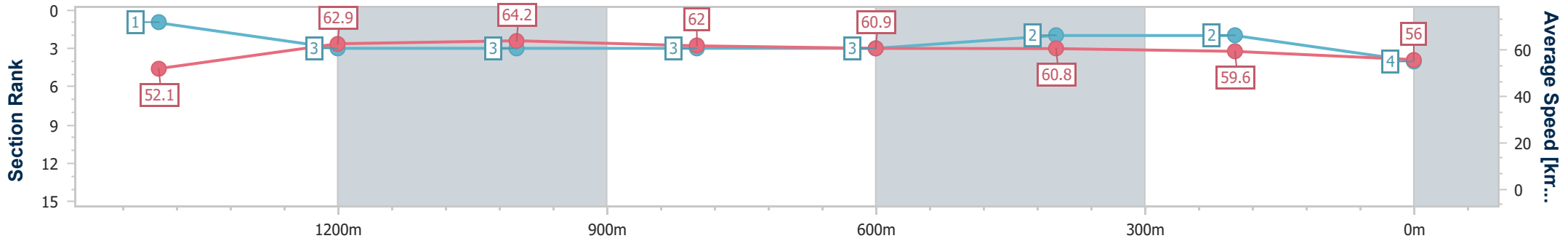


Doomben QLD Professional
Race 6: SKY RACING BENCHMARK 68 Handicap - 1640m
 05 June 2024 - 15:29
 Track Rating: Soft 5, Weather: Fine, Rail Position: +7m Entire



BRISBANE
RACING CLUB

Section	Overall	1400m	1200m	1000m	800m	600m	400m	200m
Section Times	1:39.35 [4] (0:16.55)	1:22.80 [1] (0:11.42)	1:11.38 [3] (0:11.23)	1:00.15 [3] (0:11.61)	0:48.54 [3] (0:11.83)	0:36.71 [3] (0:11.81)	0:24.90 [2] (0:12.08)	0:12.82 [2] (0:12.82)
Average Speed [km/h]	52.1	62.9	64.2	62.0	60.9	60.8	59.6	56.0
Top Speed [km/h]	62.4	64.1	64.7	64.3	61.6	61.6	60.8	58.1
Avg. Dist. to Rail [m]	0.8	0.8	0.3	0.5	0.2	0.4	0.4	1.3
Avg. Stride Freq. [Hz]	2.2	2.3	2.3	2.2	2.3	2.3	2.3	2.2
Avg. Stride Length [m]	6.6	7.6	7.9	7.7	7.5	7.4	7.2	7.0



- [] Ranking at each section and finish
- .-.- No data available at this section
- NA No data available



Horse/Jockey Name	Chasing Jackley
Final Rank	5
Fastest Section Time (Section)	0:11.21 (1200m)
Top Speed [km/h] (Section)	65.1 (1200m)
Race State	Finished

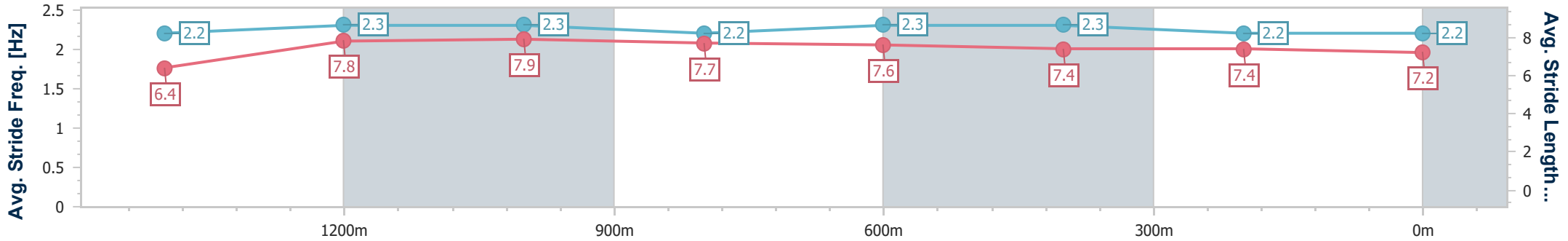
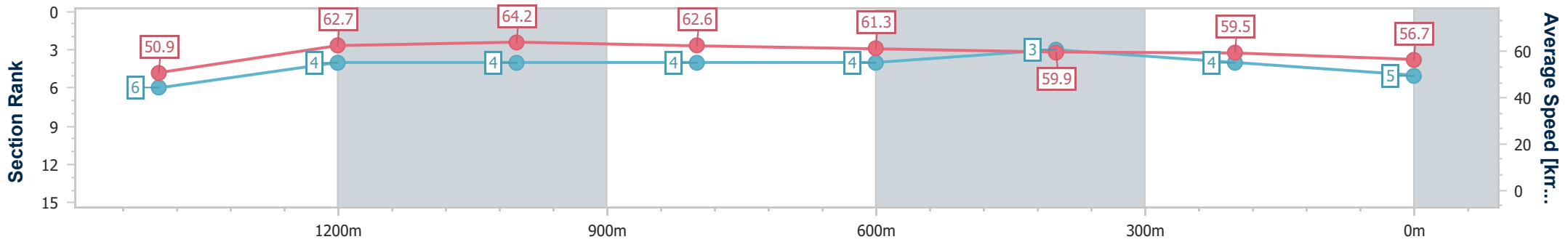


Doomben QLD Professional
Race 6: SKY RACING BENCHMARK 68 Handicap - 1640m
 05 June 2024 - 15:29
 Track Rating: Soft 5, Weather: Fine, Rail Position: +7m Entire



BRISBANE
RACING CLUB

Section	Overall	1400m	1200m	1000m	800m	600m	400m	200m
Section Times	1:39.40 [5] (0:16.91)	1:22.49 [6] (0:11.28)	1:11.21 [4] (0:11.21)	1:00.00 [4] (0:11.51)	0:48.49 [4] (0:11.79)	0:36.70 [4] (0:11.92)	0:24.78 [3] (0:12.09)	0:12.69 [4] (0:12.69)
Average Speed [km/h]	50.9	62.7	64.2	62.6	61.3	59.9	59.5	56.7
Top Speed [km/h]	63.7	63.5	65.1	64.6	61.8	61.2	60.2	58.9
Avg. Dist. to Rail [m]	1.2	2.7	1.3	0.2	0.3	1.0	1.1	2.7
Avg. Stride Freq. [Hz]	2.2	2.3	2.3	2.2	2.3	2.3	2.2	2.2
Avg. Stride Length [m]	6.4	7.8	7.9	7.7	7.6	7.4	7.4	7.2



- [] Ranking at each section and finish
- .-.- No data available at this section
- NA No data available



Horse/Jockey Name	Aperitivo
Final Rank	6
Fastest Section Time (Section)	0:11.31 (1200m)
Top Speed [km/h] (Section)	64.6 (1200m)
Race State	Finished

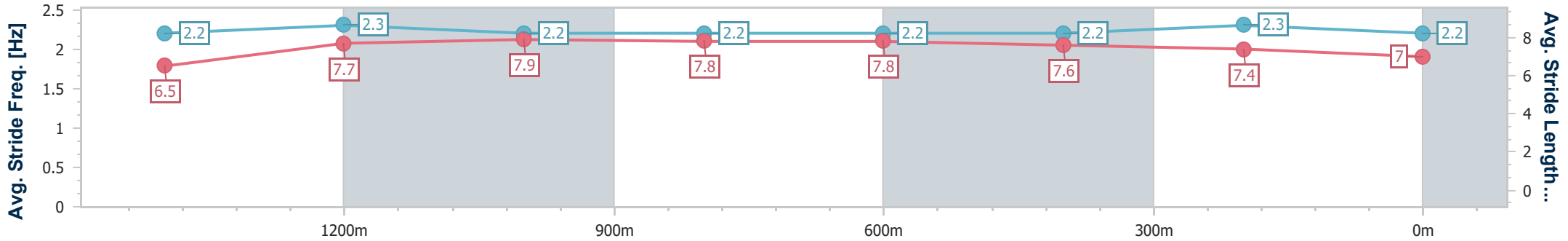
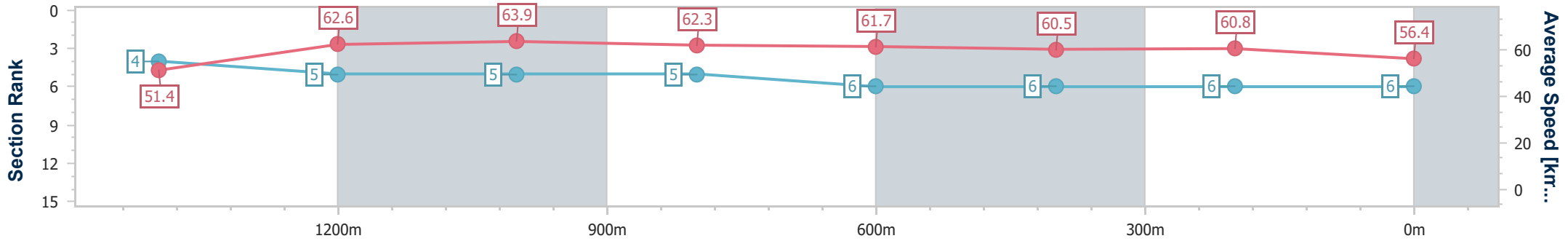


Doomben QLD Professional
Race 6: SKY RACING BENCHMARK 68 Handicap - 1640m
 05 June 2024 - 15:29
 Track Rating: Soft 5, Weather: Fine, Rail Position: +7m Entire



BRISBANE
RACING CLUB

Section	Overall	1400m	1200m	1000m	800m	600m	400m	200m
Section Times	1:39.65 [6] (0:16.80)	1:22.85 [4] (0:11.55)	1:11.30 [5] (0:11.31)	0:59.99 [5] (0:11.60)	0:48.39 [5] (0:11.77)	0:36.62 [6] (0:11.96)	0:24.66 [6] (0:11.86)	0:12.80 [6] (0:12.80)
Average Speed [km/h]	51.4	62.6	63.9	62.3	61.7	60.5	60.8	56.4
Top Speed [km/h]	62.1	64.3	64.6	64.6	62.8	62.5	61.9	59.5
Avg. Dist. to Rail [m]	0.9	0.9	3.5	2.9	0.8	0.9	2.6	5.3
Avg. Stride Freq. [Hz]	2.2	2.3	2.2	2.2	2.2	2.2	2.3	2.2
Avg. Stride Length [m]	6.5	7.7	7.9	7.8	7.8	7.6	7.4	7.0



- [] Ranking at each section and finish
- .-.- No data available at this section
- NA No data available



Horse/Jockey Name	Tavis Town
Final Rank	7
Fastest Section Time (Section)	0:11.09 (1200m)
Top Speed [km/h] (Section)	66.8 (1200m)
Race State	Finished

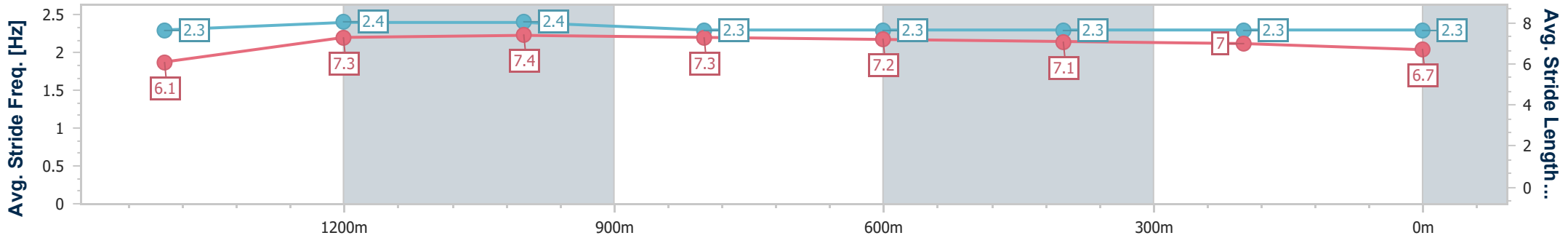
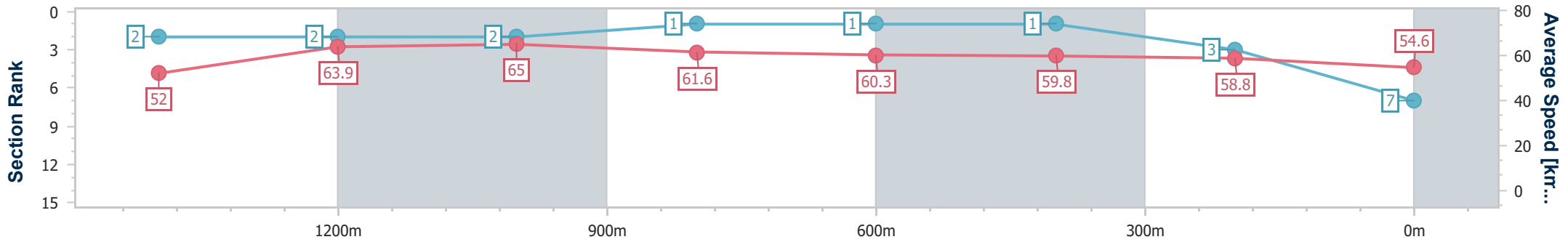


Doomben QLD Professional
Race 6: SKY RACING BENCHMARK 68 Handicap - 1640m
 05 June 2024 - 15:29
 Track Rating: Soft 5, Weather: Fine, Rail Position: +7m Entire



BRISBANE
RACING CLUB

Section	Overall	1400m	1200m	1000m	800m	600m	400m	200m
Section Times	1:39.76 [7] (0:16.59)	1:23.17 [2] (0:11.17)	1:12.00 [2] (0:11.09)	1:00.91 [2] (0:11.67)	0:49.24 [1] (0:11.91)	0:37.33 [1] (0:11.98)	0:25.35 [1] (0:12.19)	0:13.16 [3] (0:13.16)
Average Speed [km/h]	52.0	63.9	65.0	61.6	60.3	59.8	58.8	54.6
Top Speed [km/h]	62.1	65.6	66.8	63.4	61.5	60.7	59.6	57.2
Avg. Dist. to Rail [m]	1.5	1.0	0.2	0.2	0.5	1.5	2.2	1.6
Avg. Stride Freq. [Hz]	2.3	2.4	2.4	2.3	2.3	2.3	2.3	2.3
Avg. Stride Length [m]	6.1	7.3	7.4	7.3	7.2	7.1	7.0	6.7



- [] Ranking at each section and finish
- .-.- No data available at this section
- NA No data available



Horse/Jockey Name	Paienbara
Final Rank	8
Fastest Section Time (Section)	0:11.42 (1000m)
Top Speed [km/h] (Section)	65.4 (1000m)
Race State	Finished

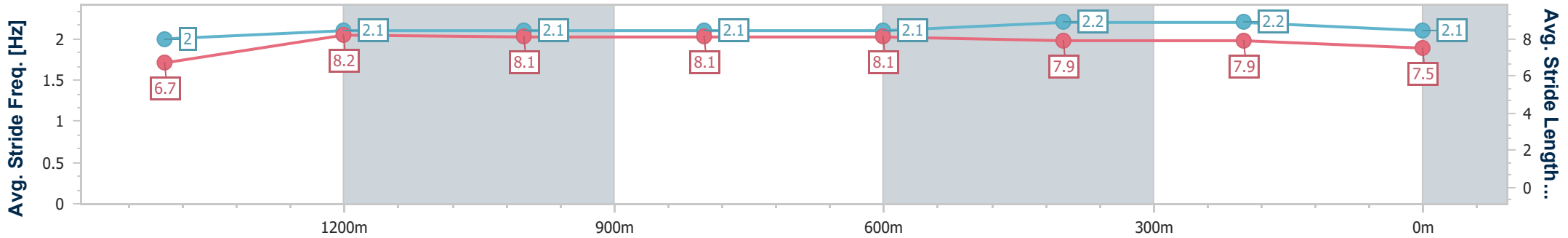
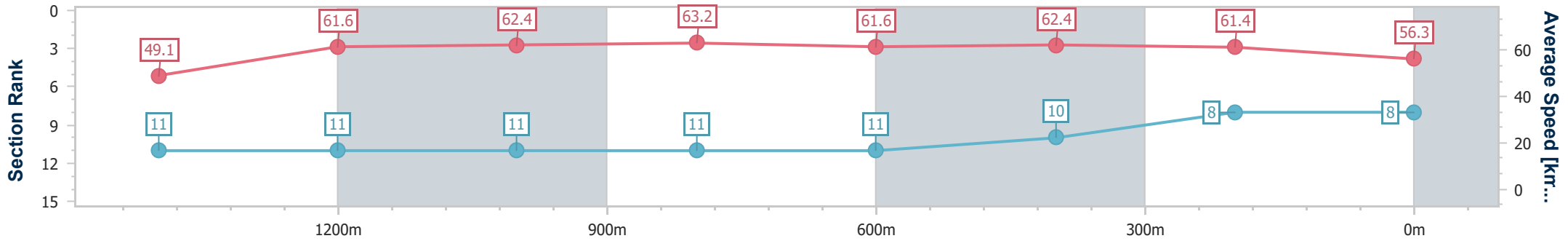


Doomben QLD Professional
Race 6: SKY RACING BENCHMARK 68 Handicap - 1640m
 05 June 2024 - 15:29
 Track Rating: Soft 5, Weather: Fine, Rail Position: +7m Entire



BRISBANE
RACING CLUB

Section	Overall	1400m	1200m	1000m	800m	600m	400m	200m
Section Times	1:39.83 [8] (0:17.58)	1:22.25 [11] (0:11.60)	1:10.65 [11] (0:11.54)	0:59.11 [11] (0:11.42)	0:47.69 [11] (0:11.66)	0:36.03 [11] (0:11.57)	0:24.46 [10] (0:11.70)	0:12.76 [8] (0:12.76)
Average Speed [km/h]	49.1	61.6	62.4	63.2	61.6	62.4	61.4	56.3
Top Speed [km/h]	60.6	62.5	65.0	65.4	63.2	63.1	62.8	60.3
Avg. Dist. to Rail [m]	2.8	1.0	0.7	1.1	0.3	0.6	0.5	0.9
Avg. Stride Freq. [Hz]	2.0	2.1	2.1	2.1	2.1	2.2	2.2	2.1
Avg. Stride Length [m]	6.7	8.2	8.1	8.1	8.1	7.9	7.9	7.5



- [] Ranking at each section and finish
- .-.- No data available at this section
- NA No data available



Horse/Jockey Name	Discerning
Final Rank	9
Fastest Section Time (Section)	0:11.39 (1200m)
Top Speed [km/h] (Section)	65.0 (1200m)
Race State	Finished

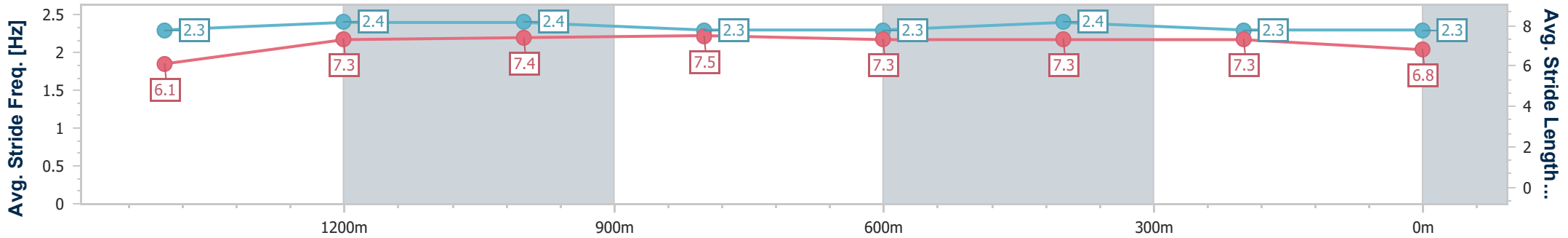
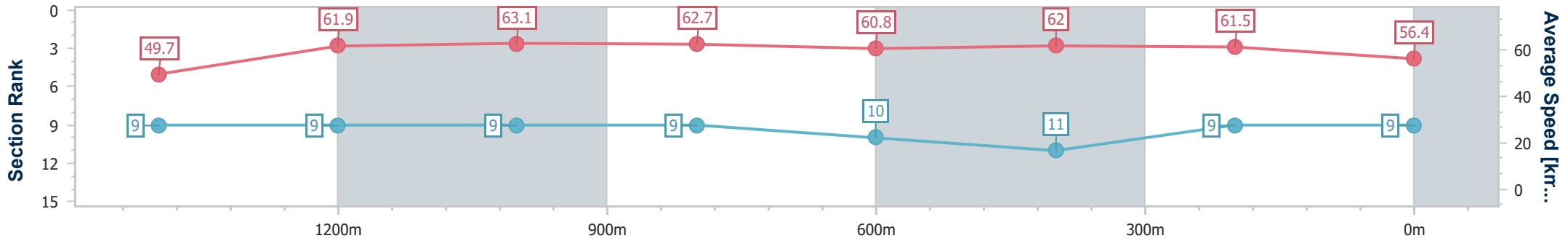


Doomben QLD Professional
Race 6: SKY RACING BENCHMARK 68 Handicap - 1640m
 05 June 2024 - 15:29
 Track Rating: Soft 5, Weather: Fine, Rail Position: +7m Entire



BRISBANE
 RACING CLUB

Section	Overall	1400m	1200m	1000m	800m	600m	400m	200m
Section Times	1:39.90 [9] (0:17.34)	1:22.56 [9] (0:11.65)	1:10.91 [9] (0:11.39)	0:59.52 [9] (0:11.50)	0:48.02 [9] (0:11.89)	0:36.13 [10] (0:11.63)	0:24.50 [11] (0:11.73)	0:12.77 [9] (0:12.77)
Average Speed [km/h]	49.7	61.9	63.1	62.7	60.8	62.0	61.5	56.4
Top Speed [km/h]	61.5	62.9	65.0	64.1	61.7	62.8	62.8	61.0
Avg. Dist. to Rail [m]	1.2	0.5	1.0	1.6	0.8	0.5	2.4	6.6
Avg. Stride Freq. [Hz]	2.3	2.4	2.4	2.3	2.3	2.4	2.3	2.3
Avg. Stride Length [m]	6.1	7.3	7.4	7.5	7.3	7.3	7.3	6.8



- [] Ranking at each section and finish
- .-.- No data available at this section
- NA No data available



Horse/Jockey Name	Five Crowns
Final Rank	10
Fastest Section Time (Section)	0:11.31 (1200m)
Top Speed [km/h] (Section)	65.8 (1200m)
Race State	Finished

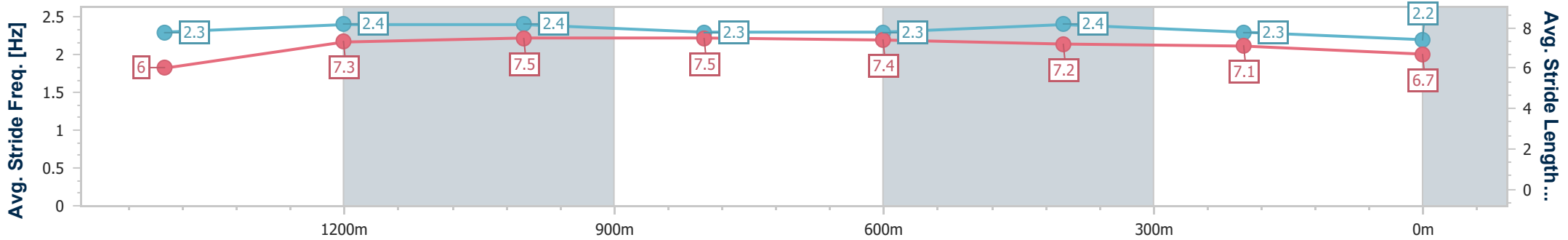
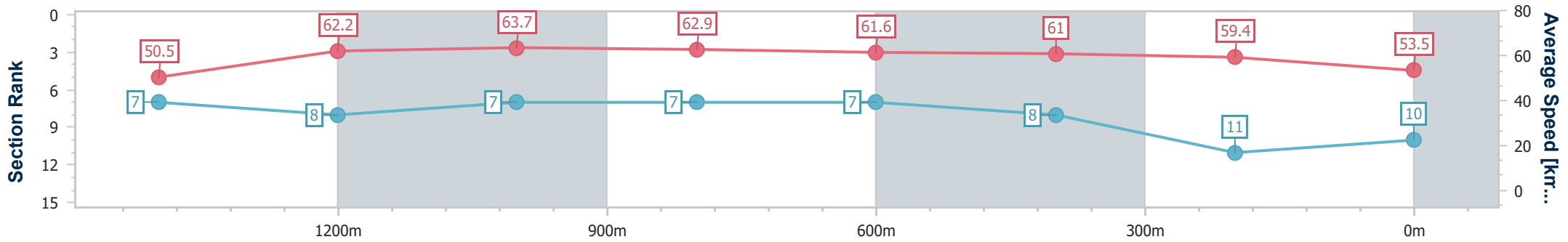


Doomben QLD Professional
Race 6: SKY RACING BENCHMARK 68 Handicap - 1640m
 05 June 2024 - 15:29
 Track Rating: Soft 5, Weather: Fine, Rail Position: +7m Entire



BRISBANE
RACING CLUB

Section	Overall	1400m	1200m	1000m	800m	600m	400m	200m
Section Times	1:40.62 [10] (0:17.12)	1:23.50 [7] (0:11.56)	1:11.94 [8] (0:11.31)	1:00.63 [7] (0:11.49)	0:49.14 [7] (0:11.75)	0:37.39 [7] (0:11.83)	0:25.56 [8] (0:12.14)	0:13.42 [11] (0:13.42)
Average Speed [km/h]	50.5	62.2	63.7	62.9	61.6	61.0	59.4	53.5
Top Speed [km/h]	63.6	63.7	65.8	65.3	62.8	62.4	61.7	58.2
Avg. Dist. to Rail [m]	4.7	0.4	0.7	1.2	1.0	0.5	1.8	4.6
Avg. Stride Freq. [Hz]	2.3	2.4	2.4	2.3	2.3	2.4	2.3	2.2
Avg. Stride Length [m]	6.0	7.3	7.5	7.5	7.4	7.2	7.1	6.7



- [] Ranking at each section and finish
- .-.- No data available at this section
- NA No data available



Horse/Jockey Name	Sock'emsid
Final Rank	11
Fastest Section Time (Section)	0:10.96 (1400m)
Top Speed [km/h] (Section)	67.2 (1400m)
Race State	Finished

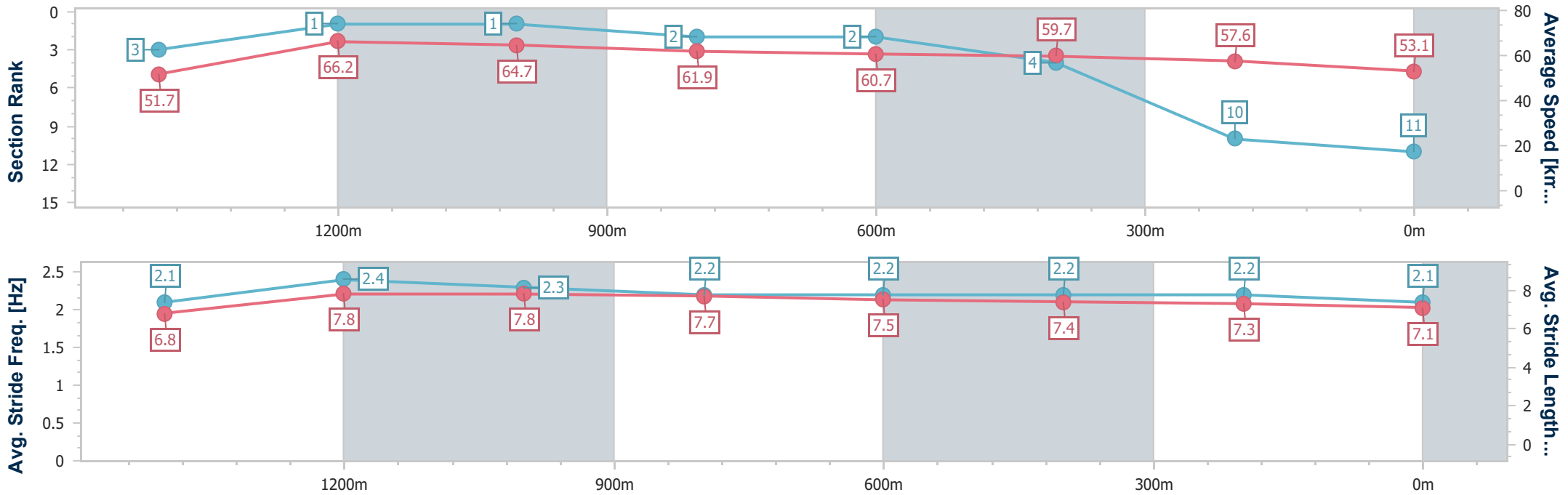


Doomben QLD Professional
Race 6: SKY RACING BENCHMARK 68 Handicap - 1640m
 05 June 2024 - 15:29
 Track Rating: Soft 5, Weather: Fine, Rail Position: +7m Entire



BRISBANE
RACING CLUB

Section	Overall	1400m	1200m	1000m	800m	600m	400m	200m
Section Times	1:40.73 [11] (0:16.74)	1:23.99 [3] (0:10.96)	1:13.03 [1] (0:11.13)	1:01.90 [1] (0:11.78)	0:50.12 [2] (0:11.99)	0:38.13 [2] (0:12.08)	0:26.05 [4] (0:12.50)	0:13.55 [10] (0:13.55)
Average Speed [km/h]	51.7	66.2	64.7	61.9	60.7	59.7	57.6	53.1
Top Speed [km/h]	64.7	67.2	66.6	62.7	61.4	61.4	58.7	56.2
Avg. Dist. to Rail [m]	2.9	1.3	2.7	3.2	2.2	0.6	0.8	2.5
Avg. Stride Freq. [Hz]	2.1	2.4	2.3	2.2	2.2	2.2	2.2	2.1
Avg. Stride Length [m]	6.8	7.8	7.8	7.7	7.5	7.4	7.3	7.1



- [] Ranking at each section and finish
- .-.- No data available at this section
- NA No data available