



Toowoomba QLD Professional

Race 3: MOORE TRAILERS WINTER PROVINCIAL STAYERS - HEAT - BENCHMARK 70 Handicap - 2150m

01 June 2024 - 17:47



Track Rating: Soft 7, Weather: Showers, Rail Position: +5m Entire

Section		Overall	2000m	1800m	1600m	1400m	1200m	1000m	Last 600m					
Field Times		2:19.13 (0:12.60)	2:06.53 (0:12.02)	1:54.51 (0:11.58)	1:42.93 (0:11.57)	1:31.36 (0:12.84)	1:18.52 (0:12.35)	1:06.17 (0:12.98)	0:40.36					
Rank	TAB	Horse/Jockey	Barrier	Top Speed [km/h]	Fastest Section								Distance Travelled [m]	
1	2	THE RIGHT WAY Alisha Donald	1	64.1 1800m	0:11.57 1600m	2:19.13 [1] (0:12.61)	2:06.52 [2] (0:12.01)	1:54.51 [2] (0:11.58)	1:42.93 [1] (0:11.57)	1:31.36 [1] (0:12.84)	1:18.52 [1] (0:12.35)	1:06.17 [1] (0:12.98)	0:40.36	
2	8	SEA TREASURES Luke Tarrant	5	63.6 1600m	0:11.58 1600m	2:20.60 [2] (0:13.23)	2:07.37 [10] (0:12.20)	1:55.17 [9] (0:11.92)	1:43.25 [8] (0:11.58)	1:31.67 [8] (0:12.53)	1:19.14 [8] (0:12.60)	1:06.54 [8] (0:13.02)	0:40.54	+2
3	5	FAST LADY Chris Whiteley	9	63.9 1600m	0:11.58 1600m	2:20.61 [3] (0:13.23)	2:07.38 [9] (0:12.37)	1:55.01 [10] (0:12.07)	1:42.94 [10] (0:11.58)	1:31.36 [10] (0:12.51)	1:18.85 [10] (0:12.60)	1:06.25 [10] (0:12.66)	0:40.84	+9
4	6	TROPIC SANDS Dylan Bennett	2	63.4 1600m	0:11.60 1600m	2:20.87 [4] (0:12.84)	2:08.03 [3] (0:12.21)	1:55.82 [5] (0:11.97)	1:43.85 [5] (0:11.60)	1:32.25 [5] (0:12.55)	1:19.70 [6] (0:12.70)	1:07.00 [6] (0:12.90)	0:41.04	-4
5	7	GIDDY GAN'S JOY Emily Lang	6	64.4 1600m	0:11.52 1600m	2:20.91 [5] (0:13.03)	2:07.88 [7] (0:12.20)	1:55.68 [8] (0:12.25)	1:43.43 [9] (0:11.52)	1:31.91 [9] (0:12.54)	1:19.37 [9] (0:12.53)	1:06.84 [9] (0:12.79)	0:41.33	+9
6	3	HADOUKEN Jake Molloy	4	62.8 1600m	0:11.73 1800m	2:21.12 [6] (0:12.60)	2:08.52 [1] (0:12.02)	1:56.50 [1] (0:11.73)	1:44.77 [2] (0:11.74)	1:33.03 [2] (0:12.82)	1:20.21 [4] (0:12.49)	1:07.72 [5] (0:13.07)	0:41.67	+6
7	9	ROYAL GEORGE Melea Castle	7	64.3 1600m	0:11.53 1600m	2:22.01 [7] (0:13.09)	2:08.92 [8] (0:11.99)	1:56.93 [7] (0:12.05)	1:44.88 [7] (0:11.53)	1:33.35 [6] (0:12.32)	1:21.03 [5] (0:12.34)	1:08.69 [3] (0:13.07)	0:42.47	+11
8	1	GRIPPING Jasper Franklin	10	64.7 1800m	0:11.73 1600m	2:22.74 [8] (0:12.89)	2:09.85 [5] (0:11.98)	1:57.87 [4] (0:11.96)	1:45.91 [4] (0:11.73)	1:34.18 [4] (0:12.20)	1:21.98 [2] (0:12.36)	1:09.62 [2] (0:12.93)	0:43.41	+9
9	4	TWO SMOKIN BARRELS Anthony Allen	3	63.3 1600m	0:11.57 1600m	2:23.59 [9] (0:13.01)	2:10.58 [6] (0:12.06)	1:58.52 [6] (0:12.05)	1:46.47 [6] (0:11.57)	1:34.90 [7] (0:12.71)	1:22.19 [7] (0:12.52)	1:09.67 [7] (0:13.00)	0:43.26	+8
10	10	BUMP'N'RUN Madeleine Wishart	8	63.1 1800m	0:11.70 1800m	2:23.66 [10] (0:12.89)	2:10.77 [4] (0:11.87)	1:58.90 [3] (0:11.70)	1:47.20 [3] (0:11.75)	1:35.45 [3] (0:12.59)	1:22.86 [3] (0:12.59)	1:10.27 [4] (0:13.04)	0:44.03	+12



Toowoomba QLD Professional
Race 3: MOORE TRAILERS WINTER PROVINCIAL STAYERS - HEAT -
BENCHMARK 70 Handicap - 2150m
01 June 2024 - 17:47



Track Rating: Soft 7, Weather: Showers, Rail Position: +5m Entire

Section										Last 600m		
Field Times		800m	600m	400m	200m							
		0:53.19 (0:12.83)	0:40.36 (0:13.20)	0:27.16 (0:13.30)	0:13.86 (0:13.86)							
Rank	TAB	Horse/Jockey	Barrier	Top Speed [km/h]	Fastest Section					Margin	Distance Travelled [m]	
1	2	THE RIGHT WAY Alisha Donald	1	64.1 1800m	0:11.57 1600m	0:53.19 [1] (0:12.83)	0:40.36 [1] (0:13.20)	0:27.16 [1] (0:13.30)	0:13.86 [1] (0:13.86)	2:19.13	0:40.36	
2	8	SEA TREASURES Luke Tarrant	5	63.6 1600m	0:11.58 1600m	0:53.52 [10] (0:12.98)	0:40.54 [9] (0:13.65)	0:26.89 [8] (0:13.55)	0:13.34 [6] (0:13.34)	8.5L	0:40.54	+2
3	5	FAST LADY Chris Whiteley	9	63.9 1600m	0:11.58 1600m	0:53.59 [9] (0:12.75)	0:40.84 [7] (0:13.27)	0:27.57 [4] (0:13.57)	0:14.00 [2] (0:14.00)	8.6L	0:40.84	+9
4	6	TROPIC SANDS Dylan Bennett	2	63.4 1600m	0:11.60 1600m	0:54.10 [6] (0:13.06)	0:41.04 [8] (0:13.42)	0:27.62 [6] (0:13.72)	0:13.90 [5] (0:13.90)	10.1L	0:41.04	-4
5	7	GIDDY GAN'S JOY Emily Lang	6	64.4 1600m	0:11.52 1600m	0:54.05 [7] (0:12.72)	0:41.33 [5] (0:13.45)	0:27.88 [3] (0:13.85)	0:14.03 [4] (0:14.03)	10.3L	0:41.33	+9
6	3	HADOUKEN Jake Molloy	4	62.8 1600m	0:11.73 1800m	0:54.65 [5] (0:12.98)	0:41.67 [3] (0:13.53)	0:28.14 [2] (0:13.80)	0:14.34 [3] (0:14.34)	11.6L	0:41.67	+6
7	9	ROYAL GEORGE Melea Castle	7	64.3 1600m	0:11.53 1600m	0:55.62 [3] (0:13.15)	0:42.47 [4] (0:13.80)	0:28.67 [7] (0:14.28)	0:14.39 [8] (0:14.39)	16.6L	0:42.47	+11
8	1	GRIPPING Jasper Franklin	10	64.7 1800m	0:11.73 1600m	0:56.69 [2] (0:13.28)	0:43.41 [2] (0:13.86)	0:29.55 [5] (0:14.38)	0:15.17 [7] (0:15.17)	20.9L	0:43.41	+9
9	4	TWO SMOKIN BARRELS Anthony Allen	3	63.3 1600m	0:11.57 1600m	0:56.67 [8] (0:13.41)	0:43.26 [10] (0:13.90)	0:29.36 [10] (0:14.08)	0:15.28 [9] (0:15.28)	25.7L	0:43.26	+8
10	10	BUMP'N'RUN Madeleine Wishart	8	63.1 1800m	0:11.70 1800m	0:57.23 [4] (0:13.20)	0:44.03 [6] (0:14.14)	0:29.89 [9] (0:14.83)	0:15.06 [10] (0:15.06)	26L	0:44.03	+12



Horse/Jockey Name	The Right Way
Final Rank	1
Fastest Section Time (Section)	0:11.57 (1600m)
Top Speed [km/h] (Section)	64.1 (1800m)
Race State	Finished



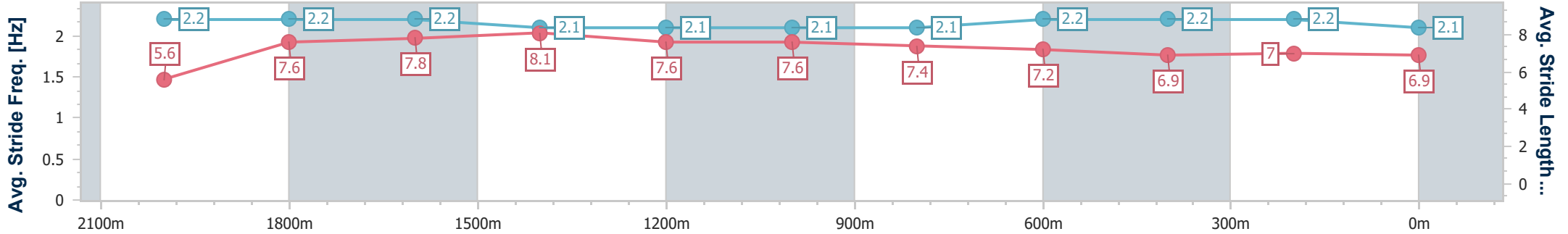
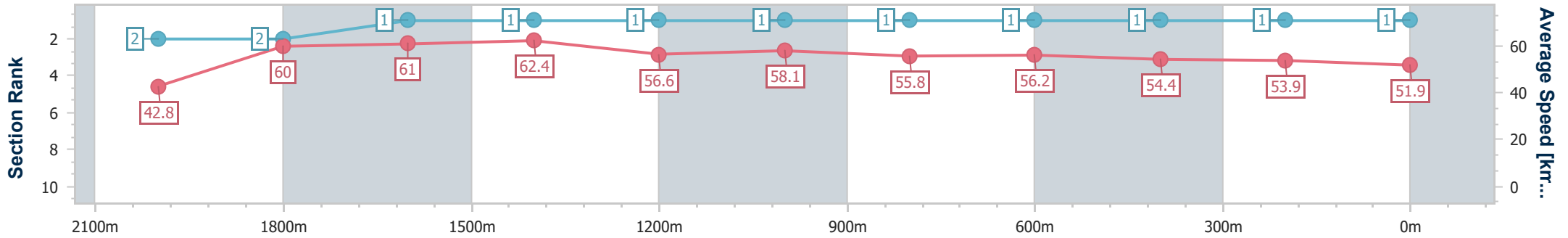
Toowoomba QLD Professional
 Race 3: MOORE TRAILERS WINTER PROVINCIAL STAYERS -
 HEAT - BENCHMARK 70 Handicap - 2150m



01 June 2024 - 17:47

Track Rating: Soft 7, Weather: Showers, Rail Position: +5m Entire

Section	Overall	2000m	1800m	1600m	1400m	1200m	1000m	800m	600m	400m	200m
Section Times	2:19.13 [1] (0:12.61)	2:06.52 [2] (0:12.01)	1:54.51 [2] (0:11.58)	1:42.93 [1] (0:11.57)	1:31.36 [1] (0:12.84)	1:18.52 [1] (0:12.35)	1:06.17 [1] (0:12.98)	0:53.19 [1] (0:12.83)	0:40.36 [1] (0:13.20)	0:27.16 [1] (0:13.30)	0:13.86 [1] (0:13.86)
Average Speed [km/h]	42.8	60.0	61.0	62.4	56.6	58.1	55.8	56.2	54.4	53.9	51.9
Top Speed [km/h]	60.3	60.4	64.1	63.5	59.0	59.6	57.5	56.5	55.9	55.1	53.0
Avg. Dist. to Rail [m]	5.9	3.5	3.3	0.8	1.4	2.0	1.4	0.2	0.3	0.8	0.8
Avg. Stride Freq. [Hz]	2.2	2.2	2.2	2.1	2.1	2.1	2.1	2.2	2.2	2.2	2.1
Avg. Stride Length [m]	5.6	7.6	7.8	8.1	7.6	7.6	7.4	7.2	6.9	7.0	6.9



- [] Ranking at each section and finish
- .-.- No data available at this section
- NA No data available



Horse/Jockey Name	Sea Treasures
Final Rank	2
Fastest Section Time (Section)	0:11.58 (1600m)
Top Speed [km/h] (Section)	63.6 (1600m)
Race State	Finished



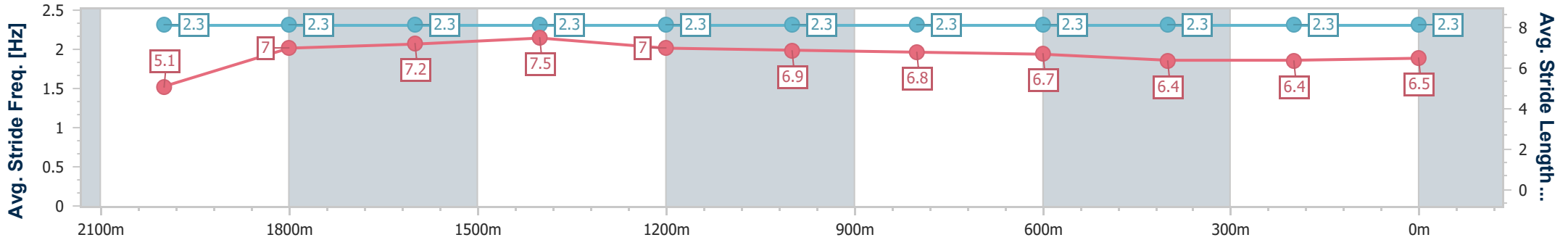
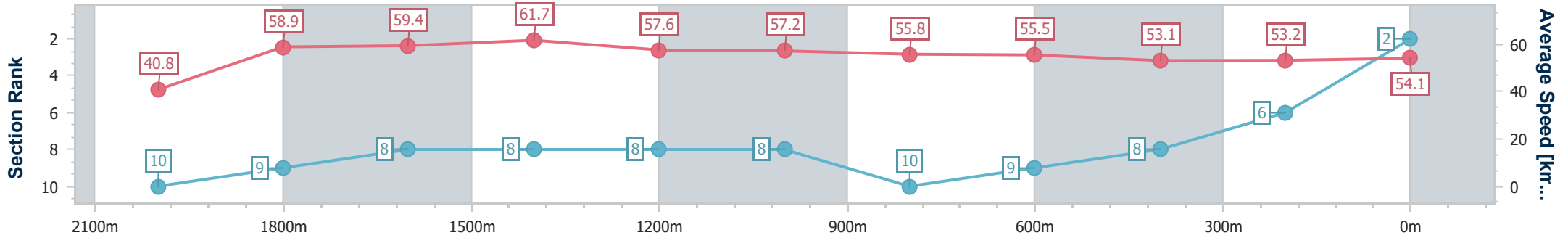
Toowoomba QLD Professional
 Race 3: MOORE TRAILERS WINTER PROVINCIAL STAYERS -
 HEAT - BENCHMARK 70 Handicap - 2150m



01 June 2024 - 17:47

Track Rating: Soft 7, Weather: Showers, Rail Position: +5m Entire

Section	Overall	2000m	1800m	1600m	1400m	1200m	1000m	800m	600m	400m	200m
Section Times	2:20.60 [2] (0:13.23)	2:07.37 [10] (0:12.20)	1:55.17 [9] (0:11.92)	1:43.25 [8] (0:11.58)	1:31.67 [8] (0:12.53)	1:19.14 [8] (0:12.60)	1:06.54 [8] (0:13.02)	0:53.52 [10] (0:12.98)	0:40.54 [9] (0:13.65)	0:26.89 [8] (0:13.55)	0:13.34 [6] (0:13.34)
Average Speed [km/h]	40.8	58.9	59.4	61.7	57.6	57.2	55.8	55.5	53.1	53.2	54.1
Top Speed [km/h]	61.2	60.1	60.8	63.6	61.9	58.2	56.4	56.8	56.4	54.3	54.7
Avg. Dist. to Rail [m]	6.5	3.5	3.9	0.7	0.7	1.7	1.8	1.1	1.6	1.3	4.1
Avg. Stride Freq. [Hz]	2.3	2.3	2.3	2.3	2.3	2.3	2.3	2.3	2.3	2.3	2.3
Avg. Stride Length [m]	5.1	7.0	7.2	7.5	7.0	6.9	6.8	6.7	6.4	6.4	6.5



- [] Ranking at each section and finish
- .-.- No data available at this section
- NA No data available



Horse/Jockey Name	Fast Lady
Final Rank	3
Fastest Section Time (Section)	0:11.58 (1600m)
Top Speed [km/h] (Section)	63.9 (1600m)
Race State	Finished



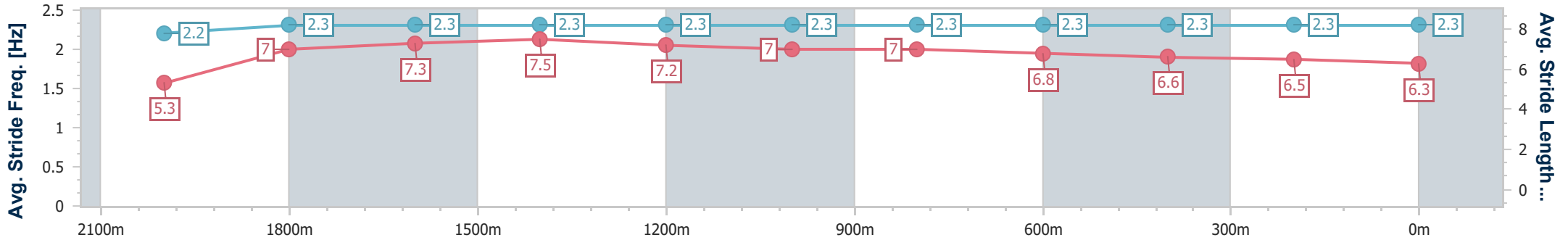
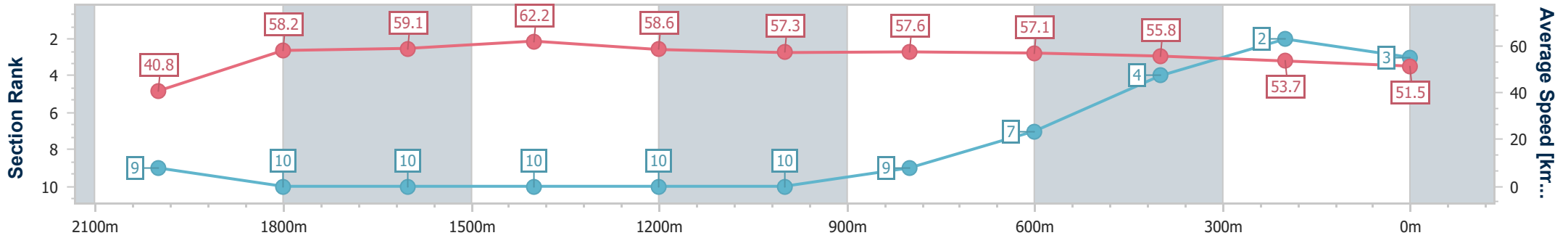
Toowoomba QLD Professional
 Race 3: MOORE TRAILERS WINTER PROVINCIAL STAYERS -
 HEAT - BENCHMARK 70 Handicap - 2150m



01 June 2024 - 17:47

Track Rating: Soft 7, Weather: Showers, Rail Position: +5m Entire

Section	Overall	2000m	1800m	1600m	1400m	1200m	1000m	800m	600m	400m	200m
Section Times	2:20.61 [3] (0:13.23)	2:07.38 [9] (0:12.37)	1:55.01 [10] (0:12.07)	1:42.94 [10] (0:11.58)	1:31.36 [10] (0:12.51)	1:18.85 [10] (0:12.60)	1:06.25 [10] (0:12.66)	0:53.59 [9] (0:12.75)	0:40.84 [7] (0:13.27)	0:27.57 [4] (0:13.57)	0:14.00 [2] (0:14.00)
Average Speed [km/h]	40.8	58.2	59.1	62.2	58.6	57.3	57.6	57.1	55.8	53.7	51.5
Top Speed [km/h]	58.4	59.0	60.5	63.9	63.1	59.5	59.0	58.1	57.9	54.5	53.7
Avg. Dist. to Rail [m]	5.6	1.2	2.0	1.2	3.2	3.5	2.9	4.4	5.1	3.5	1.7
Avg. Stride Freq. [Hz]	2.2	2.3	2.3	2.3	2.3	2.3	2.3	2.3	2.3	2.3	2.3
Avg. Stride Length [m]	5.3	7.0	7.3	7.5	7.2	7.0	7.0	6.8	6.6	6.5	6.3



- [] Ranking at each section and finish
- .-.- No data available at this section
- NA No data available



Horse/Jockey Name	Tropic Sands
Final Rank	4
Fastest Section Time (Section)	0:11.60 (1600m)
Top Speed [km/h] (Section)	63.4 (1600m)
Race State	Finished



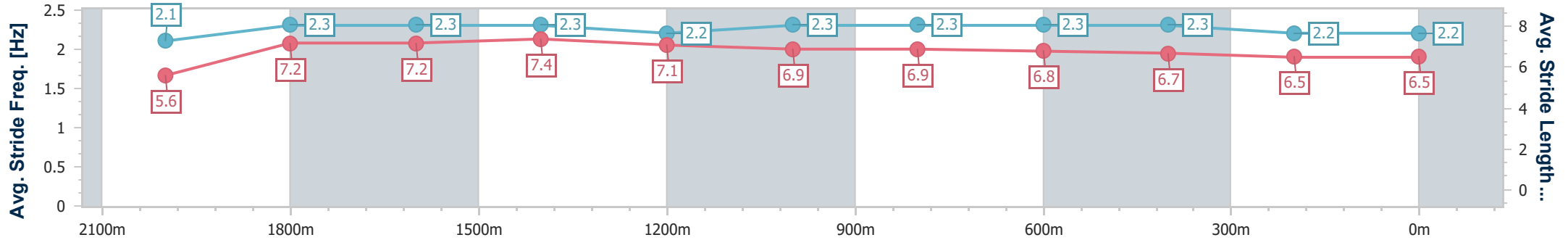
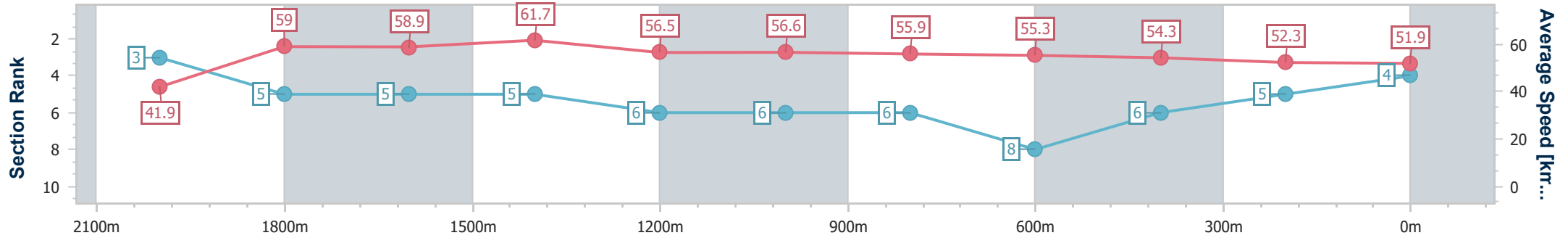
Toowoomba QLD Professional
 Race 3: MOORE TRAILERS WINTER PROVINCIAL STAYERS -
 HEAT - BENCHMARK 70 Handicap - 2150m



01 June 2024 - 17:47

Track Rating: Soft 7, Weather: Showers, Rail Position: +5m Entire

Section	Overall	2000m	1800m	1600m	1400m	1200m	1000m	800m	600m	400m	200m
Section Times	2:20.87 [4] (0:12.84)	2:08.03 [3] (0:12.21)	1:55.82 [5] (0:11.97)	1:43.85 [5] (0:11.60)	1:32.25 [5] (0:12.55)	1:19.70 [6] (0:12.70)	1:07.00 [6] (0:12.90)	0:54.10 [6] (0:13.06)	0:41.04 [8] (0:13.42)	0:27.62 [6] (0:13.72)	0:13.90 [5] (0:13.90)
Average Speed [km/h]	41.9	59.0	58.9	61.7	56.5	56.6	55.9	55.3	54.3	52.3	51.9
Top Speed [km/h]	59.2	59.6	59.8	63.4	59.5	58.2	57.0	56.8	55.5	54.0	53.0
Avg. Dist. to Rail [m]	3.3	2.6	3.8	1.9	2.7	0.9	0.5	1.9	1.9	0.5	0.5
Avg. Stride Freq. [Hz]	2.1	2.3	2.3	2.3	2.2	2.3	2.3	2.3	2.3	2.2	2.2
Avg. Stride Length [m]	5.6	7.2	7.2	7.4	7.1	6.9	6.9	6.8	6.7	6.5	6.5



- [] Ranking at each section and finish
- .-.- No data available at this section
- NA No data available



Horse/Jockey Name	Giddy Gan's Joy
Final Rank	5
Fastest Section Time (Section)	0:11.52 (1600m)
Top Speed [km/h] (Section)	64.4 (1600m)
Race State	Finished



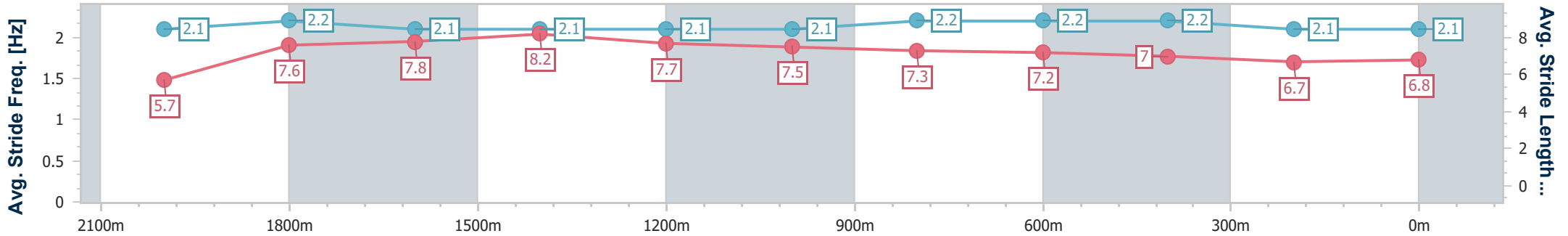
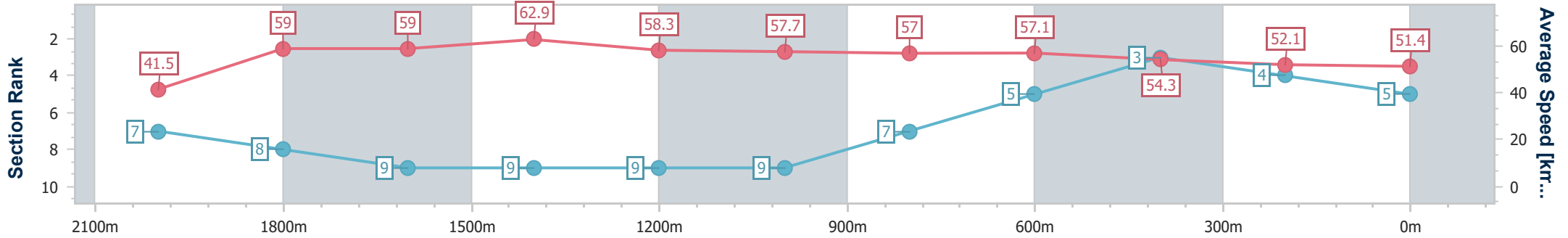
Toowoomba QLD Professional
 Race 3: MOORE TRAILERS WINTER PROVINCIAL STAYERS -
 HEAT - BENCHMARK 70 Handicap - 2150m



01 June 2024 - 17:47

Track Rating: Soft 7, Weather: Showers, Rail Position: +5m Entire

Section	Overall	2000m	1800m	1600m	1400m	1200m	1000m	800m	600m	400m	200m
Section Times	2:20.91 [5] (0:13.03)	2:07.88 [7] (0:12.20)	1:55.68 [8] (0:12.25)	1:43.43 [9] (0:11.52)	1:31.91 [9] (0:12.54)	1:19.37 [9] (0:12.53)	1:06.84 [9] (0:12.79)	0:54.05 [7] (0:12.72)	0:41.33 [5] (0:13.45)	0:27.88 [3] (0:13.85)	0:14.03 [4] (0:14.03)
Average Speed [km/h]	41.5	59.0	59.0	62.9	58.3	57.7	57.0	57.1	54.3	52.1	51.4
Top Speed [km/h]	59.5	59.8	61.5	64.4	61.4	58.7	58.3	58.2	56.3	53.0	51.4
Avg. Dist. to Rail [m]	5.5	1.7	0.7	1.7	3.1	3.8	3.3	3.3	2.8	0.7	1.3
Avg. Stride Freq. [Hz]	2.1	2.2	2.1	2.1	2.1	2.1	2.2	2.2	2.2	2.1	2.1
Avg. Stride Length [m]	5.7	7.6	7.8	8.2	7.7	7.5	7.3	7.2	7.0	6.7	6.8



- [] Ranking at each section and finish
- .-.- No data available at this section
- NA No data available



Horse/Jockey Name	Hadouken
Final Rank	6
Fastest Section Time (Section)	0:11.73 (1800m)
Top Speed [km/h] (Section)	62.8 (1600m)
Race State	Finished



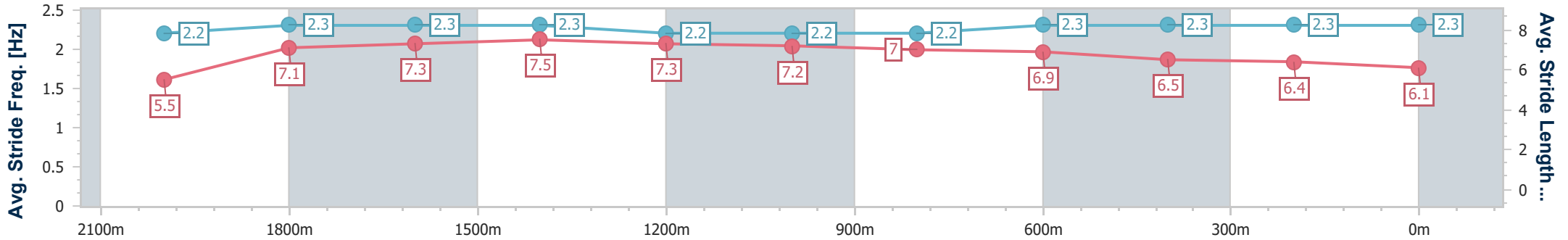
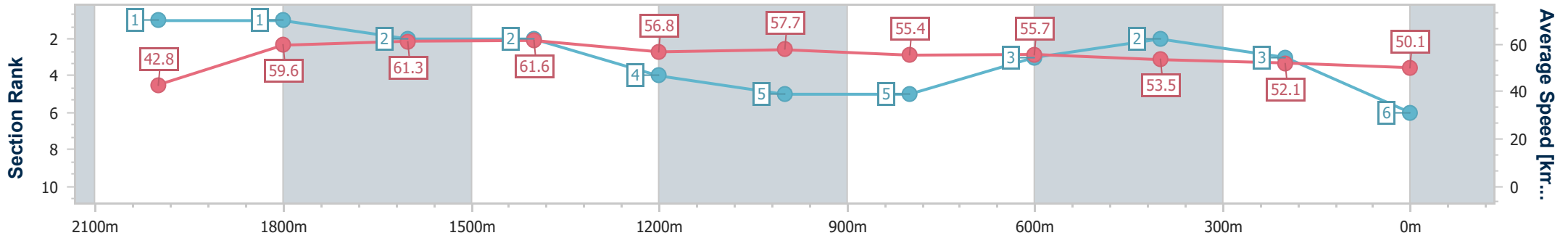
Toowoomba QLD Professional
 Race 3: MOORE TRAILERS WINTER PROVINCIAL STAYERS -
 HEAT - BENCHMARK 70 Handicap - 2150m



01 June 2024 - 17:47

Track Rating: Soft 7, Weather: Showers, Rail Position: +5m Entire

Section	Overall	2000m	1800m	1600m	1400m	1200m	1000m	800m	600m	400m	200m
Section Times	2:21.12 [6] (0:12.60)	2:08.52 [1] (0:12.02)	1:56.50 [1] (0:11.73)	1:44.77 [2] (0:11.74)	1:33.03 [2] (0:12.82)	1:20.21 [4] (0:12.49)	1:07.72 [5] (0:13.07)	0:54.65 [5] (0:12.98)	0:41.67 [3] (0:13.53)	0:28.14 [2] (0:13.80)	0:14.34 [3] (0:14.34)
Average Speed [km/h]	42.8	59.6	61.3	61.6	56.8	57.7	55.4	55.7	53.5	52.1	50.1
Top Speed [km/h]	61.3	60.4	62.8	62.8	59.3	59.1	57.5	56.5	55.0	53.3	51.9
Avg. Dist. to Rail [m]	3.6	0.7	1.0	1.6	1.7	2.4	2.3	1.3	1.1	0.4	0.7
Avg. Stride Freq. [Hz]	2.2	2.3	2.3	2.3	2.2	2.2	2.2	2.3	2.3	2.3	2.3
Avg. Stride Length [m]	5.5	7.1	7.3	7.5	7.3	7.2	7.0	6.9	6.5	6.4	6.1



- [] Ranking at each section and finish
- .-.- No data available at this section
- NA No data available



Horse/Jockey Name	Royal George
Final Rank	7
Fastest Section Time (Section)	0:11.53 (1600m)
Top Speed [km/h] (Section)	64.3 (1600m)
Race State	Finished



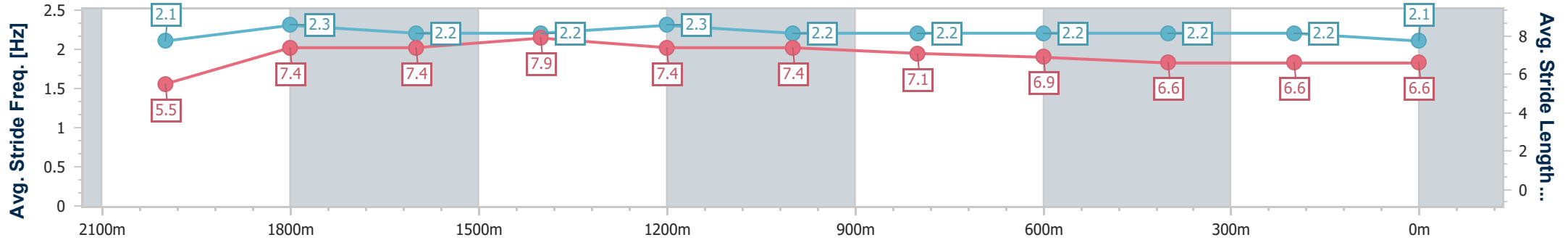
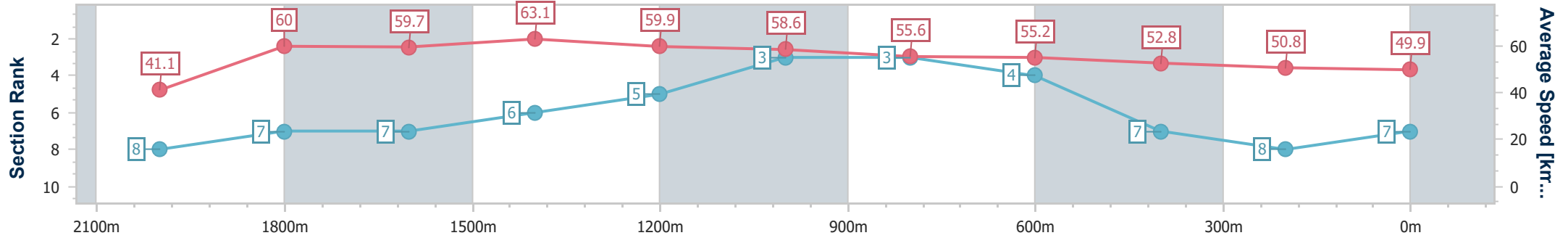
Toowoomba QLD Professional
 Race 3: MOORE TRAILERS WINTER PROVINCIAL STAYERS -
 HEAT - BENCHMARK 70 Handicap - 2150m



01 June 2024 - 17:47

Track Rating: Soft 7, Weather: Showers, Rail Position: +5m Entire

Section	Overall	2000m	1800m	1600m	1400m	1200m	1000m	800m	600m	400m	200m
Section Times	2:22.01 [7] (0:13.09)	2:08.92 [8] (0:11.99)	1:56.93 [7] (0:12.05)	1:44.88 [7] (0:11.53)	1:33.35 [6] (0:12.32)	1:21.03 [5] (0:12.34)	1:08.69 [3] (0:13.07)	0:55.62 [3] (0:13.15)	0:42.47 [4] (0:13.80)	0:28.67 [7] (0:14.28)	0:14.39 [8] (0:14.39)
Average Speed [km/h]	41.1	60.0	59.7	63.1	59.9	58.6	55.6	55.2	52.8	50.8	49.9
Top Speed [km/h]	60.5	60.7	61.9	64.3	62.5	60.6	56.7	56.2	54.9	51.6	50.8
Avg. Dist. to Rail [m]	4.0	0.2	0.7	3.1	4.8	4.5	3.3	2.5	2.4	2.0	2.1
Avg. Stride Freq. [Hz]	2.1	2.3	2.2	2.2	2.3	2.2	2.2	2.2	2.2	2.2	2.1
Avg. Stride Length [m]	5.5	7.4	7.4	7.9	7.4	7.4	7.1	6.9	6.6	6.6	6.6



- [] Ranking at each section and finish
- .-.- No data available at this section
- NA No data available



Horse/Jockey Name	Gripping
Final Rank	8
Fastest Section Time (Section)	0:11.73 (1600m)
Top Speed [km/h] (Section)	64.7 (1800m)
Race State	Finished



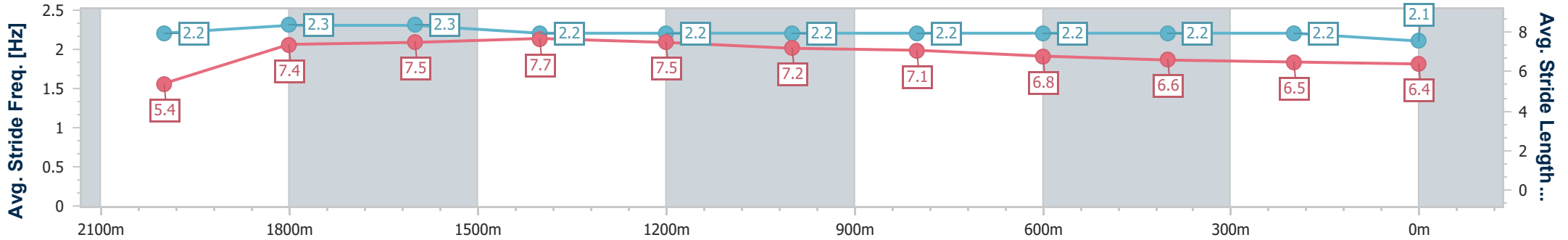
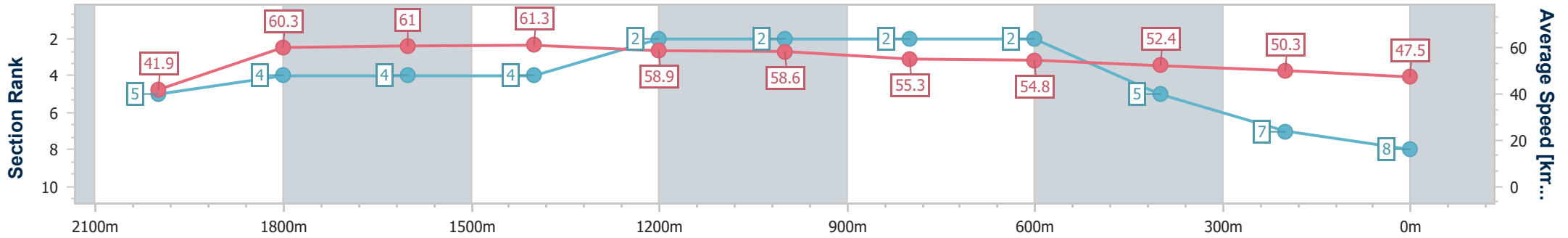
Toowoomba QLD Professional
 Race 3: MOORE TRAILERS WINTER PROVINCIAL STAYERS -
 HEAT - BENCHMARK 70 Handicap - 2150m



01 June 2024 - 17:47

Track Rating: Soft 7, Weather: Showers, Rail Position: +5m Entire

Section	Overall	2000m	1800m	1600m	1400m	1200m	1000m	800m	600m	400m	200m
Section Times	2:22.74 [8] (0:12.89)	2:09.85 [5] (0:11.98)	1:57.87 [4] (0:11.96)	1:45.91 [4] (0:11.73)	1:34.18 [4] (0:12.20)	1:21.98 [2] (0:12.36)	1:09.62 [2] (0:12.93)	0:56.69 [2] (0:13.28)	0:43.41 [2] (0:13.86)	0:29.55 [5] (0:14.38)	0:15.17 [7] (0:15.17)
Average Speed [km/h]	41.9	60.3	61.0	61.3	58.9	58.6	55.3	54.8	52.4	50.3	47.5
Top Speed [km/h]	61.6	61.3	64.7	64.6	61.6	61.2	57.6	56.7	55.1	53.6	49.1
Avg. Dist. to Rail [m]	8.1	3.2	2.5	1.2	1.7	2.1	2.8	2.0	1.9	1.2	0.6
Avg. Stride Freq. [Hz]	2.2	2.3	2.3	2.2	2.2	2.2	2.2	2.2	2.2	2.2	2.1
Avg. Stride Length [m]	5.4	7.4	7.5	7.7	7.5	7.2	7.1	6.8	6.6	6.5	6.4



- [] Ranking at each section and finish
- .-.- No data available at this section
- NA No data available



Horse/Jockey Name	Two Smokin Barrels
Final Rank	9
Fastest Section Time (Section)	0:11.57 (1600m)
Top Speed [km/h] (Section)	63.3 (1600m)
Race State	Finished



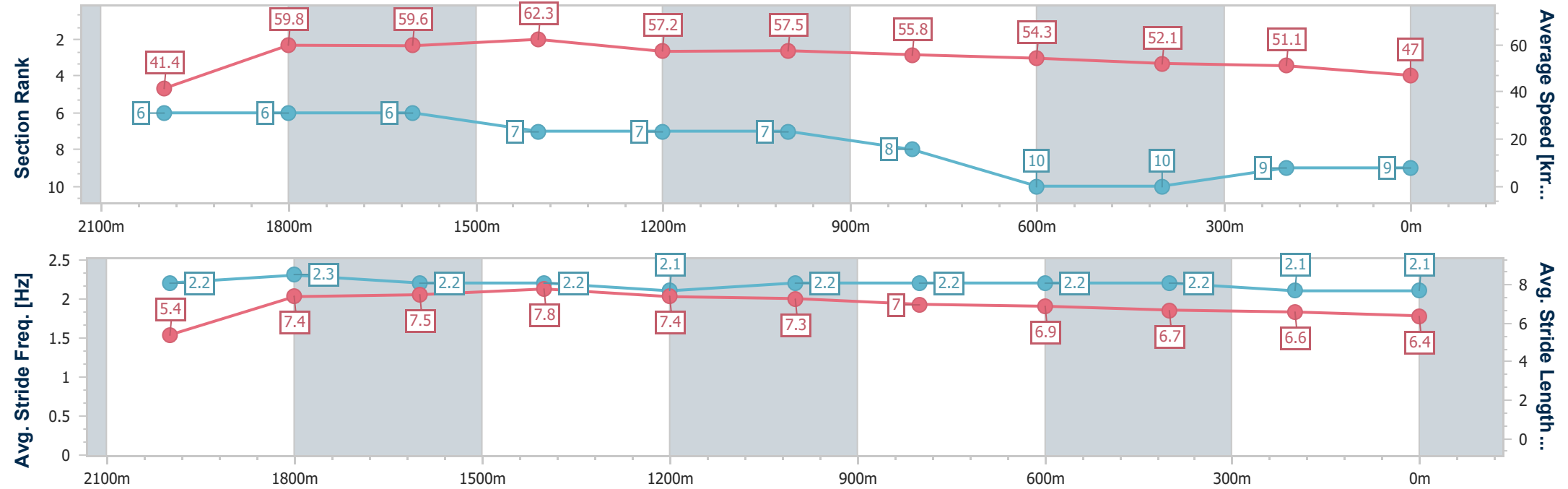
Toowoomba QLD Professional
 Race 3: MOORE TRAILERS WINTER PROVINCIAL STAYERS -
 HEAT - BENCHMARK 70 Handicap - 2150m



01 June 2024 - 17:47

Track Rating: Soft 7, Weather: Showers, Rail Position: +5m Entire

Section	Overall	2000m	1800m	1600m	1400m	1200m	1000m	800m	600m	400m	200m
Section Times	2:23.59 [9] (0:13.01)	2:10.58 [6] (0:12.06)	1:58.52 [6] (0:12.05)	1:46.47 [6] (0:11.57)	1:34.90 [7] (0:12.71)	1:22.19 [7] (0:12.52)	1:09.67 [7] (0:13.00)	0:56.67 [8] (0:13.41)	0:43.26 [10] (0:13.90)	0:29.36 [10] (0:14.08)	0:15.28 [9] (0:15.28)
Average Speed [km/h]	41.4	59.8	59.6	62.3	57.2	57.5	55.8	54.3	52.1	51.1	47.0
Top Speed [km/h]	60.0	61.3	63.0	63.3	61.6	58.7	56.7	55.6	54.7	51.8	49.6
Avg. Dist. to Rail [m]	4.0	0.5	0.6	1.4	1.9	2.4	1.8	2.2	1.8	0.9	1.7
Avg. Stride Freq. [Hz]	2.2	2.3	2.2	2.2	2.1	2.2	2.2	2.2	2.2	2.1	2.1
Avg. Stride Length [m]	5.4	7.4	7.5	7.8	7.4	7.3	7.0	6.9	6.7	6.6	6.4



- [] Ranking at each section and finish
- .-.- No data available at this section
- NA No data available



Horse/Jockey Name	Bump'n'run
Final Rank	10
Fastest Section Time (Section)	0:11.70 (1800m)
Top Speed [km/h] (Section)	63.1 (1800m)
Race State	Finished



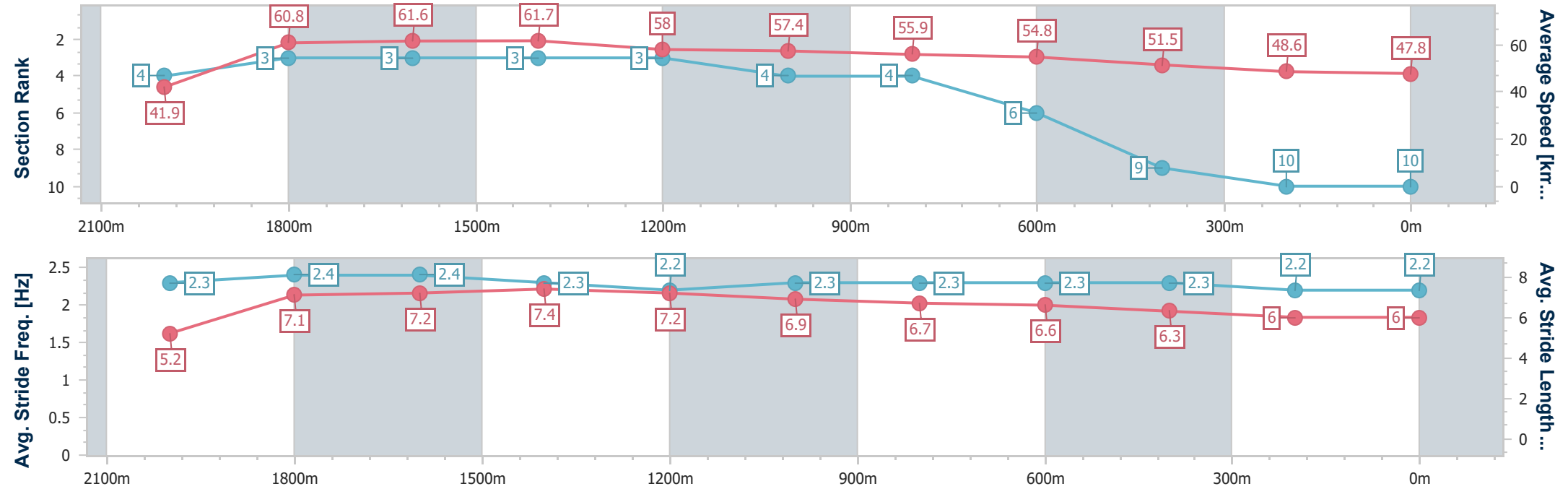
Toowoomba QLD Professional
 Race 3: MOORE TRAILERS WINTER PROVINCIAL STAYERS -
 HEAT - BENCHMARK 70 Handicap - 2150m



01 June 2024 - 17:47

Track Rating: Soft 7, Weather: Showers, Rail Position: +5m Entire

Section	Overall	2000m	1800m	1600m	1400m	1200m	1000m	800m	600m	400m	200m
Section Times	2:23.66 [10] (0:12.89)	2:10.77 [4] (0:11.87)	1:58.90 [3] (0:11.70)	1:47.20 [3] (0:11.75)	1:35.45 [3] (0:12.59)	1:22.86 [3] (0:12.59)	1:10.27 [4] (0:13.04)	0:57.23 [4] (0:13.20)	0:44.03 [6] (0:14.14)	0:29.89 [9] (0:14.83)	0:15.06 [10] (0:15.06)
Average Speed [km/h]	41.9	60.8	61.6	61.7	58.0	57.4	55.9	54.8	51.5	48.6	47.8
Top Speed [km/h]	60.1	62.0	63.1	62.9	60.8	58.4	57.4	55.5	53.3	50.5	48.8
Avg. Dist. to Rail [m]	3.9	0.5	1.0	2.2	2.7	3.7	3.0	2.2	2.1	1.3	2.8
Avg. Stride Freq. [Hz]	2.3	2.4	2.4	2.3	2.2	2.3	2.3	2.3	2.3	2.2	2.2
Avg. Stride Length [m]	5.2	7.1	7.2	7.4	7.2	6.9	6.7	6.6	6.3	6.0	6.0



- [] Ranking at each section and finish
- .-.- No data available at this section
- NA No data available