



Toowoomba QLD Professional

Race 1: 1EQUINE - FOR THE EQUINE ATHLETE Class 3 Handicap - 1000m

01 June 2024 - 16:40



Track Rating: Soft 6, Weather: Showers, Rail Position: +5m Entire

Section		Overall	800m	600m	400m	200m	Last 600m					
Field Times		1:03.27 (0:14.53)	0:48.74 (0:11.30)	0:37.44 (0:12.03)	0:25.41 (0:12.42)	0:12.99 (0:12.99)	0:37.44					
Rank	TAB Horse/Jockey	Barrier	Top Speed [km/h]	Fastest Section	Margin					Distance Travelled [m]		
1	4 ORTHIE'S GIRLS Dan McGillivray	3	65.9	0:11.24	1:03.27 [1] (0:14.89)	0:48.38 [6] (0:11.24)	0:37.14 [5] (0:11.98)	0:25.16 [5] (0:12.32)	0:12.84 [4] (0:12.84)	1:03.27	0:37.14	
2	6 ROCONONO Alisha Donald	2	66.0	0:11.33	1:03.33 [2] (0:14.53)	0:48.80 [2] (0:11.33)	0:37.47 [3] (0:12.00)	0:25.47 [1] (0:12.42)	0:13.05 [1] (0:13.05)	0.2L	0:37.47	+4
3	2 MASTER MAURICE Georgina Cartwright	5	66.4	0:11.36	1:03.38 [3] (0:14.83)	0:48.55 [5] (0:11.36)	0:37.19 [6] (0:12.03)	0:25.16 [6] (0:12.37)	0:12.79 [6] (0:12.79)	0.4L	0:37.19	+6
4	9 TISANI EMPEROR Nozi Tomizawa	1	66.1	0:11.23	1:03.64 [4] (0:14.60)	0:49.04 [3] (0:11.23)	0:37.81 [1] (0:12.12)	0:25.69 [3] (0:12.36)	0:13.33 [2] (0:13.33)	1.7L	0:37.81	+2
5	1 JIMMY'S DREAM Les Tilley	8	65.6	0:11.39	1:03.72 [5] (0:14.69)	0:49.03 [4] (0:11.39)	0:37.64 [4] (0:12.02)	0:25.62 [4] (0:12.37)	0:13.25 [5] (0:13.25)	2.1L	0:37.64	+10
6	5 BUCKALTIUS Dylan Bennett	4	66.8	0:11.32	1:03.72 [6] (0:14.53)	0:49.19 [1] (0:11.32)	0:37.87 [2] (0:12.05)	0:25.82 [2] (0:12.46)	0:13.36 [3] (0:13.36)	2.2L	0:37.87	+8
7	7 COBURG Montanna Savva	6	65.6	0:11.29	1:03.74 [7] (0:15.14)	0:48.60 [7] (0:11.29)	0:37.31 [7] (0:12.01)	0:25.30 [7] (0:12.22)	0:13.08 [7] (0:13.08)	2.3L	0:37.31	-1
8	3 MENSA MAESTRO Kenji Yoshida	9	65.8	0:11.31	1:04.93 [8] (0:15.17)	0:49.76 [8] (0:11.31)	0:38.45 [8] (0:12.07)	0:26.38 [8] (0:12.64)	0:13.74 [8] (0:13.74)	9.1L	0:38.45	+6

Scratched: Les Girls (#8)



Horse/Jockey Name	Orthie's Girls
Final Rank	1
Fastest Section Time (Section)	0:11.24 (800m)
Top Speed [km/h] (Section)	65.9 (Overall)
Race State	Finished

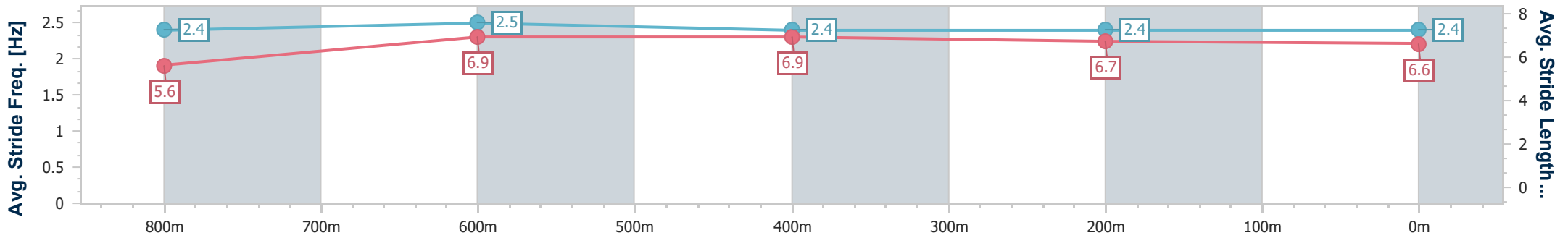
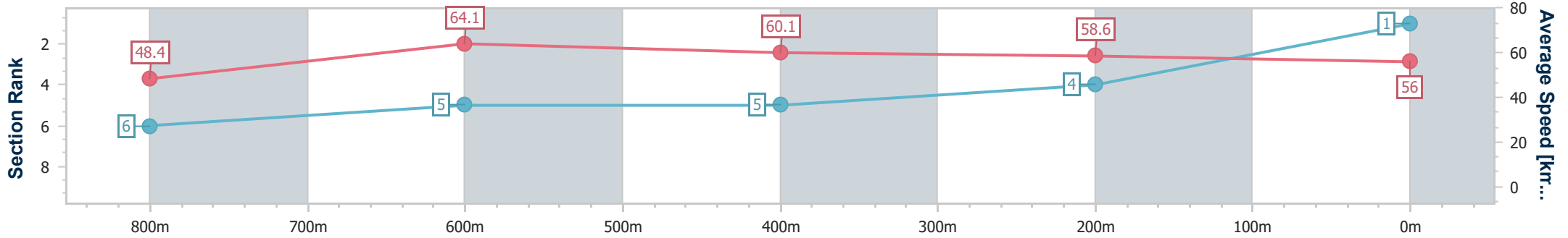


Toowoomba QLD Professional
 Race 1: 1EQUINE - FOR THE EQUINE ATHLETE Class 3
 Handicap - 1000m
 01 June 2024 - 16:40



Track Rating: Soft 6, Weather: Showers, Rail Position: +5m Entire

Section	Overall	800m	600m	400m	200m
Section Times	1:03.27 [1] (0:14.89)	0:48.38 [6] (0:11.24)	0:37.14 [5] (0:11.98)	0:25.16 [5] (0:12.32)	0:12.84 [4] (0:12.84)
Average Speed [km/h]	48.4	64.1	60.1	58.6	56.0
Top Speed [km/h]	65.9	65.8	63.3	59.8	56.7
Avg. Dist. to Rail [m]	3.9	0.4	0.5	0.4	0.4
Avg. Stride Freq. [Hz]	2.4	2.5	2.4	2.4	2.4
Avg. Stride Length [m]	5.6	6.9	6.9	6.7	6.6



- [] Ranking at each section and finish
- .-.- No data available at this section
- NA No data available



Horse/Jockey Name	Roconono
Final Rank	2
Fastest Section Time (Section)	0:11.33 (800m)
Top Speed [km/h] (Section)	66.0 (Overall)
Race State	Finished



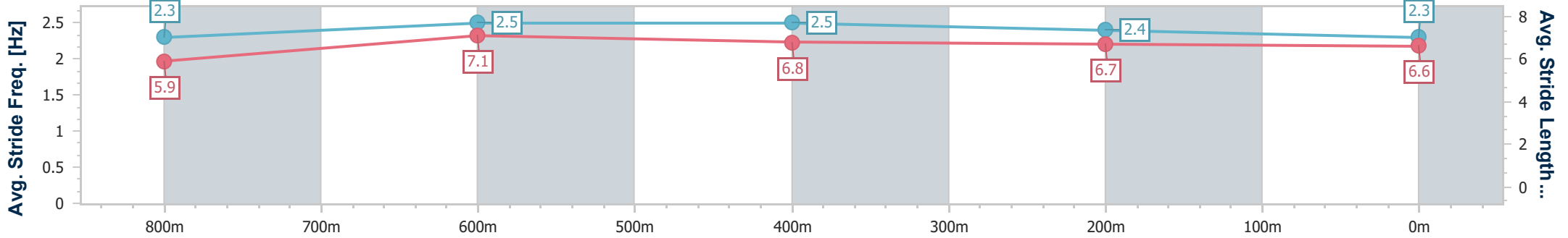
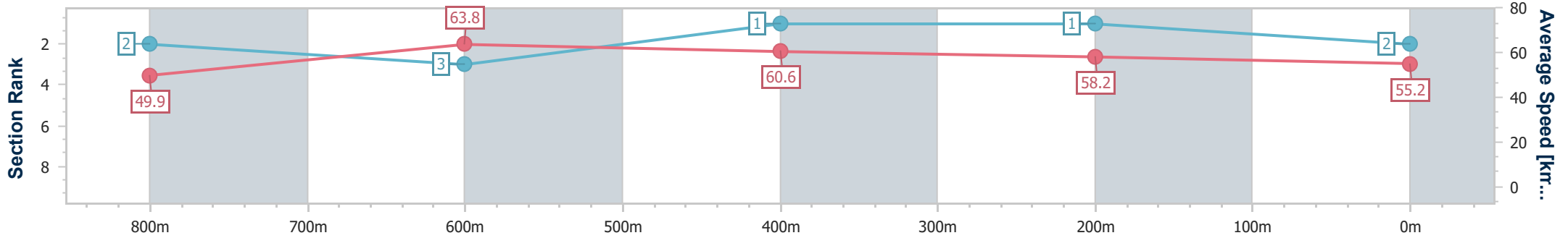
Toowoomba QLD Professional
 Race 1: 1EQUINE - FOR THE EQUINE ATHLETE Class 3
 Handicap - 1000m



01 June 2024 - 16:40

Track Rating: Soft 6, Weather: Showers, Rail Position: +5m Entire

Section	Overall	800m	600m	400m	200m
Section Times	1:03.33 [2] (0:14.53)	0:48.80 [2] (0:11.33)	0:37.47 [3] (0:12.00)	0:25.47 [1] (0:12.42)	0:13.05 [1] (0:13.05)
Average Speed [km/h]	49.9	63.8	60.6	58.2	55.2
Top Speed [km/h]	66.0	64.7	63.6	59.7	56.6
Avg. Dist. to Rail [m]	4.1	1.6	2.0	1.3	1.3
Avg. Stride Freq. [Hz]	2.3	2.5	2.5	2.4	2.3
Avg. Stride Length [m]	5.9	7.1	6.8	6.7	6.6



- [] Ranking at each section and finish
- .-.- No data available at this section
- NA No data available



Horse/Jockey Name	Master Maurice
Final Rank	3
Fastest Section Time (Section)	0:11.36 (800m)
Top Speed [km/h] (Section)	66.4 (Overall)
Race State	Finished



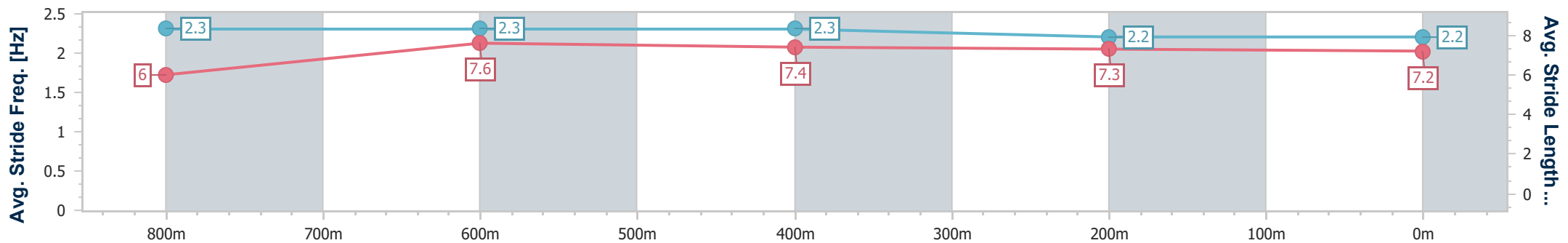
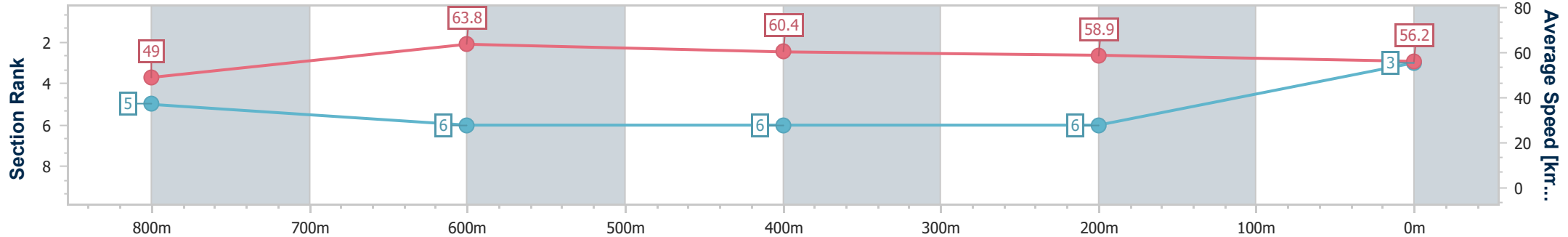
Toowoomba QLD Professional
Race 1: 1EQUINE - FOR THE EQUINE ATHLETE Class 3
Handicap - 1000m



01 June 2024 - 16:40

Track Rating: Soft 6, Weather: Showers, Rail Position: +5m Entire

Section	Overall	800m	600m	400m	200m
Section Times	1:03.38 [3] (0:14.83)	0:48.55 [5] (0:11.36)	0:37.19 [6] (0:12.03)	0:25.16 [6] (0:12.37)	0:12.79 [6] (0:12.79)
Average Speed [km/h]	49.0	63.8	60.4	58.9	56.2
Top Speed [km/h]	66.4	64.9	62.7	60.0	58.5
Avg. Dist. to Rail [m]	5.4	1.7	2.1	2.1	0.9
Avg. Stride Freq. [Hz]	2.3	2.3	2.3	2.2	2.2
Avg. Stride Length [m]	6.0	7.6	7.4	7.3	7.2



- [] Ranking at each section and finish
- .-.- No data available at this section
- NA No data available



Horse/Jockey Name	Tisani Emperor
Final Rank	4
Fastest Section Time (Section)	0:11.23 (800m)
Top Speed [km/h] (Section)	66.1 (Overall)
Race State	Finished



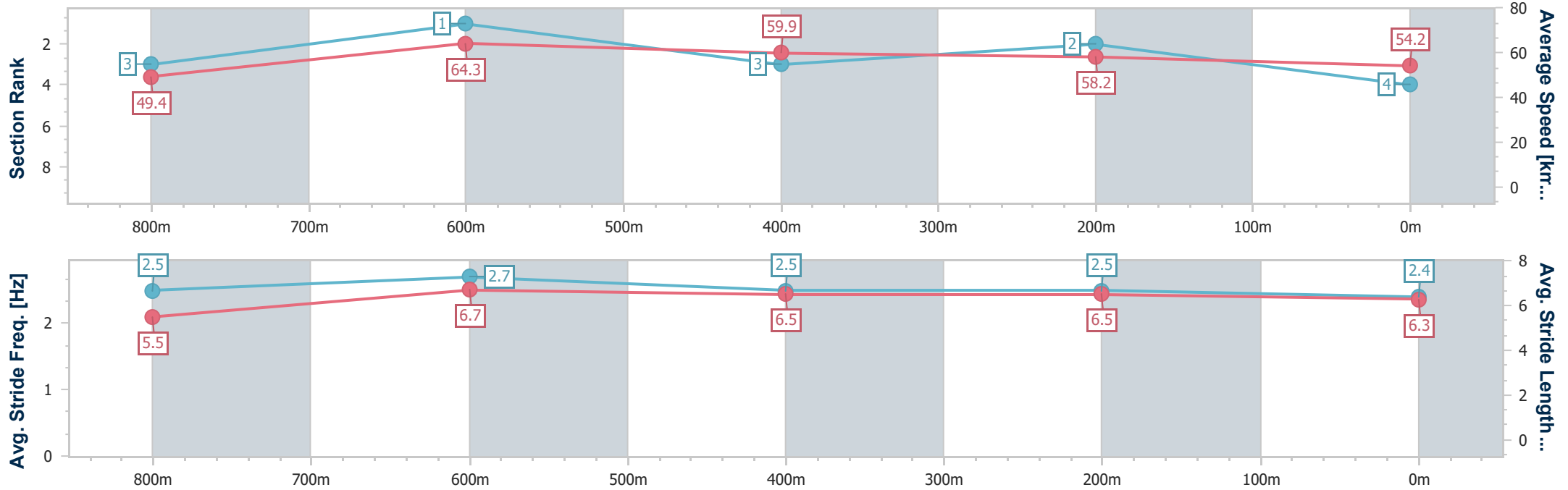
Toowoomba QLD Professional
Race 1: 1EQUINE - FOR THE EQUINE ATHLETE Class 3
Handicap - 1000m



01 June 2024 - 16:40

Track Rating: Soft 6, Weather: Showers, Rail Position: +5m Entire

Section	Overall	800m	600m	400m	200m
Section Times	1:03.64 [4] (0:14.60)	0:49.04 [3] (0:11.23)	0:37.81 [1] (0:12.12)	0:25.69 [3] (0:12.36)	0:13.33 [2] (0:13.33)
Average Speed [km/h]	49.4	64.3	59.9	58.2	54.2
Top Speed [km/h]	66.1	66.0	62.5	59.5	57.3
Avg. Dist. to Rail [m]	3.5	1.0	2.0	0.3	0.6
Avg. Stride Freq. [Hz]	2.5	2.7	2.5	2.5	2.4
Avg. Stride Length [m]	5.5	6.7	6.5	6.5	6.3



- [] Ranking at each section and finish
- .-.- No data available at this section
- NA No data available



Horse/Jockey Name	Jimmy's Dream
Final Rank	5
Fastest Section Time (Section)	0:11.39 (800m)
Top Speed [km/h] (Section)	65.6 (800m)
Race State	Finished

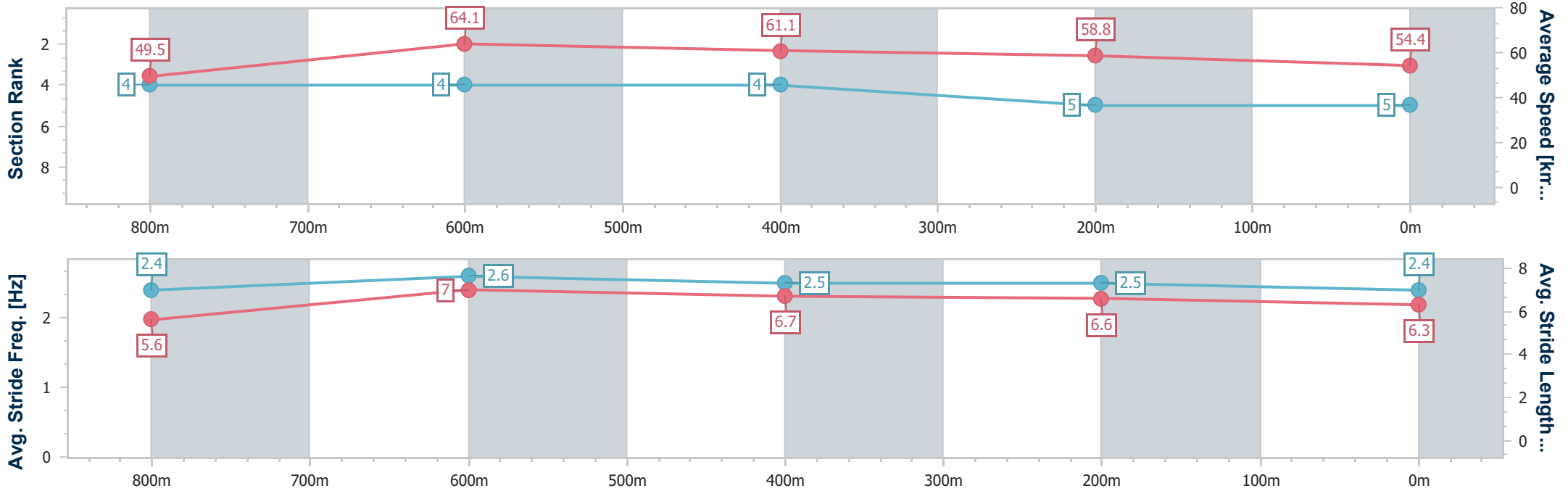


Toowoomba QLD Professional
 Race 1: 1EQUINE - FOR THE EQUINE ATHLETE Class 3
 Handicap - 1000m
 01 June 2024 - 16:40



Track Rating: Soft 6, Weather: Showers, Rail Position: +5m Entire

Section	Overall	800m	600m	400m	200m
Section Times	1:03.72 [5] (0:14.69)	0:49.03 [4] (0:11.39)	0:37.64 [4] (0:12.02)	0:25.62 [4] (0:12.37)	0:13.25 [5] (0:13.25)
Average Speed [km/h]	49.5	64.1	61.1	58.8	54.4
Top Speed [km/h]	65.3	65.6	63.2	60.9	58.2
Avg. Dist. to Rail [m]	6.2	3.8	3.6	3.9	3.9
Avg. Stride Freq. [Hz]	2.4	2.6	2.5	2.5	2.4
Avg. Stride Length [m]	5.6	7.0	6.7	6.6	6.3



- [] Ranking at each section and finish
- .-.- No data available at this section
- NA No data available



Horse/Jockey Name	Buckaltius
Final Rank	6
Fastest Section Time (Section)	0:11.32 (800m)
Top Speed [km/h] (Section)	66.8 (800m)
Race State	Finished

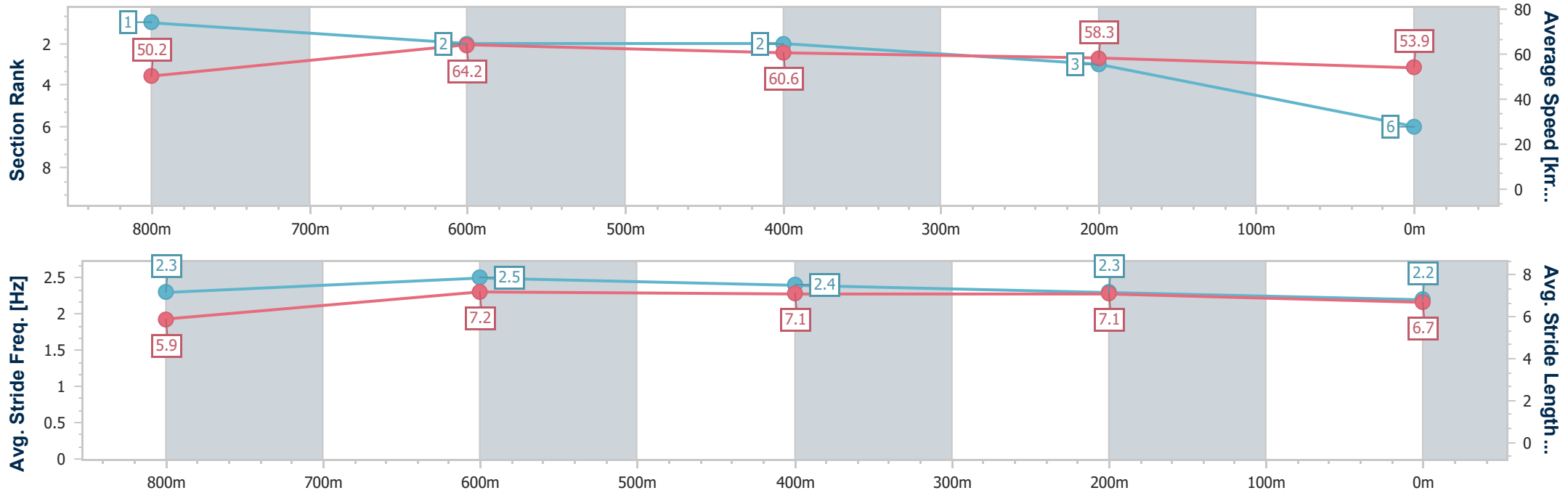


Toowoomba QLD Professional
 Race 1: 1EQUINE - FOR THE EQUINE ATHLETE Class 3
 Handicap - 1000m
 01 June 2024 - 16:40



Track Rating: Soft 6, Weather: Showers, Rail Position: +5m Entire

Section	Overall	800m	600m	400m	200m
Section Times	1:03.72 [6] (0:14.53)	0:49.19 [1] (0:11.32)	0:37.87 [2] (0:12.05)	0:25.82 [2] (0:12.46)	0:13.36 [3] (0:13.36)
Average Speed [km/h]	50.2	64.2	60.6	58.3	53.9
Top Speed [km/h]	65.5	66.8	62.8	59.5	56.0
Avg. Dist. to Rail [m]	5.6	3.4	2.5	1.7	1.1
Avg. Stride Freq. [Hz]	2.3	2.5	2.4	2.3	2.2
Avg. Stride Length [m]	5.9	7.2	7.1	7.1	6.7



- [] Ranking at each section and finish
- .-.- No data available at this section
- NA No data available



Horse/Jockey Name	Coburg
Final Rank	7
Fastest Section Time (Section)	0:11.29 (800m)
Top Speed [km/h] (Section)	65.6 (800m)
Race State	Finished

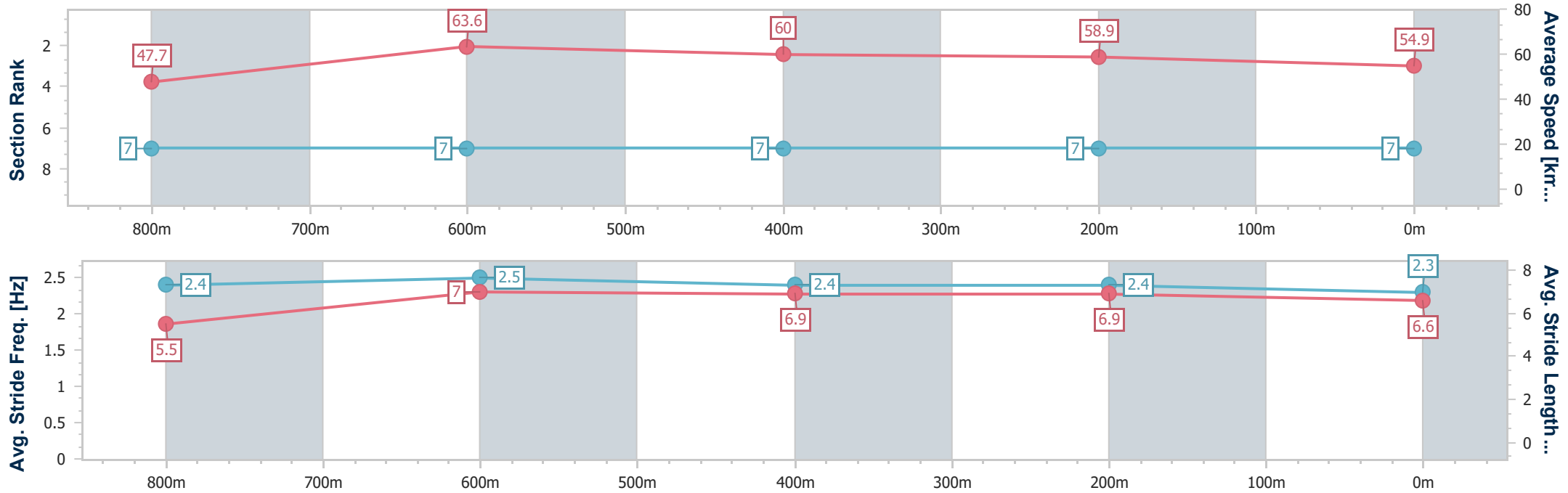


Toowoomba QLD Professional
 Race 1: 1EQUINE - FOR THE EQUINE ATHLETE Class 3
 Handicap - 1000m
 01 June 2024 - 16:40



Track Rating: Soft 6, Weather: Showers, Rail Position: +5m Entire

Section	Overall	800m	600m	400m	200m
Section Times	1:03.74 [7] (0:15.14)	0:48.60 [7] (0:11.29)	0:37.31 [7] (0:12.01)	0:25.30 [7] (0:12.22)	0:13.08 [7] (0:13.08)
Average Speed [km/h]	47.7	63.6	60.0	58.9	54.9
Top Speed [km/h]	64.4	65.6	62.2	60.5	58.2
Avg. Dist. to Rail [m]	5.1	1.2	0.5	0.6	1.3
Avg. Stride Freq. [Hz]	2.4	2.5	2.4	2.4	2.3
Avg. Stride Length [m]	5.5	7.0	6.9	6.9	6.6



- [] Ranking at each section and finish
- .-.- No data available at this section
- NA No data available



Horse/Jockey Name	Mensa Maestro
Final Rank	8
Fastest Section Time (Section)	0:11.31 (800m)
Top Speed [km/h] (Section)	65.8 (800m)
Race State	Finished



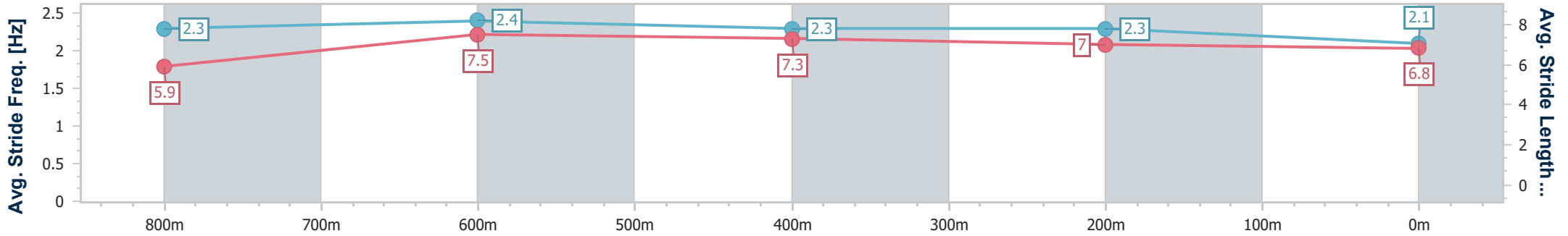
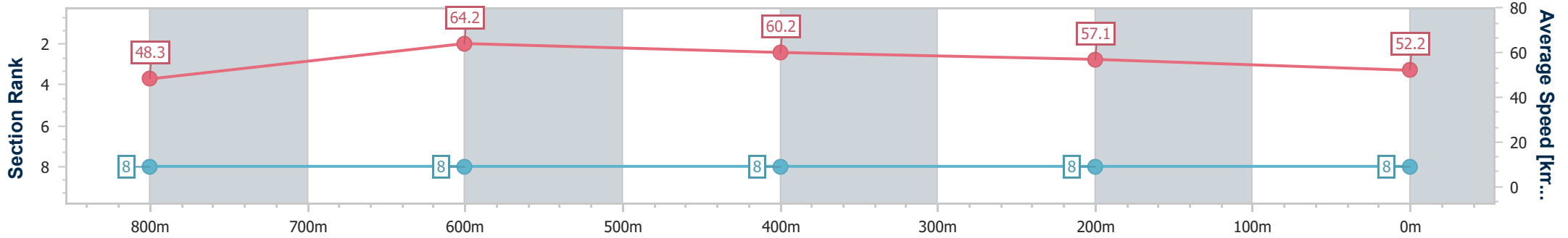
Toowoomba QLD Professional
Race 1: 1EQUINE - FOR THE EQUINE ATHLETE Class 3
Handicap - 1000m



01 June 2024 - 16:40

Track Rating: Soft 6, Weather: Showers, Rail Position: +5m Entire

Section	Overall	800m	600m	400m	200m
Section Times	1:04.93 [8] (0:15.17)	0:49.76 [8] (0:11.31)	0:38.45 [8] (0:12.07)	0:26.38 [8] (0:12.64)	0:13.74 [8] (0:13.74)
Average Speed [km/h]	48.3	64.2	60.2	57.1	52.2
Top Speed [km/h]	65.0	65.8	62.5	58.2	55.7
Avg. Dist. to Rail [m]	9.1	2.2	1.5	0.8	1.8
Avg. Stride Freq. [Hz]	2.3	2.4	2.3	2.3	2.1
Avg. Stride Length [m]	5.9	7.5	7.3	7.0	6.8



- [] Ranking at each section and finish
- .-.- No data available at this section
- NA No data available