



Eagle Farm QLD Professional

Race 8: LADBROKES QUEENSLAND DERBY - 2400m



BRISBANE
RACING CLUB

01 June 2024 - 15:53

Track Rating: Soft 6, Weather: Overcast, Rail Position: True Entire Course

Section		Overall	2200m	2000m	1800m	1600m	1400m	1200m	Last 600m				
Field Times		2:32.04 (0:13.74)	2:18.30 (0:12.00)	2:06.30 (0:12.63)	1:53.67 (0:12.82)	1:40.85 (0:12.47)	1:28.38 (0:12.44)	1:15.94 (0:12.46)	0:37.95				
Rank	TAB Horse/Jockey	Barrier	Top Speed [km/h]	Fastest Section									Distance Travelled [m]
1	2 WARMONGER Blake Shinn	23	61.2 800m	0:12.04 2200m	2:32.04 [1] (0:14.84)	2:17.20 [16] (0:12.04)	2:05.16 [9] (0:12.35)	1:52.81 [5] (0:12.78)	1:40.03 [5] (0:12.97)	1:27.06 [6] (0:12.81)	1:14.25 [5] (0:12.73)	0:36.80	
2	17 MOONLIGHT MAGIC Michael Dee	19	63.8 600m	0:12.07 800m	2:33.81 [2] (0:14.70)	2:19.11 [12] (0:12.73)	2:06.38 [17] (0:13.44)	1:52.94 [18] (0:12.85)	1:40.09 [18] (0:12.98)	1:27.11 [18] (0:12.49)	1:14.62 [16] (0:12.60)	0:37.50	+10
3	7 FELIX THE SCAT Kyle Wilson-Taylor	22	61.4 600m	0:12.13 800m	2:34.28 [3] (0:14.46)	2:19.82 [8] (0:12.51)	2:07.31 [11] (0:13.03)	1:54.28 [11] (0:13.00)	1:41.28 [11] (0:13.01)	1:28.27 [11] (0:12.59)	1:15.68 [11] (0:12.63)	0:38.55	+4
4	14 SABAN Jamie Kah	16	61.6 400m	0:11.89 800m	2:34.46 [4] (0:14.89)	2:19.57 [17] (0:12.53)	2:07.04 [16] (0:13.24)	1:53.80 [16] (0:12.81)	1:40.99 [16] (0:13.08)	1:27.91 [16] (0:12.65)	1:15.26 [17] (0:12.81)	0:38.12	-9
5	10 AGITA Jason Collett	6	61.1 2200m	0:12.09 800m	2:34.63 [5] (0:14.83)	2:19.80 [15] (0:12.37)	2:07.43 [13] (0:13.07)	1:54.36 [13] (0:12.89)	1:41.47 [13] (0:12.99)	1:28.48 [13] (0:12.69)	1:15.79 [13] (0:12.78)	0:38.39	-11
6	3 ENCODER Damien Thornton	18	62.2 1000m	0:12.02 800m	2:34.72 [6] (0:15.01)	2:19.71 [18] (0:12.64)	2:07.07 [18] (0:13.13)	1:53.94 [17] (0:12.79)	1:41.15 [17] (0:13.04)	1:28.11 [17] (0:12.60)	1:15.51 [18] (0:12.82)	0:38.27	+0
7	12 FIRST INNINGS Jim Byrne	12	61.4 1000m	0:12.14 800m	2:34.74 [7] (0:14.29)	2:20.45 [7] (0:12.44)	2:08.01 [7] (0:12.76)	1:55.25 [7] (0:13.04)	1:42.21 [7] (0:12.80)	1:29.41 [7] (0:12.73)	1:16.68 [7] (0:12.77)	0:39.32	-1
8	11 WARIALDA WARRIOR Jake Bayliss	7	61.1 800m	0:12.11 800m	2:34.83 [8] (0:14.74)	2:20.09 [13] (0:12.32)	2:07.77 [12] (0:13.06)	1:54.71 [12] (0:12.93)	1:41.78 [12] (0:12.98)	1:28.80 [12] (0:12.66)	1:16.14 [12] (0:12.72)	0:38.82	-3
9	18 AUTUMN ANGEL Mark Zahra	1	61.0 800m	0:12.27 800m	2:34.88 [9] (0:14.59)	2:20.29 [10] (0:12.32)	2:07.97 [10] (0:13.00)	1:54.97 [10] (0:13.00)	1:41.97 [9] (0:12.97)	1:29.00 [10] (0:12.69)	1:16.31 [10] (0:12.73)	0:38.83	+6
10	5 NAVY KING Craig Williams	13	62.6 Overall	0:11.97 2200m	2:35.05 [10] (0:13.77)	2:21.28 [2] (0:11.97)	2:09.31 [1] (0:12.63)	1:56.68 [1] (0:12.82)	1:43.86 [1] (0:12.47)	1:31.39 [1] (0:12.44)	1:18.95 [1] (0:12.46)	0:40.96	+0

Scratched: Mannerheim (#19), Misterkipchoge (#20), Kairos Louie (#23), Saxon Brave (#21), Kadavar (#22)

Report Created: Sat 1 June 2024 16:17 GMT+10 (Note: Timing is based on position data)

Page 1/22

[] Ranking at each section and finish
 -:-:- No data available at this section
 NA No data available
 SCN Saddle cloth number
 DNF Did not finish
 DNT Did not track

data processed by TRIPLESDATA



Eagle Farm QLD Professional

Race 8: LADBROKES QUEENSLAND DERBY - 2400m



BRISBANE
RACING CLUB

01 June 2024 - 15:53

Track Rating: Soft 6, Weather: Overcast, Rail Position: True Entire Course

Section		Overall	2200m	2000m	1800m	1600m	1400m	1200m	Last 600m					
Field Times		2:32.04 (0:13.74)	2:18.30 (0:12.00)	2:06.30 (0:12.63)	1:53.67 (0:12.82)	1:40.85 (0:12.47)	1:28.38 (0:12.44)	1:15.94 (0:12.46)	0:37.95					
Rank	TAB Horse/Jockey	Barrier	Top Speed [km/h]	Fastest Section										Distance Travelled [m]
11	1 TANNHAUSER Nash Rawiller	3	62.3 2200m	0:12.22 800m	2:35.52 [11] (0:14.27)	2:21.25 [6] (0:12.31)	2:08.94 [6] (0:12.93)	1:56.01 [8] (0:13.08)	1:42.93 [8] (0:12.86)	1:30.07 [8] (0:12.84)	1:17.23 [8] (0:12.83)	0:39.65	+1	
12	9 BULLETS HIGH Tyler Schiller	14	61.3 Overall	0:12.08 2200m	2:35.55 [12] (0:14.15)	2:21.40 [3] (0:12.08)	2:09.32 [4] (0:12.75)	1:56.57 [4] (0:12.93)	1:43.64 [4] (0:12.89)	1:30.75 [4] (0:12.86)	1:17.89 [4] (0:12.87)	0:40.04	-9	
13	8 SONOFDEC Regan Bayliss	21	61.8 1000m	0:12.10 800m	2:36.25 [13] (0:14.83)	2:21.42 [14] (0:12.44)	2:08.98 [15] (0:13.02)	1:55.96 [14] (0:12.98)	1:42.98 [14] (0:13.00)	1:29.98 [14] (0:12.65)	1:17.33 [14] (0:12.63)	0:40.25	+5	
14	16 PURVEYOR Michael Cahill	11	60.5 800m	0:12.22 800m	2:36.59 [14] (0:14.66)	2:21.93 [11] (0:12.56)	2:09.37 [14] (0:13.27)	1:56.10 [15] (0:12.87)	1:43.23 [15] (0:13.03)	1:30.20 [15] (0:12.58)	1:17.62 [15] (0:12.73)	0:40.08	-2	
15	13 SHY GUY Tommy Berry	4	61.0 2200m	0:12.27 2200m	2:37.22 [15] (0:14.58)	2:22.64 [9] (0:12.27)	2:10.37 [8] (0:12.99)	1:57.38 [9] (0:13.08)	1:44.30 [10] (0:12.90)	1:31.40 [9] (0:12.71)	1:18.69 [9] (0:12.73)	0:40.98	+4	
16	15 ANDERSON BRIDGE Vlad Duric	15	63.2 2200m	0:11.96 2200m	2:40.09 [16] (0:14.24)	2:25.85 [5] (0:11.96)	2:13.89 [3] (0:12.77)	2:01.12 [3] (0:12.92)	1:48.20 [3] (0:12.89)	1:35.31 [3] (0:12.85)	1:22.46 [3] (0:12.95)	0:44.25	-8	
17	6 KIRIKAN James Orman	8	61.0 2200m	0:12.38 2200m	2:40.84 [17] (0:14.17)	2:26.67 [4] (0:12.38)	2:14.29 [5] (0:12.69)	2:01.60 [6] (0:12.89)	1:48.71 [6] (0:12.84)	1:35.87 [5] (0:12.85)	1:23.02 [6] (0:12.86)	0:45.07	-2	
18	4 GOLD BULLION Tim Clark	10	63.0 Overall	0:12.18 2200m	2:42.98 [18] (0:13.74)	2:29.24 [1] (0:12.18)	2:17.06 [2] (0:12.73)	2:04.33 [2] (0:13.12)	1:51.21 [2] (0:12.87)	1:38.34 [2] (0:12.81)	1:25.53 [2] (0:12.98)	0:47.15	-12	

Scratched: Mannerheim (#19), Misterkipchoge (#20), Kairos Louie (#23), Saxon Brave (#21), Kadavar (#22)



Eagle Farm QLD Professional

Race 8: LADBROKES QUEENSLAND DERBY - 2400m

01 June 2024 - 15:53



BRISBANE
RACING CLUB

Track Rating: Soft 6, Weather: Overcast, Rail Position: True Entire Course

Section				1000m	800m	600m	400m	200m	Last 600m			
Field Times				1:03.48 (0:12.80)	0:50.68 (0:12.73)	0:37.95 (0:13.26)	0:24.69 (0:12.15)	0:12.54 (0:12.54)	0:37.95			
Rank	TAB Horse/Jockey	Barrier	Top Speed [km/h]	Fastest Section						Margin	Distance Travelled [m]	
1	2 WARMONGER Blake Shinn	23	61.2 800m	0:12.04 2200m	1:01.52 [3] (0:12.60)	0:48.92 [4] (0:12.12)	0:36.80 [2] (0:12.22)	0:24.58 [2] (0:12.04)	0:12.54 [1] (0:12.54)	2:32.04	0:36.80	
2	17 MOONLIGHT MAGIC Michael Dee	19	63.8 600m	0:12.07 800m	1:02.02 [16] (0:12.45)	0:49.57 [15] (0:12.07)	0:37.50 [15] (0:12.16)	0:25.34 [9] (0:12.08)	0:13.26 [3] (0:13.26)	10.4L	0:37.50	+10
3	7 FELIX THE SCAT Kyle Wilson-Taylor	22	61.4 600m	0:12.13 800m	1:03.05 [9] (0:12.37)	0:50.68 [8] (0:12.13)	0:38.55 [5] (0:12.17)	0:26.38 [4] (0:12.49)	0:13.89 [2] (0:13.89)	13.17L	0:38.55	+4
4	14 SABAN Jamie Kah	16	61.6 400m	0:11.89 800m	1:02.45 [17] (0:12.44)	0:50.01 [18] (0:11.89)	0:38.12 [16] (0:12.33)	0:25.79 [12] (0:12.25)	0:13.54 [7] (0:13.54)	14.21L	0:38.12	-9
5	10 AGITA Jason Collett	6	61.1 2200m	0:12.09 800m	1:03.01 [14] (0:12.53)	0:50.48 [14] (0:12.09)	0:38.39 [13] (0:12.36)	0:26.03 [10] (0:12.70)	0:13.33 [12] (0:13.33)	15.22L	0:38.39	-11
6	3 ENCODER Damien Thornton	18	62.2 1000m	0:12.02 800m	1:02.69 [18] (0:12.40)	0:50.29 [17] (0:12.02)	0:38.27 [17] (0:12.30)	0:25.97 [13] (0:12.45)	0:13.52 [10] (0:13.52)	15.77L	0:38.27	+0
7	12 FIRST INNINGS Jim Byrne	12	61.4 1000m	0:12.14 800m	1:03.91 [7] (0:12.45)	0:51.46 [5] (0:12.14)	0:39.32 [3] (0:12.44)	0:26.88 [3] (0:12.78)	0:14.10 [4] (0:14.10)	15.88L	0:39.32	-1
8	11 WARIALDA WARRIOR Jake Bayliss	7	61.1 800m	0:12.11 800m	1:03.42 [12] (0:12.49)	0:50.93 [13] (0:12.11)	0:38.82 [11] (0:12.27)	0:26.55 [6] (0:12.62)	0:13.93 [6] (0:13.93)	16.4L	0:38.82	-3
9	18 AUTUMN ANGEL Mark Zahra	1	61.0 800m	0:12.27 800m	1:03.58 [11] (0:12.48)	0:51.10 [10] (0:12.27)	0:38.83 [12] (0:12.59)	0:26.24 [11] (0:12.61)	0:13.63 [11] (0:13.63)	16.7L	0:38.83	+6
10	5 NAVY KING Craig Williams	13	62.6 Overall	0:11.97 2200m	1:06.49 [1] (0:12.80)	0:53.69 [1] (0:12.73)	0:40.96 [1] (0:13.26)	0:27.70 [1] (0:13.32)	0:14.38 [5] (0:14.38)	17.68L	0:40.96	+0

Scratched: Mannerheim (#19), Misterkipchoge (#20), Kairos Louie (#23), Saxon Brave (#21), Kadavar (#22)

[] Ranking at each section and finish
-:--:- No data available at this section
NA No data available

SCN Saddle cloth number
DNF Did not finish
DNT Did not track



Eagle Farm QLD Professional

Race 8: LADBROKES QUEENSLAND DERBY - 2400m

01 June 2024 - 15:53



BRISBANE
RACING CLUB

Track Rating: Soft 6, Weather: Overcast, Rail Position: True Entire Course

Section		1000m	800m	600m	400m	200m	Last 600m					
Field Times		1:03.48 (0:12.80)	0:50.68 (0:12.73)	0:37.95 (0:13.26)	0:24.69 (0:12.15)	0:12.54 (0:12.54)	0:37.95					
Rank	TAB Horse/Jockey	Barrier	Top Speed [km/h]	Fastest Section	Margin					Distance Travelled [m]		
11	1 TANNHAUSER Nash Rawiller	3	62.3 2200m	0:12.22 800m	1:04.40 [8] (0:12.53)	0:51.87 [9] (0:12.22)	0:39.65 [9] (0:12.45)	0:27.20 [7] (0:12.70)	0:14.50 [8] (0:14.50)	20.47L	0:39.65	+1
12	9 BULLETS HIGH Tyler Schiller	14	61.3 Overall	0:12.08 2200m	1:05.02 [4] (0:12.52)	0:52.50 [2] (0:12.46)	0:40.04 [4] (0:12.93)	0:27.11 [8] (0:12.89)	0:14.22 [13] (0:14.22)	20.63L	0:40.04	-9
13	8 SONOFDEC Regan Bayliss	21	61.8 1000m	0:12.10 800m	1:04.70 [13] (0:12.35)	0:52.35 [12] (0:12.10)	0:40.25 [10] (0:12.27)	0:27.98 [5] (0:12.80)	0:15.18 [9] (0:15.18)	24.8L	0:40.25	+5
14	16 PURVEYOR Michael Cahill	11	60.5 800m	0:12.22 800m	1:04.89 [15] (0:12.59)	0:52.30 [16] (0:12.22)	0:40.08 [18] (0:12.61)	0:27.47 [17] (0:13.23)	0:14.24 [15] (0:14.24)	26.79L	0:40.08	-2
15	13 SHY GUY Tommy Berry	4	61.0 2200m	0:12.27 2200m	1:05.96 [10] (0:12.58)	0:53.38 [11] (0:12.40)	0:40.98 [14] (0:12.80)	0:28.18 [16] (0:13.23)	0:14.95 [14] (0:14.95)	30.46L	0:40.98	+4
16	15 ANDERSON BRIDGE Vlad Duric	15	63.2 2200m	0:11.96 2200m	1:09.51 [5] (0:12.70)	0:56.81 [6] (0:12.56)	0:44.25 [8] (0:13.11)	0:31.14 [15] (0:14.36)	0:16.78 [17] (0:16.78)	47.34L	0:44.25	-8
17	6 KIRIKAN James Orman	8	61.0 2200m	0:12.38 2200m	1:10.16 [6] (0:12.66)	0:57.50 [7] (0:12.43)	0:45.07 [6] (0:13.03)	0:32.04 [14] (0:14.18)	0:17.86 [16] (0:17.86)	51.77L	0:45.07	-2
18	4 GOLD BULLION Tim Clark	10	63.0 Overall	0:12.18 2200m	1:12.55 [2] (0:12.68)	0:59.87 [3] (0:12.72)	0:47.15 [7] (0:13.51)	0:33.64 [18] (0:15.23)	0:18.41 [18] (0:18.41)	64.35L	0:47.15	-12

Scratched: Mannerheim (#19), Misterkipchoge (#20), Kairos Louie (#23), Saxon Brave (#21), Kadavar (#22)



Horse/Jockey Name	Warmonger
Final Rank	1
Fastest Section Time (Section)	0:12.04 (2200m)
Top Speed [km/h] (Section)	61.2 (800m)
Race State	Finished



Eagle Farm QLD Professional

Race 8: LADBROKES QUEENSLAND DERBY - 2400m

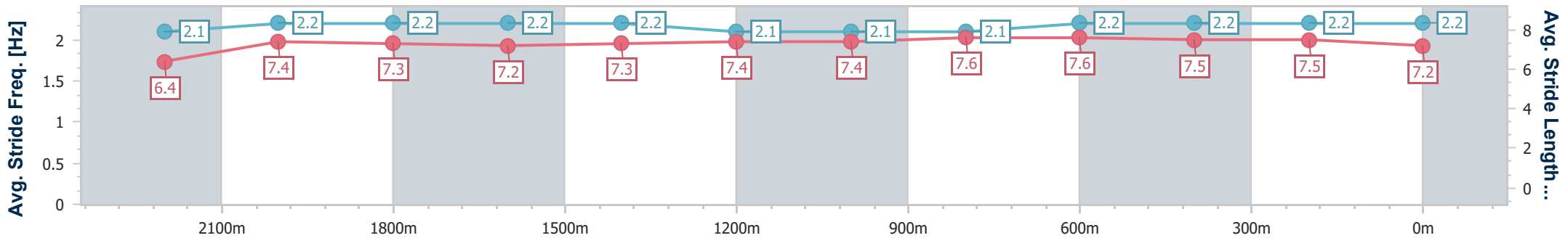
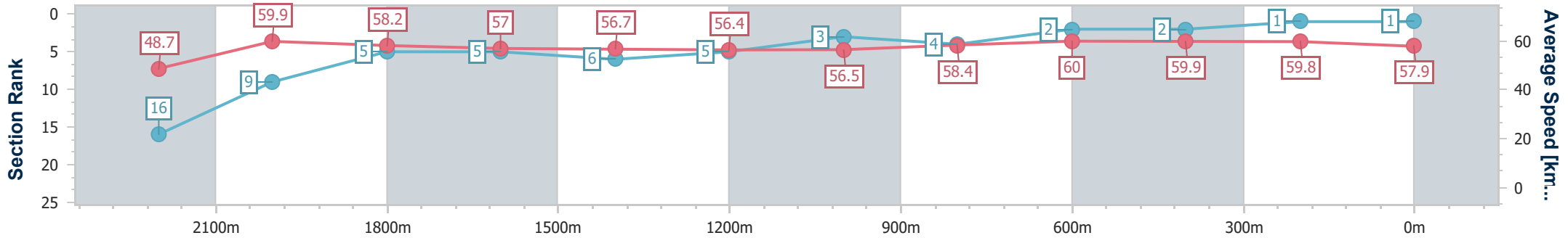
01 June 2024 - 15:53

Track Rating: Soft 6, Weather: Overcast, Rail Position: True Entire Course



BRISBANE RACING CLUB

Section	Overall	2200m	2000m	1800m	1600m	1400m	1200m	1000m	800m	600m	400m	200m
Section Times	2:32.04 [1] (0:14.84)	2:17.20 [16] (0:12.04)	2:05.16 [9] (0:12.35)	1:52.81 [5] (0:12.78)	1:40.03 [5] (0:12.97)	1:27.06 [6] (0:12.81)	1:14.25 [5] (0:12.73)	1:01.52 [3] (0:12.60)	0:48.92 [4] (0:12.12)	0:36.80 [2] (0:12.22)	0:24.58 [2] (0:12.04)	0:12.54 [1] (0:12.54)
Average Speed [km/h]	48.7	59.9	58.2	57.0	56.7	56.4	56.5	58.4	60.0	59.9	59.8	57.9
Top Speed [km/h]	60.2	61.1	59.1	59.5	57.7	58.2	57.5	59.3	61.2	60.5	60.7	59.7
Avg. Dist. to Rail [m]	13.0	2.4	0.8	2.8	5.3	4.6	4.9	3.5	2.0	4.1	7.5	8.0
Avg. Stride Freq. [Hz]	2.1	2.2	2.2	2.2	2.2	2.1	2.1	2.1	2.2	2.2	2.2	2.2
Avg. Stride Length [m]	6.4	7.4	7.3	7.2	7.3	7.4	7.4	7.6	7.6	7.5	7.5	7.2



- [] Ranking at each section and finish
- .-.- No data available at this section
- NA No data available



Horse/Jockey Name	Moonlight Magic
Final Rank	2
Fastest Section Time (Section)	0:12.07 (800m)
Top Speed [km/h] (Section)	63.8 (600m)
Race State	Finished



Eagle Farm QLD Professional

Race 8: LADBROKES QUEENSLAND DERBY - 2400m

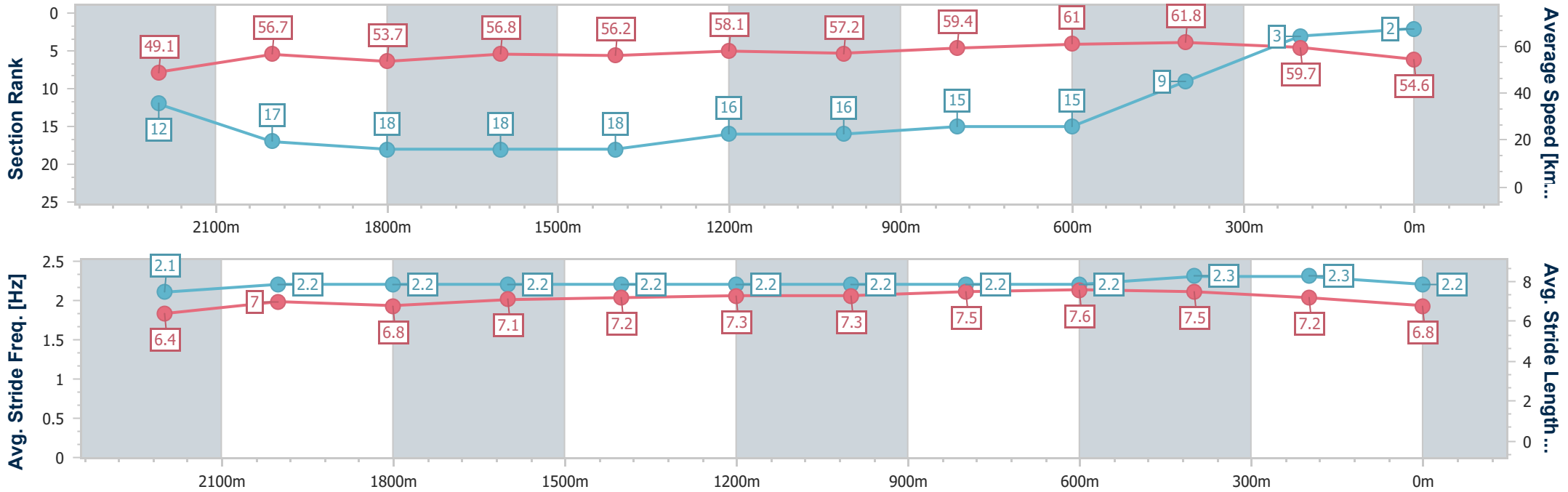
01 June 2024 - 15:53

Track Rating: Soft 6, Weather: Overcast, Rail Position: True Entire Course



BRISBANE RACING CLUB

Section	Overall	2200m	2000m	1800m	1600m	1400m	1200m	1000m	800m	600m	400m	200m
Section Times	2:33.81 [2] (0:14.70)	2:19.11 [12] (0:12.73)	2:06.38 [17] (0:13.44)	1:52.94 [18] (0:12.85)	1:40.09 [18] (0:12.98)	1:27.11 [18] (0:12.49)	1:14.62 [16] (0:12.60)	1:02.02 [16] (0:12.45)	0:49.57 [15] (0:12.07)	0:37.50 [15] (0:12.16)	0:25.34 [9] (0:12.08)	0:13.26 [3] (0:13.26)
Average Speed [km/h]	49.1	56.7	53.7	56.8	56.2	58.1	57.2	59.4	61.0	61.8	59.7	54.6
Top Speed [km/h]	59.4	59.1	54.5	59.0	57.9	59.1	58.6	61.5	62.0	63.8	62.1	58.0
Avg. Dist. to Rail [m]	10.4	1.8	0.9	2.9	4.3	4.4	5.3	5.2	5.2	8.8	14.3	12.6
Avg. Stride Freq. [Hz]	2.1	2.2	2.2	2.2	2.2	2.2	2.2	2.2	2.2	2.3	2.3	2.2
Avg. Stride Length [m]	6.4	7.0	6.8	7.1	7.2	7.3	7.3	7.5	7.6	7.5	7.2	6.8



- [] Ranking at each section and finish
- .-.- No data available at this section
- NA No data available



Horse/Jockey Name	Felix The Scat
Final Rank	3
Fastest Section Time (Section)	0:12.13 (800m)
Top Speed [km/h] (Section)	61.4 (600m)
Race State	Finished



Eagle Farm QLD Professional

Race 8: LADBROKES QUEENSLAND DERBY - 2400m

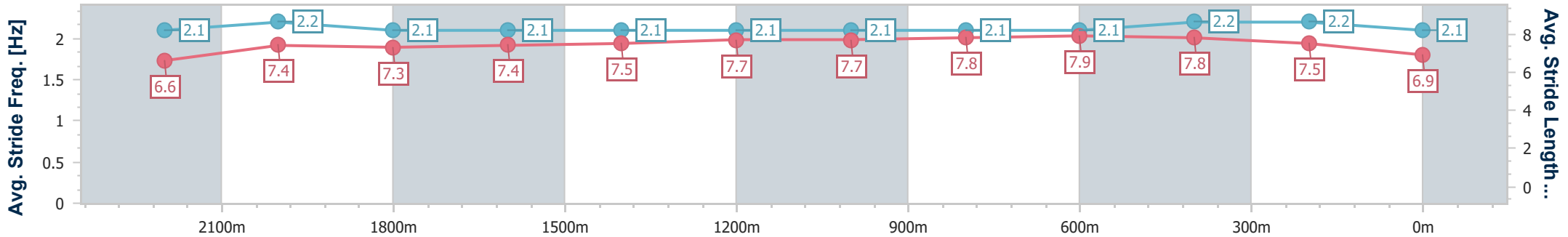
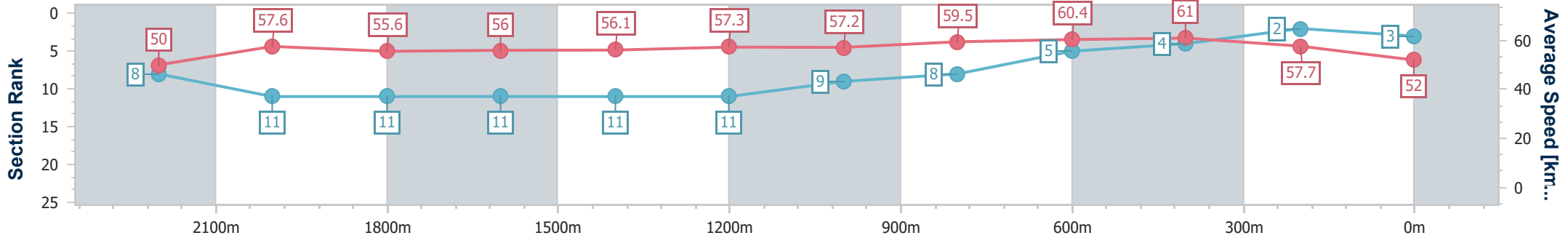
01 June 2024 - 15:53

Track Rating: Soft 6, Weather: Overcast, Rail Position: True Entire Course



BRISBANE RACING CLUB

Section	Overall	2200m	2000m	1800m	1600m	1400m	1200m	1000m	800m	600m	400m	200m
Section Times	2:34.28 [3] (0:14.46)	2:19.82 [8] (0:12.51)	2:07.31 [11] (0:13.03)	1:54.28 [11] (0:13.00)	1:41.28 [11] (0:13.01)	1:28.27 [11] (0:12.59)	1:15.68 [11] (0:12.63)	1:03.05 [9] (0:12.37)	0:50.68 [8] (0:12.13)	0:38.55 [5] (0:12.17)	0:26.38 [4] (0:12.49)	0:13.89 [2] (0:13.89)
Average Speed [km/h]	50.0	57.6	55.6	56.0	56.1	57.3	57.2	59.5	60.4	61.0	57.7	52.0
Top Speed [km/h]	61.0	60.6	56.3	57.4	57.7	58.8	57.7	60.5	61.0	61.4	60.1	55.1
Avg. Dist. to Rail [m]	11.8	1.2	0.8	2.1	3.7	4.1	4.7	4.3	3.9	5.9	9.1	10.2
Avg. Stride Freq. [Hz]	2.1	2.2	2.1	2.1	2.1	2.1	2.1	2.1	2.1	2.2	2.2	2.1
Avg. Stride Length [m]	6.6	7.4	7.3	7.4	7.5	7.7	7.7	7.8	7.9	7.8	7.5	6.9



- [] Ranking at each section and finish
- .-.- No data available at this section
- NA No data available



Horse/Jockey Name	Saban
Final Rank	4
Fastest Section Time (Section)	0:11.89 (800m)
Top Speed [km/h] (Section)	61.6 (400m)
Race State	Finished



Eagle Farm QLD Professional

Race 8: LADBROKES QUEENSLAND DERBY - 2400m

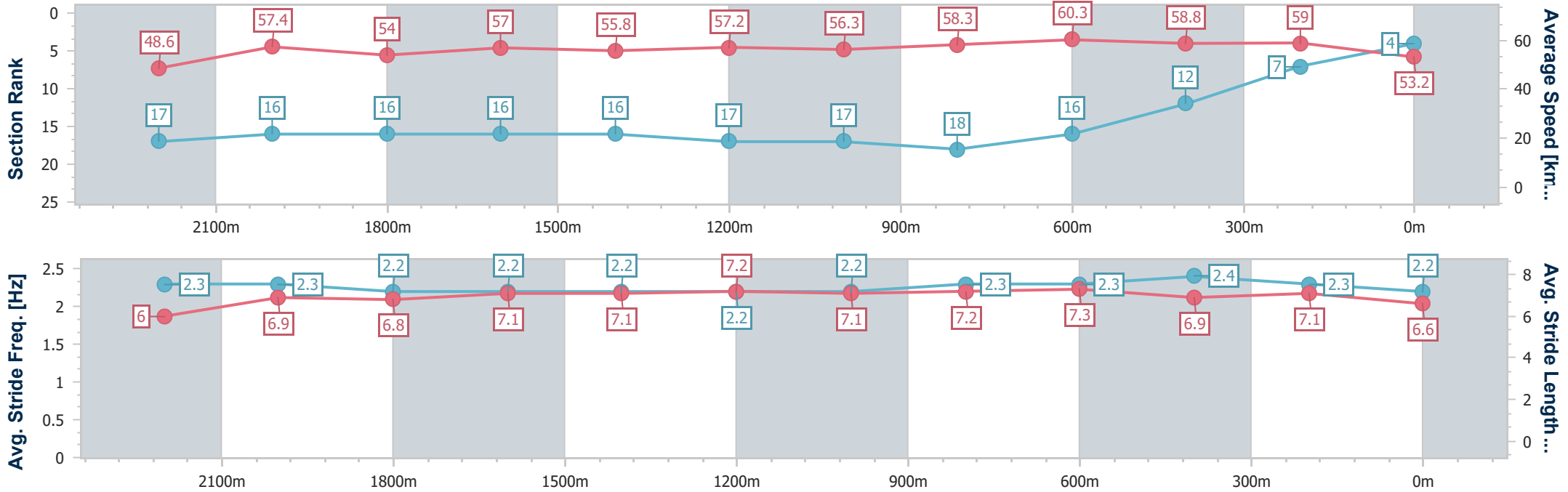
01 June 2024 - 15:53

Track Rating: Soft 6, Weather: Overcast, Rail Position: True Entire Course



BRISBANE RACING CLUB

Section	Overall	2200m	2000m	1800m	1600m	1400m	1200m	1000m	800m	600m	400m	200m
Section Times	2:34.46 [4] (0:14.89)	2:19.57 [17] (0:12.53)	2:07.04 [16] (0:13.24)	1:53.80 [16] (0:12.81)	1:40.99 [16] (0:13.08)	1:27.91 [16] (0:12.65)	1:15.26 [17] (0:12.81)	1:02.45 [17] (0:12.44)	0:50.01 [18] (0:11.89)	0:38.12 [16] (0:12.33)	0:25.79 [12] (0:12.25)	0:13.54 [7] (0:13.54)
Average Speed [km/h]	48.6	57.4	54.0	57.0	55.8	57.2	56.3	58.3	60.3	58.8	59.0	53.2
Top Speed [km/h]	59.0	59.0	54.9	58.7	58.0	58.7	57.7	60.8	61.4	61.5	61.6	55.4
Avg. Dist. to Rail [m]	7.0	0.6	1.4	2.4	4.2	4.5	3.7	1.7	0.8	1.6	8.4	10.2
Avg. Stride Freq. [Hz]	2.3	2.3	2.2	2.2	2.2	2.2	2.2	2.3	2.3	2.4	2.3	2.2
Avg. Stride Length [m]	6.0	6.9	6.8	7.1	7.1	7.2	7.1	7.2	7.3	6.9	7.1	6.6



- [] Ranking at each section and finish
- .-.- No data available at this section
- NA No data available



Horse/Jockey Name	Agita
Final Rank	5
Fastest Section Time (Section)	0:12.09 (800m)
Top Speed [km/h] (Section)	61.1 (2200m)
Race State	Finished



Eagle Farm QLD Professional

Race 8: LADBROKES QUEENSLAND DERBY - 2400m

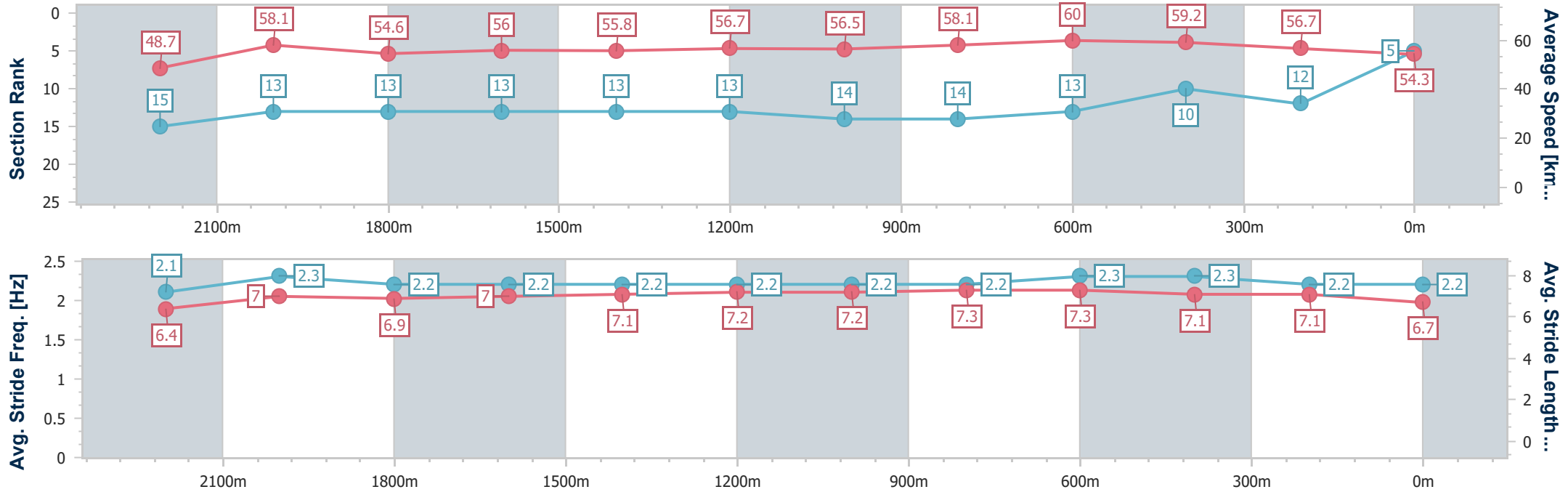
01 June 2024 - 15:53

Track Rating: Soft 6, Weather: Overcast, Rail Position: True Entire Course



BRISBANE RACING CLUB

Section	Overall	2200m	2000m	1800m	1600m	1400m	1200m	1000m	800m	600m	400m	200m
Section Times	2:34.63 [5] (0:14.83)	2:19.80 [15] (0:12.37)	2:07.43 [13] (0:13.07)	1:54.36 [13] (0:12.89)	1:41.47 [13] (0:12.99)	1:28.48 [13] (0:12.69)	1:15.79 [13] (0:12.78)	1:03.01 [14] (0:12.53)	0:50.48 [14] (0:12.09)	0:38.39 [13] (0:12.36)	0:26.03 [10] (0:12.70)	0:13.33 [12] (0:13.33)
Average Speed [km/h]	48.7	58.1	54.6	56.0	55.8	56.7	56.5	58.1	60.0	59.2	56.7	54.3
Top Speed [km/h]	59.6	61.1	55.9	57.5	57.2	57.7	57.8	60.1	60.7	60.3	58.4	56.4
Avg. Dist. to Rail [m]	1.8	0.9	1.7	0.8	1.6	2.0	2.6	2.3	1.3	3.3	6.9	7.6
Avg. Stride Freq. [Hz]	2.1	2.3	2.2	2.2	2.2	2.2	2.2	2.2	2.3	2.3	2.2	2.2
Avg. Stride Length [m]	6.4	7.0	6.9	7.0	7.1	7.2	7.2	7.3	7.3	7.1	7.1	6.7



- [] Ranking at each section and finish
- .-.- No data available at this section
- NA No data available



Horse/Jockey Name	Encoder
Final Rank	6
Fastest Section Time (Section)	0:12.02 (800m)
Top Speed [km/h] (Section)	62.2 (1000m)
Race State	Finished



Eagle Farm QLD Professional

Race 8: LADBROKES QUEENSLAND DERBY - 2400m

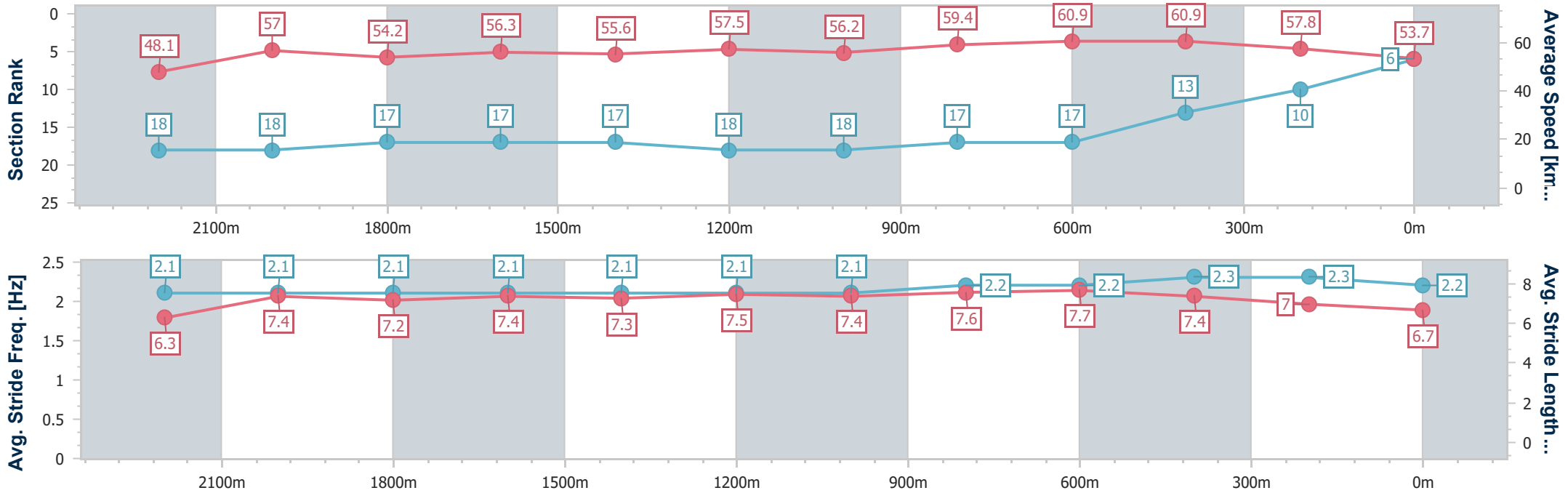
01 June 2024 - 15:53

Track Rating: Soft 6, Weather: Overcast, Rail Position: True Entire Course



BRISBANE RACING CLUB

Section	Overall	2200m	2000m	1800m	1600m	1400m	1200m	1000m	800m	600m	400m	200m
Section Times	2:34.72 [6] (0:15.01)	2:19.71 [18] (0:12.64)	2:07.07 [18] (0:13.13)	1:53.94 [17] (0:12.79)	1:41.15 [17] (0:13.04)	1:28.11 [17] (0:12.60)	1:15.51 [18] (0:12.82)	1:02.69 [18] (0:12.40)	0:50.29 [17] (0:12.02)	0:38.27 [17] (0:12.30)	0:25.97 [13] (0:12.45)	0:13.52 [10] (0:13.52)
Average Speed [km/h]	48.1	57.0	54.2	56.3	55.6	57.5	56.2	59.4	60.9	60.9	57.8	53.7
Top Speed [km/h]	57.6	59.6	54.9	57.5	57.4	57.8	57.6	62.2	62.2	61.8	61.1	55.7
Avg. Dist. to Rail [m]	7.8	0.6	2.3	0.9	2.7	3.1	3.6	4.3	3.9	8.1	14.3	12.9
Avg. Stride Freq. [Hz]	2.1	2.1	2.1	2.1	2.1	2.1	2.1	2.2	2.2	2.3	2.3	2.2
Avg. Stride Length [m]	6.3	7.4	7.2	7.4	7.3	7.5	7.4	7.6	7.7	7.4	7.0	6.7



- [] Ranking at each section and finish
- .-.- No data available at this section
- NA No data available



Horse/Jockey Name	First Innings
Final Rank	7
Fastest Section Time (Section)	0:12.14 (800m)
Top Speed [km/h] (Section)	61.4 (1000m)
Race State	Finished



Eagle Farm QLD Professional

Race 8: LADBROKES QUEENSLAND DERBY - 2400m

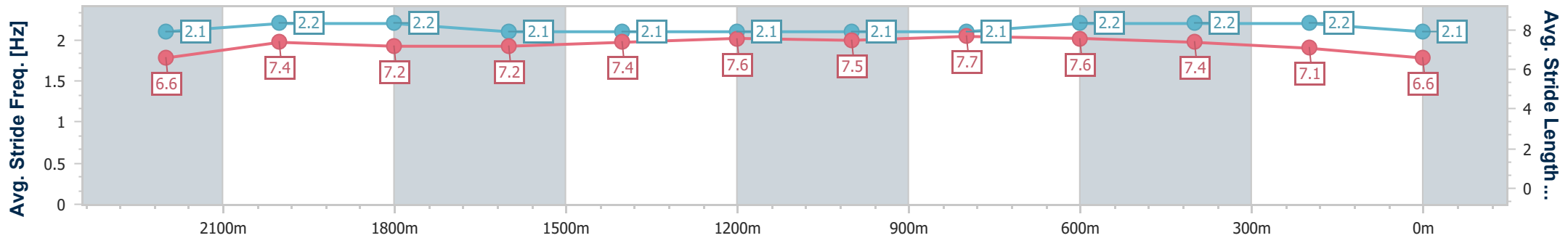
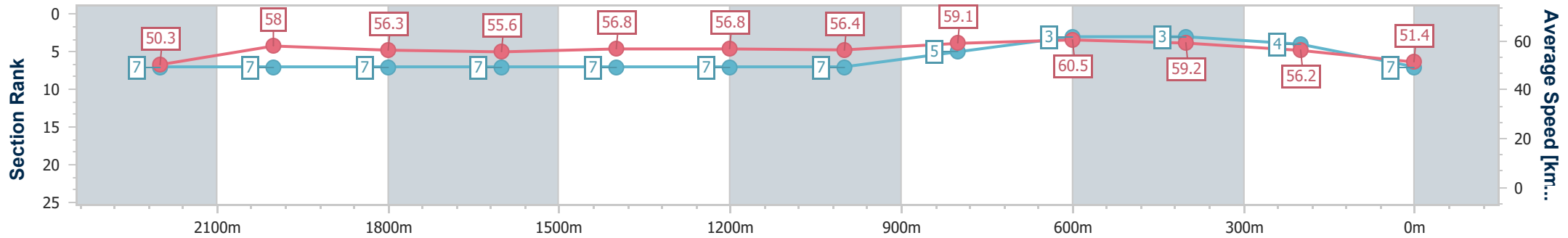
01 June 2024 - 15:53

Track Rating: Soft 6, Weather: Overcast, Rail Position: True Entire Course



BRISBANE RACING CLUB

Section	Overall	2200m	2000m	1800m	1600m	1400m	1200m	1000m	800m	600m	400m	200m
Section Times	2:34.74 [7] (0:14.29)	2:20.45 [7] (0:12.44)	2:08.01 [7] (0:12.76)	1:55.25 [7] (0:13.04)	1:42.21 [7] (0:12.80)	1:29.41 [7] (0:12.73)	1:16.68 [7] (0:12.77)	1:03.91 [7] (0:12.45)	0:51.46 [5] (0:12.14)	0:39.32 [3] (0:12.44)	0:26.88 [3] (0:12.78)	0:14.10 [4] (0:14.10)
Average Speed [km/h]	50.3	58.0	56.3	55.6	56.8	56.8	56.4	59.1	60.5	59.2	56.2	51.4
Top Speed [km/h]	60.7	60.8	57.2	57.4	57.7	58.1	57.4	61.4	60.8	60.4	57.9	53.9
Avg. Dist. to Rail [m]	5.4	1.2	0.4	0.9	2.9	4.1	4.1	4.3	4.1	4.4	6.0	8.8
Avg. Stride Freq. [Hz]	2.1	2.2	2.2	2.1	2.1	2.1	2.1	2.1	2.2	2.2	2.2	2.1
Avg. Stride Length [m]	6.6	7.4	7.2	7.2	7.4	7.6	7.5	7.7	7.6	7.4	7.1	6.6



- [] Ranking at each section and finish
- .-.- No data available at this section
- NA No data available



Horse/Jockey Name	Warialda Warrior
Final Rank	8
Fastest Section Time (Section)	0:12.11 (800m)
Top Speed [km/h] (Section)	61.1 (800m)
Race State	Finished



Eagle Farm QLD Professional

Race 8: LADBROKES QUEENSLAND DERBY - 2400m

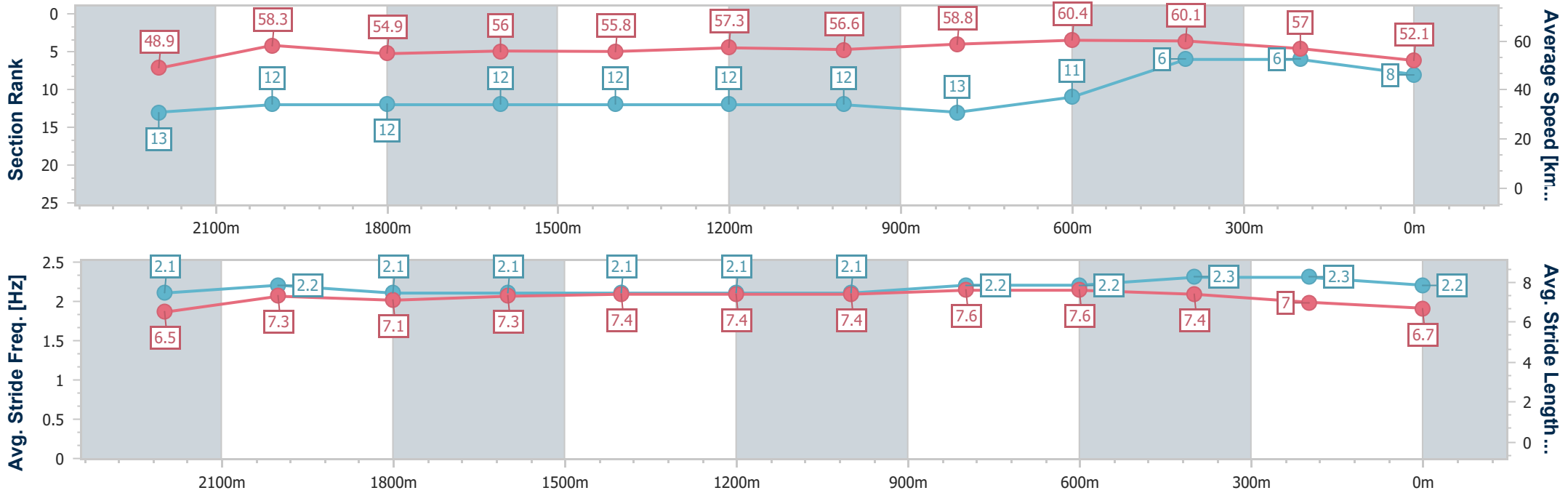
01 June 2024 - 15:53

Track Rating: Soft 6, Weather: Overcast, Rail Position: True Entire Course



BRISBANE RACING CLUB

Section	Overall	2200m	2000m	1800m	1600m	1400m	1200m	1000m	800m	600m	400m	200m
Section Times	2:34.83 [8] (0:14.74)	2:20.09 [13] (0:12.32)	2:07.77 [12] (0:13.06)	1:54.71 [12] (0:12.93)	1:41.78 [12] (0:12.98)	1:28.80 [12] (0:12.66)	1:16.14 [12] (0:12.72)	1:03.42 [12] (0:12.49)	0:50.93 [13] (0:12.11)	0:38.82 [11] (0:12.27)	0:26.55 [6] (0:12.62)	0:13.93 [6] (0:13.93)
Average Speed [km/h]	48.9	58.3	54.9	56.0	55.8	57.3	56.6	58.8	60.4	60.1	57.0	52.1
Top Speed [km/h]	60.3	60.3	55.8	57.0	57.4	58.0	57.6	60.3	61.1	60.8	58.9	54.4
Avg. Dist. to Rail [m]	3.1	0.3	0.9	0.8	2.3	2.8	3.5	3.6	3.2	5.6	9.5	10.9
Avg. Stride Freq. [Hz]	2.1	2.2	2.1	2.1	2.1	2.1	2.1	2.2	2.2	2.3	2.3	2.2
Avg. Stride Length [m]	6.5	7.3	7.1	7.3	7.4	7.4	7.4	7.6	7.6	7.4	7.0	6.7



- [] Ranking at each section and finish
- .-.- No data available at this section
- NA No data available



Horse/Jockey Name	Autumn Angel
Final Rank	9
Fastest Section Time (Section)	0:12.27 (800m)
Top Speed [km/h] (Section)	61.0 (800m)
Race State	Finished



Eagle Farm QLD Professional

Race 8: LADBROKES QUEENSLAND DERBY - 2400m

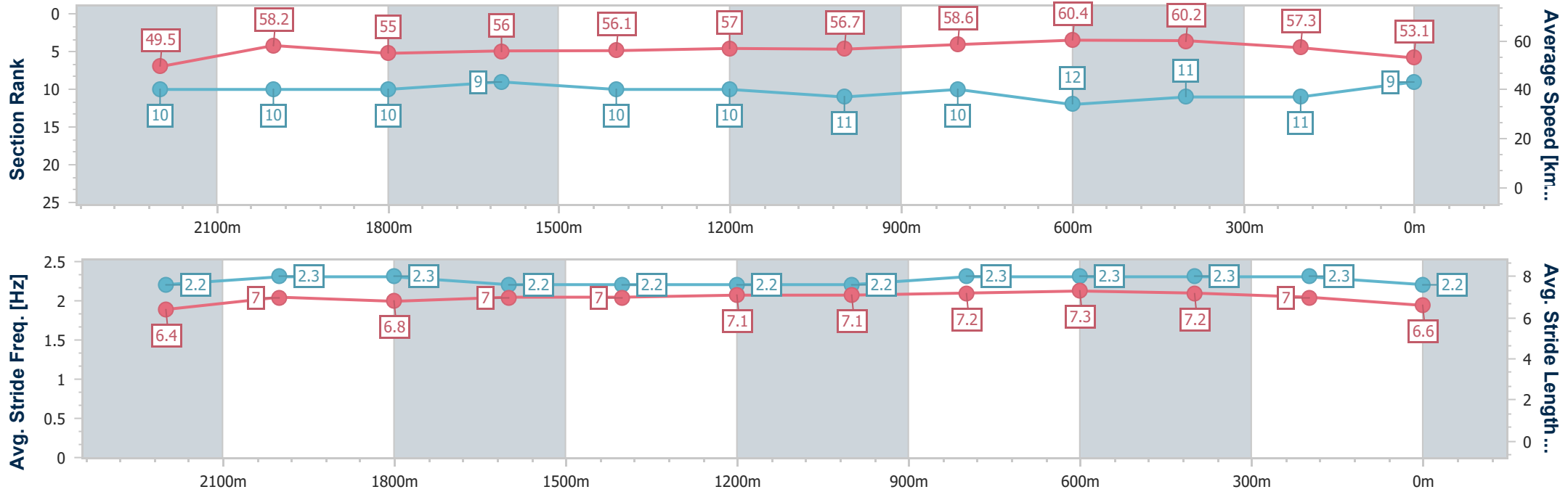
01 June 2024 - 15:53

Track Rating: Soft 6, Weather: Overcast, Rail Position: True Entire Course



BRISBANE RACING CLUB

Section	Overall	2200m	2000m	1800m	1600m	1400m	1200m	1000m	800m	600m	400m	200m
Section Times	2:34.88 [9] (0:14.59)	2:20.29 [10] (0:12.32)	2:07.97 [10] (0:13.00)	1:54.97 [10] (0:13.00)	1:41.97 [9] (0:12.97)	1:29.00 [10] (0:12.69)	1:16.31 [10] (0:12.73)	1:03.58 [11] (0:12.48)	0:51.10 [10] (0:12.27)	0:38.83 [12] (0:12.59)	0:26.24 [11] (0:12.61)	0:13.63 [11] (0:13.63)
Average Speed [km/h]	49.5	58.2	55.0	56.0	56.1	57.0	56.7	58.6	60.4	60.2	57.3	53.1
Top Speed [km/h]	60.2	60.6	56.6	56.5	57.2	57.8	58.1	60.9	61.0	61.0	60.1	54.6
Avg. Dist. to Rail [m]	0.7	1.7	1.6	1.9	3.1	3.4	3.5	3.7	5.7	10.9	12.5	9.6
Avg. Stride Freq. [Hz]	2.2	2.3	2.3	2.2	2.2	2.2	2.2	2.3	2.3	2.3	2.3	2.2
Avg. Stride Length [m]	6.4	7.0	6.8	7.0	7.0	7.1	7.1	7.2	7.3	7.2	7.0	6.6



- [] Ranking at each section and finish
- .-.- No data available at this section
- NA No data available



Horse/Jockey Name	Navy King
Final Rank	10
Fastest Section Time (Section)	0:11.97 (2200m)
Top Speed [km/h] (Section)	62.6 (Overall)
Race State	Finished



Eagle Farm QLD Professional

Race 8: LADBROKES QUEENSLAND DERBY - 2400m

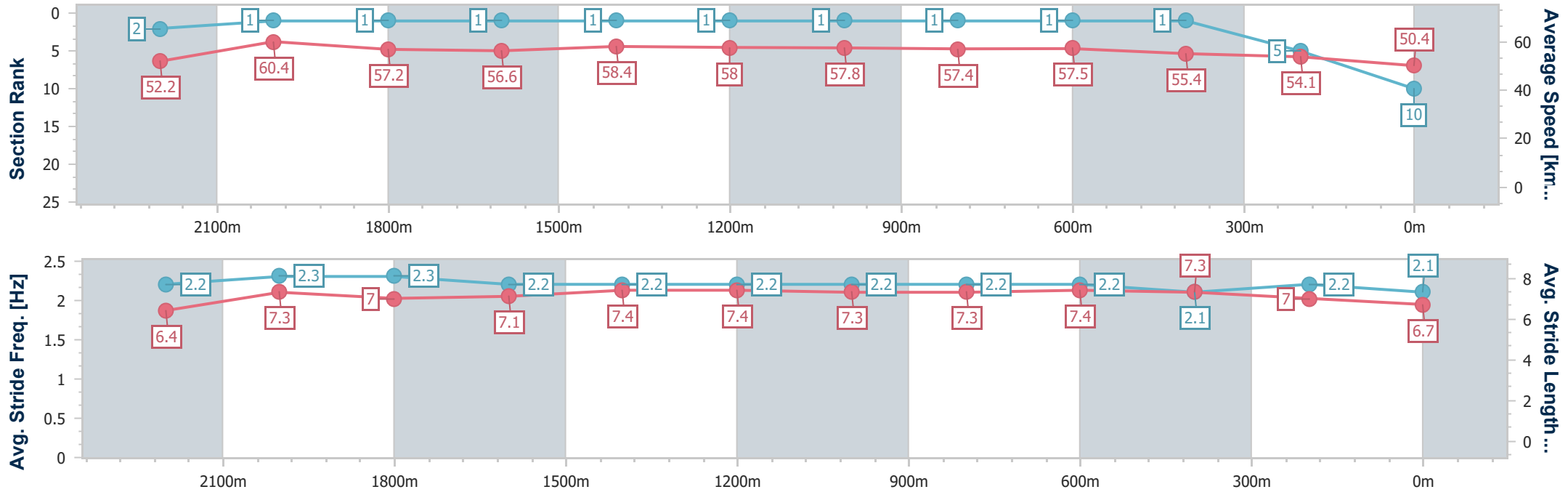
01 June 2024 - 15:53

Track Rating: Soft 6, Weather: Overcast, Rail Position: True Entire Course



BRISBANE RACING CLUB

Section	Overall	2200m	2000m	1800m	1600m	1400m	1200m	1000m	800m	600m	400m	200m
Section Times	2:35.05 [10] (0:13.77)	2:21.28 [2] (0:11.97)	2:09.31 [1] (0:12.63)	1:56.68 [1] (0:12.82)	1:43.86 [1] (0:12.47)	1:31.39 [1] (0:12.44)	1:18.95 [1] (0:12.46)	1:06.49 [1] (0:12.80)	0:53.69 [1] (0:12.73)	0:40.96 [1] (0:13.26)	0:27.70 [1] (0:13.32)	0:14.38 [5] (0:14.38)
Average Speed [km/h]	52.2	60.4	57.2	56.6	58.4	58.0	57.8	57.4	57.5	55.4	54.1	50.4
Top Speed [km/h]	62.6	61.1	59.8	58.0	59.0	58.7	58.8	58.2	58.0	56.2	55.1	53.0
Avg. Dist. to Rail [m]	7.0	3.7	0.9	1.5	2.7	3.6	4.6	3.7	3.3	4.6	7.2	9.5
Avg. Stride Freq. [Hz]	2.2	2.3	2.3	2.2	2.2	2.2	2.2	2.2	2.2	2.1	2.2	2.1
Avg. Stride Length [m]	6.4	7.3	7.0	7.1	7.4	7.4	7.3	7.3	7.4	7.3	7.0	6.7



- [] Ranking at each section and finish
- .-.- No data available at this section
- NA No data available



Horse/Jockey Name	Tannhauser
Final Rank	11
Fastest Section Time (Section)	0:12.22 (800m)
Top Speed [km/h] (Section)	62.3 (2200m)
Race State	Finished



Eagle Farm QLD Professional

Race 8: LADBROKES QUEENSLAND DERBY - 2400m

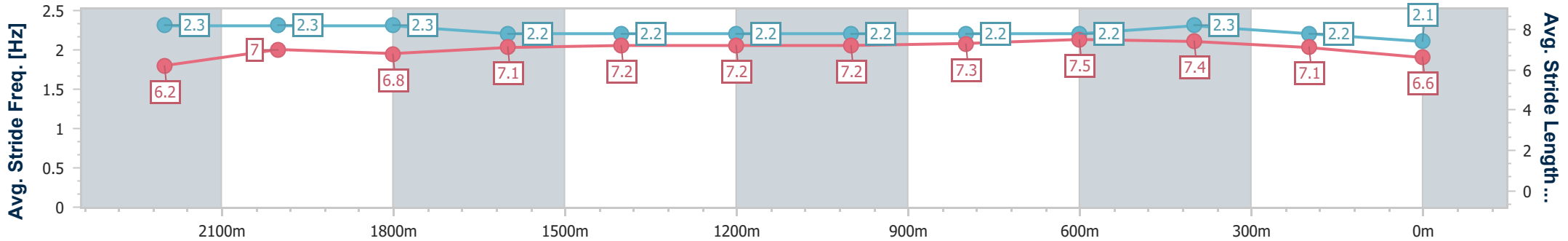
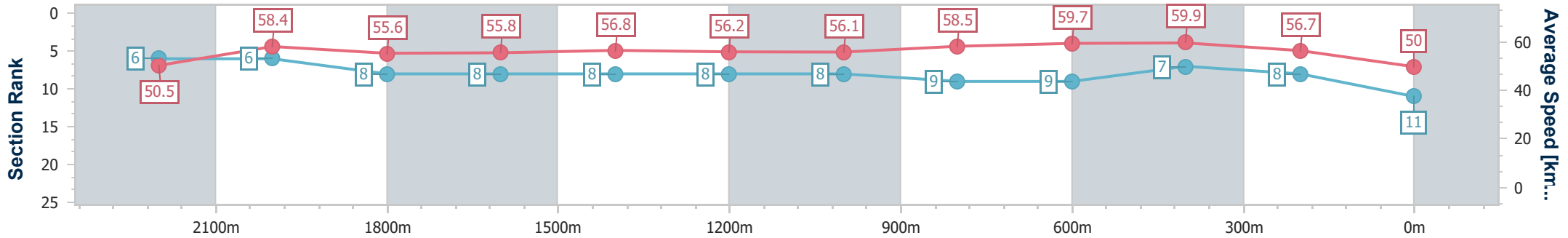
01 June 2024 - 15:53

Track Rating: Soft 6, Weather: Overcast, Rail Position: True Entire Course



BRISBANE RACING CLUB

Section	Overall	2200m	2000m	1800m	1600m	1400m	1200m	1000m	800m	600m	400m	200m
Section Times	2:35.52 [11] (0:14.27)	2:21.25 [6] (0:12.31)	2:08.94 [6] (0:12.93)	1:56.01 [8] (0:13.08)	1:42.93 [8] (0:12.86)	1:30.07 [8] (0:12.84)	1:17.23 [8] (0:12.83)	1:04.40 [8] (0:12.53)	0:51.87 [9] (0:12.22)	0:39.65 [9] (0:12.45)	0:27.20 [7] (0:12.70)	0:14.50 [8] (0:14.50)
Average Speed [km/h]	50.5	58.4	55.6	55.8	56.8	56.2	56.1	58.5	59.7	59.9	56.7	50.0
Top Speed [km/h]	60.6	62.3	57.1	57.1	58.3	57.3	57.1	60.0	60.5	60.8	59.1	52.4
Avg. Dist. to Rail [m]	0.9	1.2	1.2	2.3	3.8	3.3	3.5	2.9	3.0	7.5	10.6	10.6
Avg. Stride Freq. [Hz]	2.3	2.3	2.3	2.2	2.2	2.2	2.2	2.2	2.2	2.3	2.2	2.1
Avg. Stride Length [m]	6.2	7.0	6.8	7.1	7.2	7.2	7.2	7.3	7.5	7.4	7.1	6.6



- [] Ranking at each section and finish
- .-.- No data available at this section
- NA No data available



Horse/Jockey Name	Bullets High
Final Rank	12
Fastest Section Time (Section)	0:12.08 (2200m)
Top Speed [km/h] (Section)	61.3 (Overall)
Race State	Finished



Eagle Farm QLD Professional

Race 8: LADBROKES QUEENSLAND DERBY - 2400m

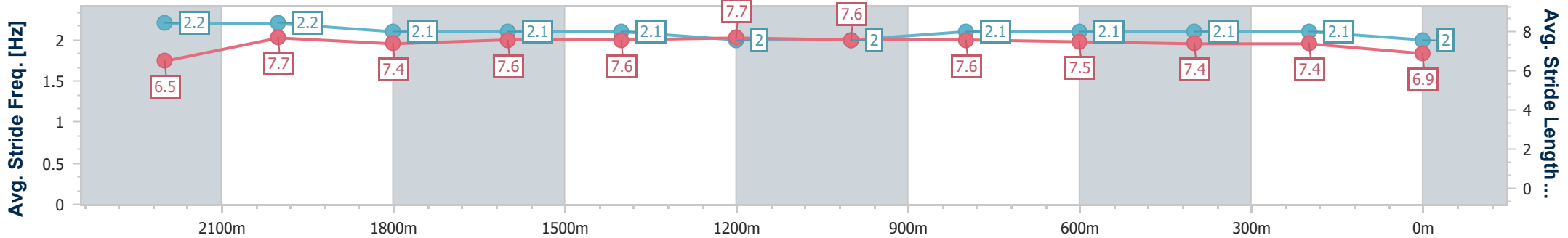
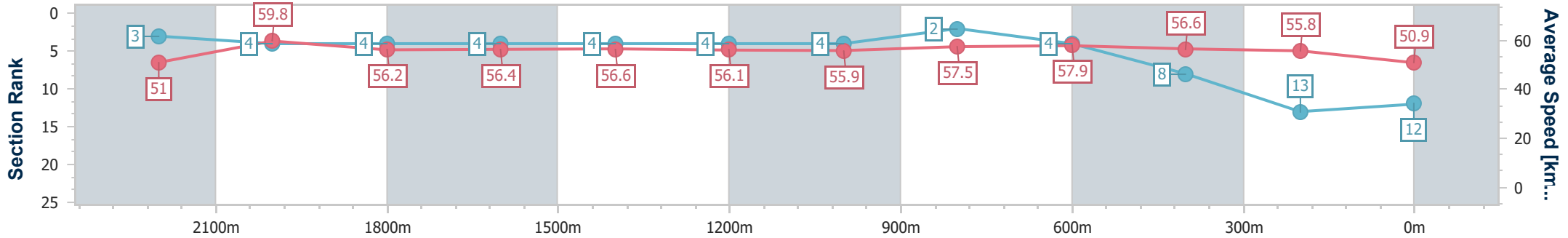
01 June 2024 - 15:53

Track Rating: Soft 6, Weather: Overcast, Rail Position: True Entire Course



BRISBANE RACING CLUB

Section	Overall	2200m	2000m	1800m	1600m	1400m	1200m	1000m	800m	600m	400m	200m
Section Times	2:35.55 [12] (0:14.15)	2:21.40 [3] (0:12.08)	2:09.32 [4] (0:12.75)	1:56.57 [4] (0:12.93)	1:43.64 [4] (0:12.89)	1:30.75 [4] (0:12.86)	1:17.89 [4] (0:12.87)	1:05.02 [4] (0:12.52)	0:52.50 [2] (0:12.46)	0:40.04 [4] (0:12.93)	0:27.11 [8] (0:12.89)	0:14.22 [13] (0:14.22)
Average Speed [km/h]	51.0	59.8	56.2	56.4	56.6	56.1	55.9	57.5	57.9	56.6	55.8	50.9
Top Speed [km/h]	61.3	60.8	59.0	57.2	57.3	57.3	56.6	58.8	58.8	57.4	57.2	53.5
Avg. Dist. to Rail [m]	7.9	1.1	0.9	2.1	2.9	2.5	1.7	0.7	0.8	4.0	7.6	7.0
Avg. Stride Freq. [Hz]	2.2	2.2	2.1	2.1	2.1	2.0	2.0	2.1	2.1	2.1	2.1	2.0
Avg. Stride Length [m]	6.5	7.7	7.4	7.6	7.6	7.7	7.6	7.6	7.5	7.4	7.4	6.9



- [] Ranking at each section and finish
- .-.- No data available at this section
- NA No data available



Horse/Jockey Name	Sonofdec
Final Rank	13
Fastest Section Time (Section)	0:12.10 (800m)
Top Speed [km/h] (Section)	61.8 (1000m)
Race State	Finished



Eagle Farm QLD Professional

Race 8: LADBROKES QUEENSLAND DERBY - 2400m

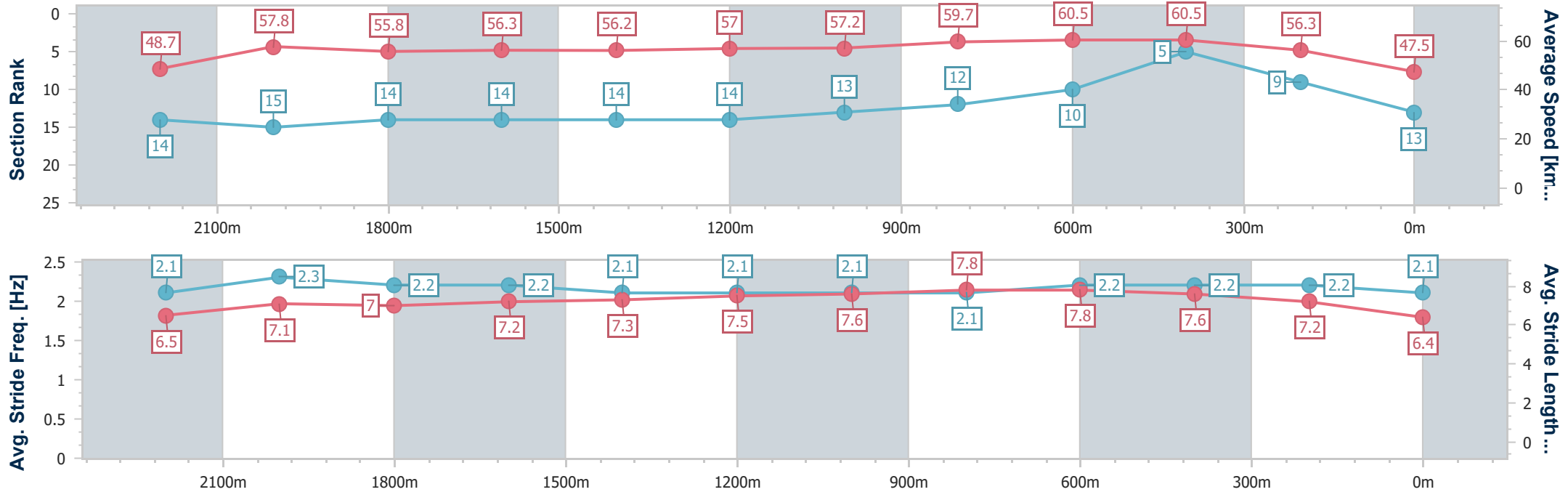
01 June 2024 - 15:53

Track Rating: Soft 6, Weather: Overcast, Rail Position: True Entire Course



BRISBANE RACING CLUB

Section	Overall	2200m	2000m	1800m	1600m	1400m	1200m	1000m	800m	600m	400m	200m
Section Times	2:36.25 [13] (0:14.83)	2:21.42 [14] (0:12.44)	2:08.98 [15] (0:13.02)	1:55.96 [14] (0:12.98)	1:42.98 [14] (0:13.00)	1:29.98 [14] (0:12.65)	1:17.33 [14] (0:12.63)	1:04.70 [13] (0:12.35)	0:52.35 [12] (0:12.10)	0:40.25 [10] (0:12.27)	0:27.98 [5] (0:12.80)	0:15.18 [9] (0:15.18)
Average Speed [km/h]	48.7	57.8	55.8	56.3	56.2	57.0	57.2	59.7	60.5	60.5	56.3	47.5
Top Speed [km/h]	58.6	59.3	57.3	57.6	57.5	58.4	58.2	61.8	61.4	61.4	60.8	52.8
Avg. Dist. to Rail [m]	10.9	2.6	1.5	2.7	3.8	4.2	4.8	4.6	3.7	6.5	12.2	12.9
Avg. Stride Freq. [Hz]	2.1	2.3	2.2	2.2	2.1	2.1	2.1	2.1	2.2	2.2	2.2	2.1
Avg. Stride Length [m]	6.5	7.1	7.0	7.2	7.3	7.5	7.6	7.8	7.8	7.6	7.2	6.4



- [] Ranking at each section and finish
- .-.- No data available at this section
- NA No data available



Horse/Jockey Name	Purveyor
Final Rank	14
Fastest Section Time (Section)	0:12.22 (800m)
Top Speed [km/h] (Section)	60.5 (800m)
Race State	Finished



Eagle Farm QLD Professional

Race 8: LADBROKES QUEENSLAND DERBY - 2400m

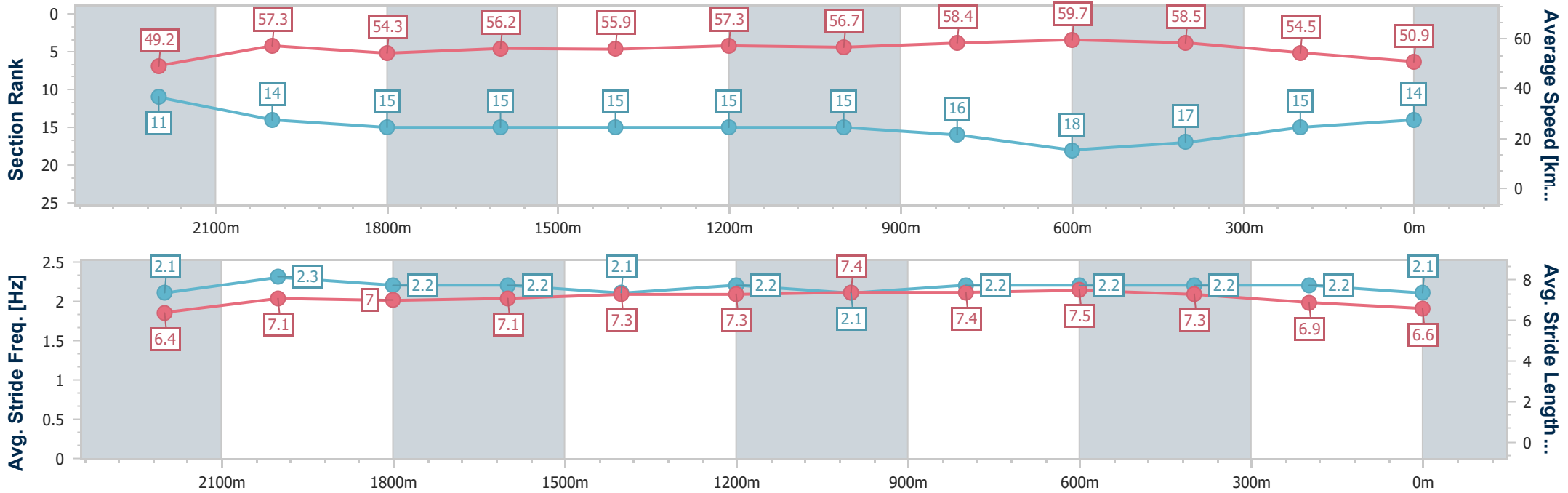
01 June 2024 - 15:53

Track Rating: Soft 6, Weather: Overcast, Rail Position: True Entire Course



BRISBANE RACING CLUB

Section	Overall	2200m	2000m	1800m	1600m	1400m	1200m	1000m	800m	600m	400m	200m
Section Times	2:36.59 [14] (0:14.66)	2:21.93 [11] (0:12.56)	2:09.37 [14] (0:13.27)	1:56.10 [15] (0:12.87)	1:43.23 [15] (0:13.03)	1:30.20 [15] (0:12.58)	1:17.62 [15] (0:12.73)	1:04.89 [15] (0:12.59)	0:52.30 [16] (0:12.22)	0:40.08 [18] (0:12.61)	0:27.47 [17] (0:13.23)	0:14.24 [15] (0:14.24)
Average Speed [km/h]	49.2	57.3	54.3	56.2	55.9	57.3	56.7	58.4	59.7	58.5	54.5	50.9
Top Speed [km/h]	58.6	59.3	54.6	57.5	57.4	58.2	58.2	60.4	60.5	59.4	57.7	52.3
Avg. Dist. to Rail [m]	4.1	0.9	0.9	1.2	2.6	3.3	3.8	3.7	2.9	5.2	7.5	7.6
Avg. Stride Freq. [Hz]	2.1	2.3	2.2	2.2	2.1	2.2	2.1	2.2	2.2	2.2	2.2	2.1
Avg. Stride Length [m]	6.4	7.1	7.0	7.1	7.3	7.3	7.4	7.4	7.5	7.3	6.9	6.6



- [] Ranking at each section and finish
- .-.- No data available at this section
- NA No data available



Horse/Jockey Name	Shy Guy
Final Rank	15
Fastest Section Time (Section)	0:12.27 (2200m)
Top Speed [km/h] (Section)	61.0 (2200m)
Race State	Finished



Eagle Farm QLD Professional

Race 8: LADBROKES QUEENSLAND DERBY - 2400m

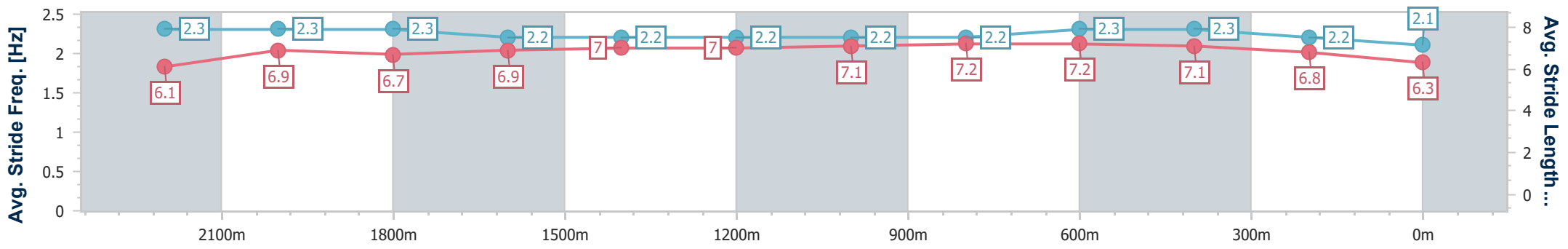
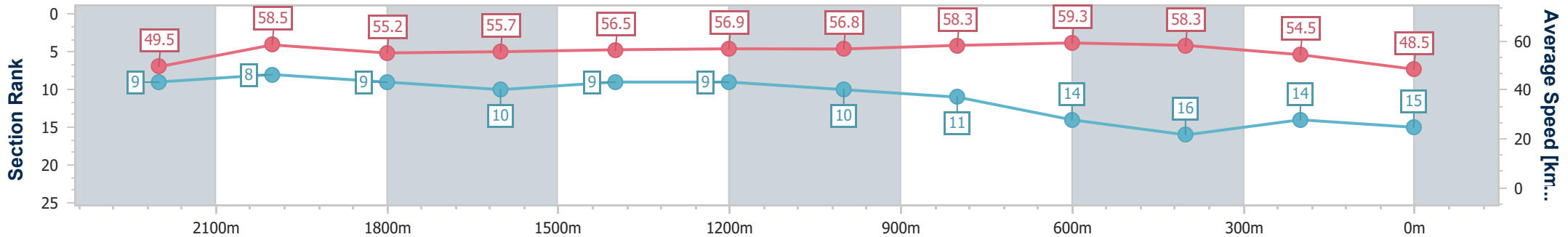
01 June 2024 - 15:53

Track Rating: Soft 6, Weather: Overcast, Rail Position: True Entire Course



BRISBANE RACING CLUB

Section	Overall	2200m	2000m	1800m	1600m	1400m	1200m	1000m	800m	600m	400m	200m
Section Times	2:37.22 [15] (0:14.58)	2:22.64 [9] (0:12.27)	2:10.37 [8] (0:12.99)	1:57.38 [9] (0:13.08)	1:44.30 [10] (0:12.90)	1:31.40 [9] (0:12.71)	1:18.69 [9] (0:12.73)	1:05.96 [10] (0:12.58)	0:53.38 [11] (0:12.40)	0:40.98 [14] (0:12.80)	0:28.18 [16] (0:13.23)	0:14.95 [14] (0:14.95)
Average Speed [km/h]	49.5	58.5	55.2	55.7	56.5	56.9	56.8	58.3	59.3	58.3	54.5	48.5
Top Speed [km/h]	61.0	61.0	56.4	56.7	57.5	57.8	57.9	60.0	60.3	60.0	57.6	50.4
Avg. Dist. to Rail [m]	1.1	1.7	1.5	2.6	3.9	4.5	4.5	3.7	4.2	8.2	10.4	10.4
Avg. Stride Freq. [Hz]	2.3	2.3	2.3	2.2	2.2	2.2	2.2	2.2	2.3	2.3	2.2	2.1
Avg. Stride Length [m]	6.1	6.9	6.7	6.9	7.0	7.0	7.1	7.2	7.2	7.1	6.8	6.3



- [] Ranking at each section and finish
- .-.- No data available at this section
- NA No data available



Horse/Jockey Name	Anderson Bridge
Final Rank	16
Fastest Section Time (Section)	0:11.96 (2200m)
Top Speed [km/h] (Section)	63.2 (2200m)
Race State	Finished



Eagle Farm QLD Professional

Race 8: LADBROKES QUEENSLAND DERBY - 2400m

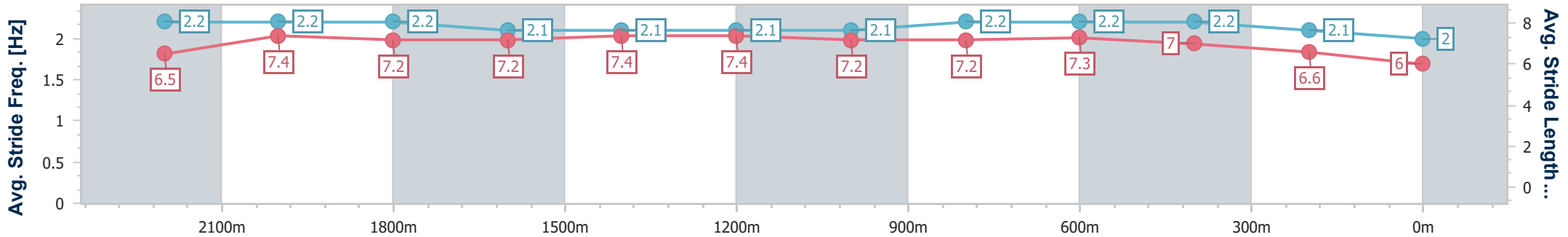
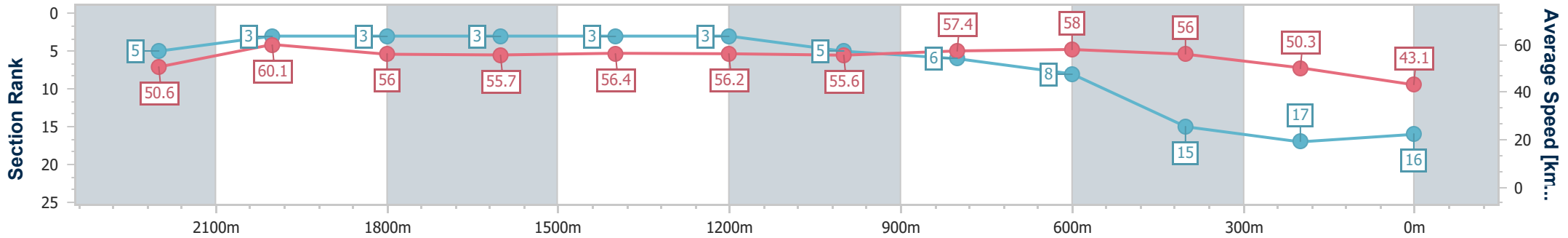
01 June 2024 - 15:53

Track Rating: Soft 6, Weather: Overcast, Rail Position: True Entire Course



BRISBANE RACING CLUB

Section	Overall	2200m	2000m	1800m	1600m	1400m	1200m	1000m	800m	600m	400m	200m
Section Times	2:40.09 [16] (0:14.24)	2:25.85 [5] (0:11.96)	2:13.89 [3] (0:12.77)	2:01.12 [3] (0:12.92)	1:48.20 [3] (0:12.89)	1:35.31 [3] (0:12.85)	1:22.46 [3] (0:12.95)	1:09.51 [5] (0:12.70)	0:56.81 [6] (0:12.56)	0:44.25 [8] (0:13.11)	0:31.14 [15] (0:14.36)	0:16.78 [17] (0:16.78)
Average Speed [km/h]	50.6	60.1	56.0	55.7	56.4	56.2	55.6	57.4	58.0	56.0	50.3	43.1
Top Speed [km/h]	62.9	63.2	58.1	56.6	57.0	57.8	56.4	59.0	61.1	58.1	53.8	46.2
Avg. Dist. to Rail [m]	7.8	0.7	1.9	0.9	2.6	3.0	2.9	2.5	2.7	4.1	5.7	4.3
Avg. Stride Freq. [Hz]	2.2	2.2	2.2	2.1	2.1	2.1	2.1	2.2	2.2	2.2	2.1	2.0
Avg. Stride Length [m]	6.5	7.4	7.2	7.2	7.4	7.4	7.2	7.2	7.3	7.0	6.6	6.0



- [] Ranking at each section and finish
- .-.- No data available at this section
- NA No data available



Horse/Jockey Name	Kirikan
Final Rank	17
Fastest Section Time (Section)	0:12.38 (2200m)
Top Speed [km/h] (Section)	61.0 (2200m)
Race State	Finished



Eagle Farm QLD Professional

Race 8: LADBROKES QUEENSLAND DERBY - 2400m

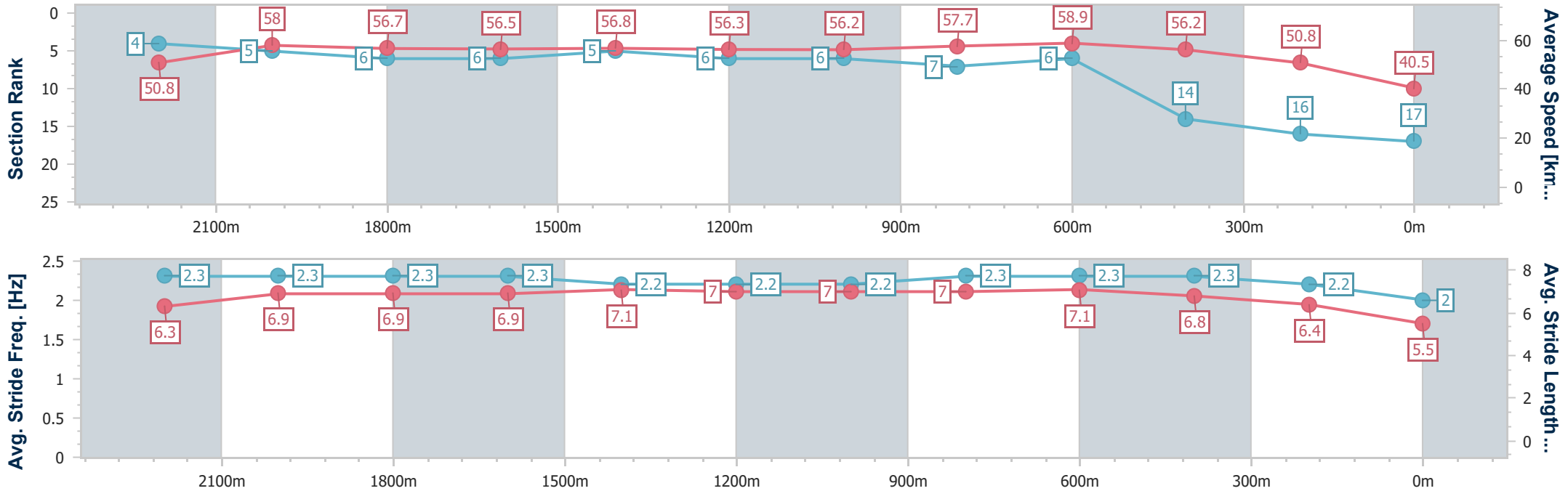
01 June 2024 - 15:53

Track Rating: Soft 6, Weather: Overcast, Rail Position: True Entire Course



BRISBANE RACING CLUB

Section	Overall	2200m	2000m	1800m	1600m	1400m	1200m	1000m	800m	600m	400m	200m
Section Times	2:40.84 [17] (0:14.17)	2:26.67 [4] (0:12.38)	2:14.29 [5] (0:12.69)	2:01.60 [6] (0:12.89)	1:48.71 [6] (0:12.84)	1:35.87 [5] (0:12.85)	1:23.02 [6] (0:12.86)	1:10.16 [6] (0:12.66)	0:57.50 [7] (0:12.43)	0:45.07 [6] (0:13.03)	0:32.04 [14] (0:14.18)	0:17.86 [16] (0:17.86)
Average Speed [km/h]	50.8	58.0	56.7	56.5	56.8	56.3	56.2	57.7	58.9	56.2	50.8	40.5
Top Speed [km/h]	60.8	61.0	58.1	57.8	57.2	57.6	56.6	60.0	59.9	58.8	53.4	46.5
Avg. Dist. to Rail [m]	3.6	0.3	0.7	2.1	3.7	3.6	3.5	3.0	3.0	4.2	7.9	8.8
Avg. Stride Freq. [Hz]	2.3	2.3	2.3	2.3	2.2	2.2	2.2	2.3	2.3	2.3	2.2	2.0
Avg. Stride Length [m]	6.3	6.9	6.9	6.9	7.1	7.0	7.0	7.0	7.1	6.8	6.4	5.5



- [] Ranking at each section and finish
- .-.- No data available at this section
- NA No data available



Horse/Jockey Name	Gold Bullion
Final Rank	18
Fastest Section Time (Section)	0:12.18 (2200m)
Top Speed [km/h] (Section)	63.0 (Overall)
Race State	Finished



Eagle Farm QLD Professional

Race 8: LADBROKES QUEENSLAND DERBY - 2400m

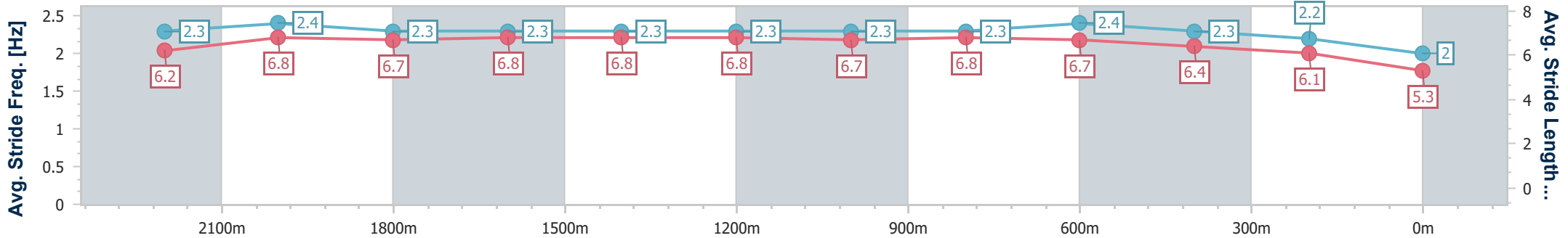
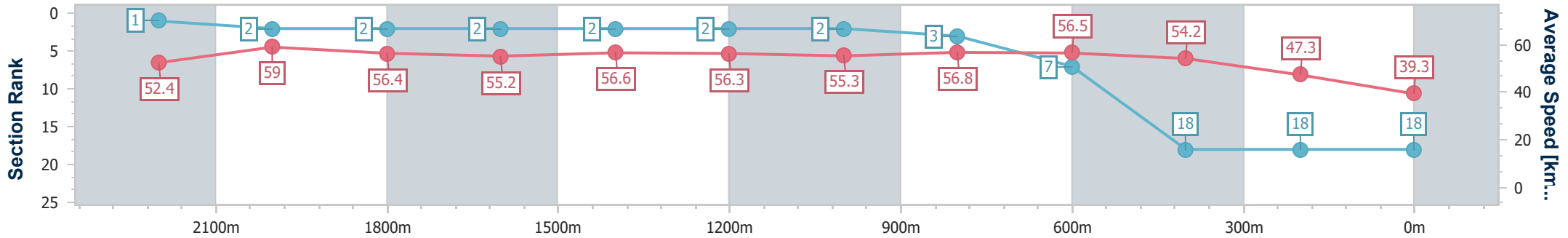
01 June 2024 - 15:53

Track Rating: Soft 6, Weather: Overcast, Rail Position: True Entire Course



BRISBANE RACING CLUB

Section	Overall	2200m	2000m	1800m	1600m	1400m	1200m	1000m	800m	600m	400m	200m
Section Times	2:42.98 [18] (0:13.74)	2:29.24 [1] (0:12.18)	2:17.06 [2] (0:12.73)	2:04.33 [2] (0:13.12)	1:51.21 [2] (0:12.87)	1:38.34 [2] (0:12.81)	1:25.53 [2] (0:12.98)	1:12.55 [2] (0:12.68)	0:59.87 [3] (0:12.72)	0:47.15 [7] (0:13.51)	0:33.64 [18] (0:15.23)	0:18.41 [18] (0:18.41)
Average Speed [km/h]	52.4	59.0	56.4	55.2	56.6	56.3	55.3	56.8	56.5	54.2	47.3	39.3
Top Speed [km/h]	63.0	61.2	58.5	56.2	56.9	57.5	56.5	58.0	58.5	55.2	53.2	42.1
Avg. Dist. to Rail [m]	5.2	0.9	0.8	1.6	2.3	1.8	1.0	0.6	0.5	3.9	4.7	3.2
Avg. Stride Freq. [Hz]	2.3	2.4	2.3	2.3	2.3	2.3	2.3	2.3	2.4	2.3	2.2	2.0
Avg. Stride Length [m]	6.2	6.8	6.7	6.8	6.8	6.8	6.7	6.8	6.7	6.4	6.1	5.3



- [] Ranking at each section and finish
- .-.- No data available at this section
- NA No data available