



Eagle Farm QLD Professional

Race 1: THE STAR BENCHMARK 85 Handicap - 1600m

01 June 2024 - 11:44



BRISBANE
RACING CLUB

Track Rating: Soft 6, Weather: Overcast, Rail Position: True Entire Course

Section			Overall	1400m	1200m	1000m	800m	600m	400m	Last 600m				
Field Times			1:37.12 (0:13.78)	1:23.34 (0:10.99)	1:12.35 (0:11.50)	1:00.85 (0:12.27)	0:48.58 (0:12.13)	0:36.45 (0:12.03)	0:24.42 (0:11.91)	0:36.45				
Rank	TAB	Horse/Jockey	Barrier	Top Speed [km/h]	Fastest Section								Distance Travelled [m]	
1	16	SUNSET SOIREE Angela Jones	5	65.6 400m	0:11.26 1400m	1:37.12 [1] (0:14.42)	1:22.70 [10] (0:11.26)	1:11.44 [9] (0:11.59)	0:59.85 [8] (0:12.14)	0:47.71 [7] (0:12.11)	0:35.60 [7] (0:11.70)	0:23.90 [9] (0:11.39)	0:35.60	
2	3	COMMODUS Marnu Potgieter	1	67.6 Overall	0:10.95 1400m	1:37.12 [2] (0:13.88)	1:23.24 [5] (0:10.95)	1:12.29 [2] (0:11.68)	1:00.61 [3] (0:12.27)	0:48.34 [3] (0:12.17)	0:36.17 [3] (0:11.98)	0:24.19 [4] (0:11.71)	0:36.17	-4
3	5	POISON CHALICE Michael Dee	13	64.6 600m	0:11.43 400m	1:37.22 [3] (0:14.48)	1:22.74 [11] (0:11.49)	1:11.25 [11] (0:11.71)	0:59.54 [11] (0:12.26)	0:47.28 [11] (0:11.98)	0:35.30 [11] (0:11.62)	0:23.68 [11] (0:11.43)	0:35.30	-1
4	11	EVOCATOR Tahlia Fenlon	6	64.2 1400m	0:11.33 1400m	1:37.43 [4] (0:14.07)	1:23.36 [6] (0:11.33)	1:12.03 [6] (0:11.80)	1:00.23 [7] (0:12.44)	0:47.79 [9] (0:11.89)	0:35.90 [8] (0:11.68)	0:24.22 [8] (0:11.74)	0:35.90	-4
5	7	TENZING Tyler Schiller	3	63.8 Overall	0:11.52 1400m	1:37.74 [5] (0:14.18)	1:23.56 [8] (0:11.52)	1:12.04 [10] (0:11.80)	1:00.24 [10] (0:12.21)	0:48.03 [10] (0:11.88)	0:36.15 [9] (0:11.54)	0:24.61 [6] (0:11.76)	0:36.15	-6
6	4	BETTCHA THE CROWN Cejay Graham	4	66.1 Overall	0:11.24 1400m	1:37.89 [6] (0:13.88)	1:24.01 [4] (0:11.24)	1:12.77 [5] (0:11.94)	1:00.83 [5] (0:12.18)	0:48.65 [6] (0:11.93)	0:36.72 [4] (0:11.75)	0:24.97 [3] (0:11.93)	0:36.72	+0
7	8	TOJAKI Robbie Dolan	8	66.5 1400m	0:11.16 1400m	1:38.14 [7] (0:13.78)	1:24.36 [2] (0:11.16)	1:13.20 [4] (0:11.86)	1:01.34 [4] (0:12.22)	0:49.12 [4] (0:12.16)	0:36.96 [5] (0:12.01)	0:24.95 [7] (0:12.04)	0:36.96	+0
8	2	LINTHORPE LAD Melea Castle	11	64.3 1400m	0:11.35 1400m	1:38.18 [8] (0:14.29)	1:23.89 [9] (0:11.35)	1:12.54 [8] (0:11.71)	1:00.83 [9] (0:12.19)	0:48.64 [8] (0:12.06)	0:36.58 [10] (0:11.92)	0:24.66 [10] (0:11.89)	0:36.58	+4
9	14	BEEF WEEK PRINCESS Samantha Collett	7	66.7 1400m	0:10.99 1400m	1:38.30 [9] (0:13.78)	1:24.52 [1] (0:10.99)	1:13.53 [1] (0:11.70)	1:01.83 [2] (0:12.07)	0:49.76 [1] (0:12.27)	0:37.49 [2] (0:12.09)	0:25.40 [2] (0:12.22)	0:37.49	-3
10	6	SUNFALL Martin Harley	2	64.1 1400m	0:11.32 1400m	1:38.37 [10] (0:14.09)	1:24.28 [7] (0:11.32)	1:12.96 [7] (0:11.71)	1:01.25 [6] (0:12.04)	0:49.21 [5] (0:12.07)	0:37.14 [6] (0:11.73)	0:25.41 [5] (0:11.95)	0:37.14	-9

Scratched: Hollywood Hero (#1), Goldeel (#12), Our Magnus (#13), Starzam (#15), Rising Pacific (#9)

Report Created: Sat 1 June 2024 12:03 GMT+10 (Note: Timing is based on position data)

Page 1/15

[] Ranking at each section and finish
 -:-:- No data available at this section
 NA No data available

SCN Saddle cloth number
 DNF Did not finish
 DNT Did not track

data processed by TRIPLES DATA



Eagle Farm QLD Professional

Race 1: THE STAR BENCHMARK 85 Handicap - 1600m

01 June 2024 - 11:44



BRISBANE
RACING CLUB

Track Rating: Soft 6, Weather: Overcast, Rail Position: True Entire Course

Section	Overall	1400m	1200m	1000m	800m	600m	400m	Last 600m						
Field Times	1:37.12 (0:13.78)	1:23.34 (0:10.99)	1:12.35 (0:11.50)	1:00.85 (0:12.27)	0:48.58 (0:12.13)	0:36.45 (0:12.03)	0:24.42 (0:11.91)	0:36.45						
Rank	TAB	Horse/Jockey	Barrier	Top Speed [km/h]	Fastest Section				Distance Travelled [m]					
11	10	BASARWA Andrew Mallyon	9	67.0 1400m	0:10.99 1400m	1:38.78 [11] (0:13.84)	1:24.94 [3] (0:10.99)	1:13.95 [3] (0:11.44)	1:02.51 [1] (0:12.29)	0:50.22 [2] (0:12.11)	0:38.11 [1] (0:12.03)	0:26.08 [1] (0:12.26)	0:38.11	-5

Scratched: Hollywood Hero (#1), Goldeel (#12), Our Magnus (#13), Starzam (#15), Rising Pacific (#9)



Eagle Farm QLD Professional

Race 1: THE STAR BENCHMARK 85 Handicap - 1600m

01 June 2024 - 11:44



BRISBANE
RACING CLUB

Track Rating: Soft 6, Weather: Overcast, Rail Position: True Entire Course

Section							200m			Last 600m
Field Times							0:12.51 (0:12.51)			0:36.45
Rank	TAB	Horse/Jockey	Barrier	Top Speed [km/h]	Fastest Section	Margin			Distance Travelled [m]	
1	16	SUNSET SOIREE Angela Jones	5	65.6 400m	0:11.26 1400m	0:12.51 [1] (0:12.51)	1:37.12		0:35.60	
2	3	COMMODUS Marnu Potgieter	1	67.6 Overall	0:10.95 1400m	0:12.48 [2] (0:12.48)	0.03L		0:36.17 -4	
3	5	POISON CHALICE Michael Dee	13	64.6 600m	0:11.43 400m	0:12.25 [8] (0:12.25)	0.59L		0:35.30 -1	
4	11	EVOCATOR Tahlia Fenlon	6	64.2 1400m	0:11.33 1400m	0:12.48 [6] (0:12.48)	1.85L		0:35.90 -4	
5	7	TENZING Tyler Schiller	3	63.8 Overall	0:11.52 1400m	0:12.85 [4] (0:12.85)	3.64L		0:36.15 -6	
6	4	BETTCHA THE CROWN Cejay Graham	4	66.1 Overall	0:11.24 1400m	0:13.04 [3] (0:13.04)	4.53L		0:36.72 +0	
7	8	TOJAKI Robbie Dolan	8	66.5 1400m	0:11.16 1400m	0:12.91 [10] (0:12.91)	5.98L		0:36.96 +0	
8	2	LINTHORPE LAD Melea Castle	11	64.3 1400m	0:11.35 1400m	0:12.77 [11] (0:12.77)	6.26L		0:36.58 +4	
9	14	BEEF WEEK PRINCESS Samantha Collett	7	66.7 1400m	0:10.99 1400m	0:13.18 [9] (0:13.18)	6.97L		0:37.49 -3	
10	6	SUNFALL Martin Harley	2	64.1 1400m	0:11.32 1400m	0:13.46 [5] (0:13.46)	7.33L		0:37.14 -9	

Scratched: Hollywood Hero (#1), Goldeel (#12), Our Magnus (#13), Starzam (#15), Rising Pacific (#9)

Report Created: Sat 1 June 2024 12:03 GMT+10 (Note: Timing is based on position data)

Page 3/15

[] Ranking at each section and finish
 -:-:- No data available at this section
 NA No data available

SCN Saddle cloth number
 DNF Did not finish
 DNT Did not track

data processed by TRIPLESDATA



Eagle Farm QLD Professional

Race 1: THE STAR BENCHMARK 85 Handicap - 1600m

01 June 2024 - 11:44



BRISBANE
RACING CLUB

Track Rating: Soft 6, Weather: Overcast, Rail Position: True Entire Course

Section				200m				Last 600m	
Field Times				0:12.51 (0:12.51)				0:36.45	
Rank	TAB Horse/Jockey	Barrier	Top Speed [km/h]	Fastest Section	Margin				Distance Travelled [m]
11	10 BASARWA Andrew Mallyon	9	67.0 1400m	0:10.99 1400m	0:13.82 [7] (0:13.82)	9.75L		0:38.11	-5

Scratched: Hollywood Hero (#1), Goldeel (#12), Our Magnus (#13), Starzam (#15), Rising Pacific (#9)



Horse/Jockey Name	Sunset Soiree
Final Rank	1
Fastest Section Time (Section)	0:11.26 (1400m)
Top Speed [km/h] (Section)	65.6 (400m)
Race State	Finished



Eagle Farm QLD Professional

Race 1: THE STAR BENCHMARK 85 Handicap - 1600m

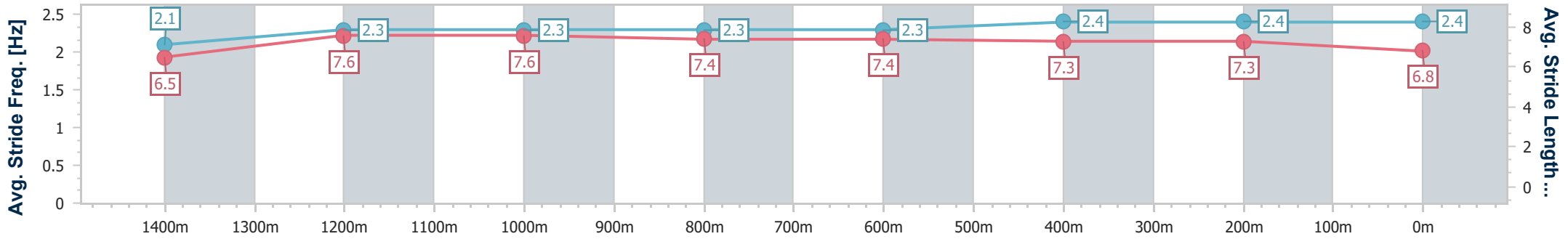
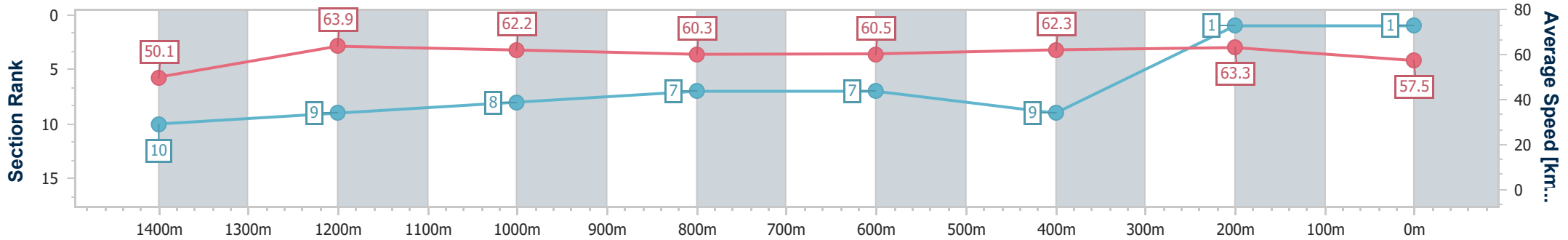
01 June 2024 - 11:44

Track Rating: Soft 6, Weather: Overcast, Rail Position: True Entire Course



BRISBANE RACING CLUB

Section	Overall	1400m	1200m	1000m	800m	600m	400m	200m
Section Times	1:37.12 [1] (0:14.42)	1:22.70 [10] (0:11.26)	1:11.44 [9] (0:11.59)	0:59.85 [8] (0:12.14)	0:47.71 [7] (0:12.11)	0:35.60 [7] (0:11.70)	0:23.90 [9] (0:11.39)	0:12.51 [1] (0:12.51)
Average Speed [km/h]	50.1	63.9	62.2	60.3	60.5	62.3	63.3	57.5
Top Speed [km/h]	64.6	64.9	63.7	61.8	62.4	65.2	65.6	59.3
Avg. Dist. to Rail [m]	11.1	2.2	2.6	3.1	3.5	2.5	3.4	5.2
Avg. Stride Freq. [Hz]	2.1	2.3	2.3	2.3	2.3	2.4	2.4	2.4
Avg. Stride Length [m]	6.5	7.6	7.6	7.4	7.4	7.3	7.3	6.8



- [] Ranking at each section and finish
- .-.- No data available at this section
- NA No data available



Horse/Jockey Name	Commodus
Final Rank	2
Fastest Section Time (Section)	0:10.95 (1400m)
Top Speed [km/h] (Section)	67.6 (Overall)
Race State	Finished



Eagle Farm QLD Professional

Race 1: THE STAR BENCHMARK 85 Handicap - 1600m

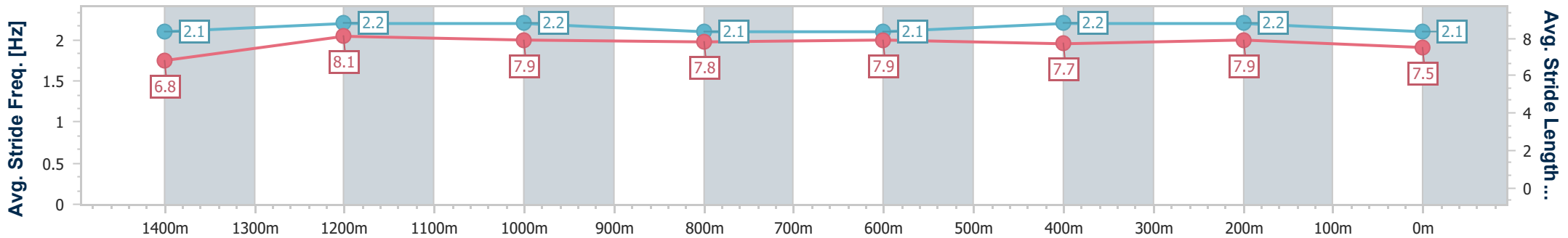
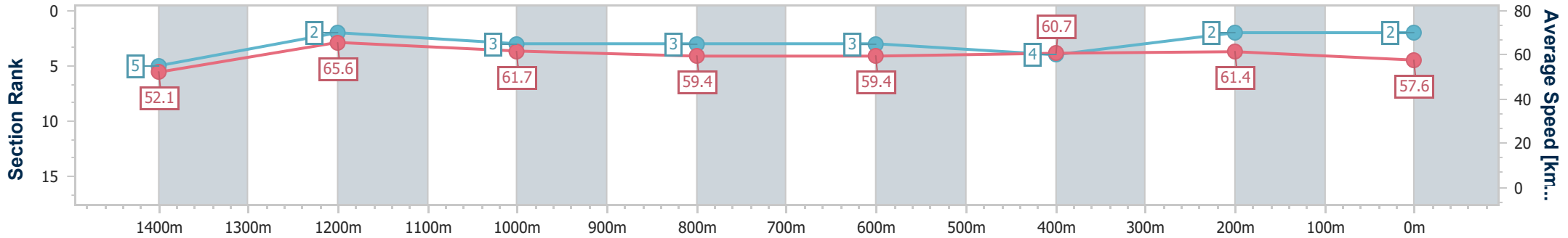
01 June 2024 - 11:44

Track Rating: Soft 6, Weather: Overcast, Rail Position: True Entire Course



BRISBANE RACING CLUB

Section	Overall	1400m	1200m	1000m	800m	600m	400m	200m
Section Times	1:37.12 [2] (0:13.88)	1:23.24 [5] (0:10.95)	1:12.29 [2] (0:11.68)	1:00.61 [3] (0:12.27)	0:48.34 [3] (0:12.17)	0:36.17 [3] (0:11.98)	0:24.19 [4] (0:11.71)	0:12.48 [2] (0:12.48)
Average Speed [km/h]	52.1	65.6	61.7	59.4	59.4	60.7	61.4	57.6
Top Speed [km/h]	67.6	67.4	63.5	60.5	60.0	62.3	63.3	60.3
Avg. Dist. to Rail [m]	8.6	1.6	1.7	1.7	1.3	2.0	4.1	4.1
Avg. Stride Freq. [Hz]	2.1	2.2	2.2	2.1	2.1	2.2	2.2	2.1
Avg. Stride Length [m]	6.8	8.1	7.9	7.8	7.9	7.7	7.9	7.5



- [] Ranking at each section and finish
- .-.- No data available at this section
- NA No data available



Horse/Jockey Name	Poison Chalice
Final Rank	3
Fastest Section Time (Section)	0:11.43 (400m)
Top Speed [km/h] (Section)	64.6 (600m)
Race State	Finished



Eagle Farm QLD Professional

Race 1: THE STAR BENCHMARK 85 Handicap - 1600m

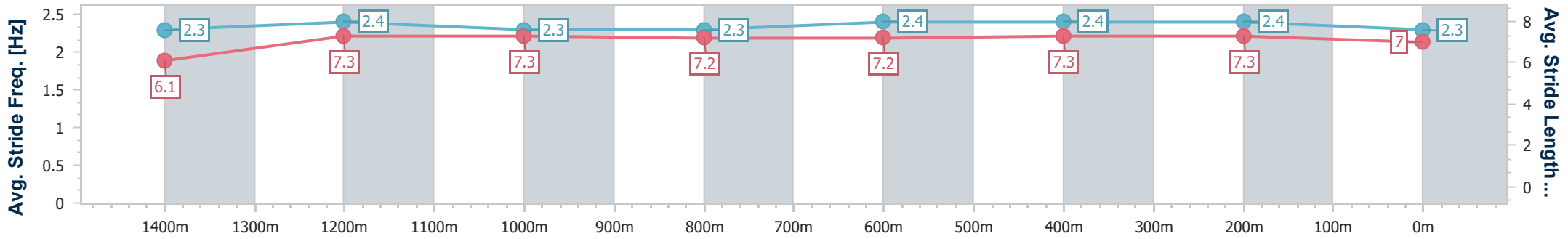
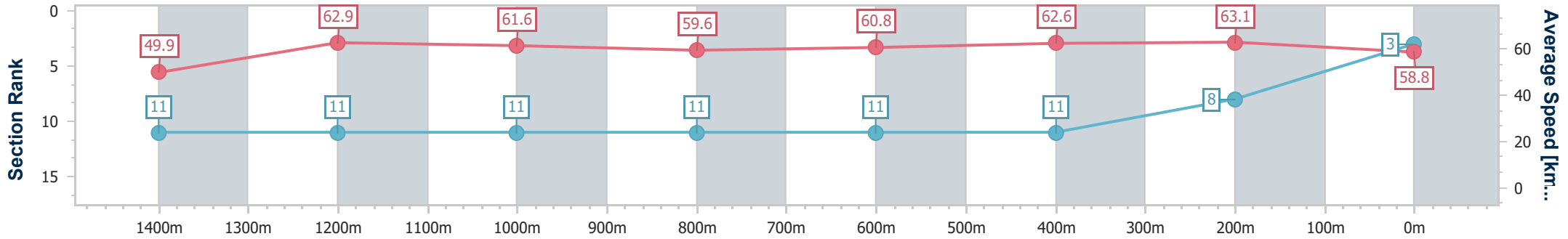
01 June 2024 - 11:44

Track Rating: Soft 6, Weather: Overcast, Rail Position: True Entire Course



BRISBANE RACING CLUB

Section	Overall	1400m	1200m	1000m	800m	600m	400m	200m
Section Times	1:37.22 [3] (0:14.48)	1:22.74 [11] (0:11.49)	1:11.25 [11] (0:11.71)	0:59.54 [11] (0:12.26)	0:47.28 [11] (0:11.98)	0:35.30 [11] (0:11.62)	0:23.68 [11] (0:11.43)	0:12.25 [8] (0:12.25)
Average Speed [km/h]	49.9	62.9	61.6	59.6	60.8	62.6	63.1	58.8
Top Speed [km/h]	62.9	63.9	63.0	60.5	61.7	64.6	64.4	61.9
Avg. Dist. to Rail [m]	15.0	3.1	3.7	2.9	1.9	2.3	6.3	7.1
Avg. Stride Freq. [Hz]	2.3	2.4	2.3	2.3	2.4	2.4	2.4	2.3
Avg. Stride Length [m]	6.1	7.3	7.3	7.2	7.2	7.3	7.3	7.0



- [] Ranking at each section and finish
- .-.- No data available at this section
- NA No data available



Horse/Jockey Name	Evocator
Final Rank	4
Fastest Section Time (Section)	0:11.33 (1400m)
Top Speed [km/h] (Section)	64.2 (1400m)
Race State	Finished



Eagle Farm QLD Professional

Race 1: THE STAR BENCHMARK 85 Handicap - 1600m

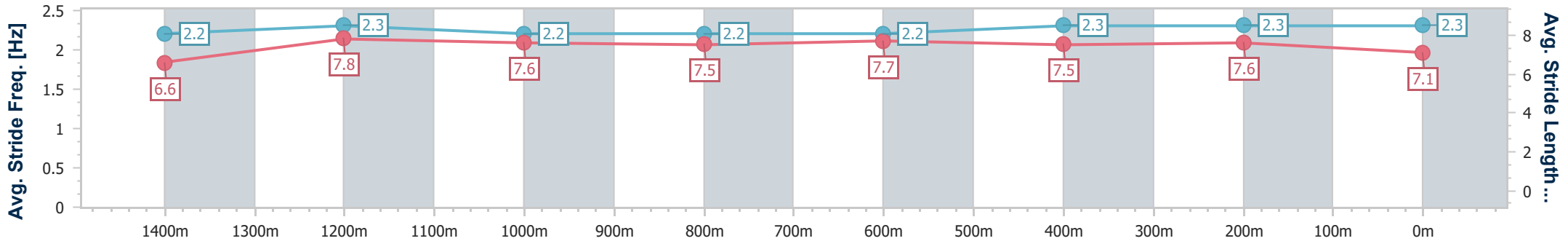
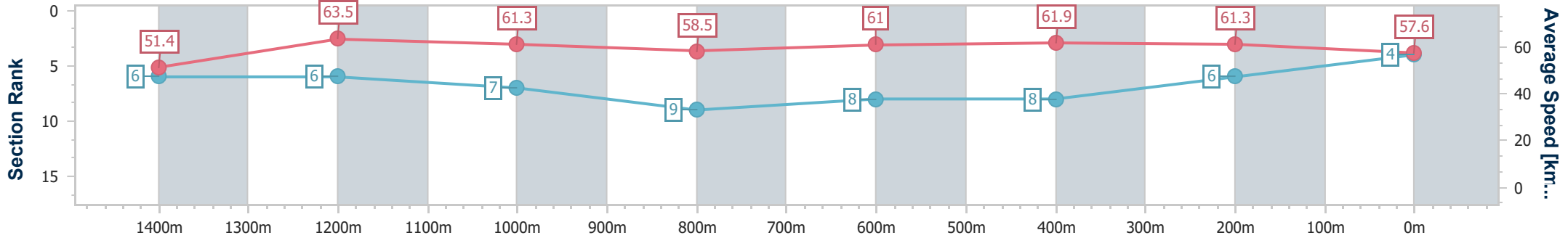
01 June 2024 - 11:44

Track Rating: Soft 6, Weather: Overcast, Rail Position: True Entire Course



BRISBANE RACING CLUB

Section	Overall	1400m	1200m	1000m	800m	600m	400m	200m
Section Times	1:37.43 [4] (0:14.07)	1:23.36 [6] (0:11.33)	1:12.03 [6] (0:11.80)	1:00.23 [7] (0:12.44)	0:47.79 [9] (0:11.89)	0:35.90 [8] (0:11.68)	0:24.22 [8] (0:11.74)	0:12.48 [6] (0:12.48)
Average Speed [km/h]	51.4	63.5	61.3	58.5	61.0	61.9	61.3	57.6
Top Speed [km/h]	64.0	64.2	63.1	60.1	62.1	63.4	62.4	61.1
Avg. Dist. to Rail [m]	12.0	2.8	3.6	2.3	1.6	0.8	3.8	6.1
Avg. Stride Freq. [Hz]	2.2	2.3	2.2	2.2	2.2	2.3	2.3	2.3
Avg. Stride Length [m]	6.6	7.8	7.6	7.5	7.7	7.5	7.6	7.1



- [] Ranking at each section and finish
- .-.- No data available at this section
- NA No data available



Horse/Jockey Name	Tenzing
Final Rank	5
Fastest Section Time (Section)	0:11.52 (1400m)
Top Speed [km/h] (Section)	63.8 (Overall)
Race State	Finished



Eagle Farm QLD Professional

Race 1: THE STAR BENCHMARK 85 Handicap - 1600m

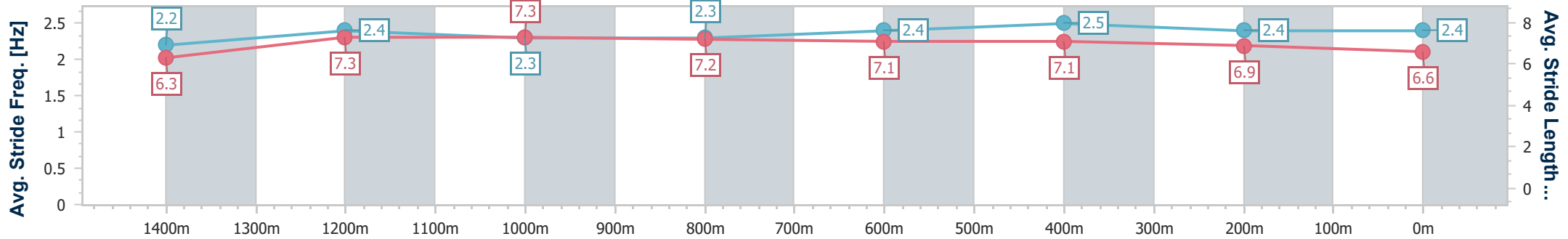
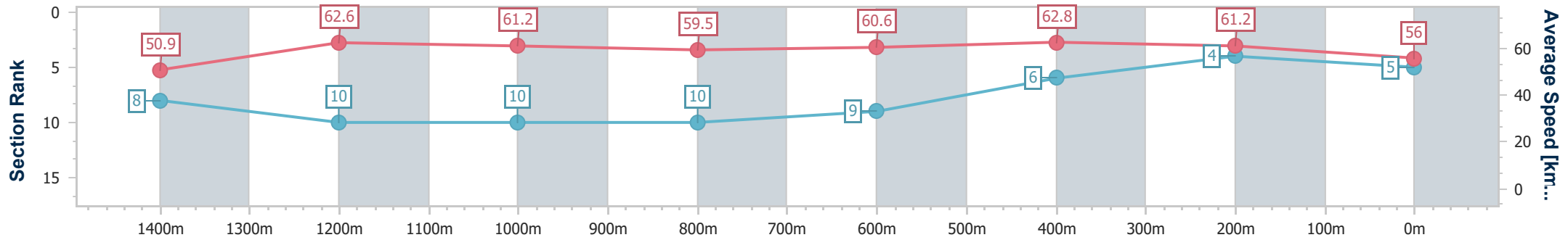
01 June 2024 - 11:44

Track Rating: Soft 6, Weather: Overcast, Rail Position: True Entire Course



BRISBANE RACING CLUB

Section	Overall	1400m	1200m	1000m	800m	600m	400m	200m
Section Times	1:37.74 [5] (0:14.18)	1:23.56 [8] (0:11.52)	1:12.04 [10] (0:11.80)	1:00.24 [10] (0:12.21)	0:48.03 [10] (0:11.88)	0:36.15 [9] (0:11.54)	0:24.61 [6] (0:11.76)	0:12.85 [4] (0:12.85)
Average Speed [km/h]	50.9	62.6	61.2	59.5	60.6	62.8	61.2	56.0
Top Speed [km/h]	63.8	63.6	63.0	60.9	62.1	63.4	62.8	59.6
Avg. Dist. to Rail [m]	10.3	2.8	2.8	1.6	0.7	0.8	0.9	2.2
Avg. Stride Freq. [Hz]	2.2	2.4	2.3	2.3	2.4	2.5	2.4	2.4
Avg. Stride Length [m]	6.3	7.3	7.3	7.2	7.1	7.1	6.9	6.6



- [] Ranking at each section and finish
- .-.- No data available at this section
- NA No data available



Horse/Jockey Name	Bettcha The Crown
Final Rank	6
Fastest Section Time (Section)	0:11.24 (1400m)
Top Speed [km/h] (Section)	66.1 (Overall)
Race State	Finished



Eagle Farm QLD Professional

Race 1: THE STAR BENCHMARK 85 Handicap - 1600m

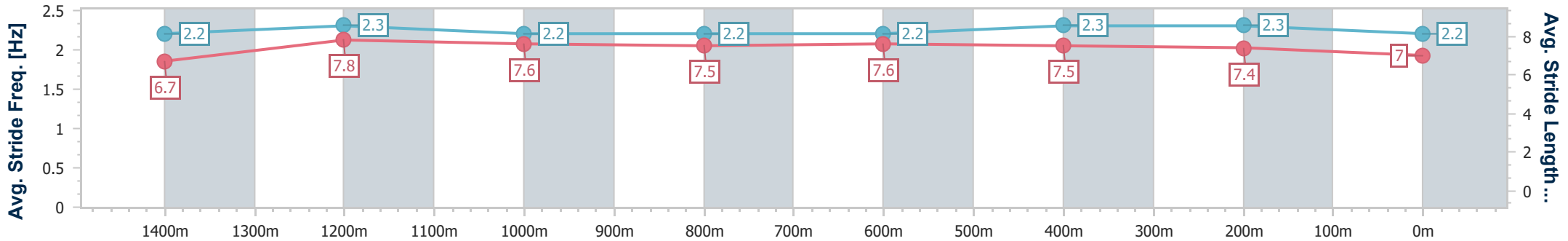
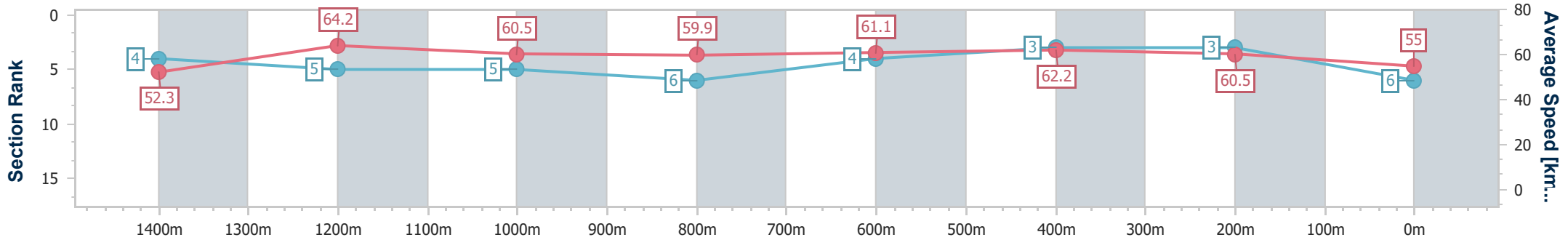
01 June 2024 - 11:44

Track Rating: Soft 6, Weather: Overcast, Rail Position: True Entire Course



BRISBANE RACING CLUB

Section	Overall	1400m	1200m	1000m	800m	600m	400m	200m
Section Times	1:37.89 [6] (0:13.88)	1:24.01 [4] (0:11.24)	1:12.77 [5] (0:11.94)	1:00.83 [5] (0:12.18)	0:48.65 [6] (0:11.93)	0:36.72 [4] (0:11.75)	0:24.97 [3] (0:11.93)	0:13.04 [3] (0:13.04)
Average Speed [km/h]	52.3	64.2	60.5	59.9	61.1	62.2	60.5	55.0
Top Speed [km/h]	66.1	65.5	61.6	61.7	62.4	63.1	62.3	57.5
Avg. Dist. to Rail [m]	11.0	3.2	4.0	3.0	2.4	3.1	5.0	5.0
Avg. Stride Freq. [Hz]	2.2	2.3	2.2	2.2	2.2	2.3	2.3	2.2
Avg. Stride Length [m]	6.7	7.8	7.6	7.5	7.6	7.5	7.4	7.0



- [] Ranking at each section and finish
- .-.- No data available at this section
- NA No data available



Horse/Jockey Name	Tojaki
Final Rank	7
Fastest Section Time (Section)	0:11.16 (1400m)
Top Speed [km/h] (Section)	66.5 (1400m)
Race State	Finished



Eagle Farm QLD Professional

Race 1: THE STAR BENCHMARK 85 Handicap - 1600m

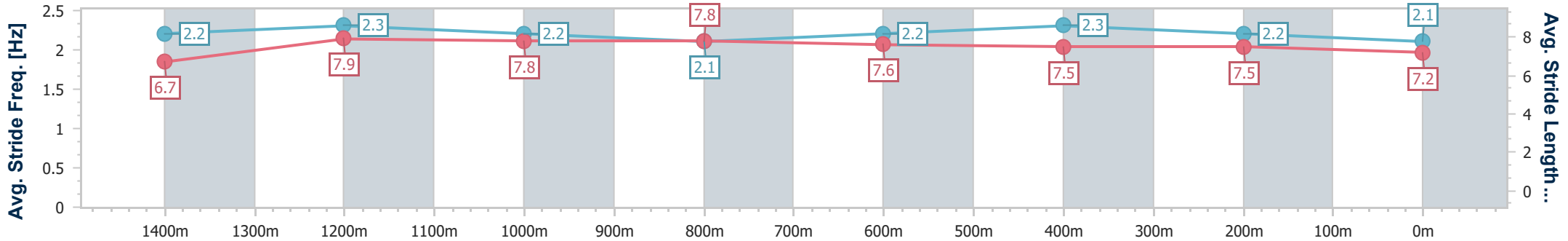
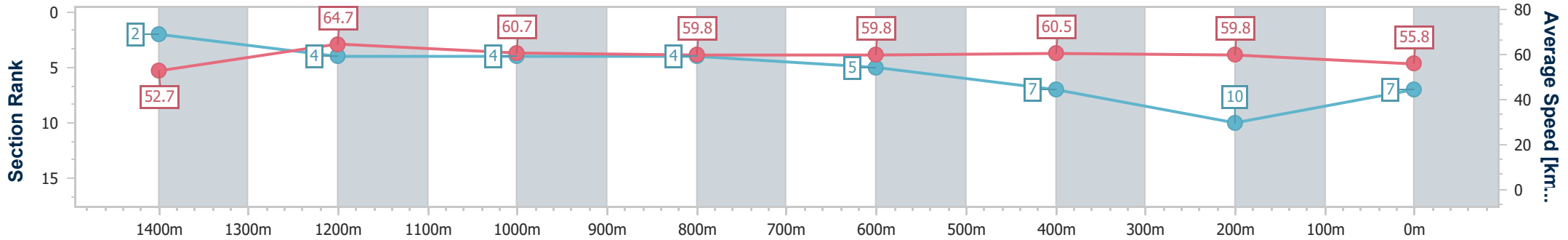
01 June 2024 - 11:44

Track Rating: Soft 6, Weather: Overcast, Rail Position: True Entire Course



BRISBANE RACING CLUB

Section	Overall	1400m	1200m	1000m	800m	600m	400m	200m
Section Times	1:38.14 [7] (0:13.78)	1:24.36 [2] (0:11.16)	1:13.20 [4] (0:11.86)	1:01.34 [4] (0:12.22)	0:49.12 [4] (0:12.16)	0:36.96 [5] (0:12.01)	0:24.95 [7] (0:12.04)	0:12.91 [10] (0:12.91)
Average Speed [km/h]	52.7	64.7	60.7	59.8	59.8	60.5	59.8	55.8
Top Speed [km/h]	65.6	66.5	61.4	61.1	60.4	61.8	61.9	56.9
Avg. Dist. to Rail [m]	14.4	3.1	3.3	3.0	2.4	1.8	2.3	4.6
Avg. Stride Freq. [Hz]	2.2	2.3	2.2	2.1	2.2	2.3	2.2	2.1
Avg. Stride Length [m]	6.7	7.9	7.8	7.8	7.6	7.5	7.5	7.2



- [] Ranking at each section and finish
- .-.- No data available at this section
- NA No data available



Horse/Jockey Name	Linthorpe Lad
Final Rank	8
Fastest Section Time (Section)	0:11.35 (1400m)
Top Speed [km/h] (Section)	64.3 (1400m)
Race State	Finished



Eagle Farm QLD Professional

Race 1: THE STAR BENCHMARK 85 Handicap - 1600m

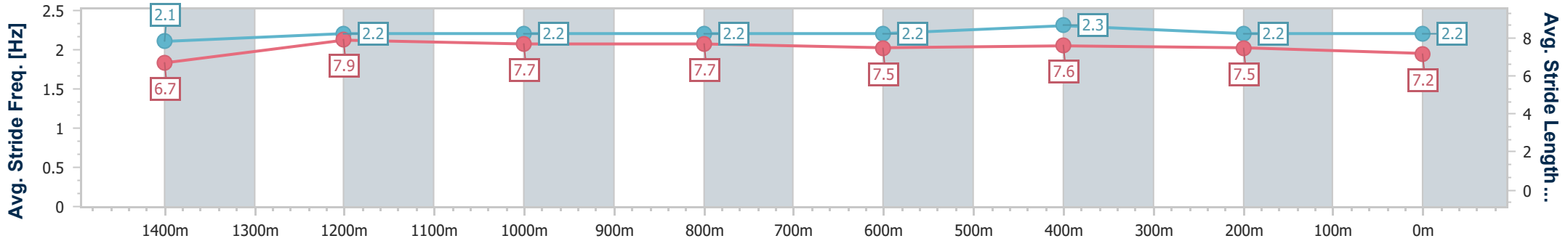
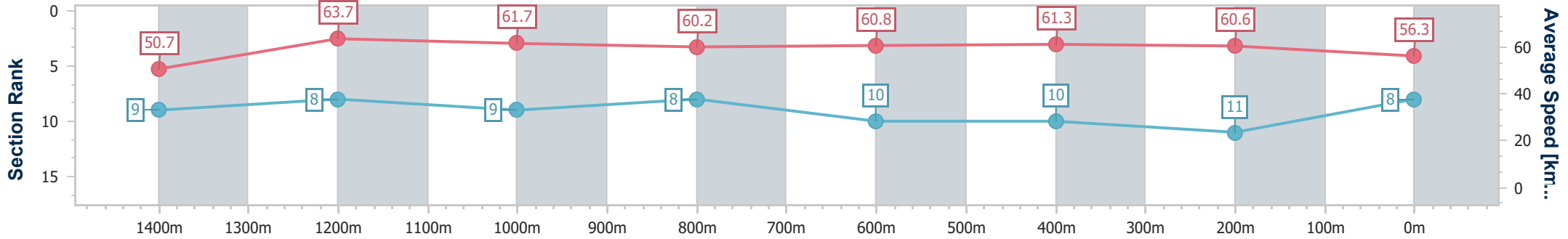
01 June 2024 - 11:44

Track Rating: Soft 6, Weather: Overcast, Rail Position: True Entire Course



BRISBANE RACING CLUB

Section	Overall	1400m	1200m	1000m	800m	600m	400m	200m
Section Times	1:38.18 [8] (0:14.29)	1:23.89 [9] (0:11.35)	1:12.54 [8] (0:11.71)	1:00.83 [9] (0:12.19)	0:48.64 [8] (0:12.06)	0:36.58 [10] (0:11.92)	0:24.66 [10] (0:11.89)	0:12.77 [11] (0:12.77)
Average Speed [km/h]	50.7	63.7	61.7	60.2	60.8	61.3	60.6	56.3
Top Speed [km/h]	63.8	64.3	63.9	61.6	62.1	62.4	61.2	59.7
Avg. Dist. to Rail [m]	15.0	4.0	4.9	4.1	3.9	3.1	4.8	5.4
Avg. Stride Freq. [Hz]	2.1	2.2	2.2	2.2	2.2	2.3	2.2	2.2
Avg. Stride Length [m]	6.7	7.9	7.7	7.7	7.5	7.6	7.5	7.2



- [] Ranking at each section and finish
- .-.- No data available at this section
- NA No data available



Horse/Jockey Name	Beef Week Princess
Final Rank	9
Fastest Section Time (Section)	0:10.99 (1400m)
Top Speed [km/h] (Section)	66.7 (1400m)
Race State	Finished



Eagle Farm QLD Professional

Race 1: THE STAR BENCHMARK 85 Handicap - 1600m

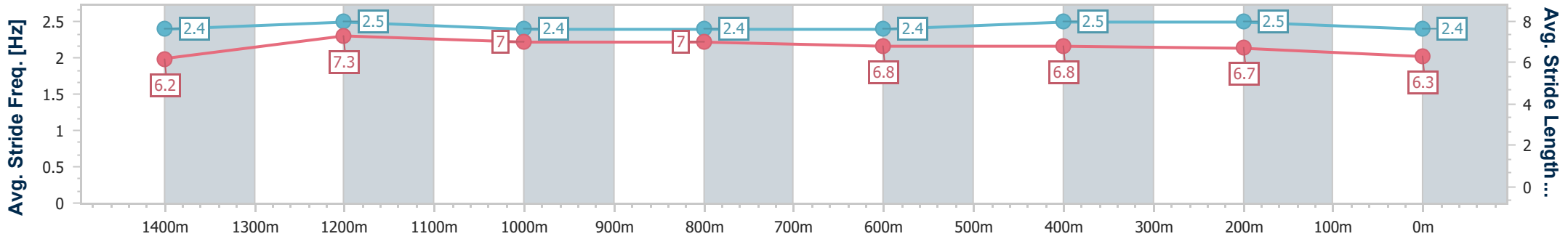
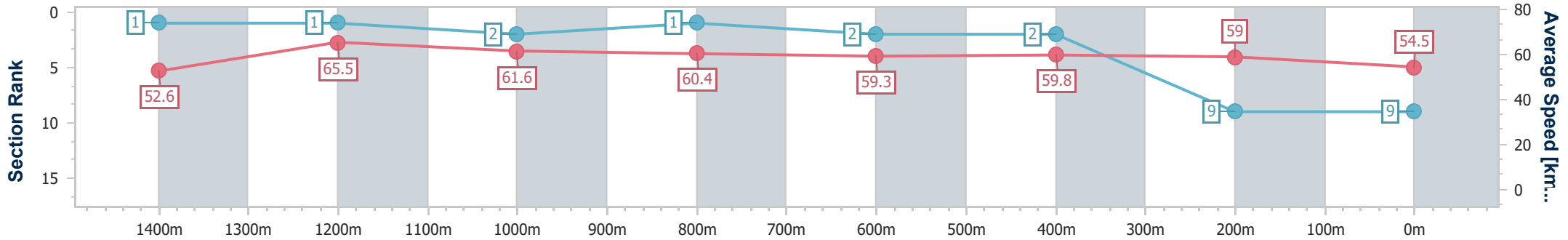
01 June 2024 - 11:44

Track Rating: Soft 6, Weather: Overcast, Rail Position: True Entire Course



BRISBANE RACING CLUB

Section	Overall	1400m	1200m	1000m	800m	600m	400m	200m
Section Times	1:38.30 [9] (0:13.78)	1:24.52 [1] (0:10.99)	1:13.53 [1] (0:11.70)	1:01.83 [2] (0:12.07)	0:49.76 [1] (0:12.27)	0:37.49 [2] (0:12.09)	0:25.40 [2] (0:12.22)	0:13.18 [9] (0:13.18)
Average Speed [km/h]	52.6	65.5	61.6	60.4	59.3	59.8	59.0	54.5
Top Speed [km/h]	66.2	66.7	63.2	60.8	60.3	60.7	60.8	57.2
Avg. Dist. to Rail [m]	12.6	1.1	2.3	2.0	3.0	0.8	2.6	4.4
Avg. Stride Freq. [Hz]	2.4	2.5	2.4	2.4	2.4	2.5	2.5	2.4
Avg. Stride Length [m]	6.2	7.3	7.0	7.0	6.8	6.8	6.7	6.3



- [] Ranking at each section and finish
- .-.-.- No data available at this section
- NA No data available



Horse/Jockey Name	Sunfall
Final Rank	10
Fastest Section Time (Section)	0:11.32 (1400m)
Top Speed [km/h] (Section)	64.1 (1400m)
Race State	Finished



Eagle Farm QLD Professional

Race 1: THE STAR BENCHMARK 85 Handicap - 1600m

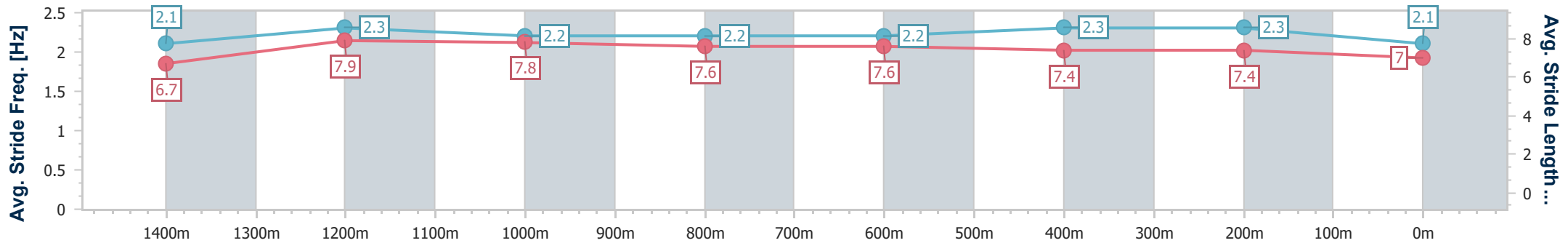
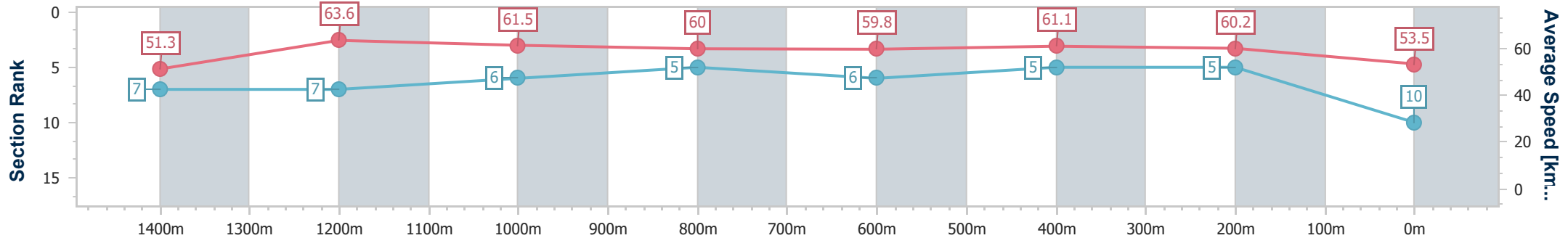
01 June 2024 - 11:44

Track Rating: Soft 6, Weather: Overcast, Rail Position: True Entire Course



BRISBANE RACING CLUB

Section	Overall	1400m	1200m	1000m	800m	600m	400m	200m
Section Times	1:38.37 [10] (0:14.09)	1:24.28 [7] (0:11.32)	1:12.96 [7] (0:11.71)	1:01.25 [6] (0:12.04)	0:49.21 [5] (0:12.07)	0:37.14 [6] (0:11.73)	0:25.41 [5] (0:11.95)	0:13.46 [5] (0:13.46)
Average Speed [km/h]	51.3	63.6	61.5	60.0	59.8	61.1	60.2	53.5
Top Speed [km/h]	63.3	64.1	62.9	61.1	60.6	61.6	61.7	57.1
Avg. Dist. to Rail [m]	9.1	1.2	1.3	0.5	0.8	1.3	0.4	1.1
Avg. Stride Freq. [Hz]	2.1	2.3	2.2	2.2	2.2	2.3	2.3	2.1
Avg. Stride Length [m]	6.7	7.9	7.8	7.6	7.6	7.4	7.4	7.0



- [] Ranking at each section and finish
- .-.- No data available at this section
- NA No data available



Horse/Jockey Name	Basarwa
Final Rank	11
Fastest Section Time (Section)	0:10.99 (1400m)
Top Speed [km/h] (Section)	67.0 (1400m)
Race State	Finished



Eagle Farm QLD Professional

Race 1: THE STAR BENCHMARK 85 Handicap - 1600m

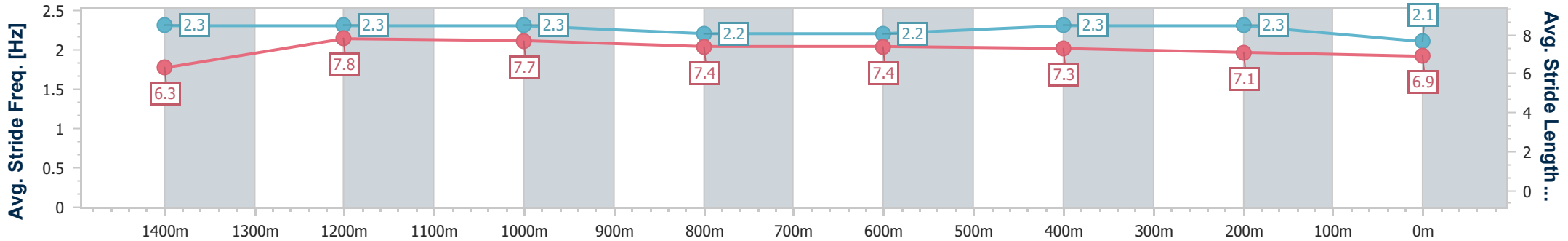
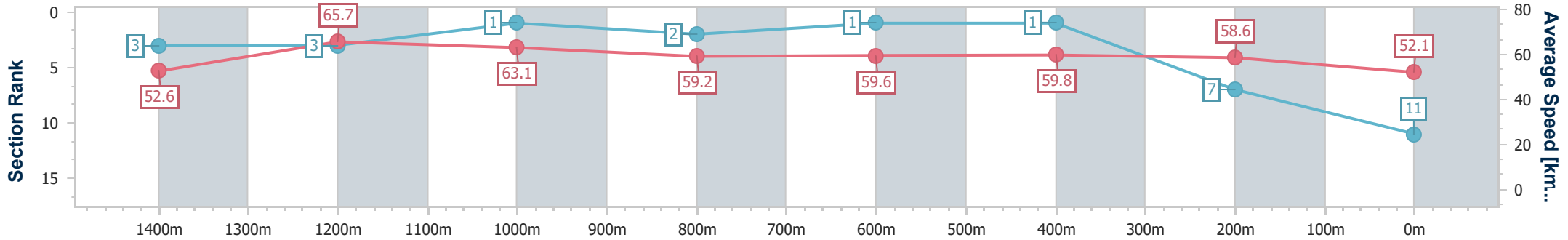
01 June 2024 - 11:44

Track Rating: Soft 6, Weather: Overcast, Rail Position: True Entire Course



BRISBANE RACING CLUB

Section	Overall	1400m	1200m	1000m	800m	600m	400m	200m
Section Times	1:38.78 [11] (0:13.84)	1:24.94 [3] (0:10.99)	1:13.95 [3] (0:11.44)	1:02.51 [1] (0:12.29)	0:50.22 [2] (0:12.11)	0:38.11 [1] (0:12.03)	0:26.08 [1] (0:12.26)	0:13.82 [7] (0:13.82)
Average Speed [km/h]	52.6	65.7	63.1	59.2	59.6	59.8	58.6	52.1
Top Speed [km/h]	66.3	67.0	64.6	59.9	60.6	60.4	59.7	56.7
Avg. Dist. to Rail [m]	16.7	6.8	4.9	2.0	0.7	0.7	0.5	1.5
Avg. Stride Freq. [Hz]	2.3	2.3	2.3	2.2	2.2	2.3	2.3	2.1
Avg. Stride Length [m]	6.3	7.8	7.7	7.4	7.4	7.3	7.1	6.9



- [] Ranking at each section and finish
- .-.- No data available at this section
- NA No data available



Eagle Farm QLD Professional

Race 2: HKJC BENCHMARK 78 Handicap - 1400m

01 June 2024 - 12:20



BRISBANE
RACING CLUB

Track Rating: Soft 6, Weather: Overcast, Rail Position: True Entire Course

Section		Field Times										Last 600m
		Overall	1200m	1000m	800m	600m	400m					0:36.08
		1:24.69 (0:13.60)	1:11.09 (0:11.31)	0:59.78 (0:11.72)	0:48.06 (0:11.98)	0:36.08 (0:12.07)	0:24.01 (0:11.62)					
Rank	TAB Horse/Jockey	Barrier	Top Speed [km/h]	Fastest Section								Distance Travelled [m]
1	12 GERIATRIX Michael Dee	14	64.7 400m	0:11.38 1200m	1:24.69 [1] (0:14.43)	1:10.26 [13] (0:11.38)	0:58.88 [10] (0:11.69)	0:47.19 [9] (0:11.84)	0:35.35 [10] (0:11.82)	0:23.53 [8] (0:11.38)	0:35.35	
2	3 OUGHTON Justin Stanley	4	63.6 1200m	0:11.46 1200m	1:24.77 [2] (0:13.81)	1:10.96 [3] (0:11.46)	0:59.50 [3] (0:11.76)	0:47.74 [3] (0:11.87)	0:35.87 [3] (0:11.91)	0:23.96 [3] (0:11.50)	0:35.87 -10	
3	11 CRAZY TRAIN Adam Hyeronimus	13	64.7 1200m	0:11.36 400m	1:24.83 [3] (0:14.13)	1:10.70 [7] (0:11.46)	0:59.24 [6] (0:11.76)	0:47.48 [7] (0:11.88)	0:35.60 [8] (0:11.85)	0:23.75 [7] (0:11.36)	0:35.60 -1	
4	7 COTTEE Angela Jones	23	66.0 1200m	0:11.33 1200m	1:24.93 [4] (0:13.66)	1:11.27 [2] (0:11.33)	0:59.94 [2] (0:11.79)	0:48.15 [2] (0:11.97)	0:36.18 [2] (0:11.93)	0:24.25 [1] (0:11.62)	0:36.18 -4	
5	13 STAR OF CHAOS Tommy Berry	5	65.0 1200m	0:11.31 1200m	1:25.18 [5] (0:13.60)	1:11.58 [1] (0:11.31)	1:00.27 [1] (0:11.72)	0:48.55 [1] (0:11.98)	0:36.57 [1] (0:12.08)	0:24.49 [2] (0:11.65)	0:36.57 -5	
6	17 SHA OF GOMER Nash Rawiller	9	64.1 600m	0:11.54 1200m	1:25.23 [6] (0:14.08)	1:11.15 [6] (0:11.54)	0:59.61 [7] (0:11.69)	0:47.92 [6] (0:11.88)	0:36.04 [7] (0:11.81)	0:24.23 [5] (0:11.55)	0:36.04 -4	
7	10 WARBY Blake Shinn	18	64.7 400m	0:11.42 400m	1:25.28 [7] (0:14.40)	1:10.88 [12] (0:11.60)	0:59.28 [13] (0:11.72)	0:47.56 [12] (0:11.85)	0:35.71 [12] (0:11.83)	0:23.88 [12] (0:11.42)	0:35.71 -1	
8	1 HOLLYWOOD NORTH Cejay Graham	7	64.2 Overall	0:11.42 1200m	1:25.36 [8] (0:13.91)	1:11.45 [4] (0:11.42)	1:00.03 [4] (0:11.73)	0:48.30 [4] (0:11.87)	0:36.43 [4] (0:11.96)	0:24.47 [4] (0:11.59)	0:36.43 -2	
9	18 OUR MAGNUS Kyle Wilson-Taylor	2	64.0 1200m	0:11.54 1200m	1:25.68 [9] (0:14.04)	1:11.64 [5] (0:11.54)	1:00.10 [5] (0:11.67)	0:48.43 [5] (0:11.84)	0:36.59 [5] (0:11.96)	0:24.63 [6] (0:11.81)	0:36.59 -6	
10	15 MADAME ODETTE Tyler Schiller	1	63.0 1200m	0:11.61 1200m	1:25.69 [10] (0:14.18)	1:11.51 [8] (0:11.61)	0:59.90 [9] (0:11.76)	0:48.14 [11] (0:11.79)	0:36.35 [9] (0:11.87)	0:24.48 [9] (0:11.74)	0:36.35 -10	

Scratched: Weigall Tiger (#14), Space Tracker (#19), Fairway Star (#20), Cranky Harry (#21), Tojaki (#6), Sunfall (#2), Tick Tock Queen (#5), Blakmax (#22), Maximum Vortex (#23)

Report Created: Sat 1 June 2024 12:34 GMT+10 (Note: Timing is based on position data)

Page 1/19

[] Ranking at each section and finish
 -:-:- No data available at this section
 NA No data available
 SCN Saddle cloth number
 DNF Did not finish
 DNT Did not track

data processed by TRIPLES DATA



Eagle Farm QLD Professional
Race 2: HKJC BENCHMARK 78 Handicap - 1400m
01 June 2024 - 12:20



BRISBANE
RACING CLUB

Track Rating: Soft 6, Weather: Overcast, Rail Position: True Entire Course

Section		Overall	1200m	1000m	800m	600m	400m	Last 600m				
Field Times		1:24.69 (0:13.60)	1:11.09 (0:11.31)	0:59.78 (0:11.72)	0:48.06 (0:11.98)	0:36.08 (0:12.07)	0:24.01 (0:11.62)	0:36.08				
Rank	TAB Horse/Jockey	Barrier	Top Speed [km/h]	Fastest Section	Distance Travelled [m]							
11	24 STARZAM Jim Byrne	8	65.4 600m	0:11.52 1200m	1:25.76 [11] (0:14.33)	1:11.43 [10] (0:11.52)	0:59.91 [11] (0:11.66)	0:48.25 [10] (0:11.92)	0:36.33 [11] (0:11.87)	0:24.46 [11] (0:11.57)	0:36.33	+2
12	9 BLACKLOG Marnu Potgieter	22	64.4 1200m	0:11.43 1200m	1:25.98 [12] (0:14.31)	1:11.67 [9] (0:11.43)	1:00.24 [8] (0:11.67)	0:48.57 [8] (0:11.77)	0:36.80 [6] (0:12.04)	0:24.76 [10] (0:11.86)	0:36.80	+1
13	16 CENTRE BOUNCE Robbie Dolan	17	64.6 400m	0:11.57 400m	1:26.31 [13] (0:14.72)	1:11.59 [15] (0:11.61)	0:59.98 [14] (0:11.64)	0:48.34 [14] (0:11.87)	0:36.47 [15] (0:12.00)	0:24.47 [15] (0:11.57)	0:36.47	+3
14	4 PARTY FOR ONE Luke Currie	12	63.7 1200m	0:11.53 1200m	1:26.32 [14] (0:14.37)	1:11.95 [11] (0:11.53)	1:00.42 [12] (0:11.83)	0:48.59 [13] (0:11.88)	0:36.71 [13] (0:11.88)	0:24.83 [13] (0:11.76)	0:36.71	-4
15	8 PHAISTOS Jake Bayliss	21	63.3 800m	0:11.70 800m	1:27.32 [15] (0:14.59)	1:12.73 [14] (0:11.77)	1:00.96 [15] (0:11.75)	0:49.21 [15] (0:11.70)	0:37.51 [14] (0:11.88)	0:25.63 [14] (0:11.79)	0:37.51	-2

Scratched: Weigall Tiger (#14), Space Tracker (#19), Fairway Star (#20), Cranky Harry (#21), Tojaki (#6), Sunfall (#2), Tick Tock Queen (#5), Blakmax (#22), Maximum Vortex (#23)

[] Ranking at each section and finish
 -:-:-:- No data available at this section
 NA No data available

SCN Saddle cloth number
 DNF Did not finish
 DNT Did not track



Eagle Farm QLD Professional

Race 2: HKJC BENCHMARK 78 Handicap - 1400m

01 June 2024 - 12:20



BRISBANE
RACING CLUB

Track Rating: Soft 6, Weather: Overcast, Rail Position: True Entire Course

Section				200m				Last 600m	
Field Times				0:12.39 (0:12.39)				0:36.08	
Rank	TAB	Horse/Jockey	Barrier	Top Speed [km/h]	Fastest Section	Margin			Distance Travelled [m]
1	12	GERIATRIX Michael Dee	14	64.7 400m	0:11.38 1200m	0:12.15 [6] (0:12.15)	1:24.69		0:35.35
2	3	OUGHTON Justin Stanley	4	63.6 1200m	0:11.46 1200m	0:12.46 [2] (0:12.46)	0.47L		0:35.87 -10
3	11	CRAZY TRAIN Adam Hyeronimus	13	64.7 1200m	0:11.36 400m	0:12.39 [4] (0:12.39)	0.84L		0:35.60 -1
4	7	COTTEE Angela Jones	23	66.0 1200m	0:11.33 1200m	0:12.63 [1] (0:12.63)	1.44L		0:36.18 -4
5	13	STAR OF CHAOS Tommy Berry	5	65.0 1200m	0:11.31 1200m	0:12.84 [3] (0:12.84)	2.91L		0:36.57 -5
6	17	SHA OF GOMER Nash Rawiller	9	64.1 600m	0:11.54 1200m	0:12.68 [7] (0:12.68)	3.17L		0:36.04 -4
7	10	WARBY Blake Shinn	18	64.7 400m	0:11.42 400m	0:12.46 [8] (0:12.46)	3.46L		0:35.71 -1
8	1	HOLLYWOOD NORTH Cejay Graham	7	64.2 Overall	0:11.42 1200m	0:12.88 [5] (0:12.88)	3.95L		0:36.43 -2
9	18	OUR MAGNUS Kyle Wilson-Taylor	2	64.0 1200m	0:11.54 1200m	0:12.82 [9] (0:12.82)	5.82L		0:36.59 -6
10	15	MADAME ODETTE Tyler Schiller	1	63.0 1200m	0:11.61 1200m	0:12.74 [11] (0:12.74)	5.92L		0:36.35 -10

Scratched: Weigall Tiger (#14), Space Tracker (#19), Fairway Star (#20), Cranky Harry (#21), Tojaki (#6), Sunfall (#2), Tick Tock Queen (#5), Blakmax (#22), Maximum Vortex (#23)

Report Created: Sat 1 June 2024 12:34 GMT+10 (Note: Timing is based on position data)

Page 3/19

[] Ranking at each section and finish
 -:-:- No data available at this section
 NA No data available

SCN Saddle cloth number
 DNF Did not finish
 DNT Did not track

data processed by TRIPLES DATA



Eagle Farm QLD Professional

Race 2: HKJC BENCHMARK 78 Handicap - 1400m

01 June 2024 - 12:20



BRISBANE
RACING CLUB

Track Rating: Soft 6, Weather: Overcast, Rail Position: True Entire Course

Section				200m				Last 600m	
Field Times				0:12.39 (0:12.39)				0:36.08	
Rank	TAB	Horse/Jockey	Barrier	Top Speed [km/h]	Fastest Section	Margin			Distance Travelled [m]
11	24	STARZAM Jim Byrne	8	65.4 600m	0:11.52 1200m	0:12.89 [10] (0:12.89)	6.32L		0:36.33 +2
12	9	BLACKLOG Marnu Potgieter	22	64.4 1200m	0:11.43 1200m	0:12.90 [12] (0:12.90)	7.6L		0:36.80 +1
13	16	CENTRE BOUNCE Robbie Dolan	17	64.6 400m	0:11.57 400m	0:12.90 [14] (0:12.90)	9.52L		0:36.47 +3
14	4	PARTY FOR ONE Luke Currie	12	63.7 1200m	0:11.53 1200m	0:13.07 [13] (0:13.07)	9.59L		0:36.71 -4
15	8	PHAISTOS Jake Bayliss	21	63.3 800m	0:11.70 800m	0:13.84 [15] (0:13.84)	15.51L		0:37.51 -2

Scratched: Weigall Tiger (#14), Space Tracker (#19), Fairway Star (#20), Cranky Harry (#21), Tojaki (#6), Sunfall (#2), Tick Tock Queen (#5), Blakmax (#22), Maximum Vortex (#23)



Horse/Jockey Name	Geriatrix
Final Rank	1
Fastest Section Time (Section)	0:11.38 (1200m)
Top Speed [km/h] (Section)	64.7 (400m)
Race State	Finished



Eagle Farm QLD Professional

Race 2: HKJC BENCHMARK 78 Handicap - 1400m

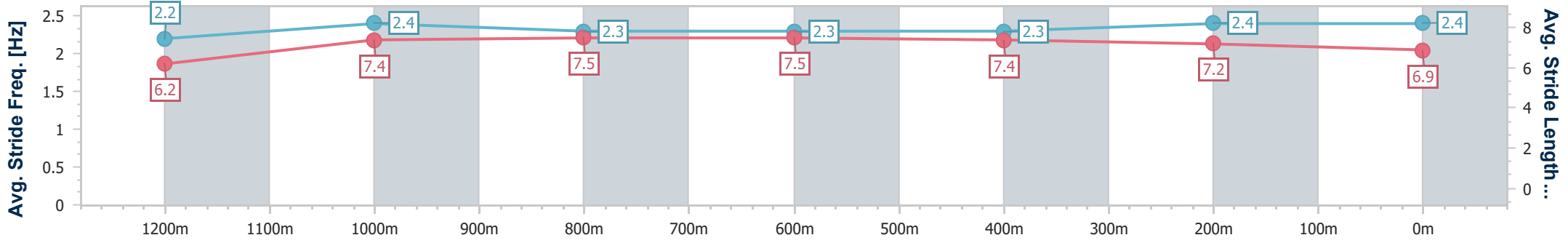
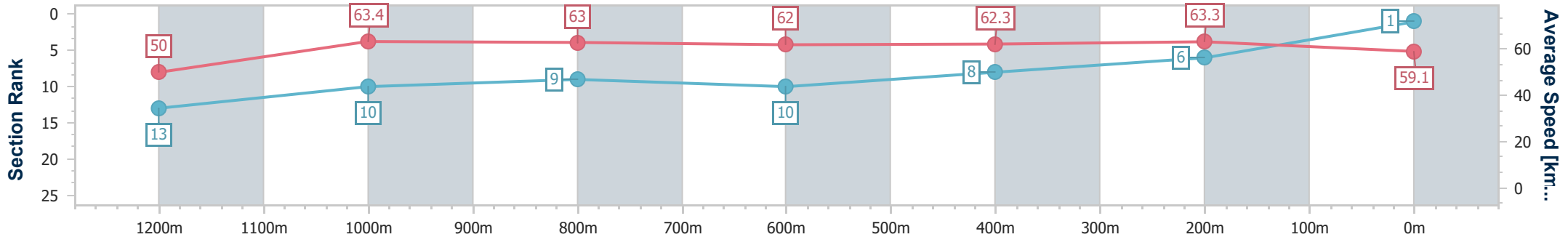
01 June 2024 - 12:20

Track Rating: Soft 6, Weather: Overcast, Rail Position: True Entire Course



BRISBANE RACING CLUB

Section	Overall	1200m	1000m	800m	600m	400m	200m
Section Times	1:24.69 [1] (0:14.43)	1:10.26 [13] (0:11.38)	0:58.88 [10] (0:11.69)	0:47.19 [9] (0:11.84)	0:35.35 [10] (0:11.82)	0:23.53 [8] (0:11.38)	0:12.15 [6] (0:12.15)
Average Speed [km/h]	50.0	63.4	63.0	62.0	62.3	63.3	59.1
Top Speed [km/h]	62.2	64.4	64.6	63.2	64.4	64.7	61.8
Avg. Dist. to Rail [m]	6.3	4.9	4.3	3.8	5.0	11.7	10.6
Avg. Stride Freq. [Hz]	2.2	2.4	2.3	2.3	2.3	2.4	2.4
Avg. Stride Length [m]	6.2	7.4	7.5	7.5	7.4	7.2	6.9



- [] Ranking at each section and finish
- .-.- No data available at this section
- NA No data available



Horse/Jockey Name	Oughton
Final Rank	2
Fastest Section Time (Section)	0:11.46 (1200m)
Top Speed [km/h] (Section)	63.6 (1200m)
Race State	Finished



Eagle Farm QLD Professional

Race 2: HKJC BENCHMARK 78 Handicap - 1400m

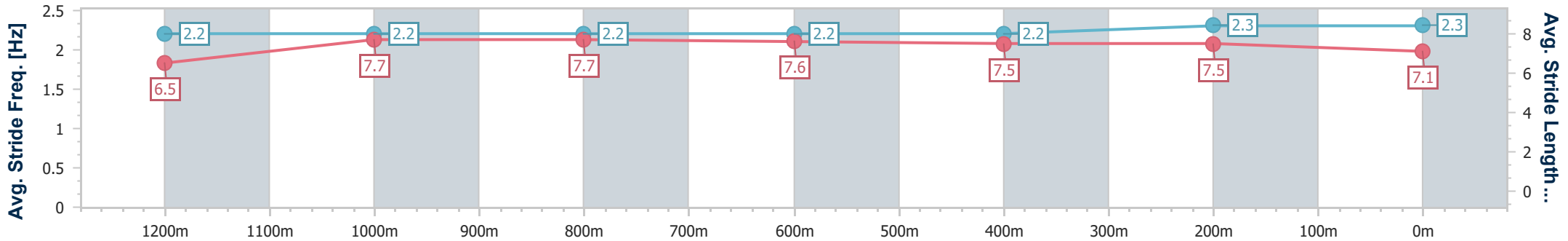
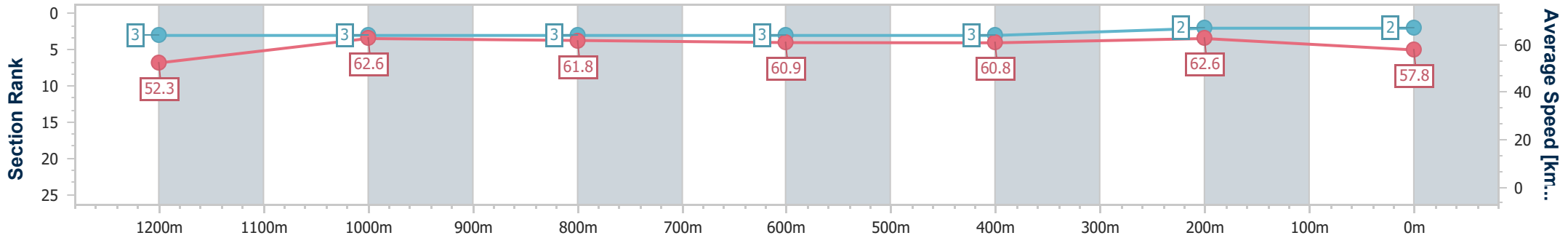
01 June 2024 - 12:20

Track Rating: Soft 6, Weather: Overcast, Rail Position: True Entire Course



BRISBANE RACING CLUB

Section	Overall	1200m	1000m	800m	600m	400m	200m
Section Times	1:24.77 [2] (0:13.81)	1:10.96 [3] (0:11.46)	0:59.50 [3] (0:11.76)	0:47.74 [3] (0:11.87)	0:35.87 [3] (0:11.91)	0:23.96 [3] (0:11.50)	0:12.46 [2] (0:12.46)
Average Speed [km/h]	52.3	62.6	61.8	60.9	60.8	62.6	57.8
Top Speed [km/h]	63.6	63.6	62.3	61.8	62.4	63.4	60.9
Avg. Dist. to Rail [m]	2.7	2.2	1.7	1.0	1.1	4.2	5.6
Avg. Stride Freq. [Hz]	2.2	2.2	2.2	2.2	2.2	2.3	2.3
Avg. Stride Length [m]	6.5	7.7	7.7	7.6	7.5	7.5	7.1



- [] Ranking at each section and finish
- .-.-.- No data available at this section
- NA No data available



Horse/Jockey Name	Crazy Train
Final Rank	3
Fastest Section Time (Section)	0:11.36 (400m)
Top Speed [km/h] (Section)	64.7 (1200m)
Race State	Finished



Eagle Farm QLD Professional

Race 2: HKJC BENCHMARK 78 Handicap - 1400m

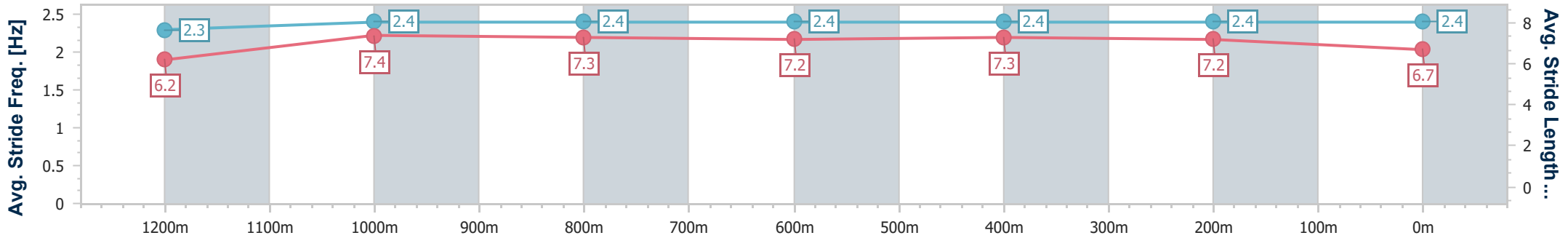
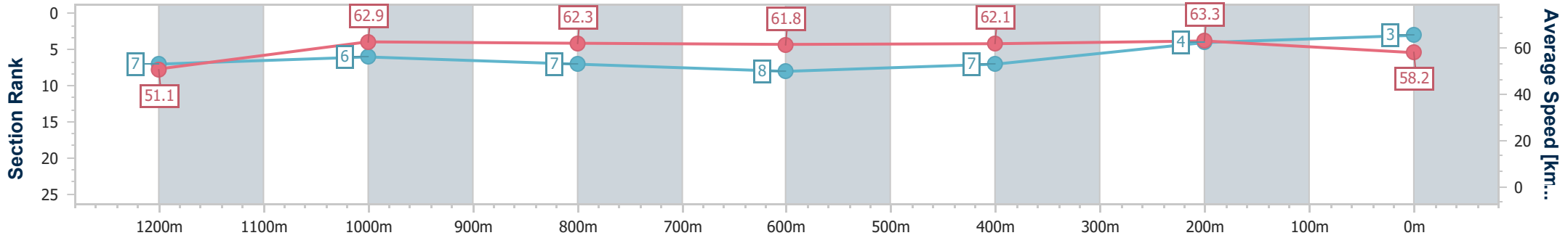
01 June 2024 - 12:20

Track Rating: Soft 6, Weather: Overcast, Rail Position: True Entire Course



BRISBANE RACING CLUB

Section	Overall	1200m	1000m	800m	600m	400m	200m
Section Times	1:24.83 [3] (0:14.13)	1:10.70 [7] (0:11.46)	0:59.24 [6] (0:11.76)	0:47.48 [7] (0:11.88)	0:35.60 [8] (0:11.85)	0:23.75 [7] (0:11.36)	0:12.39 [4] (0:12.39)
Average Speed [km/h]	51.1	62.9	62.3	61.8	62.1	63.3	58.2
Top Speed [km/h]	63.3	64.7	64.2	63.1	63.5	63.9	61.5
Avg. Dist. to Rail [m]	6.0	3.6	3.3	4.4	4.1	9.7	9.4
Avg. Stride Freq. [Hz]	2.3	2.4	2.4	2.4	2.4	2.4	2.4
Avg. Stride Length [m]	6.2	7.4	7.3	7.2	7.3	7.2	6.7



- [] Ranking at each section and finish
- .-.- No data available at this section
- NA No data available



Horse/Jockey Name	Cottee
Final Rank	4
Fastest Section Time (Section)	0:11.33 (1200m)
Top Speed [km/h] (Section)	66.0 (1200m)
Race State	Finished



Eagle Farm QLD Professional

Race 2: HKJC BENCHMARK 78 Handicap - 1400m

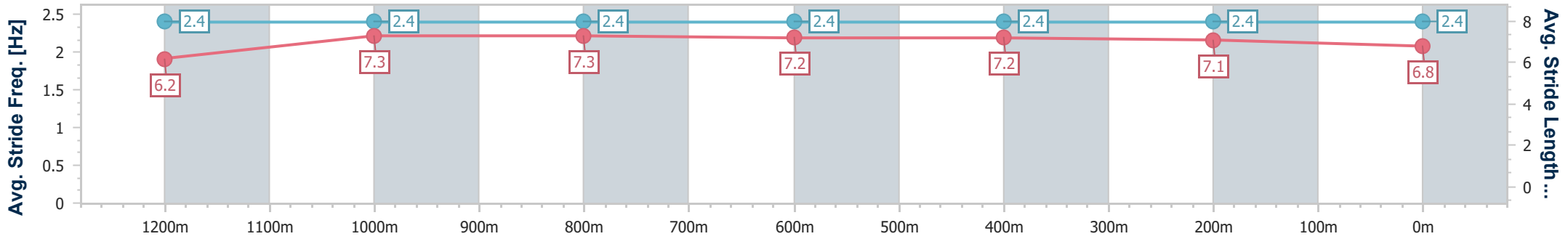
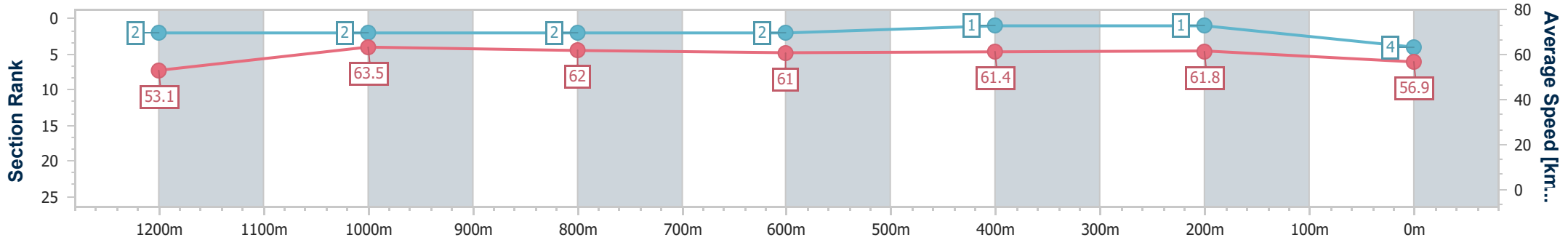
01 June 2024 - 12:20

Track Rating: Soft 6, Weather: Overcast, Rail Position: True Entire Course



BRISBANE RACING CLUB

Section	Overall	1200m	1000m	800m	600m	400m	200m
Section Times	1:24.93 [4] (0:13.66)	1:11.27 [2] (0:11.33)	0:59.94 [2] (0:11.79)	0:48.15 [2] (0:11.97)	0:36.18 [2] (0:11.93)	0:24.25 [1] (0:11.62)	0:12.63 [1] (0:12.63)
Average Speed [km/h]	53.1	63.5	62.0	61.0	61.4	61.8	56.9
Top Speed [km/h]	65.8	66.0	63.0	62.2	62.8	63.0	60.7
Avg. Dist. to Rail [m]	10.4	3.2	3.1	3.2	2.9	6.8	7.9
Avg. Stride Freq. [Hz]	2.4	2.4	2.4	2.4	2.4	2.4	2.4
Avg. Stride Length [m]	6.2	7.3	7.3	7.2	7.2	7.1	6.8



- [] Ranking at each section and finish
- .-.- No data available at this section
- NA No data available



Horse/Jockey Name	Star Of Chaos
Final Rank	5
Fastest Section Time (Section)	0:11.31 (1200m)
Top Speed [km/h] (Section)	65.0 (1200m)
Race State	Finished



Eagle Farm QLD Professional

Race 2: HKJC BENCHMARK 78 Handicap - 1400m

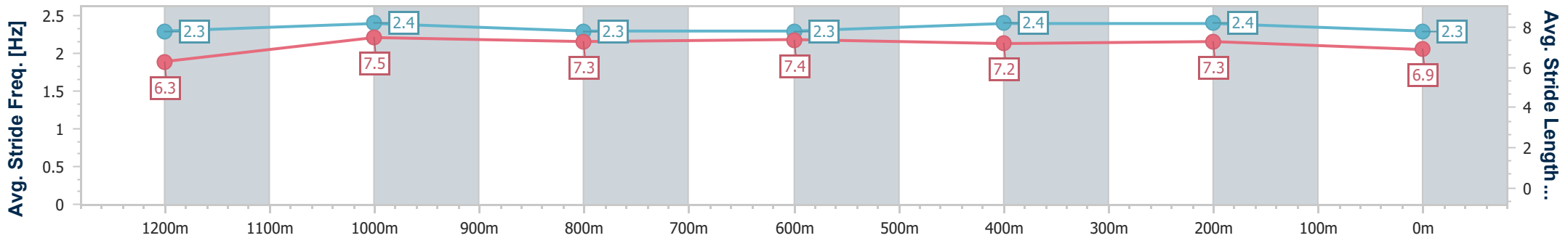
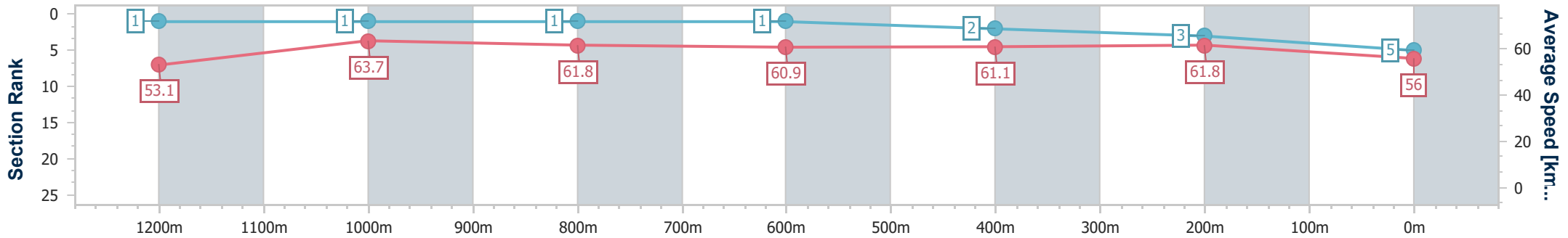
01 June 2024 - 12:20

Track Rating: Soft 6, Weather: Overcast, Rail Position: True Entire Course



BRISBANE RACING CLUB

Section	Overall	1200m	1000m	800m	600m	400m	200m
Section Times	1:25.18 [5] (0:13.60)	1:11.58 [1] (0:11.31)	1:00.27 [1] (0:11.72)	0:48.55 [1] (0:11.98)	0:36.57 [1] (0:12.08)	0:24.49 [2] (0:11.65)	0:12.84 [3] (0:12.84)
Average Speed [km/h]	53.1	63.7	61.8	60.9	61.1	61.8	56.0
Top Speed [km/h]	64.8	65.0	63.1	62.2	62.0	62.5	60.2
Avg. Dist. to Rail [m]	3.5	1.5	1.3	3.2	4.4	7.5	7.9
Avg. Stride Freq. [Hz]	2.3	2.4	2.3	2.3	2.4	2.4	2.3
Avg. Stride Length [m]	6.3	7.5	7.3	7.4	7.2	7.3	6.9



- [] Ranking at each section and finish
- .-.- No data available at this section
- NA No data available



Horse/Jockey Name	Sha Of Gomer
Final Rank	6
Fastest Section Time (Section)	0:11.54 (1200m)
Top Speed [km/h] (Section)	64.1 (600m)
Race State	Finished



Eagle Farm QLD Professional

Race 2: HKJC BENCHMARK 78 Handicap - 1400m

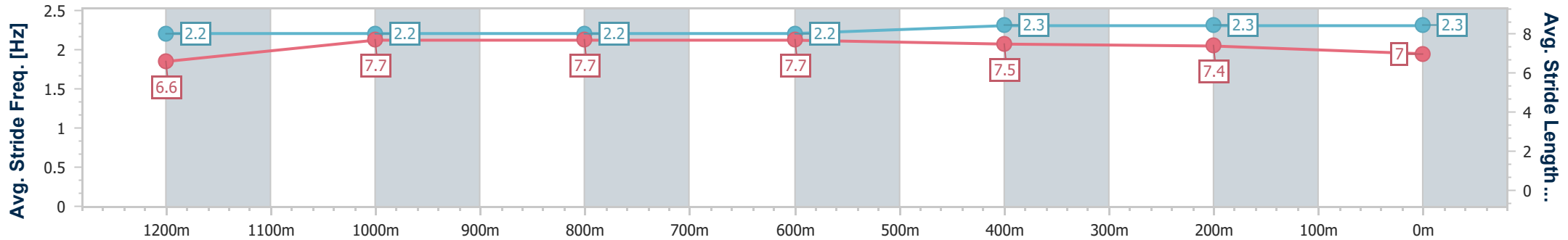
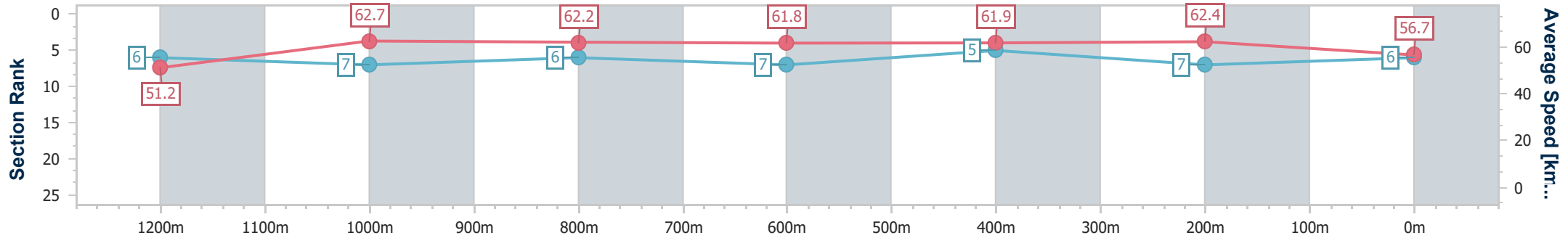
01 June 2024 - 12:20

Track Rating: Soft 6, Weather: Overcast, Rail Position: True Entire Course



BRISBANE RACING CLUB

Section	Overall	1200m	1000m	800m	600m	400m	200m
Section Times	1:25.23 [6] (0:14.08)	1:11.15 [6] (0:11.54)	0:59.61 [7] (0:11.69)	0:47.92 [6] (0:11.88)	0:36.04 [7] (0:11.81)	0:24.23 [5] (0:11.55)	0:12.68 [7] (0:12.68)
Average Speed [km/h]	51.2	62.7	62.2	61.8	61.9	62.4	56.7
Top Speed [km/h]	63.2	63.0	62.9	62.6	64.1	64.0	60.0
Avg. Dist. to Rail [m]	5.1	2.7	2.8	3.4	3.4	7.2	8.3
Avg. Stride Freq. [Hz]	2.2	2.2	2.2	2.2	2.3	2.3	2.3
Avg. Stride Length [m]	6.6	7.7	7.7	7.7	7.5	7.4	7.0



- [] Ranking at each section and finish
- .-.- No data available at this section
- NA No data available



Horse/Jockey Name	Warby
Final Rank	7
Fastest Section Time (Section)	0:11.42 (400m)
Top Speed [km/h] (Section)	64.7 (400m)
Race State	Finished



Eagle Farm QLD Professional

Race 2: HKJC BENCHMARK 78 Handicap - 1400m

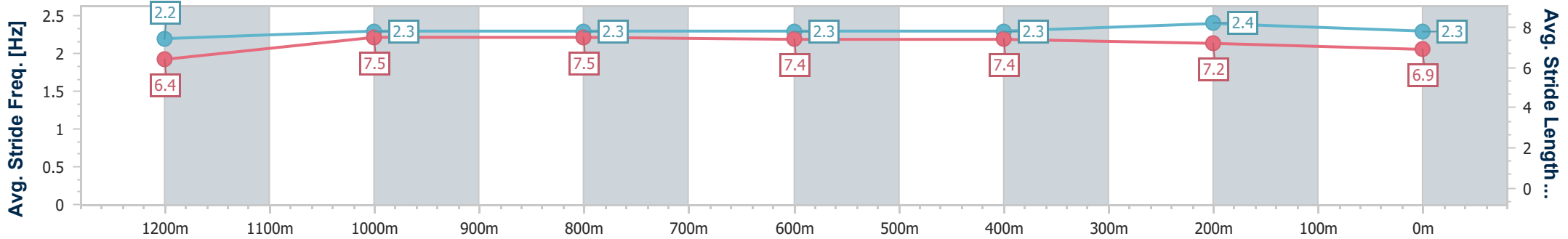
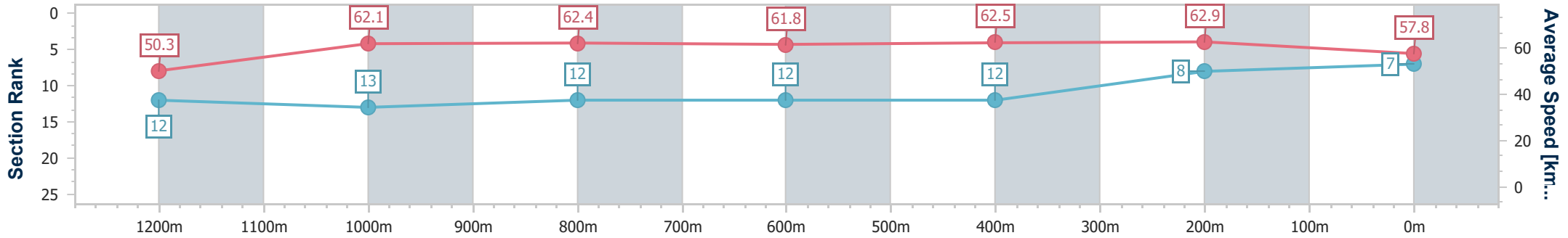
01 June 2024 - 12:20

Track Rating: Soft 6, Weather: Overcast, Rail Position: True Entire Course



BRISBANE RACING CLUB

Section	Overall	1200m	1000m	800m	600m	400m	200m
Section Times	1:25.28 [7] (0:14.40)	1:10.88 [12] (0:11.60)	0:59.28 [13] (0:11.72)	0:47.56 [12] (0:11.85)	0:35.71 [12] (0:11.83)	0:23.88 [12] (0:11.42)	0:12.46 [8] (0:12.46)
Average Speed [km/h]	50.3	62.1	62.4	61.8	62.5	62.9	57.8
Top Speed [km/h]	62.8	63.0	63.6	63.0	64.5	64.7	61.7
Avg. Dist. to Rail [m]	8.1	4.8	3.3	3.4	5.0	12.0	11.2
Avg. Stride Freq. [Hz]	2.2	2.3	2.3	2.3	2.3	2.4	2.3
Avg. Stride Length [m]	6.4	7.5	7.5	7.4	7.4	7.2	6.9



- [] Ranking at each section and finish
- .-.- No data available at this section
- NA No data available



Horse/Jockey Name	Hollywood North
Final Rank	8
Fastest Section Time (Section)	0:11.42 (1200m)
Top Speed [km/h] (Section)	64.2 (Overall)
Race State	Finished



Eagle Farm QLD Professional

Race 2: HKJC BENCHMARK 78 Handicap - 1400m

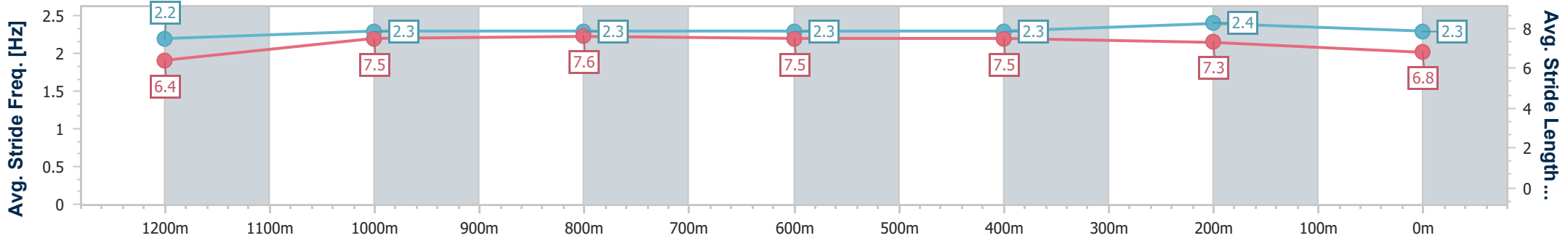
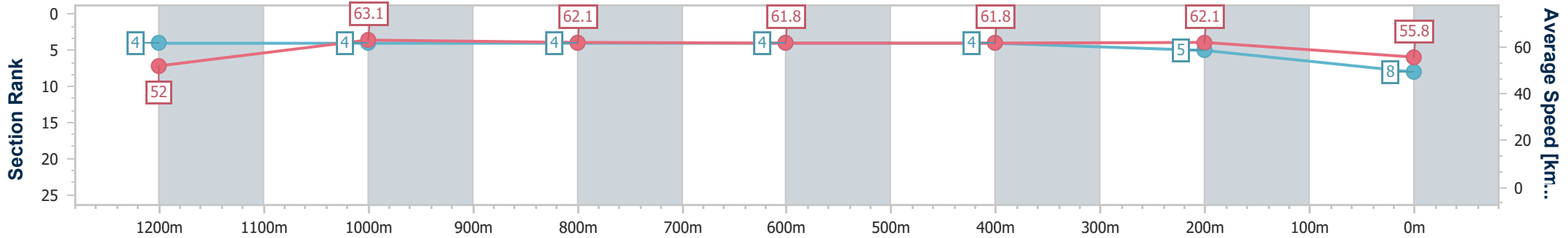
01 June 2024 - 12:20

Track Rating: Soft 6, Weather: Overcast, Rail Position: True Entire Course



BRISBANE RACING CLUB

Section	Overall	1200m	1000m	800m	600m	400m	200m
Section Times	1:25.36 [8] (0:13.91)	1:11.45 [4] (0:11.42)	1:00.03 [4] (0:11.73)	0:48.30 [4] (0:11.87)	0:36.43 [4] (0:11.96)	0:24.47 [4] (0:11.59)	0:12.88 [5] (0:12.88)
Average Speed [km/h]	52.0	63.1	62.1	61.8	61.8	62.1	55.8
Top Speed [km/h]	64.2	63.6	62.8	62.2	62.5	63.3	59.6
Avg. Dist. to Rail [m]	4.1	2.2	2.7	3.9	5.2	10.0	8.9
Avg. Stride Freq. [Hz]	2.2	2.3	2.3	2.3	2.3	2.4	2.3
Avg. Stride Length [m]	6.4	7.5	7.6	7.5	7.5	7.3	6.8



- [] Ranking at each section and finish
- .-.- No data available at this section
- NA No data available



Horse/Jockey Name	Our Magnus
Final Rank	9
Fastest Section Time (Section)	0:11.54 (1200m)
Top Speed [km/h] (Section)	64.0 (1200m)
Race State	Finished



Eagle Farm QLD Professional

Race 2: HKJC BENCHMARK 78 Handicap - 1400m

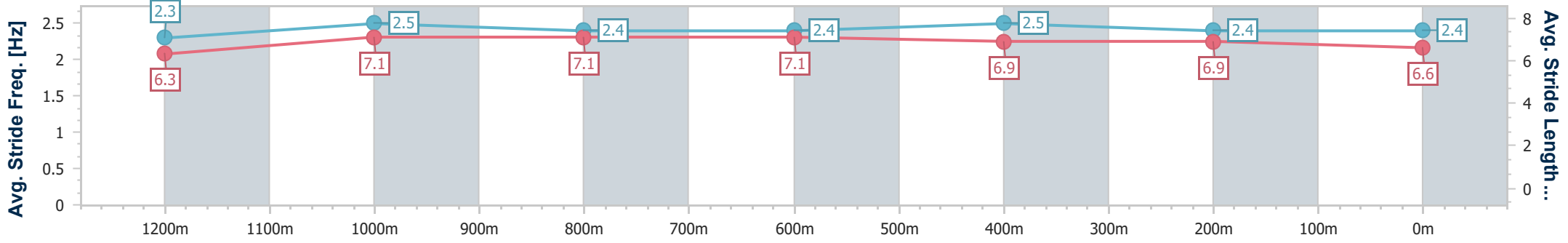
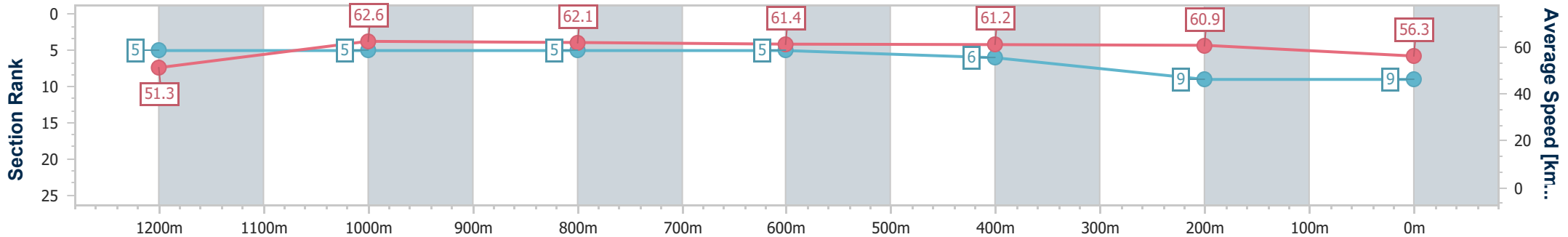
01 June 2024 - 12:20

Track Rating: Soft 6, Weather: Overcast, Rail Position: True Entire Course



BRISBANE RACING CLUB

Section	Overall	1200m	1000m	800m	600m	400m	200m
Section Times	1:25.68 [9] (0:14.04)	1:11.64 [5] (0:11.54)	1:00.10 [5] (0:11.67)	0:48.43 [5] (0:11.84)	0:36.59 [5] (0:11.96)	0:24.63 [6] (0:11.81)	0:12.82 [9] (0:12.82)
Average Speed [km/h]	51.3	62.6	62.1	61.4	61.2	60.9	56.3
Top Speed [km/h]	63.6	64.0	63.0	62.8	62.6	62.4	59.2
Avg. Dist. to Rail [m]	2.6	2.3	1.5	2.5	3.0	5.8	7.8
Avg. Stride Freq. [Hz]	2.3	2.5	2.4	2.4	2.5	2.4	2.4
Avg. Stride Length [m]	6.3	7.1	7.1	7.1	6.9	6.9	6.6



- [] Ranking at each section and finish
- .-.- No data available at this section
- NA No data available



Horse/Jockey Name	Madame Odette
Final Rank	10
Fastest Section Time (Section)	0:11.61 (1200m)
Top Speed [km/h] (Section)	63.0 (1200m)
Race State	Finished



Eagle Farm QLD Professional

Race 2: HKJC BENCHMARK 78 Handicap - 1400m

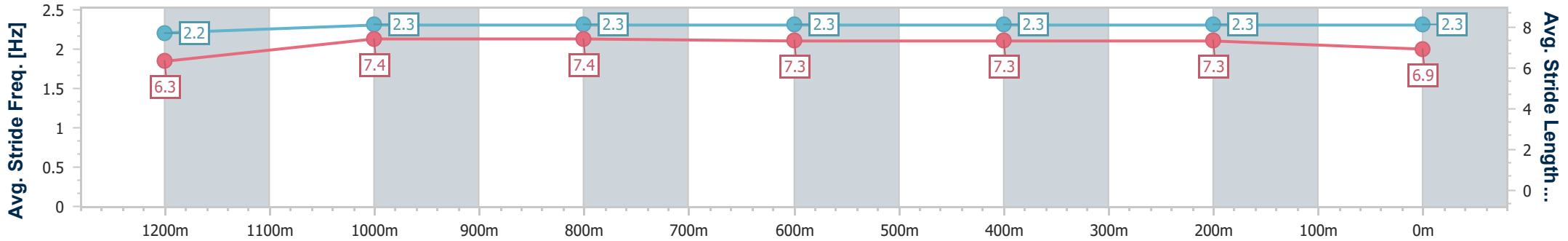
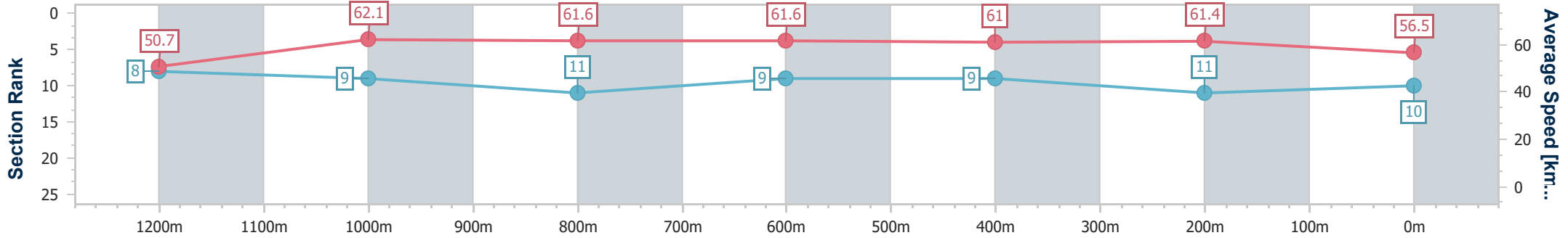
01 June 2024 - 12:20

Track Rating: Soft 6, Weather: Overcast, Rail Position: True Entire Course



BRISBANE RACING CLUB

Section	Overall	1200m	1000m	800m	600m	400m	200m
Section Times	1:25.69 [10] (0:14.18)	1:11.51 [8] (0:11.61)	0:59.90 [9] (0:11.76)	0:48.14 [11] (0:11.79)	0:36.35 [9] (0:11.87)	0:24.48 [9] (0:11.74)	0:12.74 [11] (0:12.74)
Average Speed [km/h]	50.7	62.1	61.6	61.6	61.0	61.4	56.5
Top Speed [km/h]	62.9	63.0	63.0	62.8	62.0	63.0	59.2
Avg. Dist. to Rail [m]	1.7	1.7	1.4	1.6	1.5	6.0	7.2
Avg. Stride Freq. [Hz]	2.2	2.3	2.3	2.3	2.3	2.3	2.3
Avg. Stride Length [m]	6.3	7.4	7.4	7.3	7.3	7.3	6.9



- [] Ranking at each section and finish
- .-.- No data available at this section
- NA No data available



Horse/Jockey Name	Starzam
Final Rank	11
Fastest Section Time (Section)	0:11.52 (1200m)
Top Speed [km/h] (Section)	65.4 (600m)
Race State	Finished



Eagle Farm QLD Professional

Race 2: HKJC BENCHMARK 78 Handicap - 1400m

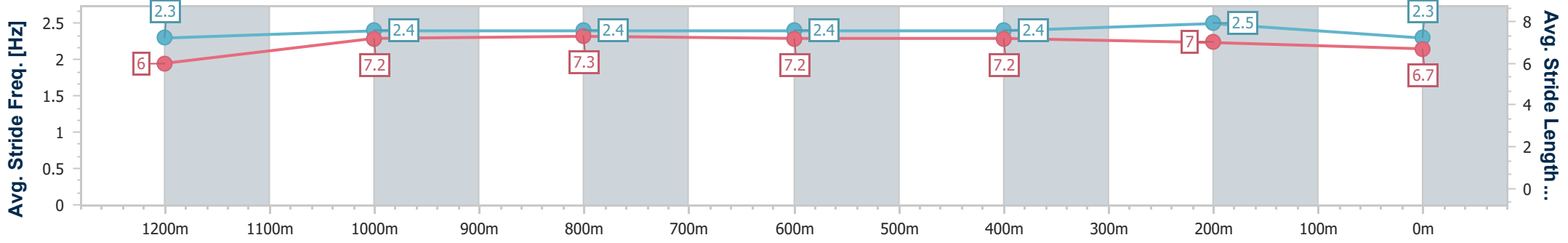
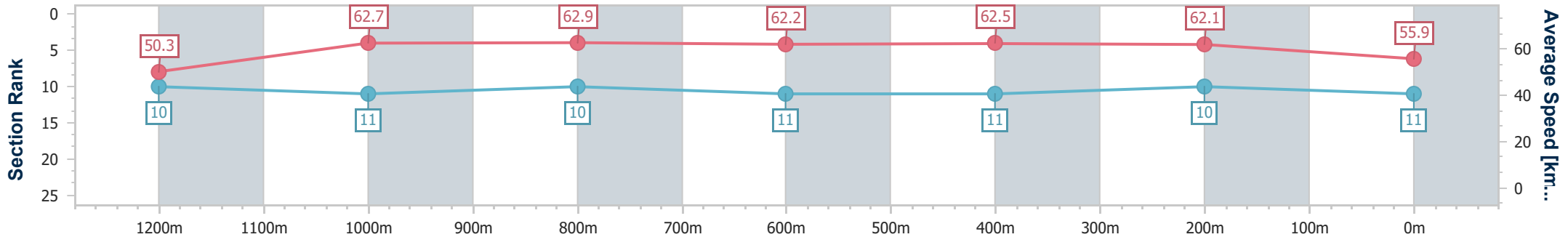
01 June 2024 - 12:20

Track Rating: Soft 6, Weather: Overcast, Rail Position: True Entire Course



BRISBANE RACING CLUB

Section	Overall	1200m	1000m	800m	600m	400m	200m
Section Times	1:25.76 [11] (0:14.33)	1:11.43 [10] (0:11.52)	0:59.91 [11] (0:11.66)	0:48.25 [10] (0:11.92)	0:36.33 [11] (0:11.87)	0:24.46 [11] (0:11.57)	0:12.89 [10] (0:12.89)
Average Speed [km/h]	50.3	62.7	62.9	62.2	62.5	62.1	55.9
Top Speed [km/h]	62.9	63.9	64.7	64.4	65.4	63.9	59.9
Avg. Dist. to Rail [m]	3.4	2.1	4.0	5.4	6.3	11.2	12.1
Avg. Stride Freq. [Hz]	2.3	2.4	2.4	2.4	2.4	2.5	2.3
Avg. Stride Length [m]	6.0	7.2	7.3	7.2	7.2	7.0	6.7



- [] Ranking at each section and finish
- .-.- No data available at this section
- NA No data available



Horse/Jockey Name	Blacklog
Final Rank	12
Fastest Section Time (Section)	0:11.43 (1200m)
Top Speed [km/h] (Section)	64.4 (1200m)
Race State	Finished



Eagle Farm QLD Professional

Race 2: HKJC BENCHMARK 78 Handicap - 1400m

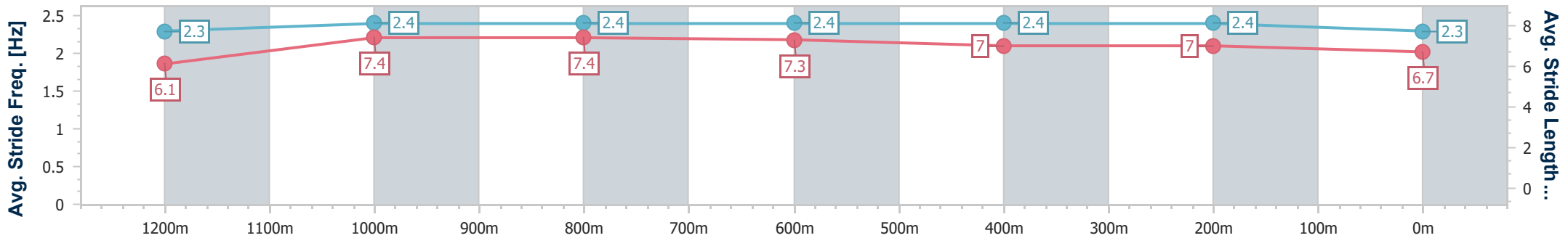
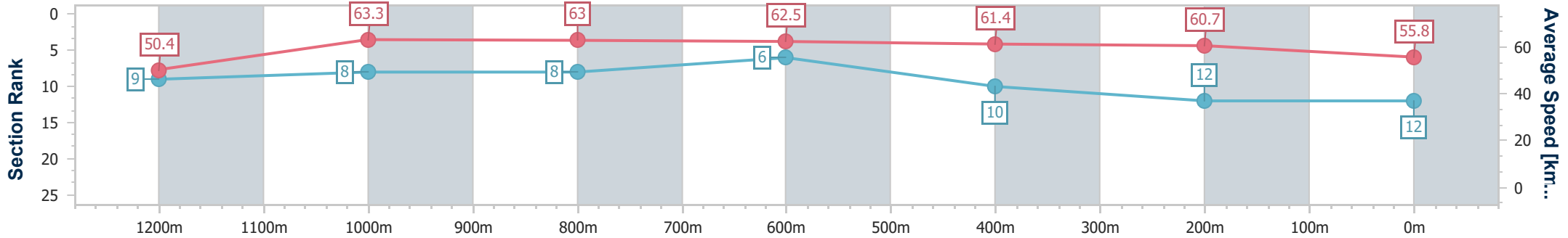
01 June 2024 - 12:20

Track Rating: Soft 6, Weather: Overcast, Rail Position: True Entire Course



BRISBANE RACING CLUB

Section	Overall	1200m	1000m	800m	600m	400m	200m
Section Times	1:25.98 [12] (0:14.31)	1:11.67 [9] (0:11.43)	1:00.24 [8] (0:11.67)	0:48.57 [8] (0:11.77)	0:36.80 [6] (0:12.04)	0:24.76 [10] (0:11.86)	0:12.90 [12] (0:12.90)
Average Speed [km/h]	50.4	63.3	63.0	62.5	61.4	60.7	55.8
Top Speed [km/h]	63.6	64.4	63.7	63.7	62.8	62.8	59.3
Avg. Dist. to Rail [m]	9.2	5.3	4.2	4.9	5.1	10.9	11.7
Avg. Stride Freq. [Hz]	2.3	2.4	2.4	2.4	2.4	2.4	2.3
Avg. Stride Length [m]	6.1	7.4	7.4	7.3	7.0	7.0	6.7



- [] Ranking at each section and finish
- .-.- No data available at this section
- NA No data available



Horse/Jockey Name	Centre Bounce
Final Rank	13
Fastest Section Time (Section)	0:11.57 (400m)
Top Speed [km/h] (Section)	64.6 (400m)
Race State	Finished



Eagle Farm QLD Professional

Race 2: HKJC BENCHMARK 78 Handicap - 1400m

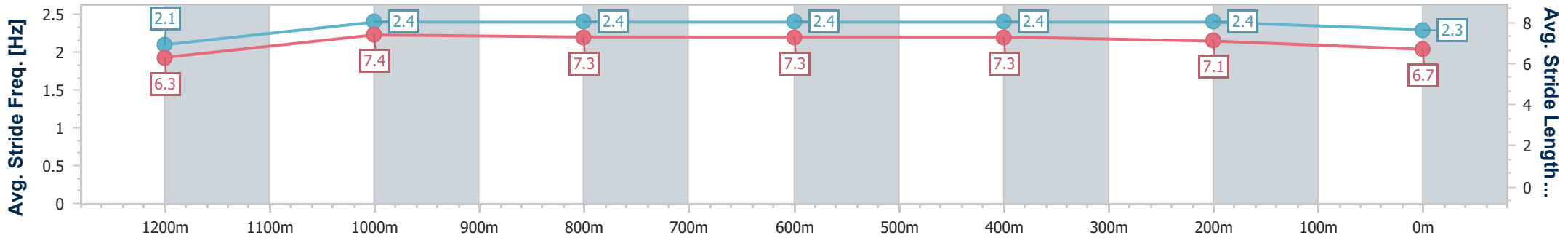
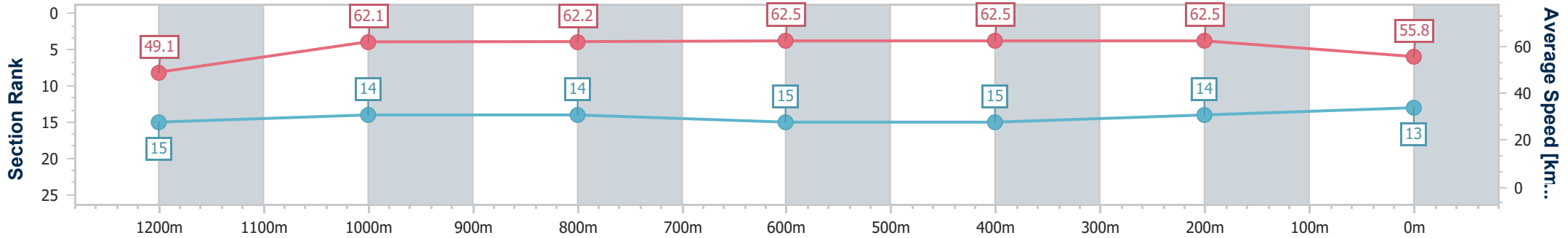
01 June 2024 - 12:20

Track Rating: Soft 6, Weather: Overcast, Rail Position: True Entire Course



BRISBANE RACING CLUB

Section	Overall	1200m	1000m	800m	600m	400m	200m
Section Times	1:26.31 [13] (0:14.72)	1:11.59 [15] (0:11.61)	0:59.98 [14] (0:11.64)	0:48.34 [14] (0:11.87)	0:36.47 [15] (0:12.00)	0:24.47 [15] (0:11.57)	0:12.90 [14] (0:12.90)
Average Speed [km/h]	49.1	62.1	62.2	62.5	62.5	62.5	55.8
Top Speed [km/h]	63.6	62.9	64.2	63.7	63.3	64.6	60.0
Avg. Dist. to Rail [m]	6.6	1.0	1.8	6.1	8.3	13.3	12.0
Avg. Stride Freq. [Hz]	2.1	2.4	2.4	2.4	2.4	2.4	2.3
Avg. Stride Length [m]	6.3	7.4	7.3	7.3	7.3	7.1	6.7



- [] Ranking at each section and finish
- .-.- No data available at this section
- NA No data available



Horse/Jockey Name	Party For One
Final Rank	14
Fastest Section Time (Section)	0:11.53 (1200m)
Top Speed [km/h] (Section)	63.7 (1200m)
Race State	Finished



Eagle Farm QLD Professional

Race 2: HKJC BENCHMARK 78 Handicap - 1400m

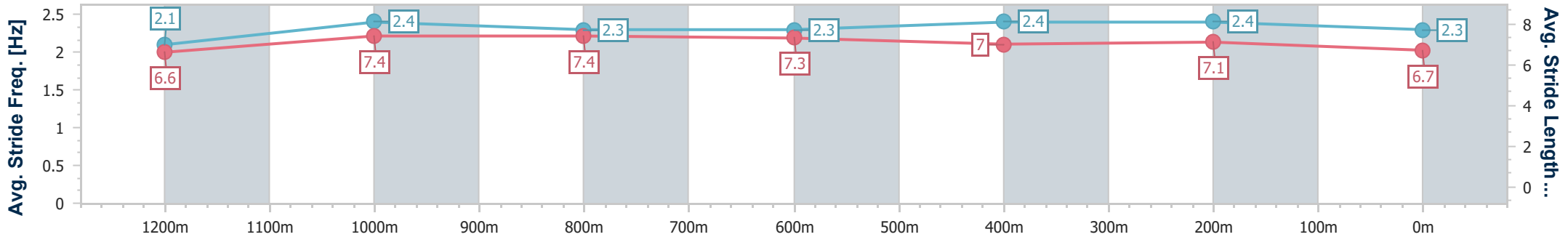
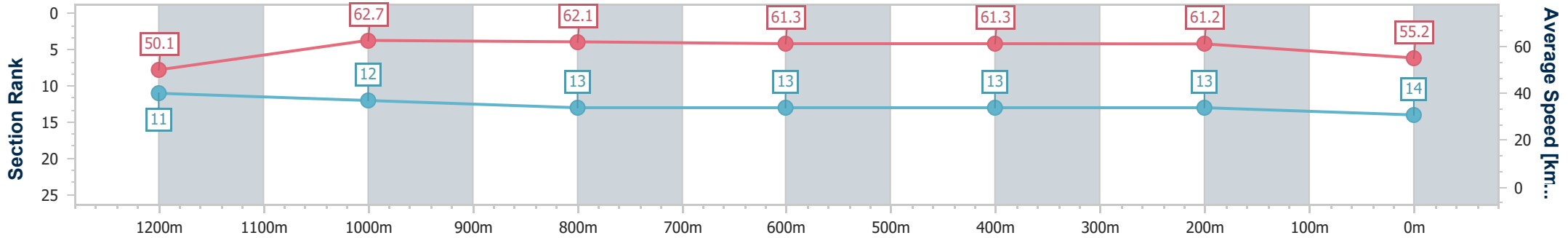
01 June 2024 - 12:20

Track Rating: Soft 6, Weather: Overcast, Rail Position: True Entire Course



BRISBANE RACING CLUB

Section	Overall	1200m	1000m	800m	600m	400m	200m
Section Times	1:26.32 [14] (0:14.37)	1:11.95 [11] (0:11.53)	1:00.42 [12] (0:11.83)	0:48.59 [13] (0:11.88)	0:36.71 [13] (0:11.88)	0:24.83 [13] (0:11.76)	0:13.07 [13] (0:13.07)
Average Speed [km/h]	50.1	62.7	62.1	61.3	61.3	61.2	55.2
Top Speed [km/h]	62.5	63.7	62.6	62.9	62.3	62.6	59.3
Avg. Dist. to Rail [m]	5.5	3.8	3.9	3.2	2.1	5.9	6.8
Avg. Stride Freq. [Hz]	2.1	2.4	2.3	2.3	2.4	2.4	2.3
Avg. Stride Length [m]	6.6	7.4	7.4	7.3	7.0	7.1	6.7



- [] Ranking at each section and finish
- .-.- No data available at this section
- NA No data available



Horse/Jockey Name	Phaistos
Final Rank	15
Fastest Section Time (Section)	0:11.70 (800m)
Top Speed [km/h] (Section)	63.3 (800m)
Race State	Finished



Eagle Farm QLD Professional

Race 2: HKJC BENCHMARK 78 Handicap - 1400m

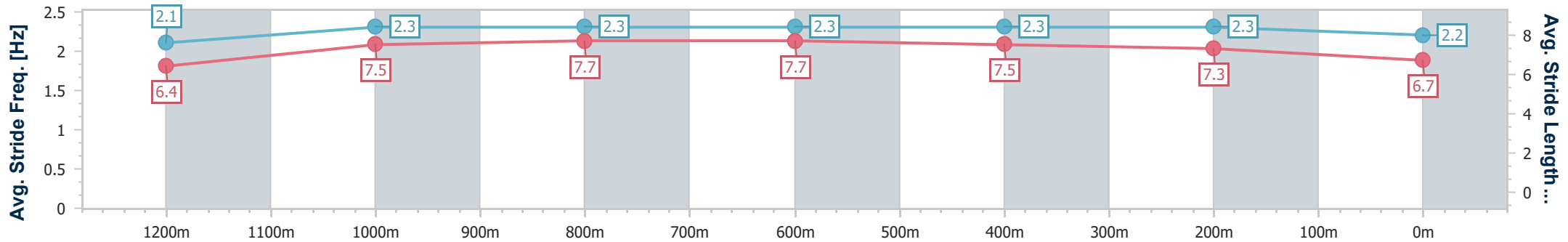
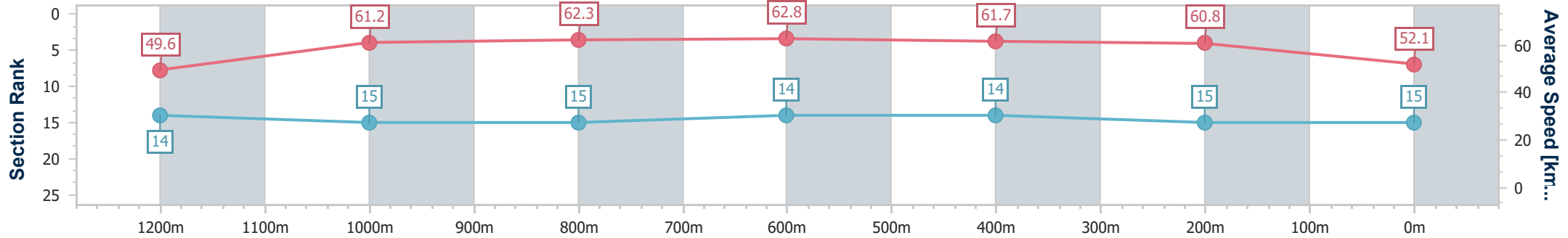
01 June 2024 - 12:20

Track Rating: Soft 6, Weather: Overcast, Rail Position: True Entire Course



BRISBANE RACING CLUB

Section	Overall	1200m	1000m	800m	600m	400m	200m
Section Times	1:27.32 [15] (0:14.59)	1:12.73 [14] (0:11.77)	1:00.96 [15] (0:11.75)	0:49.21 [15] (0:11.70)	0:37.51 [14] (0:11.88)	0:25.63 [14] (0:11.79)	0:13.84 [15] (0:13.84)
Average Speed [km/h]	49.6	61.2	62.3	62.8	61.7	60.8	52.1
Top Speed [km/h]	62.1	62.1	62.9	63.3	62.1	62.5	57.8
Avg. Dist. to Rail [m]	8.9	3.9	3.8	3.5	3.4	7.8	7.6
Avg. Stride Freq. [Hz]	2.1	2.3	2.3	2.3	2.3	2.3	2.2
Avg. Stride Length [m]	6.4	7.5	7.7	7.7	7.5	7.3	6.7



- [] Ranking at each section and finish
- .-.- No data available at this section
- NA No data available



Eagle Farm QLD Professional

Race 3: LIVING TURF PREMIER'S CUP - 2400m



BRISBANE
RACING CLUB

01 June 2024 - 12:55

Track Rating: Soft 6, Weather: Overcast, Rail Position: True Entire Course

Section		Overall	2200m	2000m	1800m	1600m	1400m	1200m	Last 600m				
Field Times		2:30.80 (0:13.68)	2:17.12 (0:11.47)	2:05.65 (0:12.04)	1:53.61 (0:12.21)	1:41.40 (0:12.62)	1:28.78 (0:12.71)	1:16.07 (0:12.73)	0:38.01				
Rank	TAB Horse/Jockey	Barrier	Top Speed [km/h]	Fastest Section									Distance Travelled [m]
1	6 HEZASHOCKA Jamie Kah	3	63.7 2200m	0:11.66 2200m	2:30.80 [1] (0:13.74)	2:17.06 [3] (0:11.66)	2:05.40 [4] (0:12.52)	1:52.88 [6] (0:12.49)	1:40.39 [6] (0:12.39)	1:28.00 [6] (0:12.60)	1:15.40 [6] (0:12.58)	0:37.54	
2	9 ALEGRON Dylan Gibbons	5	62.9 2200m	0:11.95 800m	2:30.91 [2] (0:14.44)	2:16.47 [13] (0:12.08)	2:04.39 [13] (0:12.77)	1:51.62 [13] (0:12.29)	1:39.33 [13] (0:12.43)	1:26.90 [13] (0:12.62)	1:14.28 [13] (0:12.56)	0:37.42	-1
3	5 GOLDMAN Regan Bayliss	8	64.8 Overall	0:11.52 2200m	2:31.93 [3] (0:13.75)	2:18.18 [4] (0:11.52)	2:06.66 [3] (0:12.11)	1:54.55 [3] (0:12.19)	1:42.36 [2] (0:12.54)	1:29.82 [2] (0:12.70)	1:17.12 [2] (0:12.71)	0:39.07	-3
4	4 CAPTAIN ENVIOUS Michael Dee	17	63.4 Overall	0:12.16 2200m	2:32.29 [4] (0:14.07)	2:18.22 [9] (0:12.16)	2:06.06 [12] (0:12.70)	1:53.36 [12] (0:12.54)	1:40.82 [12] (0:12.38)	1:28.44 [12] (0:12.50)	1:15.94 [12] (0:12.51)	0:38.50	-10
5	13 BONNY EZRA Jim Byrne	2	64.0 Overall	0:11.80 2200m	2:32.43 [5] (0:13.94)	2:18.49 [8] (0:11.80)	2:06.69 [8] (0:12.37)	1:54.32 [7] (0:12.51)	1:41.81 [7] (0:12.47)	1:29.34 [7] (0:12.64)	1:16.70 [7] (0:12.58)	0:38.82	-8
6	10 DUNE FORTY FIVE Kyle Wilson-Taylor	18	63.0 2200m	0:11.87 2200m	2:32.55 [6] (0:14.11)	2:18.44 [10] (0:11.87)	2:06.57 [11] (0:12.48)	1:54.09 [9] (0:12.52)	1:41.57 [10] (0:12.61)	1:28.96 [11] (0:12.71)	1:16.25 [11] (0:12.56)	0:38.77	+1
7	14 LONDON BANKER Ron Stewart	12	64.3 2200m	0:11.78 2200m	2:32.55 [7] (0:14.15)	2:18.40 [11] (0:11.78)	2:06.62 [9] (0:12.60)	1:54.02 [11] (0:12.40)	1:41.62 [9] (0:12.48)	1:29.14 [9] (0:12.61)	1:16.53 [9] (0:12.58)	0:38.82	-5
8	12 REGAL LION Tyler Schiller	9	62.7 Overall	0:11.88 2200m	2:32.96 [8] (0:13.84)	2:19.12 [5] (0:11.88)	2:07.24 [7] (0:12.56)	1:54.68 [8] (0:12.49)	1:42.19 [8] (0:12.43)	1:29.76 [8] (0:12.58)	1:17.18 [8] (0:12.57)	0:39.41	-2
9	2 KNIGHTS ORDER Adam Hyeronimus	15	64.2 2200m	0:11.52 2200m	2:33.01 [9] (0:13.70)	2:19.31 [2] (0:11.52)	2:07.79 [2] (0:11.97)	1:55.82 [1] (0:12.21)	1:43.61 [1] (0:12.62)	1:30.99 [1] (0:12.71)	1:18.28 [1] (0:12.73)	0:40.22	-3
10	17 TAPILDOODLEDO Craig Williams	16	62.4 2200m	0:12.10 2200m	2:33.30 [10] (0:14.62)	2:18.68 [14] (0:12.10)	2:06.58 [14] (0:12.83)	1:53.75 [14] (0:12.27)	1:41.48 [14] (0:12.39)	1:29.09 [14] (0:12.62)	1:16.47 [14] (0:12.64)	0:39.10	-2

Scratched: Spirit Ridge (#1), Sir Lucan (#8), Warning (#11)

Report Created: Sat 1 June 2024 13:13 GMT+10 (Note: Timing is based on position data)

Page 1/20

[] Ranking at each section and finish
 -:-:- No data available at this section
 NA No data available
 SCN Saddle cloth number
 DNF Did not finish
 DNT Did not track

data processed by TRIPLES DATA



Eagle Farm QLD Professional

Race 3: LIVING TURF PREMIER'S CUP - 2400m

01 June 2024 - 12:55



BRISBANE
RACING CLUB

Track Rating: Soft 6, Weather: Overcast, Rail Position: True Entire Course

Section		Overall	2200m	2000m	1800m	1600m	1400m	1200m	Last 600m					
Field Times		2:30.80 (0:13.68)	2:17.12 (0:11.47)	2:05.65 (0:12.04)	1:53.61 (0:12.21)	1:41.40 (0:12.62)	1:28.78 (0:12.71)	1:16.07 (0:12.73)	0:38.01					
Rank	TAB Horse/Jockey	Barrier	Top Speed [km/h]	Fastest Section										Distance Travelled [m]
11	16 RED WAVE Robbie Dolan	1	63.5 2200m	0:11.69 2200m	2:33.91 [11] (0:13.85)	2:20.06 [6] (0:11.69)	2:08.37 [5] (0:12.30)	1:56.07 [5] (0:12.40)	1:43.67 [5] (0:12.48)	1:31.19 [5] (0:12.66)	1:18.53 [5] (0:12.61)	0:40.42	-12	
12	3 SELINO Nash Rawiller	7	60.7 2200m	0:12.21 1600m	2:34.01 [12] (0:14.76)	2:19.25 [15] (0:12.28)	2:06.97 [15] (0:12.83)	1:54.14 [15] (0:12.43)	1:41.71 [15] (0:12.21)	1:29.50 [15] (0:12.54)	1:16.96 [15] (0:12.50)	0:39.41	-12	
13	18 OSTERMEIER Cejay Graham	10	61.0 1600m	0:12.10 1600m	2:34.62 [13] (0:15.00)	2:19.62 [16] (0:12.18)	2:07.44 [16] (0:12.88)	1:54.56 [16] (0:12.40)	1:42.16 [16] (0:12.10)	1:30.06 [16] (0:12.50)	1:17.56 [16] (0:12.77)	0:39.77	-7	
14	15 DOUBLE CHERRY Damien Thornton	6	64.3 Overall	0:11.47 2200m	2:35.50 [14] (0:13.68)	2:21.82 [1] (0:11.47)	2:10.35 [1] (0:12.22)	1:58.13 [2] (0:12.39)	1:45.74 [3] (0:12.66)	1:33.08 [3] (0:12.67)	1:20.41 [3] (0:12.66)	0:42.17	-10	
15	19 TAPPY'S LAD Trudy Thornton	4	64.7 2200m	0:11.76 2200m	2:35.60 [15] (0:14.22)	2:21.38 [12] (0:11.76)	2:09.62 [10] (0:12.53)	1:57.09 [10] (0:12.50)	1:44.59 [11] (0:12.42)	1:32.17 [10] (0:12.65)	1:19.52 [10] (0:12.67)	0:41.05	-13	
16	7 KING FRANKEL Jason Collett	14	63.3 2200m	0:11.63 2200m	2:35.74 [16] (0:13.93)	2:21.81 [7] (0:11.63)	2:10.18 [6] (0:12.09)	1:58.09 [4] (0:12.45)	1:45.64 [4] (0:12.45)	1:33.19 [4] (0:12.59)	1:20.60 [4] (0:12.61)	0:42.60	-2	

Scratched: Spirit Ridge (#1), Sir Lucan (#8), Warning (#11)

[] Ranking at each section and finish
 -:-:- No data available at this section
 NA No data available

SCN Saddle cloth number
 DNF Did not finish
 DNT Did not track



Eagle Farm QLD Professional
Race 3: LIVING TURF PREMIER'S CUP - 2400m
01 June 2024 - 12:55



BRISBANE
RACING CLUB

Track Rating: Soft 6, Weather: Overcast, Rail Position: True Entire Course

Section		1000m	800m	600m	400m	200m	Last 600m					
Field Times		1:03.34 (0:12.80)	0:50.54 (0:12.53)	0:38.01 (0:12.57)	0:25.44 (0:12.29)	0:13.15 (0:13.15)	0:38.01					
Rank	TAB Horse/Jockey	Barrier	Top Speed [km/h]	Fastest Section	Margin					Distance Travelled [m]		
1	6 HEZASHOCKA Jamie Kah	3	63.7 2200m	0:11.66 2200m	1:02.82 [5] (0:12.84)	0:49.98 [6] (0:12.44)	0:37.54 [4] (0:12.27)	0:25.27 [2] (0:12.12)	0:13.15 [1] (0:13.15)	2:30.80	0:37.54	
2	9 ALEGRON Dylan Gibbons	5	62.9 2200m	0:11.95 800m	1:01.72 [13] (0:12.35)	0:49.37 [11] (0:11.95)	0:37.42 [6] (0:12.16)	0:25.26 [4] (0:12.17)	0:13.09 [2] (0:13.09)	0.66L	0:37.42	-1
3	5 GOLDMAN Regan Bayliss	8	64.8 Overall	0:11.52 2200m	1:04.41 [2] (0:12.83)	0:51.58 [2] (0:12.51)	0:39.07 [2] (0:12.50)	0:26.57 [1] (0:12.82)	0:13.75 [3] (0:13.75)	6.64L	0:39.07	-3
4	4 CAPTAIN ENVIOUS Michael Dee	17	63.4 Overall	0:12.16 2200m	1:03.43 [11] (0:12.70)	0:50.73 [12] (0:12.23)	0:38.50 [12] (0:12.50)	0:26.00 [10] (0:12.59)	0:13.41 [6] (0:13.41)	8.78L	0:38.50	-10
5	13 BONNY EZRA Jim Byrne	2	64.0 Overall	0:11.80 2200m	1:04.12 [7] (0:12.83)	0:51.29 [7] (0:12.47)	0:38.82 [9] (0:12.35)	0:26.47 [5] (0:12.82)	0:13.65 [5] (0:13.65)	9.57L	0:38.82	-8
6	10 DUNE FORTY FIVE Kyle Wilson-Taylor	18	63.0 2200m	0:11.87 2200m	1:03.69 [12] (0:12.64)	0:51.05 [10] (0:12.28)	0:38.77 [11] (0:12.47)	0:26.30 [9] (0:12.70)	0:13.60 [9] (0:13.60)	10.28L	0:38.77	+1
7	14 LONDON BANKER Ron Stewart	12	64.3 2200m	0:11.78 2200m	1:03.95 [9] (0:12.75)	0:51.20 [9] (0:12.38)	0:38.82 [10] (0:12.43)	0:26.39 [8] (0:12.79)	0:13.60 [8] (0:13.60)	10.3L	0:38.82	-5
8	12 REGAL LION Tyler Schiller	9	62.7 Overall	0:11.88 2200m	1:04.61 [8] (0:12.84)	0:51.77 [8] (0:12.36)	0:39.41 [8] (0:12.47)	0:26.94 [7] (0:12.87)	0:14.07 [7] (0:14.07)	12.71L	0:39.41	-2
9	2 KNIGHTS ORDER Adam Hyeronimus	15	64.2 2200m	0:11.52 2200m	1:05.55 [1] (0:12.80)	0:52.75 [1] (0:12.53)	0:40.22 [1] (0:12.76)	0:27.46 [3] (0:13.15)	0:14.31 [4] (0:14.31)	12.97L	0:40.22	-3
10	17 TAPILDOODLEDO Craig Williams	16	62.4 2200m	0:12.10 2200m	1:03.83 [14] (0:12.37)	0:51.46 [14] (0:12.36)	0:39.10 [13] (0:12.55)	0:26.55 [13] (0:12.73)	0:13.82 [10] (0:13.82)	14.72L	0:39.10	-2

Scratched: Spirit Ridge (#1), Sir Lucan (#8), Warning (#11)

[] Ranking at each section and finish
 -:-:- No data available at this section
 NA No data available

SCN Saddle cloth number
 DNF Did not finish
 DNT Did not track



Eagle Farm QLD Professional
Race 3: LIVING TURF PREMIER'S CUP - 2400m
01 June 2024 - 12:55



BRISBANE
RACING CLUB

Track Rating: Soft 6, Weather: Overcast, Rail Position: True Entire Course

Section		1000m	800m	600m	400m	200m	Last 600m					
Field Times		1:03.34 (0:12.80)	0:50.54 (0:12.53)	0:38.01 (0:12.57)	0:25.44 (0:12.29)	0:13.15 (0:13.15)	0:38.01					
Rank	TAB Horse/Jockey	Barrier	Top Speed [km/h]	Fastest Section	Margin					Distance Travelled [m]		
11	16 RED WAVE Robbie Dolan	1	63.5 2200m	0:11.69 2200m	1:05.92 [6] (0:12.82)	0:53.10 [5] (0:12.68)	0:40.42 [7] (0:13.00)	0:27.42 [12] (0:13.20)	0:14.22 [12] (0:14.22)	18.27L	0:40.42	-12
12	3 SELINO Nash Rawiller	7	60.7 2200m	0:12.21 1600m	1:04.46 [15] (0:12.41)	0:52.05 [15] (0:12.64)	0:39.41 [15] (0:12.85)	0:26.56 [14] (0:12.80)	0:13.76 [14] (0:13.76)	18.86L	0:39.41	-12
13	18 OSTERMEIER Cejay Graham	10	61.0 1600m	0:12.10 1600m	1:04.79 [16] (0:12.40)	0:52.39 [16] (0:12.62)	0:39.77 [16] (0:12.72)	0:27.05 [15] (0:12.85)	0:14.20 [15] (0:14.20)	22.49L	0:39.77	-7
14	15 DOUBLE CHERRY Damien Thornton	6	64.3 Overall	0:11.47 2200m	1:07.75 [3] (0:12.90)	0:54.85 [4] (0:12.68)	0:42.17 [5] (0:13.07)	0:29.10 [11] (0:13.73)	0:15.37 [13] (0:15.37)	27.66L	0:42.17	-10
15	19 TAPPY'S LAD Trudy Thornton	4	64.7 2200m	0:11.76 2200m	1:06.85 [10] (0:12.84)	0:54.01 [13] (0:12.96)	0:41.05 [14] (0:13.25)	0:27.80 [16] (0:13.51)	0:14.29 [16] (0:14.29)	28.24L	0:41.05	-13
16	7 KING FRANKEL Jason Collett	14	63.3 2200m	0:11.63 2200m	1:07.99 [4] (0:12.80)	0:55.19 [3] (0:12.59)	0:42.60 [3] (0:12.88)	0:29.72 [6] (0:13.48)	0:16.24 [11] (0:16.24)	29.07L	0:42.60	-2

Scratched: Spirit Ridge (#1), Sir Lucan (#8), Warning (#11)

[] Ranking at each section and finish
 -:-:- No data available at this section
 NA No data available

SCN Saddle cloth number
 DNF Did not finish
 DNT Did not track



Horse/Jockey Name	Hezashocka
Final Rank	1
Fastest Section Time (Section)	0:11.66 (2200m)
Top Speed [km/h] (Section)	63.7 (2200m)
Race State	Finished

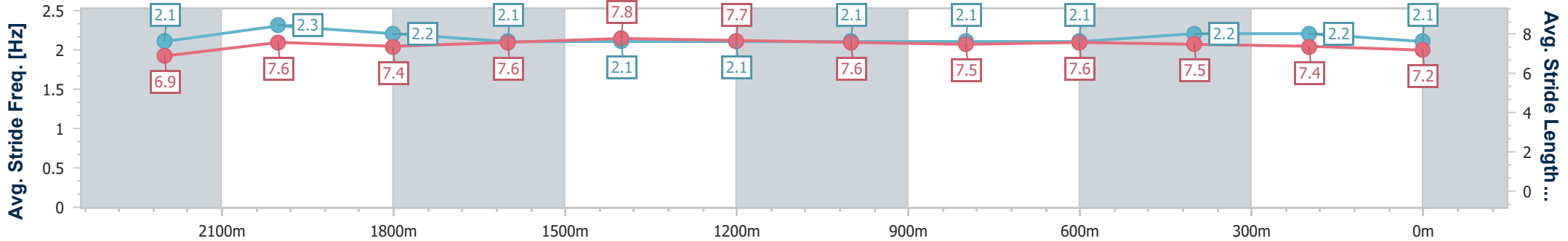
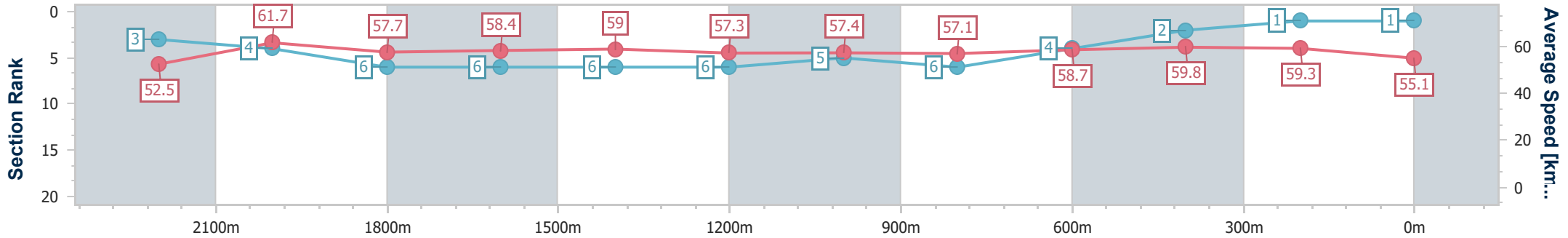


Eagle Farm QLD Professional
 Race 3: LIVING TURF PREMIER'S CUP - 2400m
 01 June 2024 - 12:55
 Track Rating: Soft 6, Weather: Overcast, Rail Position: True Entire Course



BRISBANE RACING CLUB

Section	Overall	2200m	2000m	1800m	1600m	1400m	1200m	1000m	800m	600m	400m	200m
Section Times	2:30.80 [1] (0:13.74)	2:17.06 [3] (0:11.66)	2:05.40 [4] (0:12.52)	1:52.88 [6] (0:12.49)	1:40.39 [6] (0:12.39)	1:28.00 [6] (0:12.60)	1:15.40 [6] (0:12.58)	1:02.82 [5] (0:12.84)	0:49.98 [6] (0:12.44)	0:37.54 [4] (0:12.27)	0:25.27 [2] (0:12.12)	0:13.15 [1] (0:13.15)
Average Speed [km/h]	52.5	61.7	57.7	58.4	59.0	57.3	57.4	57.1	58.7	59.8	59.3	55.1
Top Speed [km/h]	63.4	63.7	58.4	59.0	59.5	58.7	58.1	58.3	59.9	60.5	60.6	56.9
Avg. Dist. to Rail [m]	3.5	1.8	0.9	2.2	3.9	4.2	4.9	3.8	2.8	3.5	5.6	4.7
Avg. Stride Freq. [Hz]	2.1	2.3	2.2	2.1	2.1	2.1	2.1	2.1	2.1	2.2	2.2	2.1
Avg. Stride Length [m]	6.9	7.6	7.4	7.6	7.8	7.7	7.6	7.5	7.6	7.5	7.4	7.2



- [] Ranking at each section and finish
- .-.- No data available at this section
- NA No data available



Horse/Jockey Name	Alegron
Final Rank	2
Fastest Section Time (Section)	0:11.95 (800m)
Top Speed [km/h] (Section)	62.9 (2200m)
Race State	Finished

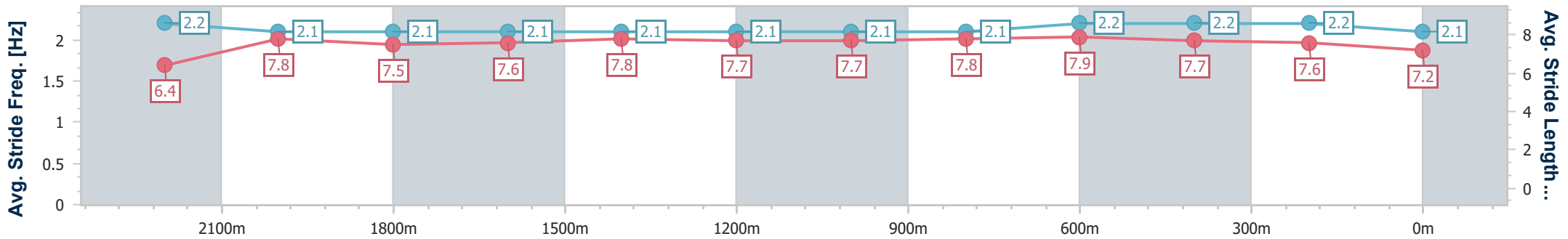
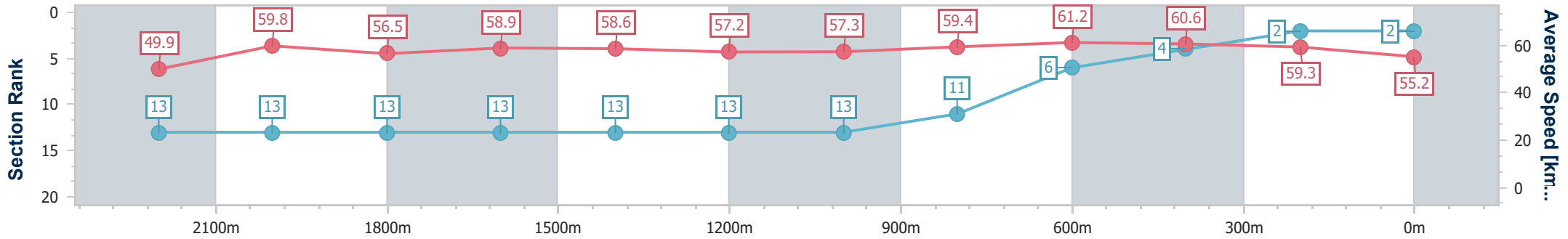


Eagle Farm QLD Professional
 Race 3: LIVING TURF PREMIER'S CUP - 2400m
 01 June 2024 - 12:55
 Track Rating: Soft 6, Weather: Overcast, Rail Position: True Entire Course



BRISBANE RACING CLUB

Section	Overall	2200m	2000m	1800m	1600m	1400m	1200m	1000m	800m	600m	400m	200m
Section Times	2:30.91 [2] (0:14.44)	2:16.47 [13] (0:12.08)	2:04.39 [13] (0:12.77)	1:51.62 [13] (0:12.29)	1:39.33 [13] (0:12.43)	1:26.90 [13] (0:12.62)	1:14.28 [13] (0:12.56)	1:01.72 [13] (0:12.35)	0:49.37 [11] (0:11.95)	0:37.42 [6] (0:12.16)	0:25.26 [4] (0:12.17)	0:13.09 [2] (0:13.09)
Average Speed [km/h]	49.9	59.8	56.5	58.9	58.6	57.2	57.3	59.4	61.2	60.6	59.3	55.2
Top Speed [km/h]	62.2	62.9	57.2	59.9	59.1	58.5	59.3	61.5	61.8	61.6	60.6	57.2
Avg. Dist. to Rail [m]	3.0	1.3	0.6	1.6	2.5	2.5	3.3	3.5	4.0	4.8	8.6	9.4
Avg. Stride Freq. [Hz]	2.2	2.1	2.1	2.1	2.1	2.1	2.1	2.1	2.2	2.2	2.2	2.1
Avg. Stride Length [m]	6.4	7.8	7.5	7.6	7.8	7.7	7.7	7.8	7.9	7.7	7.6	7.2



- [] Ranking at each section and finish
- .-.- No data available at this section
- NA No data available



Horse/Jockey Name	Goldman
Final Rank	3
Fastest Section Time (Section)	0:11.52 (2200m)
Top Speed [km/h] (Section)	64.8 (Overall)
Race State	Finished

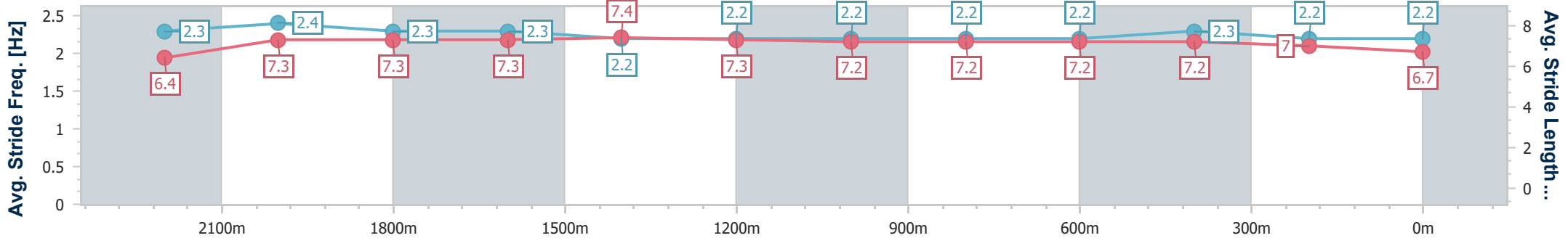
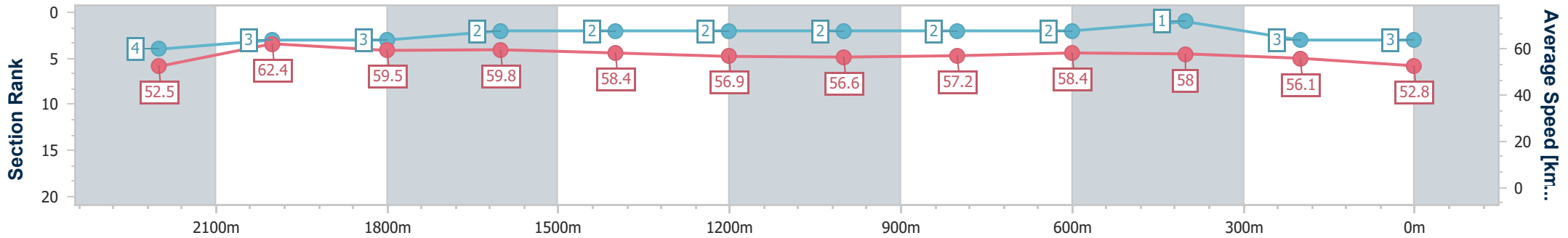


Eagle Farm QLD Professional
Race 3: LIVING TURF PREMIER'S CUP - 2400m



01 June 2024 - 12:55
Track Rating: Soft 6, Weather: Overcast, Rail Position: True Entire Course

Section	Overall	2200m	2000m	1800m	1600m	1400m	1200m	1000m	800m	600m	400m	200m
Section Times	2:31.93 [3] (0:13.75)	2:18.18 [4] (0:11.52)	2:06.66 [3] (0:12.11)	1:54.55 [3] (0:12.19)	1:42.36 [2] (0:12.54)	1:29.82 [2] (0:12.70)	1:17.12 [2] (0:12.71)	1:04.41 [2] (0:12.83)	0:51.58 [2] (0:12.51)	0:39.07 [2] (0:12.50)	0:26.57 [1] (0:12.82)	0:13.75 [3] (0:13.75)
Average Speed [km/h]	52.5	62.4	59.5	59.8	58.4	56.9	56.6	57.2	58.4	58.0	56.1	52.8
Top Speed [km/h]	64.8	64.3	61.0	60.7	59.7	57.5	57.5	58.6	58.9	58.7	57.5	54.9
Avg. Dist. to Rail [m]	5.6	1.9	0.8	2.3	4.4	4.2	4.4	3.6	2.9	1.4	3.7	4.8
Avg. Stride Freq. [Hz]	2.3	2.4	2.3	2.3	2.2	2.2	2.2	2.2	2.2	2.3	2.2	2.2
Avg. Stride Length [m]	6.4	7.3	7.3	7.3	7.4	7.3	7.2	7.2	7.2	7.2	7.0	6.7



- [] Ranking at each section and finish
- .-.- No data available at this section
- NA No data available



Horse/Jockey Name	Captain Envious
Final Rank	4
Fastest Section Time (Section)	0:12.16 (2200m)
Top Speed [km/h] (Section)	63.4 (Overall)
Race State	Finished



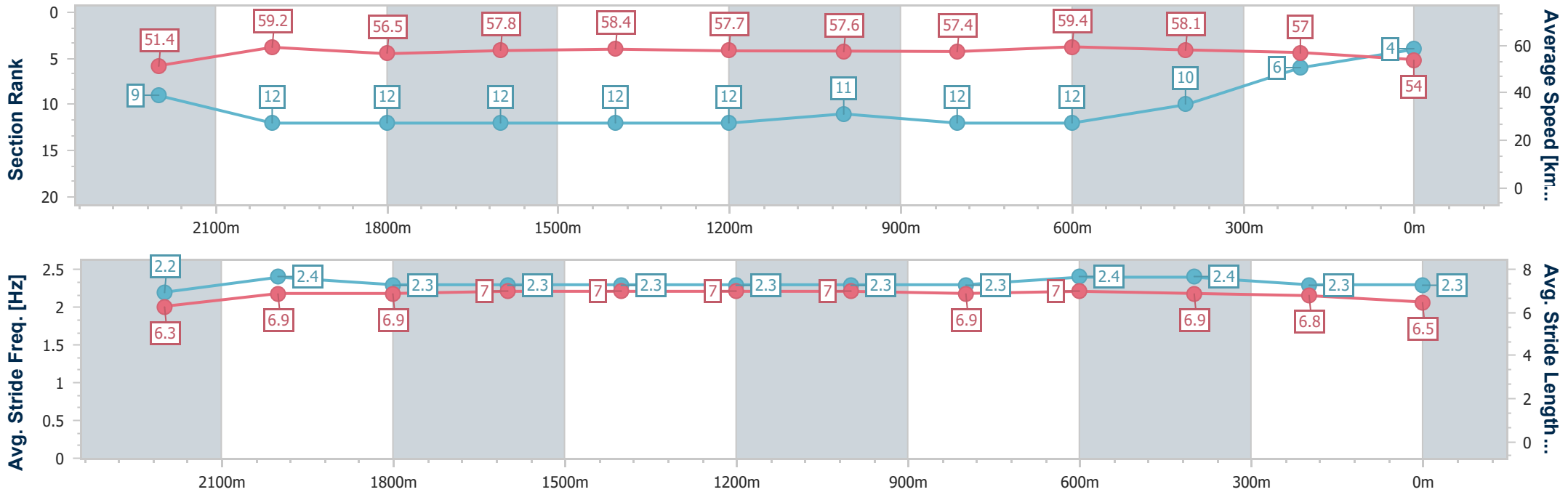
Eagle Farm QLD Professional
Race 3: LIVING TURF PREMIER'S CUP - 2400m



01 June 2024 - 12:55
Track Rating: Soft 6, Weather: Overcast, Rail Position: True Entire Course

BRISBANE RACING CLUB

Section	Overall	2200m	2000m	1800m	1600m	1400m	1200m	1000m	800m	600m	400m	200m
Section Times	2:32.29 [4] (0:14.07)	2:18.22 [9] (0:12.16)	2:06.06 [12] (0:12.70)	1:53.36 [12] (0:12.54)	1:40.82 [12] (0:12.38)	1:28.44 [12] (0:12.50)	1:15.94 [12] (0:12.51)	1:03.43 [11] (0:12.70)	0:50.73 [12] (0:12.23)	0:38.50 [12] (0:12.50)	0:26.00 [10] (0:12.59)	0:13.41 [6] (0:13.41)
Average Speed [km/h]	51.4	59.2	56.5	57.8	58.4	57.7	57.6	57.4	59.4	58.1	57.0	54.0
Top Speed [km/h]	63.4	63.4	57.3	58.3	59.2	58.9	59.3	59.2	59.9	59.0	58.8	55.3
Avg. Dist. to Rail [m]	9.0	0.8	0.7	0.9	1.5	1.4	2.1	2.3	1.7	1.8	4.1	4.3
Avg. Stride Freq. [Hz]	2.2	2.4	2.3	2.3	2.3	2.3	2.3	2.3	2.4	2.4	2.3	2.3
Avg. Stride Length [m]	6.3	6.9	6.9	7.0	7.0	7.0	7.0	6.9	7.0	6.9	6.8	6.5



- [] Ranking at each section and finish
- .-.- No data available at this section
- NA No data available



Horse/Jockey Name	Bonny Ezra
Final Rank	5
Fastest Section Time (Section)	0:11.80 (2200m)
Top Speed [km/h] (Section)	64.0 (Overall)
Race State	Finished

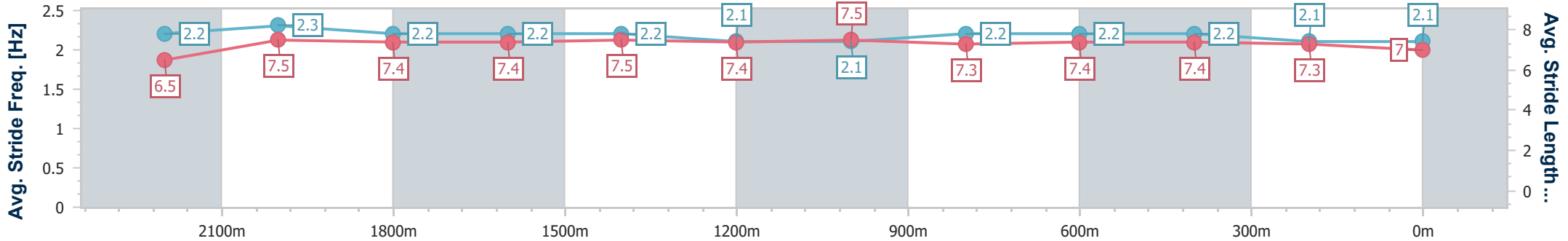
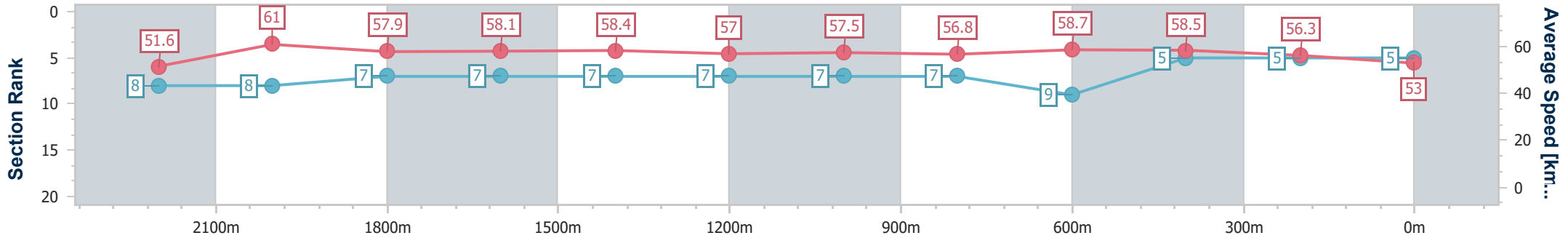


Eagle Farm QLD Professional
Race 3: LIVING TURF PREMIER'S CUP - 2400m



01 June 2024 - 12:55
Track Rating: Soft 6, Weather: Overcast, Rail Position: True Entire Course

Section	Overall	2200m	2000m	1800m	1600m	1400m	1200m	1000m	800m	600m	400m	200m
Section Times	2:32.43 [5] (0:13.94)	2:18.49 [8] (0:11.80)	2:06.69 [8] (0:12.37)	1:54.32 [7] (0:12.51)	1:41.81 [7] (0:12.47)	1:29.34 [7] (0:12.64)	1:16.70 [7] (0:12.58)	1:04.12 [7] (0:12.83)	0:51.29 [7] (0:12.47)	0:38.82 [9] (0:12.35)	0:26.47 [5] (0:12.82)	0:13.65 [5] (0:13.65)
Average Speed [km/h]	51.6	61.0	57.9	58.1	58.4	57.0	57.5	56.8	58.7	58.5	56.3	53.0
Top Speed [km/h]	64.0	64.0	58.6	58.9	58.8	59.2	58.1	58.0	59.8	59.6	57.4	54.6
Avg. Dist. to Rail [m]	1.6	1.0	1.5	1.7	3.0	3.1	3.7	2.8	2.5	1.5	5.0	5.9
Avg. Stride Freq. [Hz]	2.2	2.3	2.2	2.2	2.2	2.1	2.1	2.2	2.2	2.2	2.1	2.1
Avg. Stride Length [m]	6.5	7.5	7.4	7.4	7.5	7.4	7.5	7.3	7.4	7.4	7.3	7.0



- [] Ranking at each section and finish
- .-.- No data available at this section
- NA No data available



Horse/Jockey Name	Dune Forty Five
Final Rank	6
Fastest Section Time (Section)	0:11.87 (2200m)
Top Speed [km/h] (Section)	63.0 (2200m)
Race State	Finished

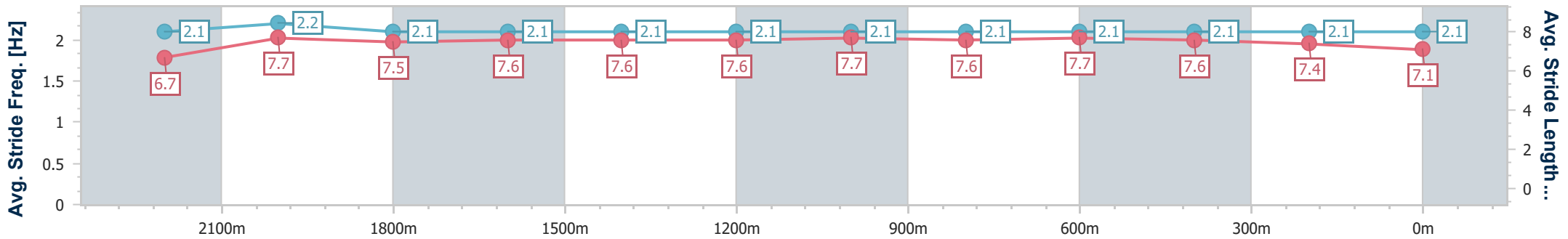
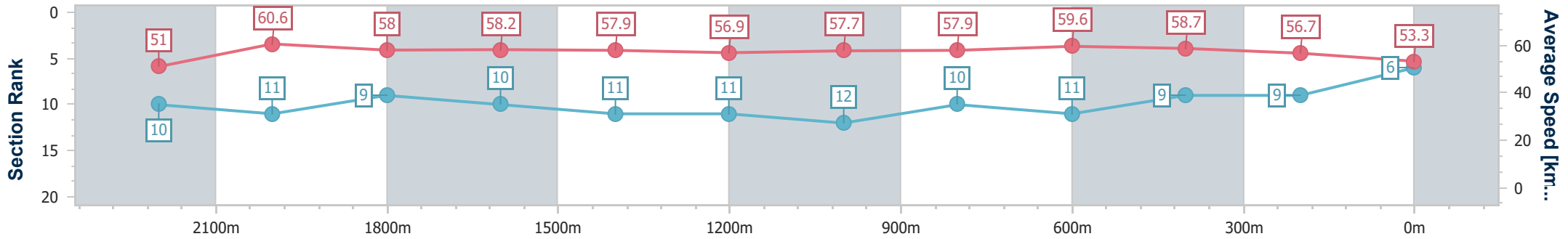


Eagle Farm QLD Professional
 Race 3: LIVING TURF PREMIER'S CUP - 2400m
 01 June 2024 - 12:55
 Track Rating: Soft 6, Weather: Overcast, Rail Position: True Entire Course



BRISBANE RACING CLUB

Section	Overall	2200m	2000m	1800m	1600m	1400m	1200m	1000m	800m	600m	400m	200m
Section Times	2:32.55 [6] (0:14.11)	2:18.44 [10] (0:11.87)	2:06.57 [11] (0:12.48)	1:54.09 [9] (0:12.52)	1:41.57 [10] (0:12.61)	1:28.96 [11] (0:12.71)	1:16.25 [11] (0:12.56)	1:03.69 [12] (0:12.64)	0:51.05 [10] (0:12.28)	0:38.77 [11] (0:12.47)	0:26.30 [9] (0:12.70)	0:13.60 [9] (0:13.60)
Average Speed [km/h]	51.0	60.6	58.0	58.2	57.9	56.9	57.7	57.9	59.6	58.7	56.7	53.3
Top Speed [km/h]	61.6	63.0	58.4	58.8	58.4	57.8	59.0	58.9	60.5	60.0	58.6	54.8
Avg. Dist. to Rail [m]	11.5	2.2	0.8	2.6	4.1	3.9	4.3	3.9	3.3	3.8	9.1	9.5
Avg. Stride Freq. [Hz]	2.1	2.2	2.1	2.1	2.1	2.1	2.1	2.1	2.1	2.1	2.1	2.1
Avg. Stride Length [m]	6.7	7.7	7.5	7.6	7.6	7.6	7.7	7.6	7.7	7.6	7.4	7.1



- [] Ranking at each section and finish
- .-.- No data available at this section
- NA No data available



Horse/Jockey Name	London Banker
Final Rank	7
Fastest Section Time (Section)	0:11.78 (2200m)
Top Speed [km/h] (Section)	64.3 (2200m)
Race State	Finished

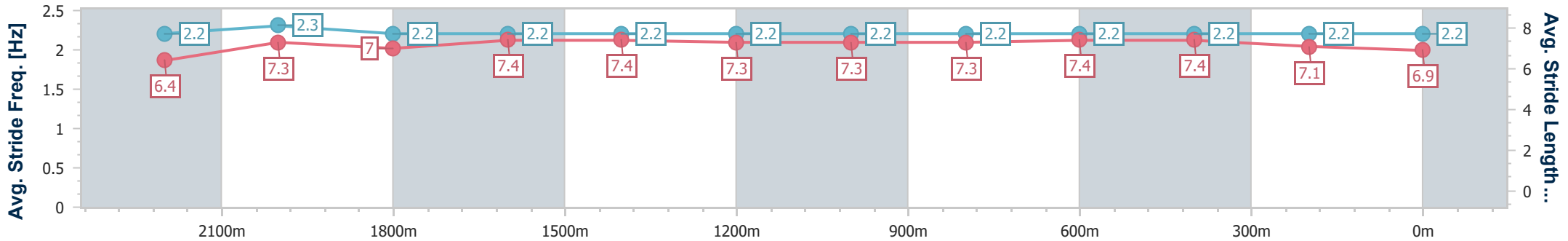
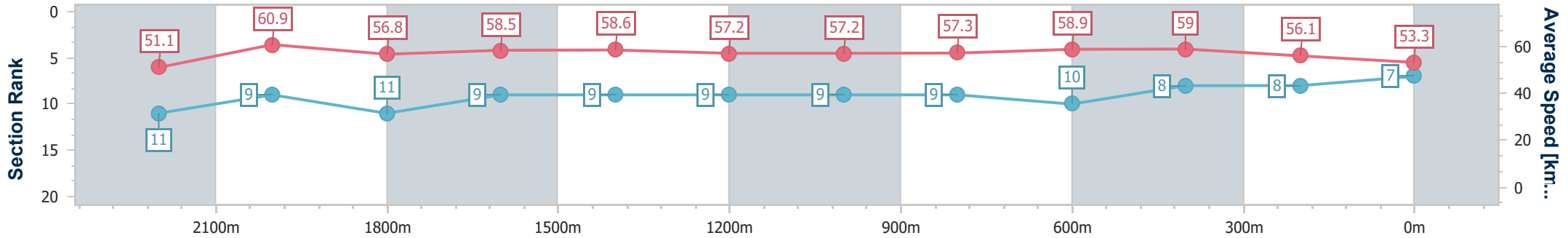


Eagle Farm QLD Professional
 Race 3: LIVING TURF PREMIER'S CUP - 2400m
 01 June 2024 - 12:55
 Track Rating: Soft 6, Weather: Overcast, Rail Position: True Entire Course



BRISBANE RACING CLUB

Section	Overall	2200m	2000m	1800m	1600m	1400m	1200m	1000m	800m	600m	400m	200m
Section Times	2:32.55 [7] (0:14.15)	2:18.40 [11] (0:11.78)	2:06.62 [9] (0:12.60)	1:54.02 [11] (0:12.40)	1:41.62 [9] (0:12.48)	1:29.14 [9] (0:12.61)	1:16.53 [9] (0:12.58)	1:03.95 [9] (0:12.75)	0:51.20 [9] (0:12.38)	0:38.82 [10] (0:12.43)	0:26.39 [8] (0:12.79)	0:13.60 [8] (0:13.60)
Average Speed [km/h]	51.1	60.9	56.8	58.5	58.6	57.2	57.2	57.3	58.9	59.0	56.1	53.3
Top Speed [km/h]	63.3	64.3	58.1	59.6	59.0	59.2	58.5	58.5	59.9	60.3	57.5	55.0
Avg. Dist. to Rail [m]	5.7	1.7	1.2	1.3	4.4	4.4	4.1	2.6	2.6	3.4	7.5	5.4
Avg. Stride Freq. [Hz]	2.2	2.3	2.2	2.2	2.2	2.2	2.2	2.2	2.2	2.2	2.2	2.2
Avg. Stride Length [m]	6.4	7.3	7.0	7.4	7.4	7.3	7.3	7.3	7.4	7.4	7.1	6.9



- [] Ranking at each section and finish
- .-.- No data available at this section
- NA No data available



Horse/Jockey Name	Regal Lion
Final Rank	8
Fastest Section Time (Section)	0:11.88 (2200m)
Top Speed [km/h] (Section)	62.7 (Overall)
Race State	Finished



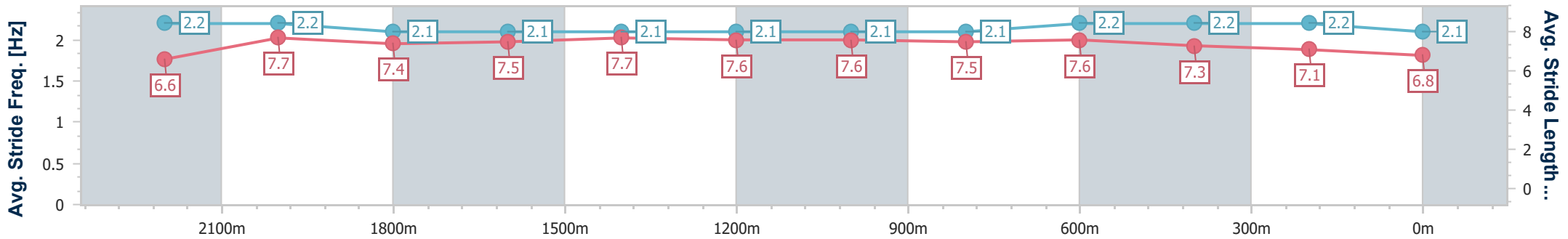
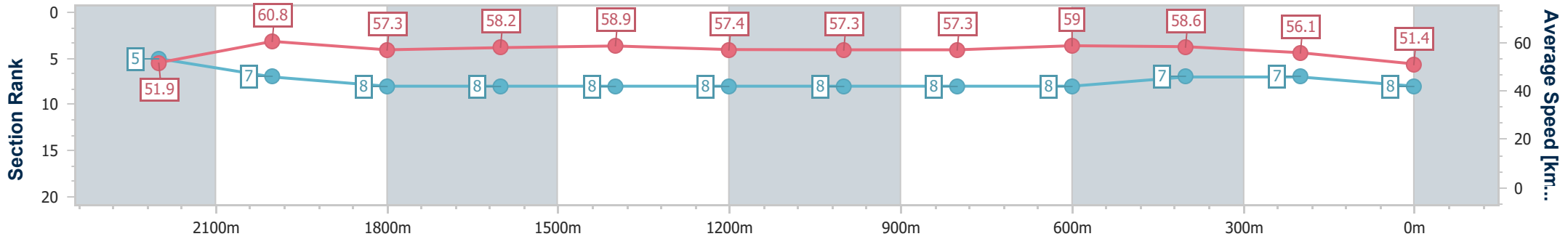
Eagle Farm QLD Professional
Race 3: LIVING TURF PREMIER'S CUP - 2400m



01 June 2024 - 12:55
Track Rating: Soft 6, Weather: Overcast, Rail Position: True Entire Course

BRISBANE RACING CLUB

Section	Overall	2200m	2000m	1800m	1600m	1400m	1200m	1000m	800m	600m	400m	200m
Section Times	2:32.96 [8] (0:13.84)	2:19.12 [5] (0:11.88)	2:07.24 [7] (0:12.56)	1:54.68 [8] (0:12.49)	1:42.19 [8] (0:12.43)	1:29.76 [8] (0:12.58)	1:17.18 [8] (0:12.57)	1:04.61 [8] (0:12.84)	0:51.77 [8] (0:12.36)	0:39.41 [8] (0:12.47)	0:26.94 [7] (0:12.87)	0:14.07 [7] (0:14.07)
Average Speed [km/h]	51.9	60.8	57.3	58.2	58.9	57.4	57.3	57.3	59.0	58.6	56.1	51.4
Top Speed [km/h]	62.7	62.5	58.3	58.9	59.4	59.1	58.3	57.9	59.9	59.6	57.7	54.0
Avg. Dist. to Rail [m]	6.5	1.0	0.9	2.4	4.0	4.2	4.9	3.7	2.9	3.4	8.6	8.8
Avg. Stride Freq. [Hz]	2.2	2.2	2.1	2.1	2.1	2.1	2.1	2.1	2.2	2.2	2.2	2.1
Avg. Stride Length [m]	6.6	7.7	7.4	7.5	7.7	7.6	7.6	7.5	7.6	7.3	7.1	6.8



- [] Ranking at each section and finish
- .-.- No data available at this section
- NA No data available



Horse/Jockey Name	Knights Order
Final Rank	9
Fastest Section Time (Section)	0:11.52 (2200m)
Top Speed [km/h] (Section)	64.2 (2200m)
Race State	Finished

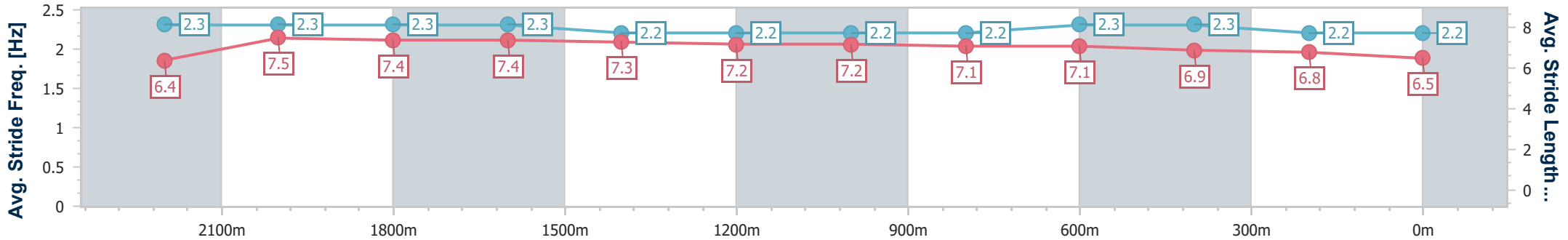
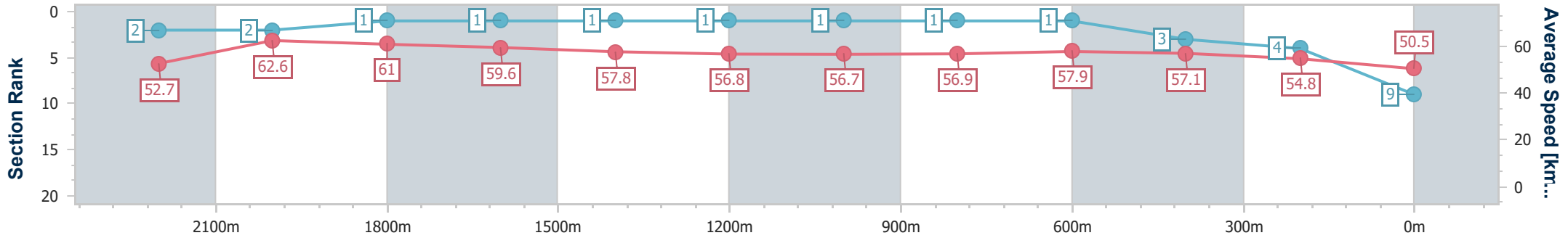


Eagle Farm QLD Professional
 Race 3: LIVING TURF PREMIER'S CUP - 2400m
 01 June 2024 - 12:55
 Track Rating: Soft 6, Weather: Overcast, Rail Position: True Entire Course



BRISBANE RACING CLUB

Section	Overall	2200m	2000m	1800m	1600m	1400m	1200m	1000m	800m	600m	400m	200m
Section Times	2:33.01 [9] (0:13.70)	2:19.31 [2] (0:11.52)	2:07.79 [2] (0:11.97)	1:55.82 [1] (0:12.21)	1:43.61 [1] (0:12.62)	1:30.99 [1] (0:12.71)	1:18.28 [1] (0:12.73)	1:05.55 [1] (0:12.80)	0:52.75 [1] (0:12.53)	0:40.22 [1] (0:12.76)	0:27.46 [3] (0:13.15)	0:14.31 [4] (0:14.31)
Average Speed [km/h]	52.7	62.6	61.0	59.6	57.8	56.8	56.7	56.9	57.9	57.1	54.8	50.5
Top Speed [km/h]	64.0	64.2	62.6	60.6	58.8	57.3	57.2	57.7	59.1	58.8	56.7	53.6
Avg. Dist. to Rail [m]	11.7	7.2	2.6	2.1	3.7	2.6	2.6	1.9	1.6	2.8	6.1	6.0
Avg. Stride Freq. [Hz]	2.3	2.3	2.3	2.3	2.2	2.2	2.2	2.2	2.3	2.3	2.2	2.2
Avg. Stride Length [m]	6.4	7.5	7.4	7.4	7.3	7.2	7.2	7.1	7.1	6.9	6.8	6.5



- [] Ranking at each section and finish
- .-.- No data available at this section
- NA No data available



Horse/Jockey Name	Tapildoodleo
Final Rank	10
Fastest Section Time (Section)	0:12.10 (2200m)
Top Speed [km/h] (Section)	62.4 (2200m)
Race State	Finished

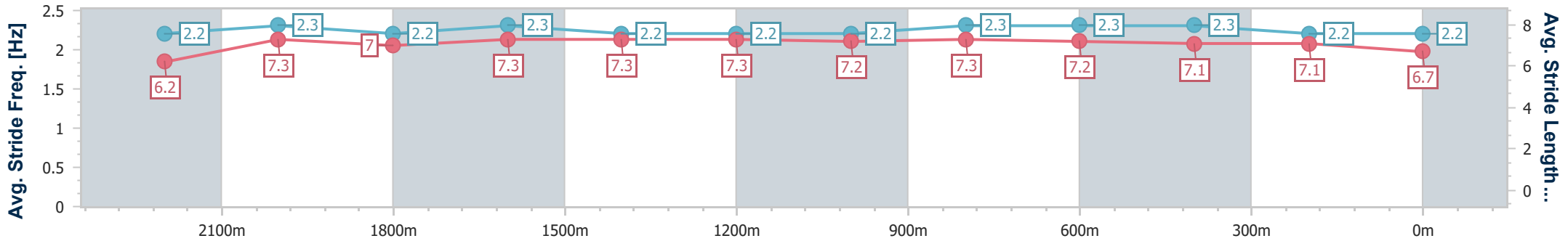
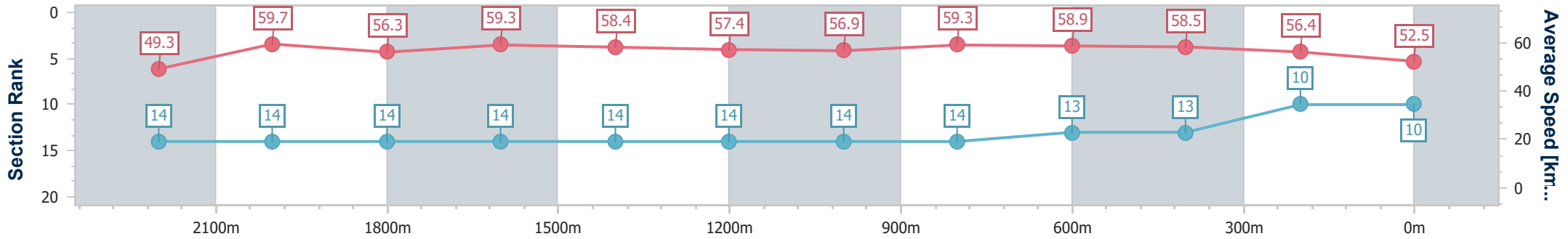


Eagle Farm QLD Professional
 Race 3: LIVING TURF PREMIER'S CUP - 2400m
 01 June 2024 - 12:55
 Track Rating: Soft 6, Weather: Overcast, Rail Position: True Entire Course



BRISBANE RACING CLUB

Section	Overall	2200m	2000m	1800m	1600m	1400m	1200m	1000m	800m	600m	400m	200m
Section Times	2:33.30 [10] (0:14.62)	2:18.68 [14] (0:12.10)	2:06.58 [14] (0:12.83)	1:53.75 [14] (0:12.27)	1:41.48 [14] (0:12.39)	1:29.09 [14] (0:12.62)	1:16.47 [14] (0:12.64)	1:03.83 [14] (0:12.37)	0:51.46 [14] (0:12.36)	0:39.10 [13] (0:12.55)	0:26.55 [13] (0:12.73)	0:13.82 [10] (0:13.82)
Average Speed [km/h]	49.3	59.7	56.3	59.3	58.4	57.4	56.9	59.3	58.9	58.5	56.4	52.5
Top Speed [km/h]	61.8	62.4	58.0	60.4	59.8	58.3	59.2	59.9	59.5	59.2	58.0	54.2
Avg. Dist. to Rail [m]	8.7	1.2	0.7	1.6	2.5	2.6	3.3	2.9	2.6	3.9	9.1	10.8
Avg. Stride Freq. [Hz]	2.2	2.3	2.2	2.3	2.2	2.2	2.2	2.3	2.3	2.3	2.2	2.2
Avg. Stride Length [m]	6.2	7.3	7.0	7.3	7.3	7.3	7.2	7.3	7.2	7.1	7.1	6.7



- [] Ranking at each section and finish
- .-.- No data available at this section
- NA No data available



Horse/Jockey Name	Red Wave
Final Rank	11
Fastest Section Time (Section)	0:11.69 (2200m)
Top Speed [km/h] (Section)	63.5 (2200m)
Race State	Finished

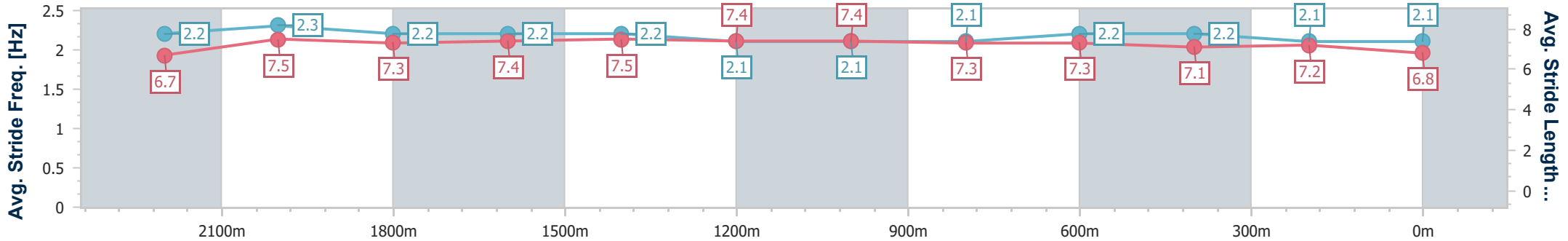
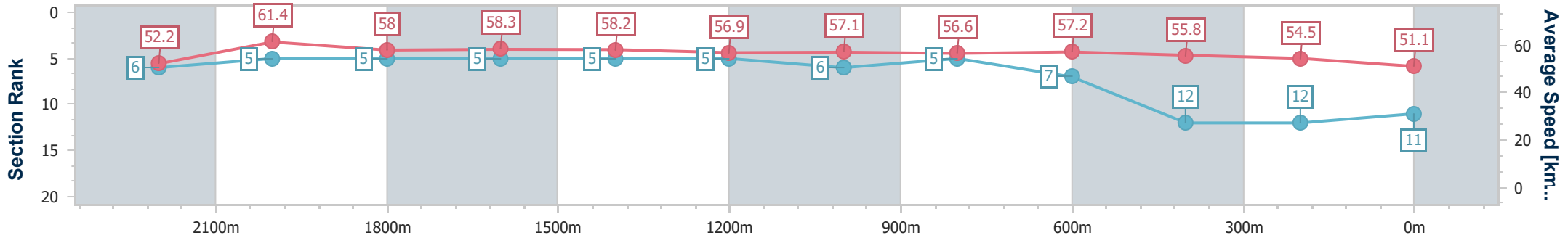


Eagle Farm QLD Professional
Race 3: LIVING TURF PREMIER'S CUP - 2400m



01 June 2024 - 12:55
Track Rating: Soft 6, Weather: Overcast, Rail Position: True Entire Course

Section	Overall	2200m	2000m	1800m	1600m	1400m	1200m	1000m	800m	600m	400m	200m
Section Times	2:33.91 [11] (0:13.85)	2:20.06 [6] (0:11.69)	2:08.37 [5] (0:12.30)	1:56.07 [5] (0:12.40)	1:43.67 [5] (0:12.48)	1:31.19 [5] (0:12.66)	1:18.53 [5] (0:12.61)	1:05.92 [6] (0:12.82)	0:53.10 [5] (0:12.68)	0:40.42 [7] (0:13.00)	0:27.42 [12] (0:13.20)	0:14.22 [12] (0:14.22)
Average Speed [km/h]	52.2	61.4	58.0	58.3	58.2	56.9	57.1	56.6	57.2	55.8	54.5	51.1
Top Speed [km/h]	63.3	63.5	58.9	58.8	58.4	58.0	58.1	57.5	57.8	56.9	55.4	54.3
Avg. Dist. to Rail [m]	1.0	1.2	1.5	0.6	1.6	1.7	2.4	1.6	1.8	1.4	4.6	5.1
Avg. Stride Freq. [Hz]	2.2	2.3	2.2	2.2	2.2	2.1	2.1	2.1	2.2	2.2	2.1	2.1
Avg. Stride Length [m]	6.7	7.5	7.3	7.4	7.5	7.4	7.4	7.3	7.3	7.1	7.2	6.8



- [] Ranking at each section and finish
- .-.- No data available at this section
- NA No data available



Horse/Jockey Name	Selino
Final Rank	12
Fastest Section Time (Section)	0:12.21 (1600m)
Top Speed [km/h] (Section)	60.7 (2200m)
Race State	Finished

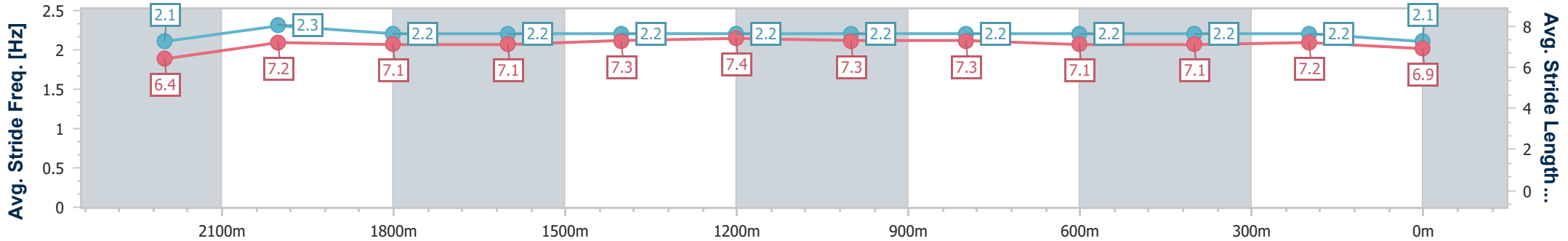
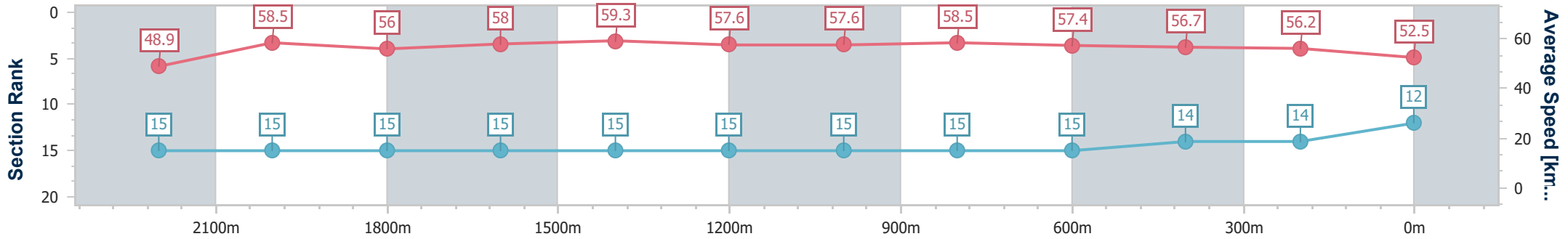


Eagle Farm QLD Professional
 Race 3: LIVING TURF PREMIER'S CUP - 2400m
 01 June 2024 - 12:55
 Track Rating: Soft 6, Weather: Overcast, Rail Position: True Entire Course



BRISBANE RACING CLUB

Section	Overall	2200m	2000m	1800m	1600m	1400m	1200m	1000m	800m	600m	400m	200m
Section Times	2:34.01 [12] (0:14.76)	2:19.25 [15] (0:12.28)	2:06.97 [15] (0:12.83)	1:54.14 [15] (0:12.43)	1:41.71 [15] (0:12.21)	1:29.50 [15] (0:12.54)	1:16.96 [15] (0:12.50)	1:04.46 [15] (0:12.41)	0:52.05 [15] (0:12.64)	0:39.41 [15] (0:12.85)	0:26.56 [14] (0:12.80)	0:13.76 [14] (0:13.76)
Average Speed [km/h]	48.9	58.5	56.0	58.0	59.3	57.6	57.6	58.5	57.4	56.7	56.2	52.5
Top Speed [km/h]	60.6	60.7	56.9	59.5	60.2	58.3	59.1	59.1	58.6	57.9	57.5	53.4
Avg. Dist. to Rail [m]	3.6	0.2	1.0	0.8	1.7	1.8	2.2	1.5	1.5	2.0	5.0	7.5
Avg. Stride Freq. [Hz]	2.1	2.3	2.2	2.2	2.2	2.2	2.2	2.2	2.2	2.2	2.2	2.1
Avg. Stride Length [m]	6.4	7.2	7.1	7.1	7.3	7.4	7.3	7.3	7.1	7.1	7.2	6.9



- [] Ranking at each section and finish
- .-.- No data available at this section
- NA No data available



Horse/Jockey Name	Ostermeier
Final Rank	13
Fastest Section Time (Section)	0:12.10 (1600m)
Top Speed [km/h] (Section)	61.0 (1600m)
Race State	Finished

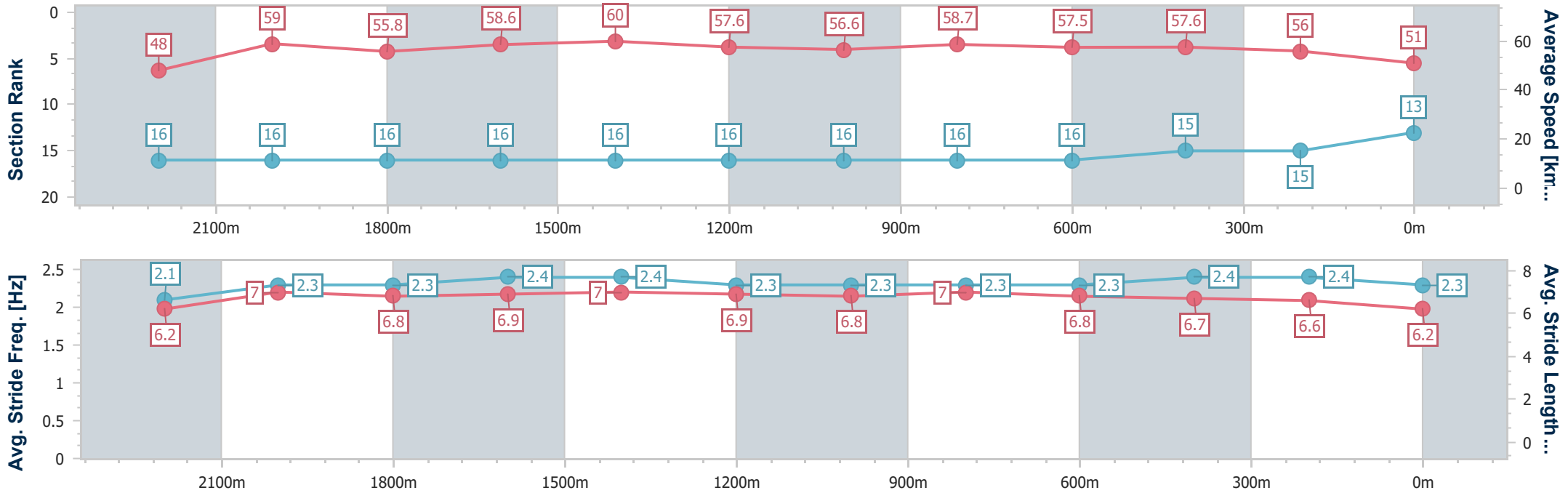


Eagle Farm QLD Professional
 Race 3: LIVING TURF PREMIER'S CUP - 2400m
 01 June 2024 - 12:55
 Track Rating: Soft 6, Weather: Overcast, Rail Position: True Entire Course



BRISBANE RACING CLUB

Section	Overall	2200m	2000m	1800m	1600m	1400m	1200m	1000m	800m	600m	400m	200m
Section Times	2:34.62 [13] (0:15.00)	2:19.62 [16] (0:12.18)	2:07.44 [16] (0:12.88)	1:54.56 [16] (0:12.40)	1:42.16 [16] (0:12.10)	1:30.06 [16] (0:12.50)	1:17.56 [16] (0:12.77)	1:04.79 [16] (0:12.40)	0:52.39 [16] (0:12.62)	0:39.77 [16] (0:12.72)	0:27.05 [15] (0:12.85)	0:14.20 [15] (0:14.20)
Average Speed [km/h]	48.0	59.0	55.8	58.6	60.0	57.6	56.6	58.7	57.5	57.6	56.0	51.0
Top Speed [km/h]	60.4	60.5	57.0	60.9	61.0	58.8	58.5	59.1	58.7	59.4	58.2	53.7
Avg. Dist. to Rail [m]	4.9	0.6	0.7	1.4	2.7	2.7	3.7	2.1	1.9	3.8	8.4	10.6
Avg. Stride Freq. [Hz]	2.1	2.3	2.3	2.4	2.4	2.3	2.3	2.3	2.3	2.4	2.4	2.3
Avg. Stride Length [m]	6.2	7.0	6.8	6.9	7.0	6.9	6.8	7.0	6.8	6.7	6.6	6.2



- [] Ranking at each section and finish
- .-.- No data available at this section
- NA No data available



Horse/Jockey Name	Double Cherry
Final Rank	14
Fastest Section Time (Section)	0:11.47 (2200m)
Top Speed [km/h] (Section)	64.3 (Overall)
Race State	Finished

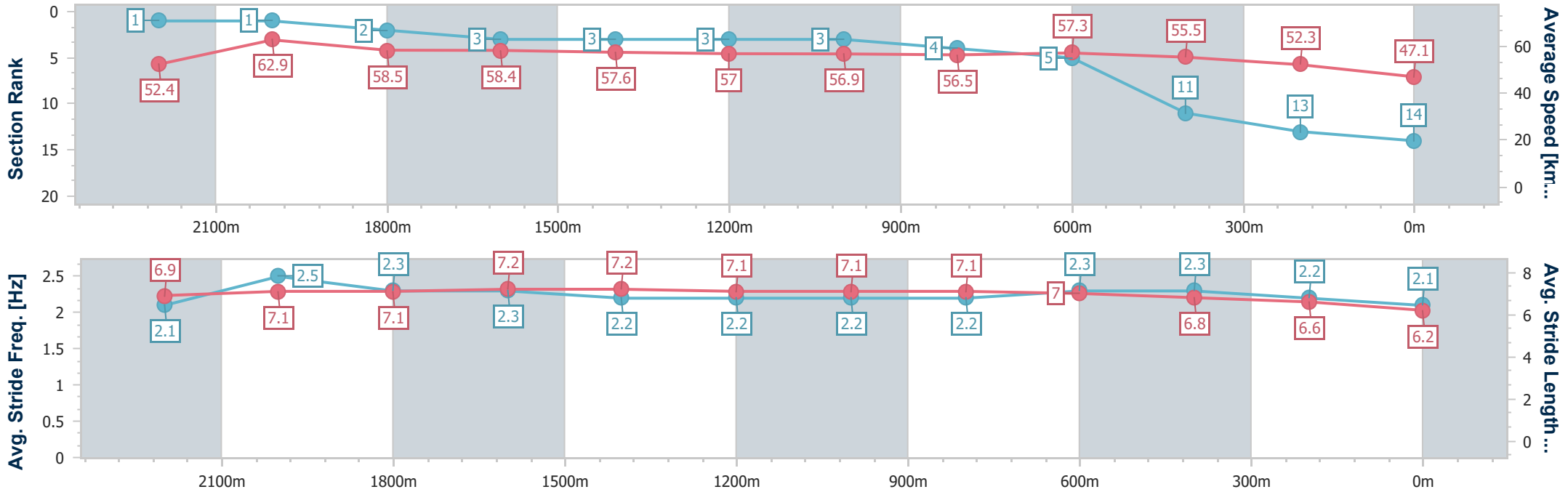


Eagle Farm QLD Professional
Race 3: LIVING TURF PREMIER'S CUP - 2400m



01 June 2024 - 12:55
Track Rating: Soft 6, Weather: Overcast, Rail Position: True Entire Course

Section	Overall	2200m	2000m	1800m	1600m	1400m	1200m	1000m	800m	600m	400m	200m
Section Times	2:35.50 [14] (0:13.68)	2:21.82 [1] (0:11.47)	2:10.35 [1] (0:12.22)	1:58.13 [2] (0:12.39)	1:45.74 [3] (0:12.66)	1:33.08 [3] (0:12.67)	1:20.41 [3] (0:12.66)	1:07.75 [3] (0:12.90)	0:54.85 [4] (0:12.68)	0:42.17 [5] (0:13.07)	0:29.10 [11] (0:13.73)	0:15.37 [13] (0:15.37)
Average Speed [km/h]	52.4	62.9	58.5	58.4	57.6	57.0	56.9	56.5	57.3	55.5	52.3	47.1
Top Speed [km/h]	64.3	64.1	60.2	59.1	58.8	57.7	57.5	58.3	58.5	56.8	54.7	48.9
Avg. Dist. to Rail [m]	3.5	1.5	1.2	1.1	3.5	3.5	3.5	2.1	1.6	1.1	3.1	4.0
Avg. Stride Freq. [Hz]	2.1	2.5	2.3	2.3	2.2	2.2	2.2	2.2	2.3	2.3	2.2	2.1
Avg. Stride Length [m]	6.9	7.1	7.1	7.2	7.2	7.1	7.1	7.1	7.0	6.8	6.6	6.2



- [] Ranking at each section and finish
- .-.- No data available at this section
- NA No data available



Horse/Jockey Name	Tappy's Lad
Final Rank	15
Fastest Section Time (Section)	0:11.76 (2200m)
Top Speed [km/h] (Section)	64.7 (2200m)
Race State	Finished

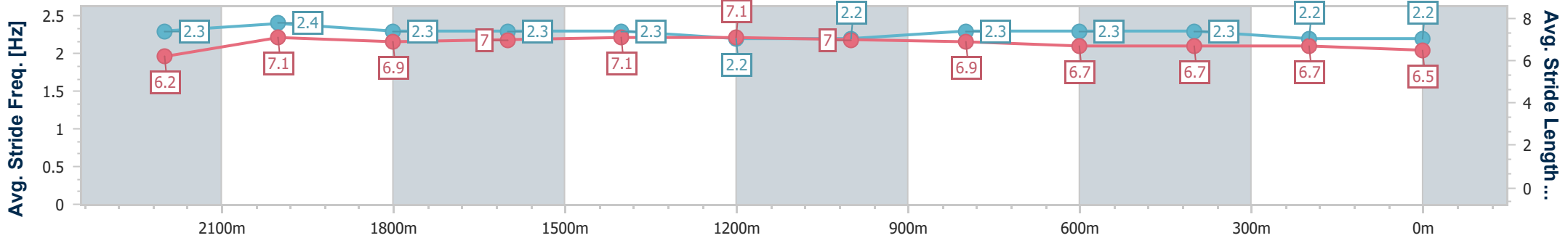
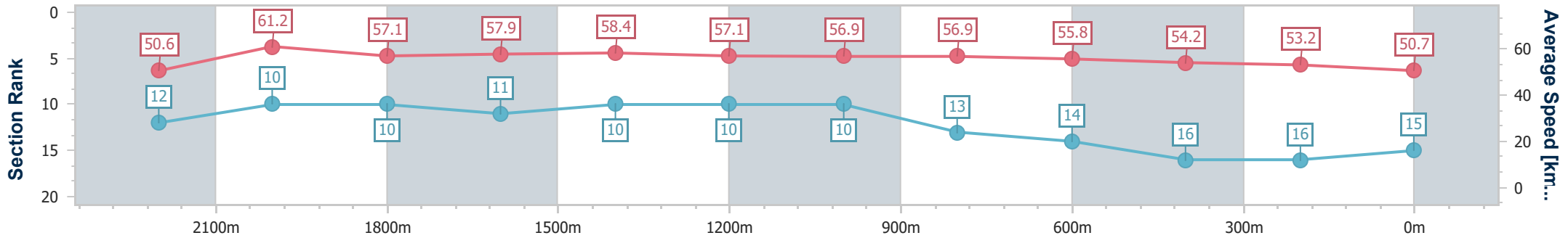


Eagle Farm QLD Professional
 Race 3: LIVING TURF PREMIER'S CUP - 2400m
 01 June 2024 - 12:55
 Track Rating: Soft 6, Weather: Overcast, Rail Position: True Entire Course



BRISBANE RACING CLUB

Section	Overall	2200m	2000m	1800m	1600m	1400m	1200m	1000m	800m	600m	400m	200m
Section Times	2:35.60 [15] (0:14.22)	2:21.38 [12] (0:11.76)	2:09.62 [10] (0:12.53)	1:57.09 [10] (0:12.50)	1:44.59 [11] (0:12.42)	1:32.17 [10] (0:12.65)	1:19.52 [10] (0:12.67)	1:06.85 [10] (0:12.84)	0:54.01 [13] (0:12.96)	0:41.05 [14] (0:13.25)	0:27.80 [16] (0:13.51)	0:14.29 [16] (0:14.29)
Average Speed [km/h]	50.6	61.2	57.1	57.9	58.4	57.1	56.9	56.9	55.8	54.2	53.2	50.7
Top Speed [km/h]	63.3	64.7	58.6	58.4	59.1	58.3	57.7	58.0	57.2	54.7	54.5	52.4
Avg. Dist. to Rail [m]	1.5	0.6	0.9	0.8	2.5	2.7	3.2	2.4	0.8	0.7	3.2	2.1
Avg. Stride Freq. [Hz]	2.3	2.4	2.3	2.3	2.3	2.2	2.2	2.3	2.3	2.3	2.2	2.2
Avg. Stride Length [m]	6.2	7.1	6.9	7.0	7.1	7.1	7.0	6.9	6.7	6.7	6.7	6.5



- [] Ranking at each section and finish
- .-.- No data available at this section
- NA No data available



Horse/Jockey Name	King Frankel
Final Rank	16
Fastest Section Time (Section)	0:11.63 (2200m)
Top Speed [km/h] (Section)	63.3 (2200m)
Race State	Finished

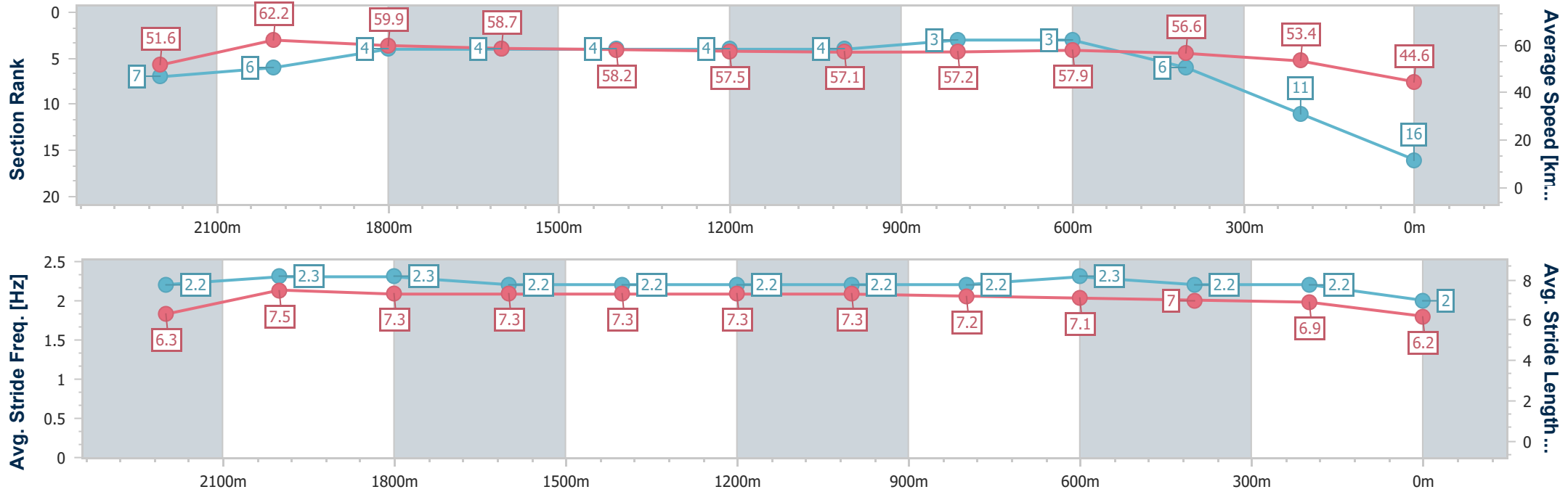


Eagle Farm QLD Professional
 Race 3: LIVING TURF PREMIER'S CUP - 2400m
 01 June 2024 - 12:55
 Track Rating: Soft 6, Weather: Overcast, Rail Position: True Entire Course



BRISBANE RACING CLUB

Section	Overall	2200m	2000m	1800m	1600m	1400m	1200m	1000m	800m	600m	400m	200m
Section Times	2:35.74 [16] (0:13.93)	2:21.81 [7] (0:11.63)	2:10.18 [6] (0:12.09)	1:58.09 [4] (0:12.45)	1:45.64 [4] (0:12.45)	1:33.19 [4] (0:12.59)	1:20.60 [4] (0:12.61)	1:07.99 [4] (0:12.80)	0:55.19 [3] (0:12.59)	0:42.60 [3] (0:12.88)	0:29.72 [6] (0:13.48)	0:16.24 [11] (0:16.24)
Average Speed [km/h]	51.6	62.2	59.9	58.7	58.2	57.5	57.1	57.2	57.9	56.6	53.4	44.6
Top Speed [km/h]	63.3	63.3	61.0	59.1	58.8	58.7	57.8	58.0	58.7	58.2	55.3	51.2
Avg. Dist. to Rail [m]	9.2	4.5	1.7	2.2	2.9	3.0	3.7	3.0	2.3	2.8	6.2	7.1
Avg. Stride Freq. [Hz]	2.2	2.3	2.3	2.2	2.2	2.2	2.2	2.2	2.3	2.2	2.2	2.0
Avg. Stride Length [m]	6.3	7.5	7.3	7.3	7.3	7.3	7.3	7.2	7.1	7.0	6.9	6.2



- [] Ranking at each section and finish
- .-.- No data available at this section
- NA No data available



Eagle Farm QLD Professional

Race 4: SKY RACING LORD MAYOR'S CUP - 1800m



BRISBANE
RACING CLUB

01 June 2024 - 13:30

Track Rating: Soft 6, Weather: Overcast, Rail Position: True Entire Course

Section		Overall	1600m	1400m	1200m	1000m	800m	600m	Last 600m				
Field Times		1:51.92 (0:13.82)	1:38.10 (0:11.64)	1:26.46 (0:12.27)	1:14.19 (0:12.90)	1:01.29 (0:12.67)	0:48.62 (0:12.27)	0:36.35 (0:12.04)	0:36.35				
Rank	TAB Horse/Jockey	Barrier	Top Speed [km/h]	Fastest Section									Distance Travelled [m]
1	2 JUST FOLK Nash Rawiller	7	63.0 1600m	0:11.64 1600m	1:51.92 [1] (0:13.82)	1:38.10 [1] (0:11.64)	1:26.46 [1] (0:12.27)	1:14.19 [1] (0:12.90)	1:01.29 [1] (0:12.67)	0:48.62 [1] (0:12.27)	0:36.35 [1] (0:12.04)	0:36.35	
2	10 CONVERGE Tim Clark	12	64.7 400m	0:11.47 400m	1:52.16 [2] (0:14.41)	1:37.75 [7] (0:12.28)	1:25.47 [8] (0:12.36)	1:13.11 [8] (0:12.73)	1:00.38 [8] (0:12.67)	0:47.71 [8] (0:12.03)	0:35.68 [10] (0:11.55)	0:35.68	+2
3	14 TERRITORY EXPRESS Jason Collett	17	65.3 400m	0:11.28 400m	1:52.25 [3] (0:15.08)	1:37.17 [12] (0:12.23)	1:24.94 [13] (0:12.36)	1:12.58 [12] (0:12.65)	0:59.93 [11] (0:12.55)	0:47.38 [11] (0:11.92)	0:35.46 [12] (0:11.64)	0:35.46	+4
4	7 KNIGHT'S CHOICE Vlad Duric	8	64.0 600m	0:11.80 600m	1:52.28 [4] (0:14.14)	1:38.14 [4] (0:11.92)	1:26.22 [4] (0:12.34)	1:13.88 [4] (0:12.68)	1:01.20 [4] (0:12.51)	0:48.69 [3] (0:12.26)	0:36.43 [3] (0:11.80)	0:36.43	+3
5	4 LUNCIES Blake Shinn	4	62.7 400m	0:11.73 400m	1:52.49 [5] (0:14.24)	1:38.25 [5] (0:12.13)	1:26.12 [6] (0:12.37)	1:13.75 [6] (0:12.70)	1:01.05 [6] (0:12.48)	0:48.57 [6] (0:12.10)	0:36.47 [5] (0:11.93)	0:36.47	+2
6	16 MAGNASPIN Regan Bayliss	19	64.7 Overall	0:11.86 400m	1:52.57 [6] (0:13.88)	1:38.69 [3] (0:11.90)	1:26.79 [3] (0:12.45)	1:14.34 [3] (0:12.77)	1:01.57 [3] (0:12.69)	0:48.88 [4] (0:12.16)	0:36.72 [4] (0:11.99)	0:36.72	+5
7	5 LION'S ROAR Tyler Schiller	1	62.4 600m	0:11.71 400m	1:52.68 [7] (0:14.30)	1:38.38 [6] (0:12.05)	1:26.33 [5] (0:12.29)	1:14.04 [5] (0:12.69)	1:01.35 [5] (0:12.59)	0:48.76 [5] (0:12.27)	0:36.49 [6] (0:12.02)	0:36.49	-7
8	15 SHOCK 'EM OVA Craig Williams	5	63.3 600m	0:11.78 400m	1:52.86 [8] (0:14.66)	1:38.20 [9] (0:12.16)	1:26.04 [9] (0:12.43)	1:13.61 [9] (0:12.72)	1:00.89 [9] (0:12.60)	0:48.29 [9] (0:11.85)	0:36.44 [7] (0:11.79)	0:36.44	+6
9	3 ADELAIDE RIVER Dylan Gibbons	16	63.6 400m	0:11.66 600m	1:52.90 [9] (0:14.88)	1:38.02 [10] (0:12.22)	1:25.80 [11] (0:12.49)	1:13.31 [11] (0:12.77)	1:00.54 [12] (0:12.56)	0:47.98 [12] (0:11.84)	0:36.14 [11] (0:11.66)	0:36.14	+7
10	8 ZOUMON Rachel King	9	64.4 Overall	0:11.71 1600m	1:53.13 [10] (0:13.86)	1:39.27 [2] (0:11.71)	1:27.56 [2] (0:12.39)	1:15.17 [2] (0:12.86)	1:02.31 [2] (0:12.61)	0:49.70 [2] (0:12.37)	0:37.33 [2] (0:12.03)	0:37.33	+2

Scratched: Waterford (#12), Sibaaq (#13), Military Gambler (#18), Nikau Spur (#19), Torrens (#9)

Report Created: Sat 1 June 2024 13:43 GMT+10 (Note: Timing is based on position data)

Page 1/18

[] Ranking at each section and finish
 -:-:- No data available at this section
 NA No data available
 SCN Saddle cloth number
 DNF Did not finish
 DNT Did not track

data processed by TRIPLES DATA



Eagle Farm QLD Professional
Race 4: SKY RACING LORD MAYOR'S CUP - 1800m
01 June 2024 - 13:30



Track Rating: Soft 6, Weather: Overcast, Rail Position: True Entire Course

Section		Overall	1600m	1400m	1200m	1000m	800m	600m	Last 600m					
Field Times		1:51.92 (0:13.82)	1:38.10 (0:11.64)	1:26.46 (0:12.27)	1:14.19 (0:12.90)	1:01.29 (0:12.67)	0:48.62 (0:12.27)	0:36.35 (0:12.04)	0:36.35					
Rank	TAB Horse/Jockey	Barrier	Top Speed [km/h]	Fastest Section										Distance Travelled [m]
11	17 EAGLEMONT James Orman	6	62.2 600m	0:11.83 600m	1:53.15 [11] (0:14.88)	1:38.27 [11] (0:12.10)	1:26.17 [10] (0:12.29)	1:13.88 [10] (0:12.73)	1:01.15 [10] (0:12.60)	0:48.55 [10] (0:11.84)	0:36.71 [8] (0:11.83)	0:36.71	-3	
12	11 JIMI HENDRIX Damien Thornton	10	64.4 600m	0:11.65 600m	1:53.25 [12] (0:15.29)	1:37.96 [14] (0:12.18)	1:25.78 [14] (0:12.51)	1:13.27 [14] (0:12.76)	1:00.51 [14] (0:12.61)	0:47.90 [14] (0:11.94)	0:35.96 [14] (0:11.65)	0:35.96	-1	
13	6 DESERT ICON Tommy Berry	2	61.9 600m	0:11.86 600m	1:53.73 [13] (0:14.52)	1:39.21 [8] (0:12.06)	1:27.15 [7] (0:12.31)	1:14.84 [7] (0:12.72)	1:02.12 [7] (0:12.70)	0:49.42 [7] (0:12.14)	0:37.28 [9] (0:11.86)	0:37.28	-2	
14	1 CLEVELAND Michael Dee	18	63.8 600m	0:11.87 600m	1:54.73 [14] (0:15.15)	1:39.58 [13] (0:12.16)	1:27.42 [12] (0:12.47)	1:14.95 [13] (0:12.82)	1:02.13 [13] (0:12.49)	0:49.64 [13] (0:11.97)	0:37.67 [13] (0:11.87)	0:37.67	+14	

Scratched: Waterford (#12), Sibaaq (#13), Military Gambler (#18), Nikau Spur (#19), Torrens (#9)

[] Ranking at each section and finish
 -:-:- No data available at this section
 NA No data available

SCN Saddle cloth number
 DNF Did not finish
 DNT Did not track



Eagle Farm QLD Professional
Race 4: SKY RACING LORD MAYOR'S CUP - 1800m
01 June 2024 - 13:30



BRISBANE
RACING CLUB

Track Rating: Soft 6, Weather: Overcast, Rail Position: True Entire Course

Section				400m	200m			Last 600m		
Field Times				0:24.31 (0:11.70)	0:12.61 (0:12.61)			0:36.35		
Rank	TAB	Horse/Jockey	Barrier	Top Speed [km/h]	Fastest Section	Margin				Distance Travelled [m]
1	2	JUST FOLK Nash Rawiller	7	63.0 1600m	0:11.64 1600m	0:24.31 [1] (0:11.70)	0:12.61 [1] (0:12.61)	1:51.92		0:36.35
2	10	CONVERGE Tim Clark	12	64.7 400m	0:11.47 400m	0:24.13 [6] (0:11.47)	0:12.66 [3] (0:12.66)	1.4L		0:35.68 +2
3	14	TERRITORY EXPRESS Jason Collett	17	65.3 400m	0:11.28 400m	0:23.82 [12] (0:11.28)	0:12.54 [6] (0:12.54)	1.93L		0:35.46 +4
4	7	KNIGHT'S CHOICE Vlad Duric	8	64.0 600m	0:11.80 600m	0:24.63 [2] (0:11.82)	0:12.81 [2] (0:12.81)	2.1L		0:36.43 +3
5	4	LUNCIES Blake Shinn	4	62.7 400m	0:11.73 400m	0:24.54 [5] (0:11.73)	0:12.81 [4] (0:12.81)	3.37L		0:36.47 +2
6	16	MAGNASPIN Regan Bayliss	19	64.7 Overall	0:11.86 400m	0:24.73 [4] (0:11.86)	0:12.87 [5] (0:12.87)	3.8L		0:36.72 +5
7	5	LION'S ROAR Tyler Schiller	1	62.4 600m	0:11.71 400m	0:24.47 [8] (0:11.71)	0:12.76 [8] (0:12.76)	4.47L		0:36.49 -7
8	15	SHOCK 'EM OVA Craig Williams	5	63.3 600m	0:11.78 400m	0:24.65 [7] (0:11.78)	0:12.87 [9] (0:12.87)	5.53L		0:36.44 +6
9	3	ADELAIDE RIVER Dylan Gibbons	16	63.6 400m	0:11.66 600m	0:24.48 [11] (0:11.73)	0:12.75 [10] (0:12.75)	5.77L		0:36.14 +7
10	8	ZOUMON Rachel King	9	64.4 Overall	0:11.71 1600m	0:25.30 [3] (0:12.01)	0:13.29 [7] (0:13.29)	7.1L		0:37.33 +2

Scratched: Waterford (#12), Sibaaq (#13), Military Gambler (#18), Nikau Spur (#19), Torrens (#9)

Report Created: Sat 1 June 2024 13:43 GMT+10 (Note: Timing is based on position data)

Page 3/18

[] Ranking at each section and finish
 -:-:- No data available at this section
 NA No data available
 SCN Saddle cloth number
 DNF Did not finish
 DNT Did not track

data processed by TRIPLESDATA



Eagle Farm QLD Professional
Race 4: SKY RACING LORD MAYOR'S CUP - 1800m
01 June 2024 - 13:30



Track Rating: Soft 6, Weather: Overcast, Rail Position: True Entire Course

Section		400m	200m			Last 600m		
Field Times		0:24.31 (0:11.70)	0:12.61 (0:12.61)			0:36.35		
Rank	TAB Horse/Jockey	Barrier	Top Speed [km/h]	Fastest Section	Margin		Distance Travelled [m]	
11	17 EAGLEMONT James Orman	6	62.2 600m	0:11.83 600m	0:24.88 [9] (0:11.88)	0:13.00 [11] (0:13.00)	7.25L	0:36.71 -3
12	11 JIMI HENDRIX Damien Thornton	10	64.4 600m	0:11.65 600m	0:24.31 [14] (0:11.66)	0:12.65 [13] (0:12.65)	7.79L	0:35.96 -1
13	6 DESERT ICON Tommy Berry	2	61.9 600m	0:11.86 600m	0:25.42 [10] (0:11.93)	0:13.49 [12] (0:13.49)	10.65L	0:37.28 -2
14	1 CLEVELAND Michael Dee	18	63.8 600m	0:11.87 600m	0:25.80 [13] (0:12.07)	0:13.73 [14] (0:13.73)	16.52L	0:37.67 +14

Scratched: Waterford (#12), Sibaaq (#13), Military Gambler (#18), Nikau Spur (#19), Torrens (#9)

[] Ranking at each section and finish
 -:-:- No data available at this section
 NA No data available

SCN Saddle cloth number
 DNF Did not finish
 DNT Did not track



Horse/Jockey Name	Just Folk
Final Rank	1
Fastest Section Time (Section)	0:11.64 (1600m)
Top Speed [km/h] (Section)	63.0 (1600m)
Race State	Finished

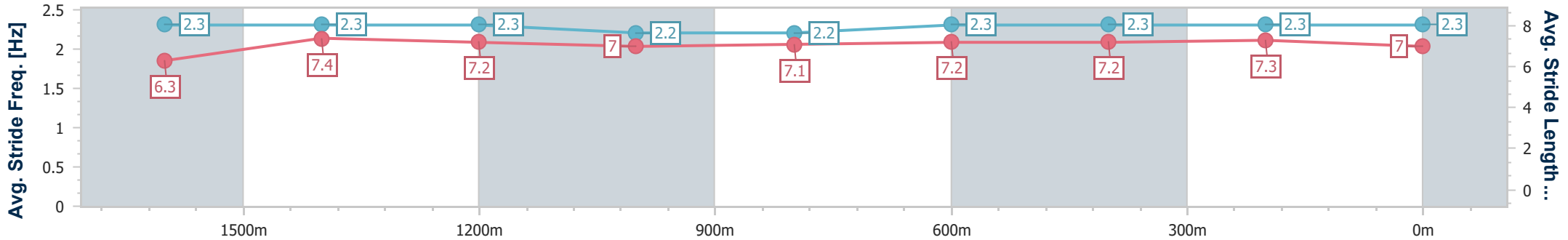
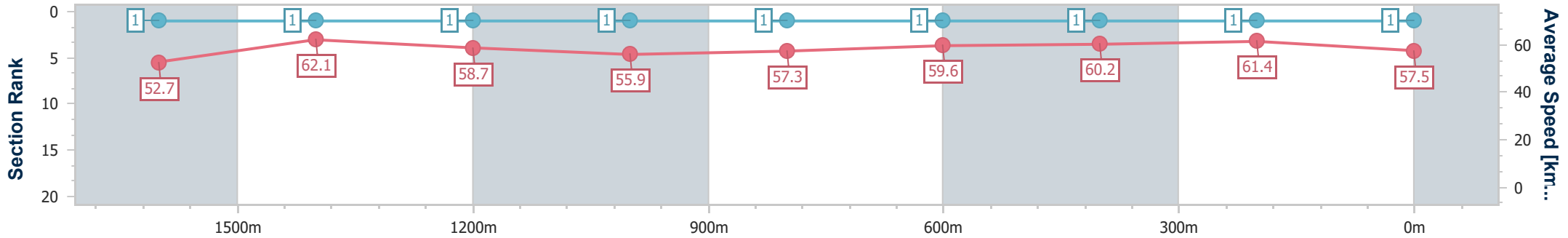


Eagle Farm QLD Professional
 Race 4: SKY RACING LORD MAYOR'S CUP - 1800m
 01 June 2024 - 13:30
 Track Rating: Soft 6, Weather: Overcast, Rail Position: True Entire Course



BRISBANE RACING CLUB

Section	Overall	1600m	1400m	1200m	1000m	800m	600m	400m	200m
Section Times	1:51.92 [1] (0:13.82)	1:38.10 [1] (0:11.64)	1:26.46 [1] (0:12.27)	1:14.19 [1] (0:12.90)	1:01.29 [1] (0:12.67)	0:48.62 [1] (0:12.27)	0:36.35 [1] (0:12.04)	0:24.31 [1] (0:11.70)	0:12.61 [1] (0:12.61)
Average Speed [km/h]	52.7	62.1	58.7	55.9	57.3	59.6	60.2	61.4	57.5
Top Speed [km/h]	62.7	63.0	61.6	56.8	58.9	60.2	61.9	62.4	60.2
Avg. Dist. to Rail [m]	4.4	0.9	1.6	2.5	1.9	2.7	1.1	2.8	3.1
Avg. Stride Freq. [Hz]	2.3	2.3	2.3	2.2	2.2	2.3	2.3	2.3	2.3
Avg. Stride Length [m]	6.3	7.4	7.2	7.0	7.1	7.2	7.2	7.3	7.0



- [] Ranking at each section and finish
- .-.- No data available at this section
- NA No data available



Horse/Jockey Name	Converge
Final Rank	2
Fastest Section Time (Section)	0:11.47 (400m)
Top Speed [km/h] (Section)	64.7 (400m)
Race State	Finished

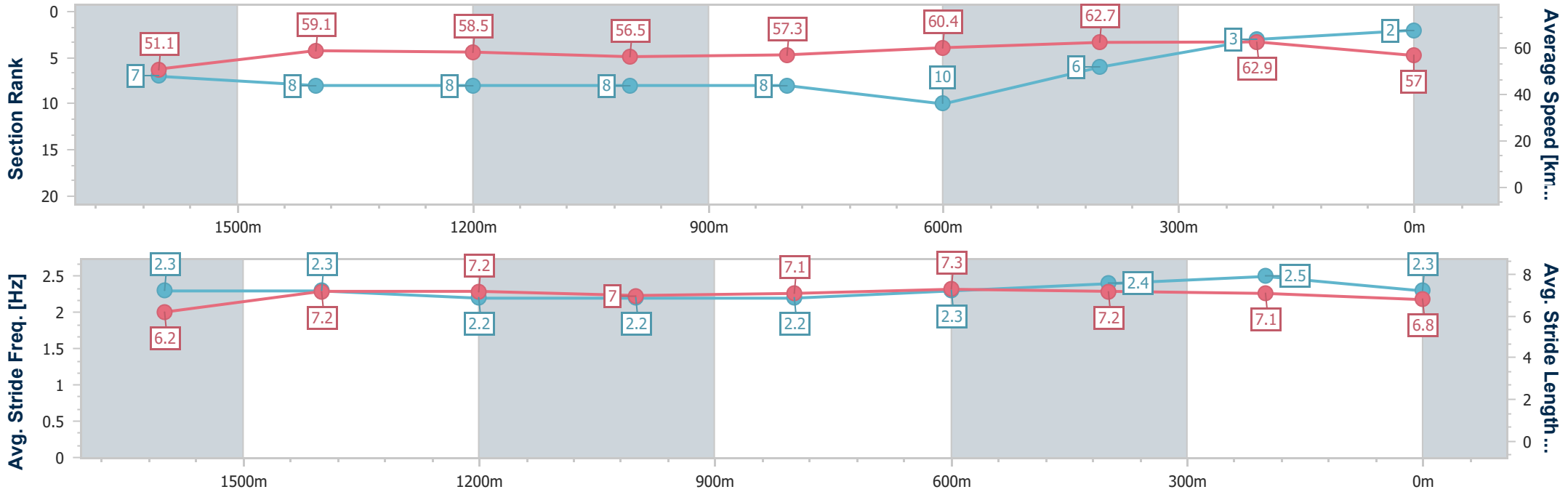


Eagle Farm QLD Professional
 Race 4: SKY RACING LORD MAYOR'S CUP - 1800m
 01 June 2024 - 13:30
 Track Rating: Soft 6, Weather: Overcast, Rail Position: True Entire Course



BRISBANE RACING CLUB

Section	Overall	1600m	1400m	1200m	1000m	800m	600m	400m	200m
Section Times	1:52.16 [2] (0:14.41)	1:37.75 [7] (0:12.28)	1:25.47 [8] (0:12.36)	1:13.11 [8] (0:12.73)	1:00.38 [8] (0:12.67)	0:47.71 [8] (0:12.03)	0:35.68 [10] (0:11.55)	0:24.13 [6] (0:11.47)	0:12.66 [3] (0:12.66)
Average Speed [km/h]	51.1	59.1	58.5	56.5	57.3	60.4	62.7	62.9	57.0
Top Speed [km/h]	62.9	60.7	60.1	58.0	61.0	62.7	63.7	64.7	60.6
Avg. Dist. to Rail [m]	7.4	2.9	2.2	2.4	1.8	1.7	1.1	4.9	7.8
Avg. Stride Freq. [Hz]	2.3	2.3	2.2	2.2	2.2	2.3	2.4	2.5	2.3
Avg. Stride Length [m]	6.2	7.2	7.2	7.0	7.1	7.3	7.2	7.1	6.8



- [] Ranking at each section and finish
- .-.- No data available at this section
- NA No data available



Horse/Jockey Name	Territory Express
Final Rank	3
Fastest Section Time (Section)	0:11.28 (400m)
Top Speed [km/h] (Section)	65.3 (400m)
Race State	Finished



Eagle Farm QLD Professional

Race 4: SKY RACING LORD MAYOR'S CUP - 1800m

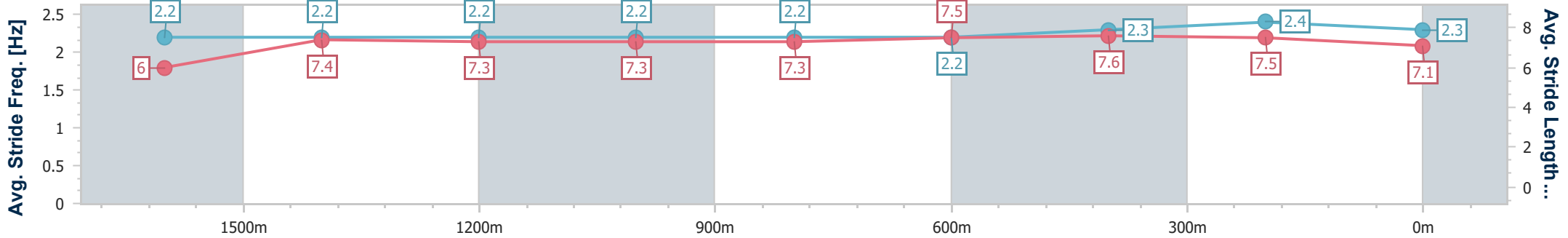
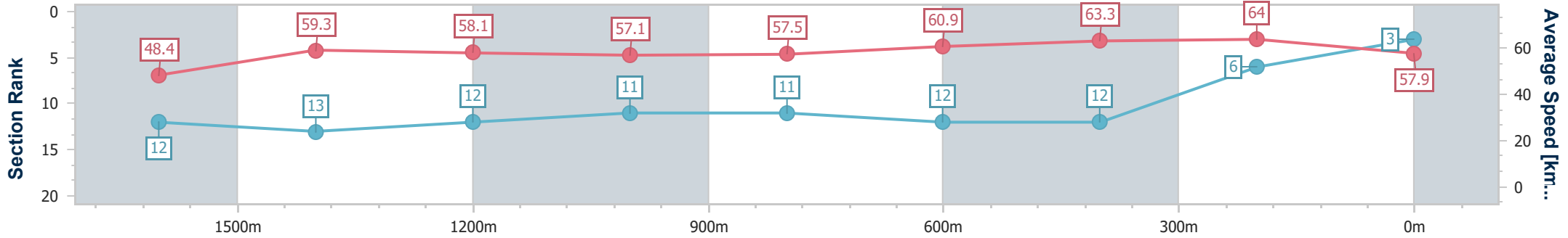
01 June 2024 - 13:30

Track Rating: Soft 6, Weather: Overcast, Rail Position: True Entire Course



BRISBANE RACING CLUB

Section	Overall	1600m	1400m	1200m	1000m	800m	600m	400m	200m
Section Times	1:52.25 [3] (0:15.08)	1:37.17 [12] (0:12.23)	1:24.94 [13] (0:12.36)	1:12.58 [12] (0:12.65)	0:59.93 [11] (0:12.55)	0:47.38 [11] (0:11.92)	0:35.46 [12] (0:11.64)	0:23.82 [12] (0:11.28)	0:12.54 [6] (0:12.54)
Average Speed [km/h]	48.4	59.3	58.1	57.1	57.5	60.9	63.3	64.0	57.9
Top Speed [km/h]	60.7	60.7	59.1	58.4	59.0	62.6	63.8	65.3	60.8
Avg. Dist. to Rail [m]	6.4	2.1	1.0	0.9	0.5	1.9	5.1	8.1	10.3
Avg. Stride Freq. [Hz]	2.2	2.2	2.2	2.2	2.2	2.2	2.3	2.4	2.3
Avg. Stride Length [m]	6.0	7.4	7.3	7.3	7.3	7.5	7.6	7.5	7.1



- [] Ranking at each section and finish
- .-.- No data available at this section
- NA No data available



Horse/Jockey Name	Knight's Choice
Final Rank	4
Fastest Section Time (Section)	0:11.80 (600m)
Top Speed [km/h] (Section)	64.0 (600m)
Race State	Finished



Eagle Farm QLD Professional

Race 4: SKY RACING LORD MAYOR'S CUP - 1800m

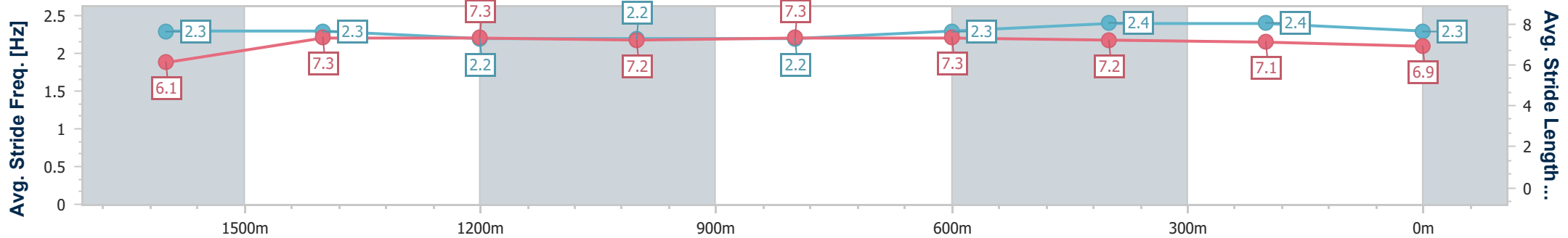
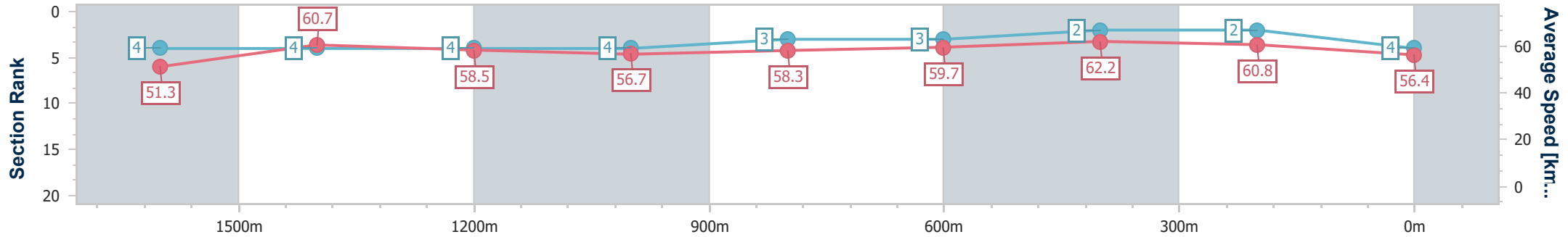
01 June 2024 - 13:30

Track Rating: Soft 6, Weather: Overcast, Rail Position: True Entire Course



BRISBANE RACING CLUB

Section	Overall	1600m	1400m	1200m	1000m	800m	600m	400m	200m
Section Times	1:52.28 [4] (0:14.14)	1:38.14 [4] (0:11.92)	1:26.22 [4] (0:12.34)	1:13.88 [4] (0:12.68)	1:01.20 [4] (0:12.51)	0:48.69 [3] (0:12.26)	0:36.43 [3] (0:11.80)	0:24.63 [2] (0:11.82)	0:12.81 [2] (0:12.81)
Average Speed [km/h]	51.3	60.7	58.5	56.7	58.3	59.7	62.2	60.8	56.4
Top Speed [km/h]	63.8	61.8	60.1	57.2	59.9	63.7	64.0	62.5	58.1
Avg. Dist. to Rail [m]	4.7	0.8	1.8	2.4	2.2	3.5	4.0	6.8	8.9
Avg. Stride Freq. [Hz]	2.3	2.3	2.2	2.2	2.2	2.3	2.4	2.4	2.3
Avg. Stride Length [m]	6.1	7.3	7.3	7.2	7.3	7.3	7.2	7.1	6.9



- [] Ranking at each section and finish
- .-.- No data available at this section
- NA No data available



Horse/Jockey Name	Luncies
Final Rank	5
Fastest Section Time (Section)	0:11.73 (400m)
Top Speed [km/h] (Section)	62.7 (400m)
Race State	Finished

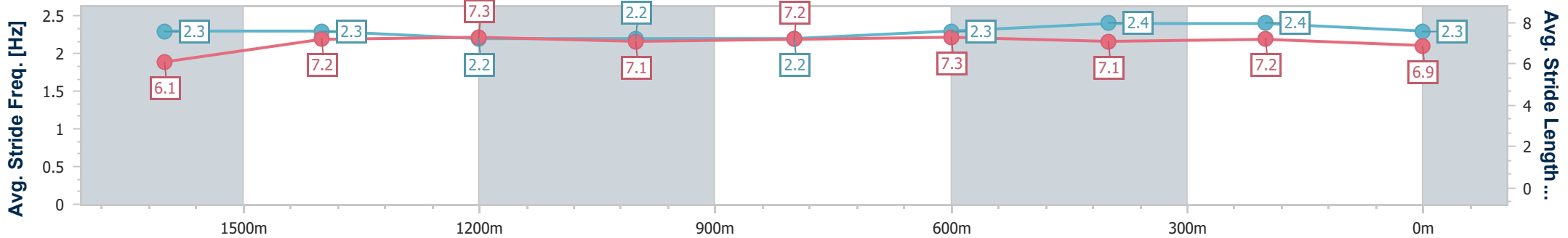
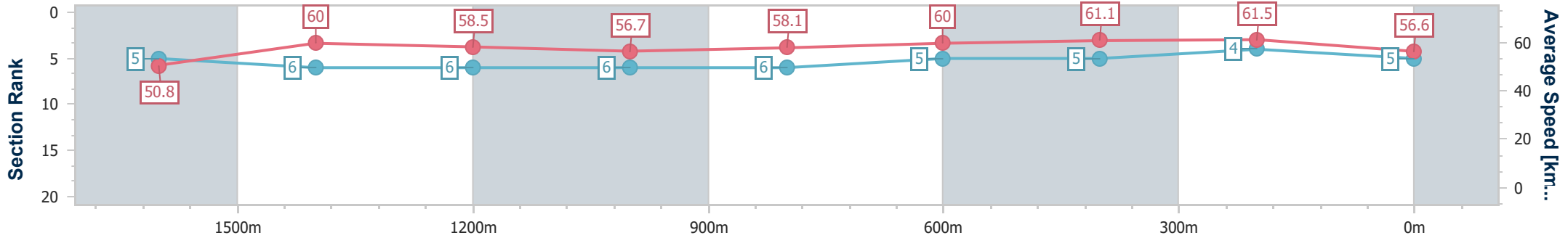


Eagle Farm QLD Professional
 Race 4: SKY RACING LORD MAYOR'S CUP - 1800m
 01 June 2024 - 13:30
 Track Rating: Soft 6, Weather: Overcast, Rail Position: True Entire Course



BRISBANE RACING CLUB

Section	Overall	1600m	1400m	1200m	1000m	800m	600m	400m	200m
Section Times	1:52.49 [5] (0:14.24)	1:38.25 [5] (0:12.13)	1:26.12 [6] (0:12.37)	1:13.75 [6] (0:12.70)	1:01.05 [6] (0:12.48)	0:48.57 [6] (0:12.10)	0:36.47 [5] (0:11.93)	0:24.54 [5] (0:11.73)	0:12.81 [4] (0:12.81)
Average Speed [km/h]	50.8	60.0	58.5	56.7	58.1	60.0	61.1	61.5	56.6
Top Speed [km/h]	61.8	60.9	60.2	57.5	60.7	61.9	62.3	62.7	58.8
Avg. Dist. to Rail [m]	3.1	2.8	3.3	3.0	1.2	2.0	3.4	7.9	8.0
Avg. Stride Freq. [Hz]	2.3	2.3	2.2	2.2	2.2	2.3	2.4	2.4	2.3
Avg. Stride Length [m]	6.1	7.2	7.3	7.1	7.2	7.3	7.1	7.2	6.9



- [] Ranking at each section and finish
- .-.-.- No data available at this section
- NA No data available



Horse/Jockey Name	Magnaspin
Final Rank	6
Fastest Section Time (Section)	0:11.86 (400m)
Top Speed [km/h] (Section)	64.7 (Overall)
Race State	Finished



Eagle Farm QLD Professional

Race 4: SKY RACING LORD MAYOR'S CUP - 1800m

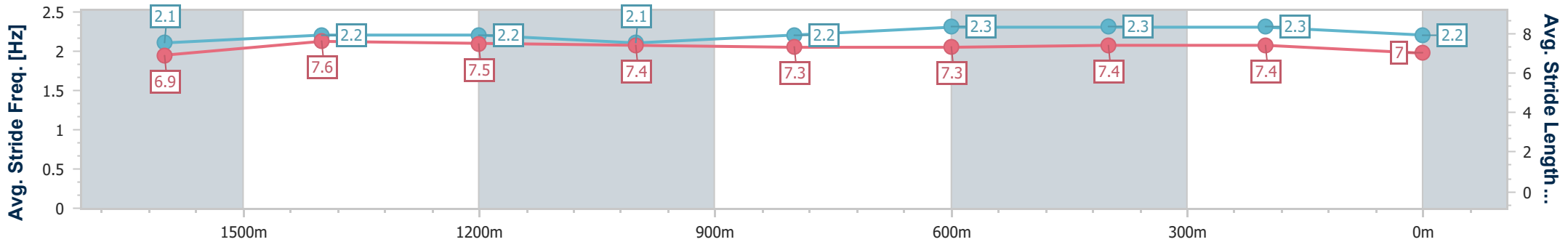
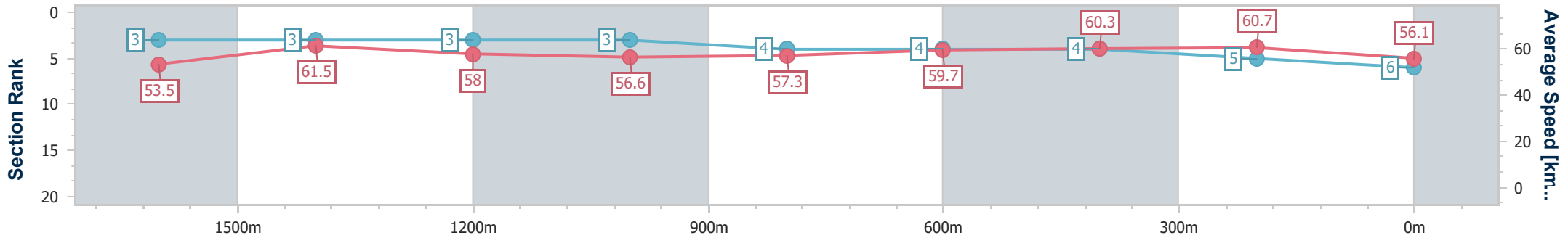
01 June 2024 - 13:30

Track Rating: Soft 6, Weather: Overcast, Rail Position: True Entire Course



BRISBANE RACING CLUB

Section	Overall	1600m	1400m	1200m	1000m	800m	600m	400m	200m
Section Times	1:52.57 [6] (0:13.88)	1:38.69 [3] (0:11.90)	1:26.79 [3] (0:12.45)	1:14.34 [3] (0:12.77)	1:01.57 [3] (0:12.69)	0:48.88 [4] (0:12.16)	0:36.72 [4] (0:11.99)	0:24.73 [4] (0:11.86)	0:12.87 [5] (0:12.87)
Average Speed [km/h]	53.5	61.5	58.0	56.6	57.3	59.7	60.3	60.7	56.1
Top Speed [km/h]	64.7	64.6	59.9	57.0	60.4	60.4	61.8	62.0	58.3
Avg. Dist. to Rail [m]	10.1	4.4	2.4	2.6	1.8	1.7	0.7	2.9	3.3
Avg. Stride Freq. [Hz]	2.1	2.2	2.2	2.1	2.2	2.3	2.3	2.3	2.2
Avg. Stride Length [m]	6.9	7.6	7.5	7.4	7.3	7.3	7.4	7.4	7.0



- [] Ranking at each section and finish
- .-.- No data available at this section
- NA No data available



Horse/Jockey Name	Lion's Roar
Final Rank	7
Fastest Section Time (Section)	0:11.71 (400m)
Top Speed [km/h] (Section)	62.4 (600m)
Race State	Finished

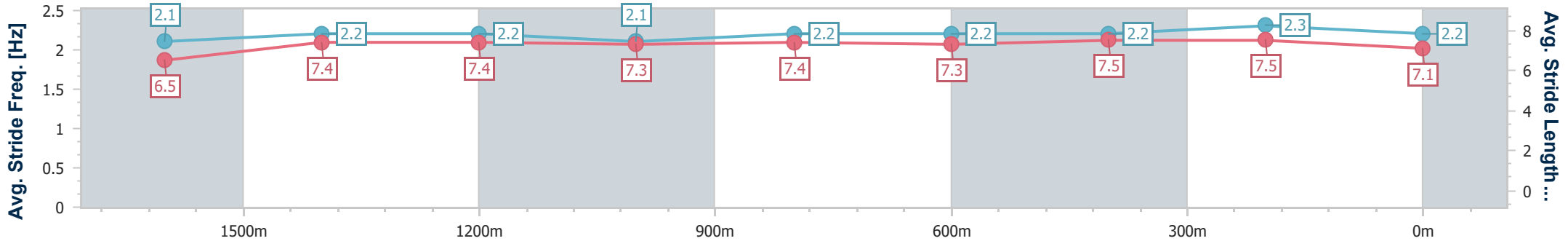
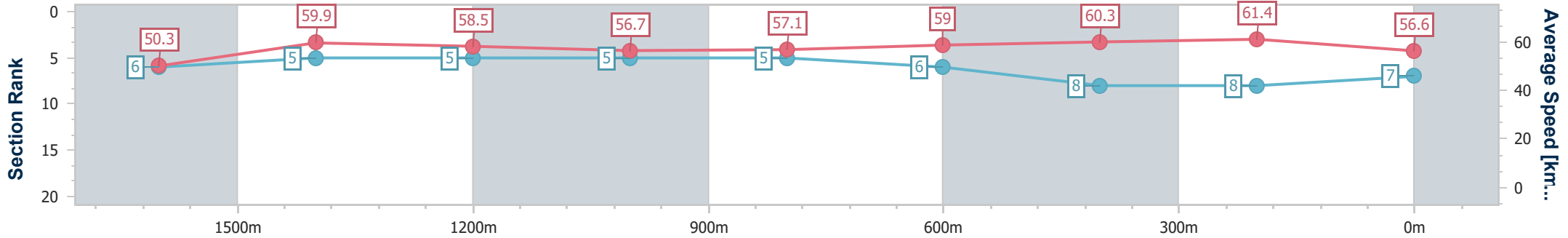


Eagle Farm QLD Professional
 Race 4: SKY RACING LORD MAYOR'S CUP - 1800m
 01 June 2024 - 13:30
 Track Rating: Soft 6, Weather: Overcast, Rail Position: True Entire Course



BRISBANE RACING CLUB

Section	Overall	1600m	1400m	1200m	1000m	800m	600m	400m	200m
Section Times	1:52.68 [7] (0:14.30)	1:38.38 [6] (0:12.05)	1:26.33 [5] (0:12.29)	1:14.04 [5] (0:12.69)	1:01.35 [5] (0:12.59)	0:48.76 [5] (0:12.27)	0:36.49 [6] (0:12.02)	0:24.47 [8] (0:11.71)	0:12.76 [8] (0:12.76)
Average Speed [km/h]	50.3	59.9	58.5	56.7	57.1	59.0	60.3	61.4	56.6
Top Speed [km/h]	60.3	60.5	60.1	57.4	58.5	59.8	62.4	62.3	60.3
Avg. Dist. to Rail [m]	1.4	0.5	0.2	0.5	0.4	1.2	1.2	4.9	5.4
Avg. Stride Freq. [Hz]	2.1	2.2	2.2	2.1	2.2	2.2	2.2	2.3	2.2
Avg. Stride Length [m]	6.5	7.4	7.4	7.3	7.4	7.3	7.5	7.5	7.1



- [] Ranking at each section and finish
- .-.- No data available at this section
- NA No data available



Horse/Jockey Name	Shock 'Em Ova
Final Rank	8
Fastest Section Time (Section)	0:11.78 (400m)
Top Speed [km/h] (Section)	63.3 (600m)
Race State	Finished



Eagle Farm QLD Professional

Race 4: SKY RACING LORD MAYOR'S CUP - 1800m

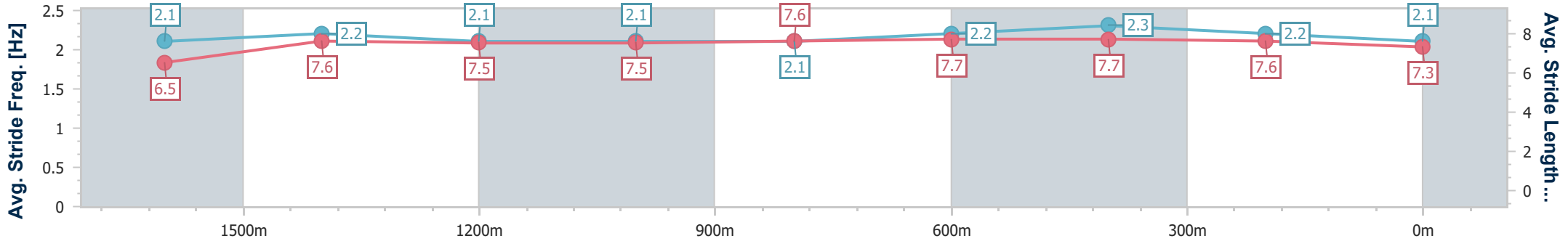
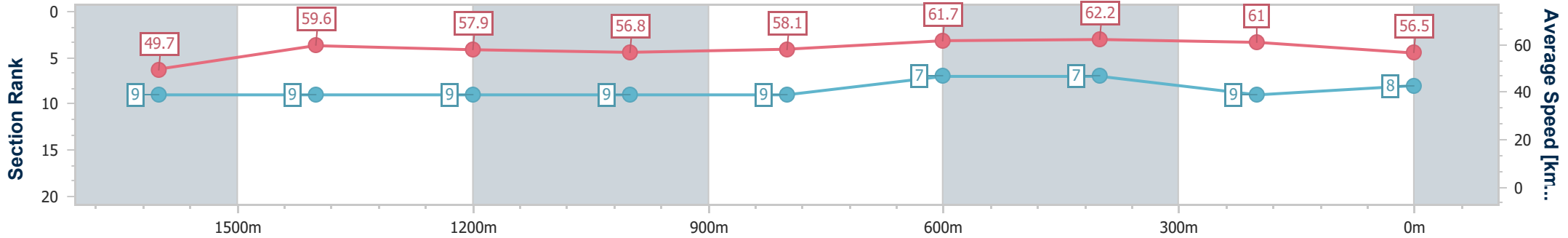
01 June 2024 - 13:30

Track Rating: Soft 6, Weather: Overcast, Rail Position: True Entire Course



BRISBANE RACING CLUB

Section	Overall	1600m	1400m	1200m	1000m	800m	600m	400m	200m
Section Times	1:52.86 [8] (0:14.66)	1:38.20 [9] (0:12.16)	1:26.04 [9] (0:12.43)	1:13.61 [9] (0:12.72)	1:00.89 [9] (0:12.60)	0:48.29 [9] (0:11.85)	0:36.44 [7] (0:11.79)	0:24.65 [7] (0:11.78)	0:12.87 [9] (0:12.87)
Average Speed [km/h]	49.7	59.6	57.9	56.8	58.1	61.7	62.2	61.0	56.5
Top Speed [km/h]	61.6	61.0	59.6	57.2	60.3	63.1	63.3	62.3	59.1
Avg. Dist. to Rail [m]	4.1	2.2	2.3	2.8	2.9	3.1	4.0	7.0	8.1
Avg. Stride Freq. [Hz]	2.1	2.2	2.1	2.1	2.1	2.2	2.3	2.2	2.1
Avg. Stride Length [m]	6.5	7.6	7.5	7.5	7.6	7.7	7.7	7.6	7.3



- [] Ranking at each section and finish
- .-.- No data available at this section
- NA No data available



Horse/Jockey Name	Adelaide River
Final Rank	9
Fastest Section Time (Section)	0:11.66 (600m)
Top Speed [km/h] (Section)	63.6 (400m)
Race State	Finished

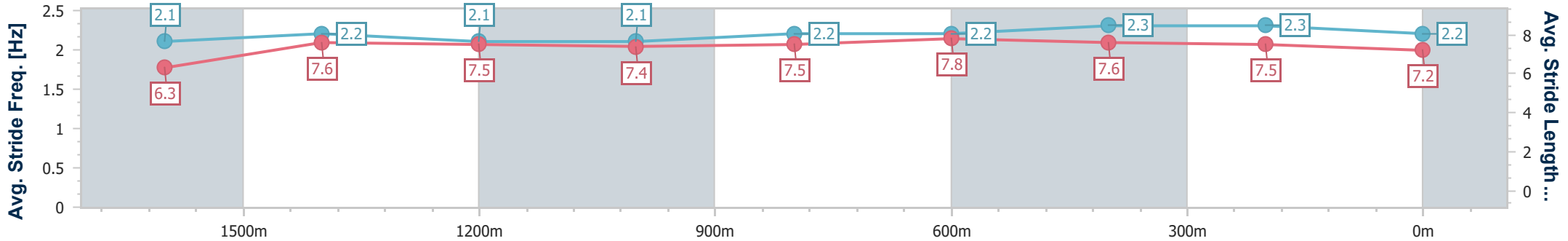
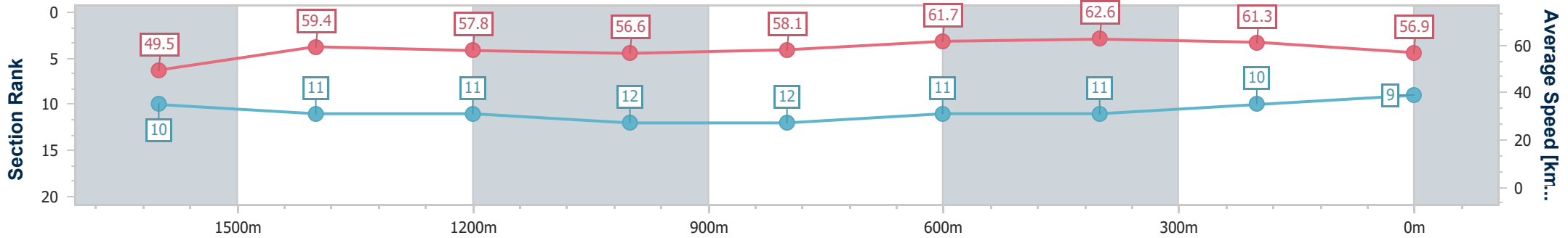


Eagle Farm QLD Professional
 Race 4: SKY RACING LORD MAYOR'S CUP - 1800m
 01 June 2024 - 13:30
 Track Rating: Soft 6, Weather: Overcast, Rail Position: True Entire Course



BRISBANE RACING CLUB

Section	Overall	1600m	1400m	1200m	1000m	800m	600m	400m	200m
Section Times	1:52.90 [9] (0:14.88)	1:38.02 [10] (0:12.22)	1:25.80 [11] (0:12.49)	1:13.31 [11] (0:12.77)	1:00.54 [12] (0:12.56)	0:47.98 [12] (0:11.84)	0:36.14 [11] (0:11.66)	0:24.48 [11] (0:11.73)	0:12.75 [10] (0:12.75)
Average Speed [km/h]	49.5	59.4	57.8	56.6	58.1	61.7	62.6	61.3	56.9
Top Speed [km/h]	62.8	62.9	59.1	57.7	60.3	62.5	63.5	63.6	58.7
Avg. Dist. to Rail [m]	7.0	2.9	3.1	3.8	3.0	2.7	3.1	7.8	9.4
Avg. Stride Freq. [Hz]	2.1	2.2	2.1	2.1	2.2	2.2	2.3	2.3	2.2
Avg. Stride Length [m]	6.3	7.6	7.5	7.4	7.5	7.8	7.6	7.5	7.2



- [] Ranking at each section and finish
- .-.- No data available at this section
- NA No data available



Horse/Jockey Name	Zoumon
Final Rank	10
Fastest Section Time (Section)	0:11.71 (1600m)
Top Speed [km/h] (Section)	64.4 (Overall)
Race State	Finished



Eagle Farm QLD Professional

Race 4: SKY RACING LORD MAYOR'S CUP - 1800m

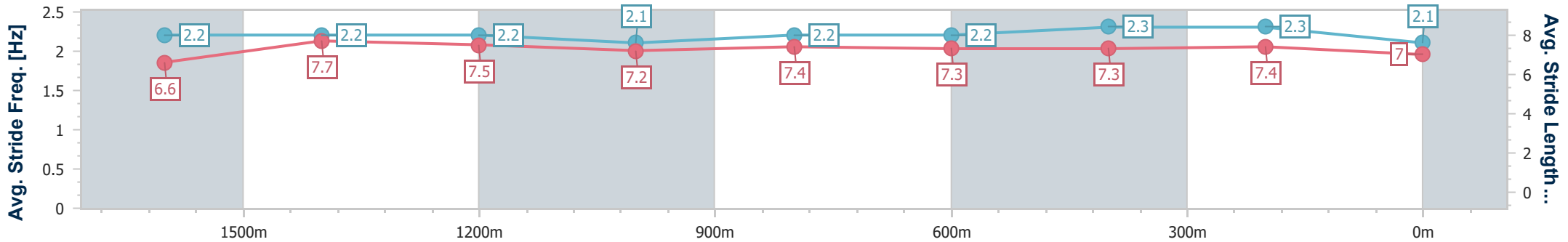
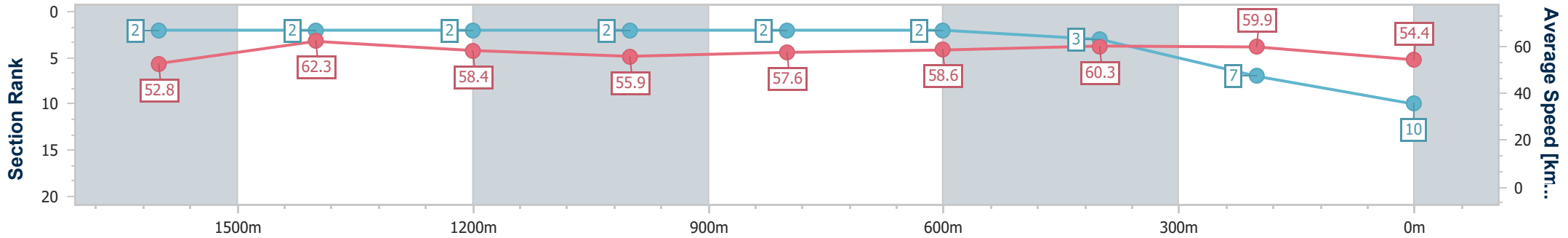
01 June 2024 - 13:30

Track Rating: Soft 6, Weather: Overcast, Rail Position: True Entire Course



BRISBANE RACING CLUB

Section	Overall	1600m	1400m	1200m	1000m	800m	600m	400m	200m
Section Times	1:53.13 [10] (0:13.86)	1:39.27 [2] (0:11.71)	1:27.56 [2] (0:12.39)	1:15.17 [2] (0:12.86)	1:02.31 [2] (0:12.61)	0:49.70 [2] (0:12.37)	0:37.33 [2] (0:12.03)	0:25.30 [3] (0:12.01)	0:13.29 [7] (0:13.29)
Average Speed [km/h]	52.8	62.3	58.4	55.9	57.6	58.6	60.3	59.9	54.4
Top Speed [km/h]	64.4	64.3	59.8	56.6	59.2	59.3	61.2	61.1	57.2
Avg. Dist. to Rail [m]	6.7	4.0	3.3	3.4	1.4	0.9	1.6	4.6	4.0
Avg. Stride Freq. [Hz]	2.2	2.2	2.2	2.1	2.2	2.2	2.3	2.3	2.1
Avg. Stride Length [m]	6.6	7.7	7.5	7.2	7.4	7.3	7.3	7.4	7.0



- [] Ranking at each section and finish
- .-.- No data available at this section
- NA No data available



Horse/Jockey Name	Eaglemont
Final Rank	11
Fastest Section Time (Section)	0:11.83 (600m)
Top Speed [km/h] (Section)	62.2 (600m)
Race State	Finished

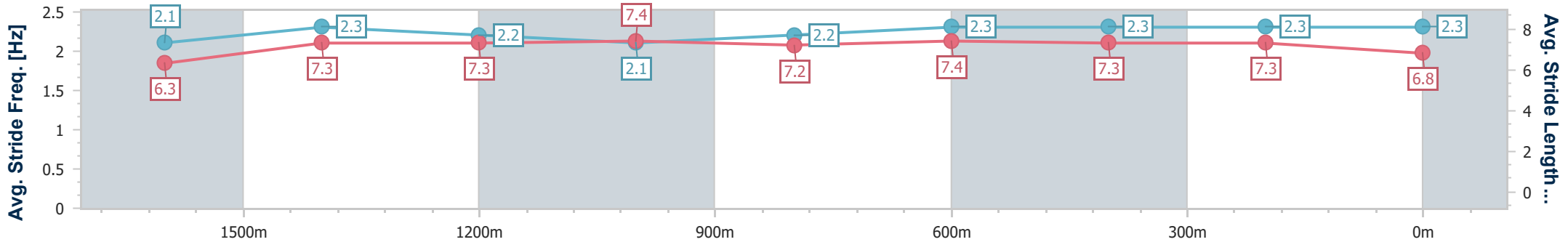
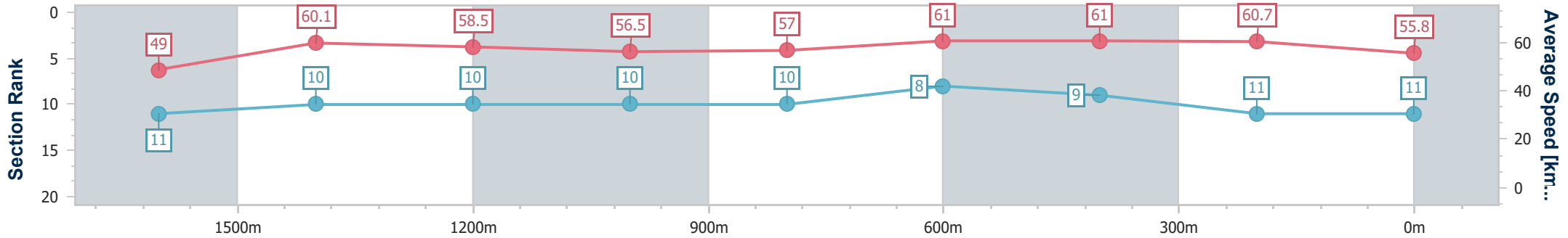


Eagle Farm QLD Professional
 Race 4: SKY RACING LORD MAYOR'S CUP - 1800m
 01 June 2024 - 13:30
 Track Rating: Soft 6, Weather: Overcast, Rail Position: True Entire Course



BRISBANE RACING CLUB

Section	Overall	1600m	1400m	1200m	1000m	800m	600m	400m	200m
Section Times	1:53.15 [11] (0:14.88)	1:38.27 [11] (0:12.10)	1:26.17 [10] (0:12.29)	1:13.88 [10] (0:12.73)	1:01.15 [10] (0:12.60)	0:48.55 [10] (0:11.84)	0:36.71 [8] (0:11.83)	0:24.88 [9] (0:11.88)	0:13.00 [11] (0:13.00)
Average Speed [km/h]	49.0	60.1	58.5	56.5	57.0	61.0	61.0	60.7	55.8
Top Speed [km/h]	60.4	60.8	60.0	57.4	58.6	62.1	62.2	62.0	58.1
Avg. Dist. to Rail [m]	4.2	1.9	0.8	0.5	0.6	0.6	1.2	4.2	6.5
Avg. Stride Freq. [Hz]	2.1	2.3	2.2	2.1	2.2	2.3	2.3	2.3	2.3
Avg. Stride Length [m]	6.3	7.3	7.3	7.4	7.2	7.4	7.3	7.3	6.8



- [] Ranking at each section and finish
- .-.- No data available at this section
- NA No data available



Horse/Jockey Name	Jimi Hendrix
Final Rank	12
Fastest Section Time (Section)	0:11.65 (600m)
Top Speed [km/h] (Section)	64.4 (600m)
Race State	Finished

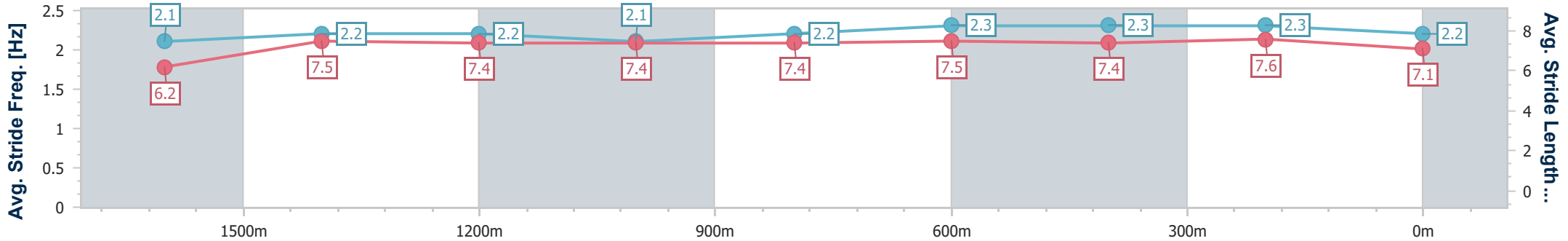
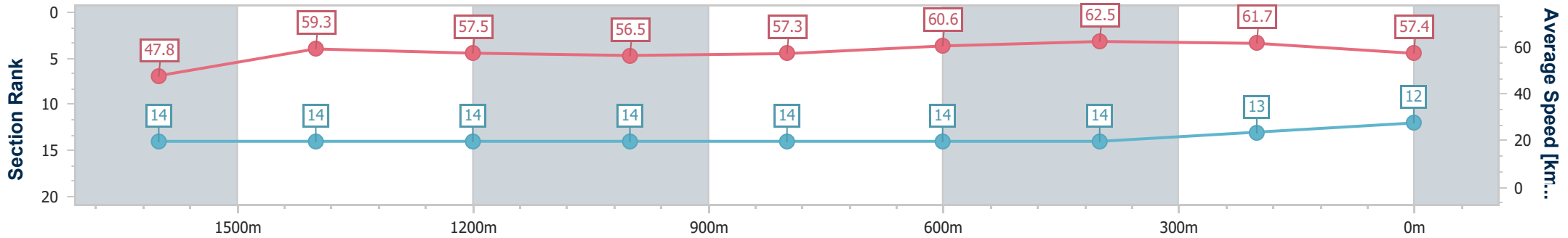


Eagle Farm QLD Professional
 Race 4: SKY RACING LORD MAYOR'S CUP - 1800m
 01 June 2024 - 13:30
 Track Rating: Soft 6, Weather: Overcast, Rail Position: True Entire Course



BRISBANE
 RACING CLUB

Section	Overall	1600m	1400m	1200m	1000m	800m	600m	400m	200m
Section Times	1:53.25 [12] (0:15.29)	1:37.96 [14] (0:12.18)	1:25.78 [14] (0:12.51)	1:13.27 [14] (0:12.76)	1:00.51 [14] (0:12.61)	0:47.90 [14] (0:11.94)	0:35.96 [14] (0:11.65)	0:24.31 [14] (0:11.66)	0:12.65 [13] (0:12.65)
Average Speed [km/h]	47.8	59.3	57.5	56.5	57.3	60.6	62.5	61.7	57.4
Top Speed [km/h]	59.9	60.2	58.9	57.7	58.8	62.4	64.4	64.1	60.0
Avg. Dist. to Rail [m]	6.0	0.6	1.3	2.0	1.1	1.0	2.2	3.5	5.7
Avg. Stride Freq. [Hz]	2.1	2.2	2.2	2.1	2.2	2.3	2.3	2.3	2.2
Avg. Stride Length [m]	6.2	7.5	7.4	7.4	7.4	7.5	7.4	7.6	7.1



- [] Ranking at each section and finish
- .-.- No data available at this section
- NA No data available



Horse/Jockey Name	Desert Icon
Final Rank	13
Fastest Section Time (Section)	0:11.86 (600m)
Top Speed [km/h] (Section)	61.9 (600m)
Race State	Finished



Eagle Farm QLD Professional

Race 4: SKY RACING LORD MAYOR'S CUP - 1800m

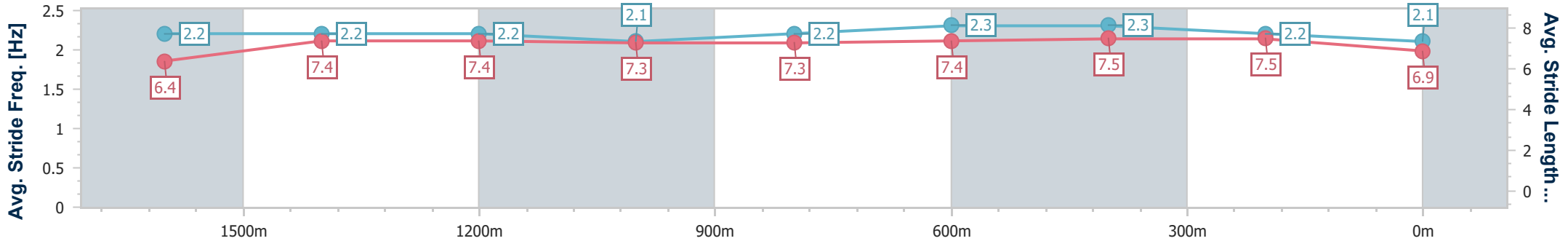
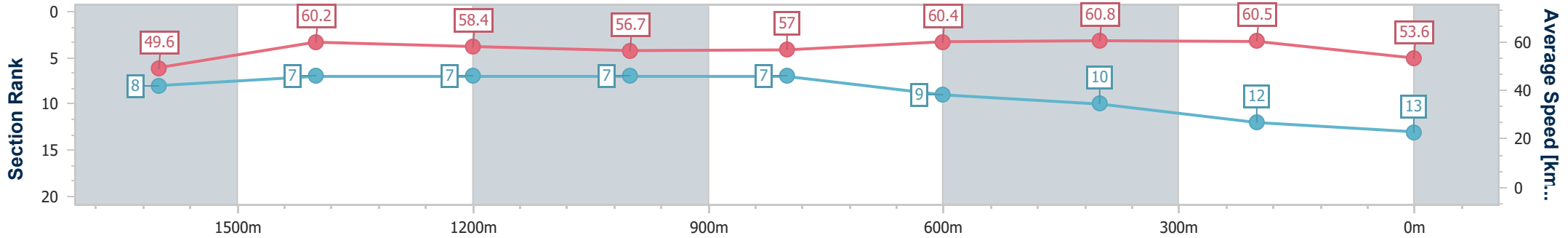
01 June 2024 - 13:30

Track Rating: Soft 6, Weather: Overcast, Rail Position: True Entire Course



BRISBANE RACING CLUB

Section	Overall	1600m	1400m	1200m	1000m	800m	600m	400m	200m
Section Times	1:53.73 [13] (0:14.52)	1:39.21 [8] (0:12.06)	1:27.15 [7] (0:12.31)	1:14.84 [7] (0:12.72)	1:02.12 [7] (0:12.70)	0:49.42 [7] (0:12.14)	0:37.28 [9] (0:11.86)	0:25.42 [10] (0:11.93)	0:13.49 [12] (0:13.49)
Average Speed [km/h]	49.6	60.2	58.4	56.7	57.0	60.4	60.8	60.5	53.6
Top Speed [km/h]	61.3	61.2	59.9	57.3	60.3	61.4	61.9	61.5	57.8
Avg. Dist. to Rail [m]	2.0	1.7	1.8	1.1	1.6	3.0	0.9	1.6	1.8
Avg. Stride Freq. [Hz]	2.2	2.2	2.2	2.1	2.2	2.3	2.3	2.2	2.1
Avg. Stride Length [m]	6.4	7.4	7.4	7.3	7.3	7.4	7.5	7.5	6.9



- [] Ranking at each section and finish
- .-.- No data available at this section
- NA No data available



Horse/Jockey Name	Cleveland
Final Rank	14
Fastest Section Time (Section)	0:11.87 (600m)
Top Speed [km/h] (Section)	63.8 (600m)
Race State	Finished



Eagle Farm QLD Professional

Race 4: SKY RACING LORD MAYOR'S CUP - 1800m

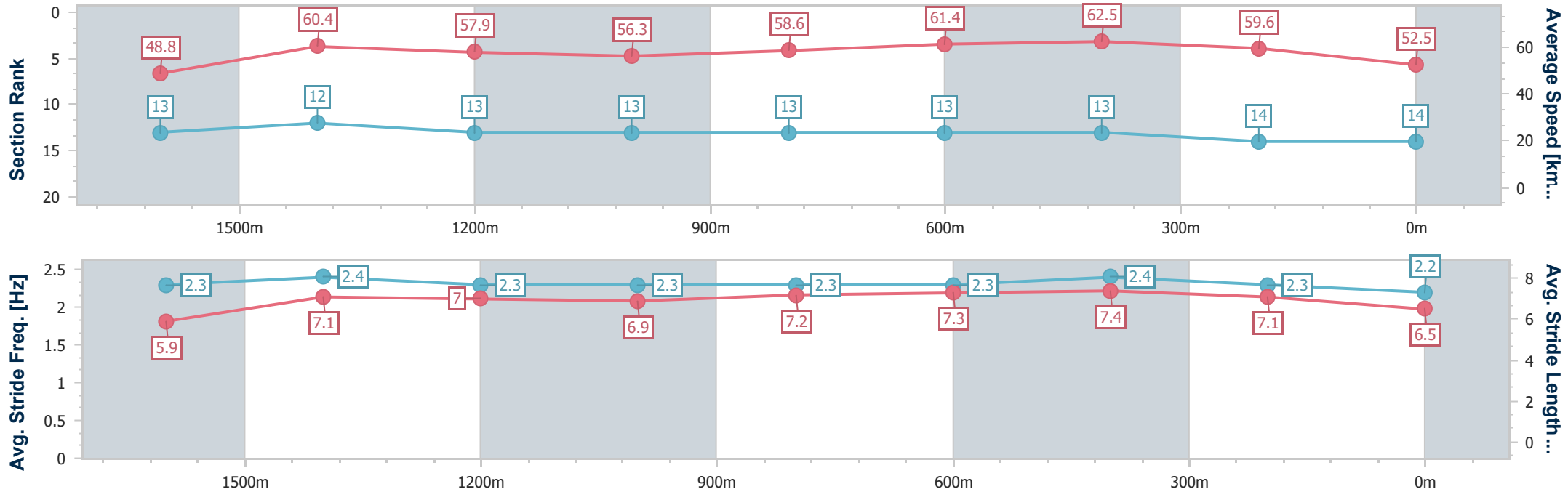
01 June 2024 - 13:30

Track Rating: Soft 6, Weather: Overcast, Rail Position: True Entire Course



BRISBANE RACING CLUB

Section	Overall	1600m	1400m	1200m	1000m	800m	600m	400m	200m
Section Times	1:54.73 [14] (0:15.15)	1:39.58 [13] (0:12.16)	1:27.42 [12] (0:12.47)	1:14.95 [13] (0:12.82)	1:02.13 [13] (0:12.49)	0:49.64 [13] (0:11.97)	0:37.67 [13] (0:11.87)	0:25.80 [13] (0:12.07)	0:13.73 [14] (0:13.73)
Average Speed [km/h]	48.8	60.4	57.9	56.3	58.6	61.4	62.5	59.6	52.5
Top Speed [km/h]	61.1	62.0	59.8	57.6	60.4	62.3	63.8	62.6	57.9
Avg. Dist. to Rail [m]	9.4	4.5	4.2	3.8	3.1	4.6	5.9	7.6	7.2
Avg. Stride Freq. [Hz]	2.3	2.4	2.3	2.3	2.3	2.3	2.4	2.3	2.2
Avg. Stride Length [m]	5.9	7.1	7.0	6.9	7.2	7.3	7.4	7.1	6.5



- [] Ranking at each section and finish
- .-.- No data available at this section
- NA No data available



Eagle Farm QLD Professional

Race 5: AQUIS STALLIONS SIRES' PRODUCE STAKES - 1400m

01 June 2024 - 14:06



BRISBANE
RACING CLUB

Track Rating: Soft 6, Weather: Overcast, Rail Position: True Entire Course

Section							Overall	1200m	1000m	800m	600m	400m	Last 600m
Field Times							1:25.37 (0:13.06)	1:12.31 (0:10.96)	1:01.35 (0:11.89)	0:49.46 (0:12.19)	0:37.27 (0:12.40)	0:24.87 (0:12.09)	0:37.27
Rank	TAB	Horse/Jockey	Barrier	Top Speed [km/h]	Fastest Section								Distance Travelled [m]
1	1	BROADSIDING Jamie Kah	21	67.5 1200m	0:11.05 1200m	1:25.37 [1] (0:14.52)	1:10.85 [17] (0:11.05)	0:59.80 [16] (0:12.03)	0:47.77 [16] (0:11.76)	0:36.01 [15] (0:12.03)	0:23.98 [15] (0:11.56)	0:36.01	
2	6	ZOUNA Adin Thompson	23	66.8 1200m	0:10.93 1200m	1:25.53 [2] (0:14.43)	1:11.10 [16] (0:10.93)	1:00.17 [14] (0:11.90)	0:48.27 [14] (0:11.97)	0:36.30 [13] (0:12.00)	0:24.30 [12] (0:11.69)	0:36.30	+6
3	5	SUPERALLOY Jason Collett	7	66.7 1200m	0:11.10 1200m	1:25.57 [3] (0:13.70)	1:11.87 [9] (0:11.10)	1:00.77 [7] (0:11.93)	0:48.84 [8] (0:12.07)	0:36.77 [7] (0:12.10)	0:24.67 [5] (0:11.86)	0:36.77	+1
4	2	BITTERCREEK Blake Shinn	17	69.1 Overall	0:10.99 1200m	1:25.60 [4] (0:13.32)	1:12.28 [4] (0:10.99)	1:01.29 [4] (0:12.09)	0:49.20 [4] (0:12.20)	0:37.00 [5] (0:12.24)	0:24.76 [4] (0:11.84)	0:37.00	+1
5	10	SMASHING TIME Tommy Berry	15	65.0 1200m	0:11.19 1200m	1:25.86 [5] (0:14.30)	1:11.56 [15] (0:11.19)	1:00.37 [15] (0:11.91)	0:48.46 [15] (0:12.08)	0:36.38 [16] (0:11.88)	0:24.50 [14] (0:11.65)	0:36.38	-3
6	15	BARBARIC LAD Luke Currie	13	65.8 1200m	0:11.19 1200m	1:25.88 [6] (0:13.89)	1:11.99 [11] (0:11.19)	1:00.80 [11] (0:11.88)	0:48.92 [11] (0:12.05)	0:36.87 [10] (0:12.11)	0:24.76 [8] (0:11.86)	0:36.87	-2
7	16	EL MORZILLO Craig Williams	4	67.6 Overall	0:11.08 1200m	1:26.00 [7] (0:13.42)	1:12.58 [5] (0:11.08)	1:01.50 [5] (0:11.91)	0:49.59 [5] (0:12.14)	0:37.45 [4] (0:12.43)	0:25.02 [6] (0:11.88)	0:37.45	-7
8	11	MEGASTAR HEART James Orman	18	70.8 Overall	0:10.84 1200m	1:26.23 [8] (0:13.28)	1:12.95 [3] (0:10.84)	1:02.11 [2] (0:11.89)	0:50.22 [2] (0:12.16)	0:38.06 [2] (0:12.46)	0:25.60 [2] (0:11.96)	0:38.06	-4
9	12	ANGEL CAPITAL Mark Zahra	12	64.8 1200m	0:11.26 1200m	1:26.41 [9] (0:13.98)	1:12.43 [12] (0:11.26)	1:01.17 [12] (0:11.92)	0:49.25 [12] (0:12.07)	0:37.18 [12] (0:11.97)	0:25.21 [10] (0:11.88)	0:37.18	-4
10	7	CAN'T RECALL ONE Robbie Dolan	14	65.7 1200m	0:11.17 1200m	1:26.64 [10] (0:14.91)	1:11.73 [18] (0:11.17)	1:00.56 [18] (0:11.81)	0:48.75 [18] (0:11.79)	0:36.96 [17] (0:11.90)	0:25.06 [17] (0:12.05)	0:36.96	+2

Scratched: Italian Dancer (#22), Torn (#23), Harlem Queen (#21), Omnic (#9), Point And Shoot (#19)

Report Created: Sat 1 June 2024 14:23 GMT+10 (Note: Timing is based on position data)

Page 1/22

[] Ranking at each section and finish
 -:-:- No data available at this section
 NA No data available

SCN Saddle cloth number
 DNF Did not finish
 DNT Did not track

data processed by TRIPLES DATA



Eagle Farm QLD Professional

Race 5: AQUIS STALLIONS SIRES' PRODUCE STAKES - 1400m

01 June 2024 - 14:06



BRISBANE
RACING CLUB

Track Rating: Soft 6, Weather: Overcast, Rail Position: True Entire Course

Section											Last 600m		
Field Times											0:37.27		
	Overall	1200m	1000m	800m	600m	400m							
	1:25.37 (0:13.06)	1:12.31 (0:10.96)	1:01.35 (0:11.89)	0:49.46 (0:12.19)	0:37.27 (0:12.40)	0:24.87 (0:12.09)							
Rank	TAB	Horse/Jockey	Barrier	Top Speed [km/h]	Fastest Section								Distance Travelled [m]
11	13	COSMIC FIRE Andrew Mallyon	19	69.9	0:10.96	1:26.72 [11] (0:13.06)	1:13.66 [1] (0:10.96)	1:02.70 [1] (0:11.89)	0:50.81 [1] (0:12.19)	0:38.62 [1] (0:12.40)	0:26.22 [1] (0:12.30)	0:38.62	-7
12	18	JEMOMA ALPILAGE Vlad Duric	10	65.4	0:11.27	1:27.27 [12] (0:13.99)	1:13.28 [13] (0:11.27)	1:02.01 [13] (0:11.97)	0:50.04 [13] (0:12.11)	0:37.93 [14] (0:12.06)	0:25.87 [16] (0:12.42)	0:37.93	-6
13	4	ALTHOFF Nash Rawiller	11	67.4	0:11.14	1:27.29 [13] (0:13.56)	1:13.73 [6] (0:11.14)	1:02.59 [6] (0:11.84)	0:50.75 [6] (0:12.14)	0:38.61 [6] (0:12.43)	0:26.18 [7] (0:12.18)	0:38.61	+1
14	14	BRUTAL BOWLER Tim Clark	3	66.8	0:11.32	1:27.33 [14] (0:13.70)	1:13.63 [8] (0:11.32)	1:02.31 [10] (0:11.90)	0:50.41 [10] (0:12.11)	0:38.30 [11] (0:12.33)	0:25.97 [13] (0:12.33)	0:38.30	-6
15	17	TERRITORY ASH Ron Stewart	5	68.3	0:11.08	1:27.36 [15] (0:13.19)	1:14.17 [2] (0:11.08)	1:03.09 [3] (0:11.90)	0:51.19 [3] (0:12.19)	0:39.00 [3] (0:12.48)	0:26.52 [3] (0:12.40)	0:39.00	-7
16	20	PROVANCE Ryan Maloney	2	66.7	0:11.24	1:27.98 [16] (0:13.56)	1:14.42 [7] (0:11.24)	1:03.18 [8] (0:11.89)	0:51.29 [7] (0:12.14)	0:39.15 [8] (0:12.40)	0:26.75 [11] (0:12.29)	0:39.15	-5
17	8	HEAVENLY IMPACT Damien Thornton	1	66.1	0:11.11	1:28.34 [17] (0:13.83)	1:14.51 [10] (0:11.11)	1:03.40 [9] (0:11.97)	0:51.43 [9] (0:12.00)	0:39.43 [9] (0:12.26)	0:27.17 [9] (0:12.46)	0:39.43	-3
18	3	BEAU DAZZLER Adam Hyeronimus	6	65.2	0:11.58	1:30.08 [18] (0:14.05)	1:16.03 [14] (0:11.58)	1:04.45 [17] (0:12.05)	0:52.40 [17] (0:12.09)	0:40.31 [18] (0:12.66)	0:27.65 [18] (0:12.89)	0:40.31	-6

Scratched: Italian Dancer (#22), Torn (#23), Harlem Queen (#21), Omnic (#9), Point And Shoot (#19)



Eagle Farm QLD Professional

Race 5: AQUIS STALLIONS SIRES' PRODUCE STAKES - 1400m

01 June 2024 - 14:06



BRISBANE
RACING CLUB

Track Rating: Soft 6, Weather: Overcast, Rail Position: True Entire Course

Section				200m				Last 600m	
Field Times				0:12.78 (0:12.78)				0:37.27	
Rank	TAB	Horse/Jockey	Barrier	Top Speed [km/h]	Fastest Section	Margin			Distance Travelled [m]
1	1	BROADSIDING Jamie Kah	21	67.5 1200m	0:11.05 1200m	0:12.42 [7] (0:12.42)	1:25.37		0:36.01
2	6	ZOUNA Adin Thompson	23	66.8 1200m	0:10.93 1200m	0:12.61 [6] (0:12.61)	0.95L		0:36.30 +6
3	5	SUPERALLOY Jason Collett	7	66.7 1200m	0:11.10 1200m	0:12.81 [3] (0:12.81)	1.2L		0:36.77 +1
4	2	BITTERCREEK Blake Shinn	17	69.1 Overall	0:10.99 1200m	0:12.92 [2] (0:12.92)	1.4L		0:37.00 +1
5	10	SMASHING TIME Tommy Berry	15	65.0 1200m	0:11.19 1200m	0:12.85 [9] (0:12.85)	2.92L		0:36.38 -3
6	15	BARBARIC LAD Luke Currie	13	65.8 1200m	0:11.19 1200m	0:12.90 [8] (0:12.90)	3.01L		0:36.87 -2
7	16	EL MORZILLO Craig Williams	4	67.6 Overall	0:11.08 1200m	0:13.14 [5] (0:13.14)	3.74L		0:37.45 -7
8	11	MEGASTAR HEART James Orman	18	70.8 Overall	0:10.84 1200m	0:13.64 [1] (0:13.64)	5.07L		0:38.06 -4
9	12	ANGEL CAPITAL Mark Zahra	12	64.8 1200m	0:11.26 1200m	0:13.33 [10] (0:13.33)	6.17L		0:37.18 -4
10	7	CAN'T RECALL ONE Robbie Dolan	14	65.7 1200m	0:11.17 1200m	0:13.01 [14] (0:13.01)	7.48L		0:36.96 +2

Scratched: Italian Dancer (#22), Torn (#23), Harlem Queen (#21), Omnic (#9), Point And Shoot (#19)

Report Created: Sat 1 June 2024 14:23 GMT+10 (Note: Timing is based on position data)

Page 3/22

[] Ranking at each section and finish
 -:-:- No data available at this section
 NA No data available

SCN Saddle cloth number
 DNF Did not finish
 DNT Did not track

data processed by  **TRIPLES DATA**



Eagle Farm QLD Professional

Race 5: AQUIS STALLIONS SIRES' PRODUCE STAKES - 1400m

01 June 2024 - 14:06



BRISBANE
RACING CLUB

Track Rating: Soft 6, Weather: Overcast, Rail Position: True Entire Course

Section				200m				Last 600m	
Field Times				0:12.78 (0:12.78)				0:37.27	
Rank	TAB Horse/Jockey	Barrier	Top Speed [km/h]	Fastest Section	Margin			Distance Travelled [m]	
11	13 COSMIC FIRE Andrew Mallyon	19	69.9	0:10.96 Overall 1200m	0:13.92 [4] (0:13.92)	7.99L		0:38.62	-7
12	18 JEMOMA ALPILAGE Vlad Duric	10	65.4	0:11.27 Overall 1200m	0:13.45 [17] (0:13.45)	11.18L		0:37.93	-6
13	4 ALTHOFF Nash Rawiller	11	67.4	0:11.14 1200m 1200m	0:14.00 [12] (0:14.00)	11.34L		0:38.61	+1
14	14 BRUTAL BOWLER Tim Clark	3	66.8	0:11.32 Overall 1200m	0:13.64 [16] (0:13.64)	11.54L		0:38.30	-6
15	17 TERRITORY ASH Ron Stewart	5	68.3	0:11.08 Overall 1200m	0:14.12 [11] (0:14.12)	11.71L		0:39.00	-7
16	20 PROVANCE Ryan Maloney	2	66.7	0:11.24 1200m 1200m	0:14.46 [13] (0:14.46)	15.4L		0:39.15	-5
17	8 HEAVENLY IMPACT Damien Thornton	1	66.1	0:11.11 1200m 1200m	0:14.71 [15] (0:14.71)	17.49L		0:39.43	-3
18	3 BEAU DAZZLER Adam Hyeronimus	6	65.2	0:11.58 Overall 1200m	0:14.76 [18] (0:14.76)	27.74L		0:40.31	-6

Scratched: Italian Dancer (#22), Torn (#23), Harlem Queen (#21), Omnic (#9), Point And Shoot (#19)



Horse/Jockey Name	Broadsiding
Final Rank	1
Fastest Section Time (Section)	0:11.05 (1200m)
Top Speed [km/h] (Section)	67.5 (1200m)
Race State	Finished



Eagle Farm QLD Professional



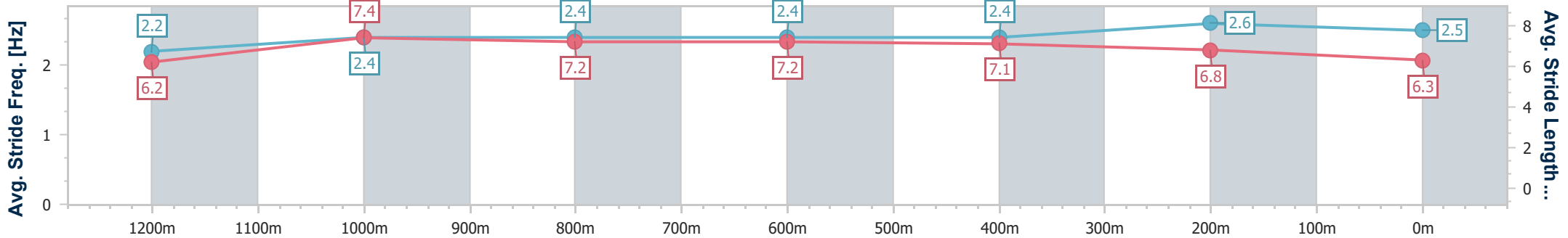
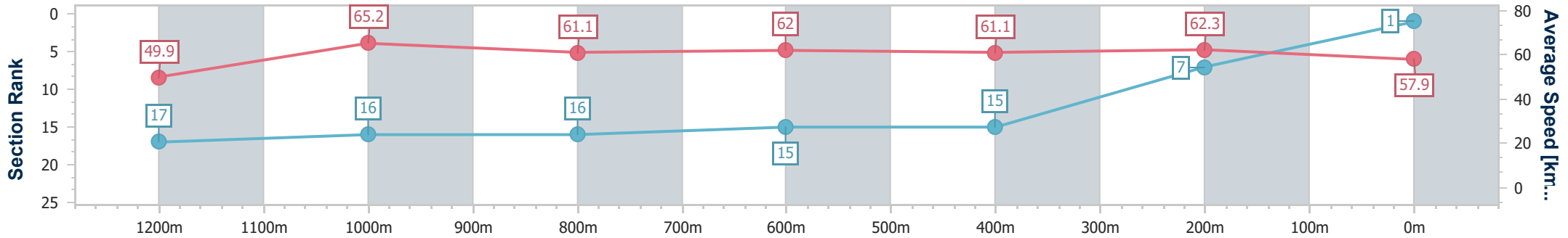
Race 5: AQUIS STALLIONS SIRES' PRODUCE STAKES - 1400m

01 June 2024 - 14:06

BRISBANE RACING CLUB

Track Rating: Soft 6, Weather: Overcast, Rail Position: True Entire Course

Section	Overall	1200m	1000m	800m	600m	400m	200m
Section Times	1:25.37 [1] (0:14.52)	1:10.85 [17] (0:11.05)	0:59.80 [16] (0:12.03)	0:47.77 [16] (0:11.76)	0:36.01 [15] (0:12.03)	0:23.98 [15] (0:11.56)	0:12.42 [7] (0:12.42)
Average Speed [km/h]	49.9	65.2	61.1	62.0	61.1	62.3	57.9
Top Speed [km/h]	65.0	67.5	63.6	62.9	62.4	63.2	61.4
Avg. Dist. to Rail [m]	11.9	2.8	3.4	3.1	3.9	11.4	10.5
Avg. Stride Freq. [Hz]	2.2	2.4	2.4	2.4	2.4	2.6	2.5
Avg. Stride Length [m]	6.2	7.4	7.2	7.2	7.1	6.8	6.3



- [] Ranking at each section and finish
- .-.- No data available at this section
- NA No data available



Horse/Jockey Name	Zouna
Final Rank	2
Fastest Section Time (Section)	0:10.93 (1200m)
Top Speed [km/h] (Section)	66.8 (1200m)
Race State	Finished



Eagle Farm QLD Professional



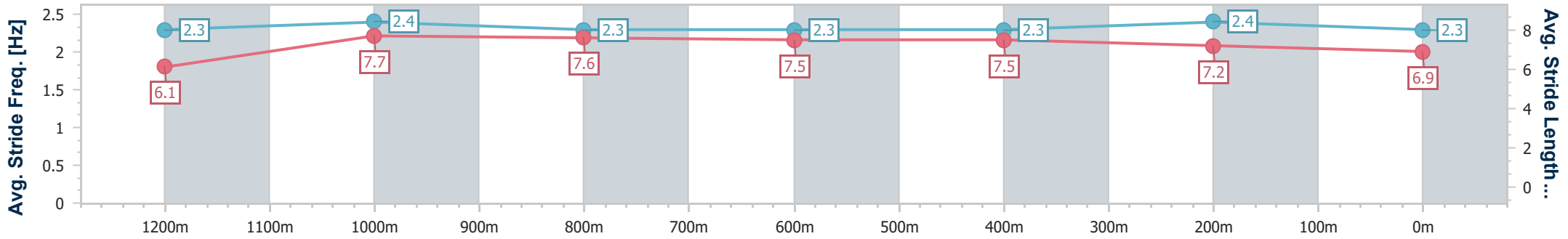
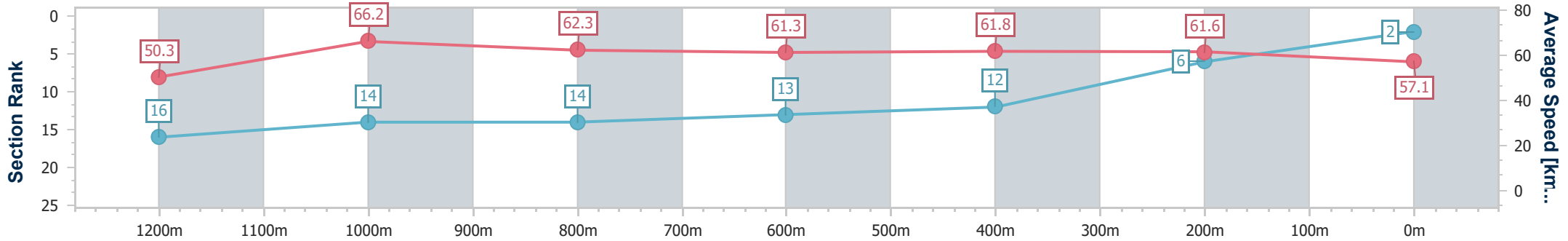
Race 5: AQUIS STALLIONS SIRES' PRODUCE STAKES - 1400m

01 June 2024 - 14:06

BRISBANE RACING CLUB

Track Rating: Soft 6, Weather: Overcast, Rail Position: True Entire Course

Section	Overall	1200m	1000m	800m	600m	400m	200m
Section Times	1:25.53 [2] (0:14.43)	1:11.10 [16] (0:10.93)	1:00.17 [14] (0:11.90)	0:48.27 [14] (0:11.97)	0:36.30 [13] (0:12.00)	0:24.30 [12] (0:11.69)	0:12.61 [6] (0:12.61)
Average Speed [km/h]	50.3	66.2	62.3	61.3	61.8	61.6	57.1
Top Speed [km/h]	64.6	66.8	64.7	63.5	63.5	62.6	60.5
Avg. Dist. to Rail [m]	12.7	4.8	5.6	4.6	5.8	11.2	9.9
Avg. Stride Freq. [Hz]	2.3	2.4	2.3	2.3	2.3	2.4	2.3
Avg. Stride Length [m]	6.1	7.7	7.6	7.5	7.5	7.2	6.9



- [] Ranking at each section and finish
- .-.- No data available at this section
- NA No data available



Horse/Jockey Name	Superalloy
Final Rank	3
Fastest Section Time (Section)	0:11.10 (1200m)
Top Speed [km/h] (Section)	66.7 (1200m)
Race State	Finished



Eagle Farm QLD Professional



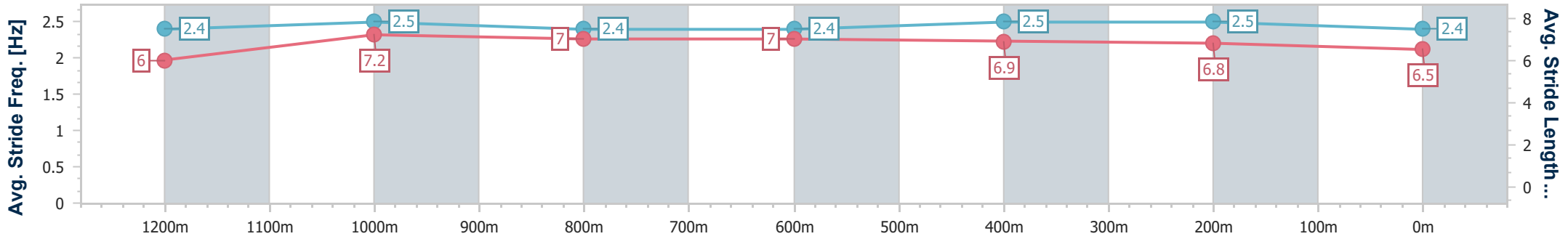
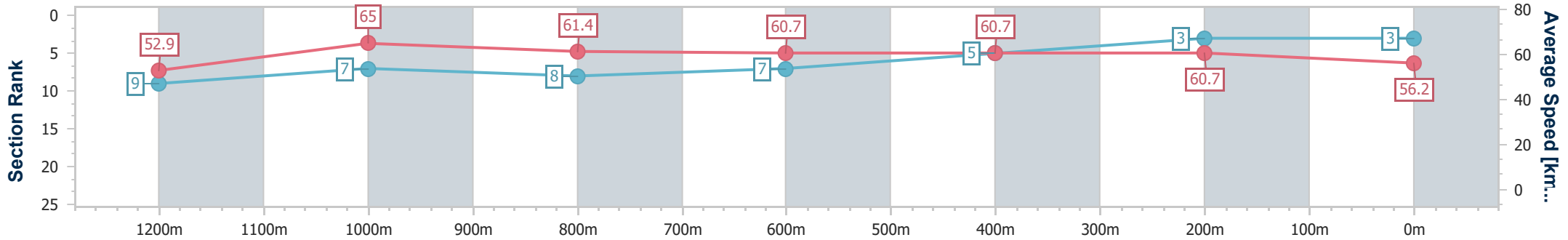
Race 5: AQUIS STALLIONS SIRES' PRODUCE STAKES - 1400m

01 June 2024 - 14:06

Track Rating: Soft 6, Weather: Overcast, Rail Position: True Entire Course

BRISBANE RACING CLUB

Section	Overall	1200m	1000m	800m	600m	400m	200m
Section Times	1:25.57 [3] (0:13.70)	1:11.87 [9] (0:11.10)	1:00.77 [7] (0:11.93)	0:48.84 [8] (0:12.07)	0:36.77 [7] (0:12.10)	0:24.67 [5] (0:11.86)	0:12.81 [3] (0:12.81)
Average Speed [km/h]	52.9	65.0	61.4	60.7	60.7	60.7	56.2
Top Speed [km/h]	66.0	66.7	62.7	62.5	61.3	62.0	58.5
Avg. Dist. to Rail [m]	5.9	3.9	3.7	4.1	3.4	7.6	6.2
Avg. Stride Freq. [Hz]	2.4	2.5	2.4	2.4	2.5	2.5	2.4
Avg. Stride Length [m]	6.0	7.2	7.0	7.0	6.9	6.8	6.5



- [] Ranking at each section and finish
- .-.- No data available at this section
- NA No data available



Horse/Jockey Name	Bittercreek
Final Rank	4
Fastest Section Time (Section)	0:10.99 (1200m)
Top Speed [km/h] (Section)	69.1 (Overall)
Race State	Finished



Eagle Farm QLD Professional



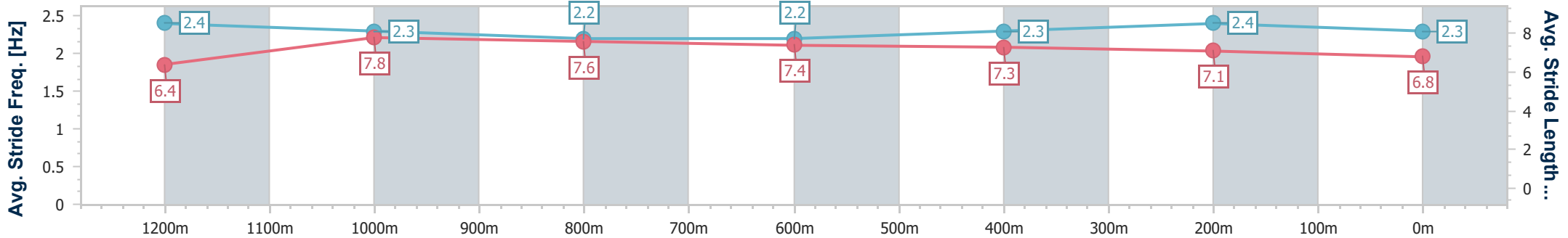
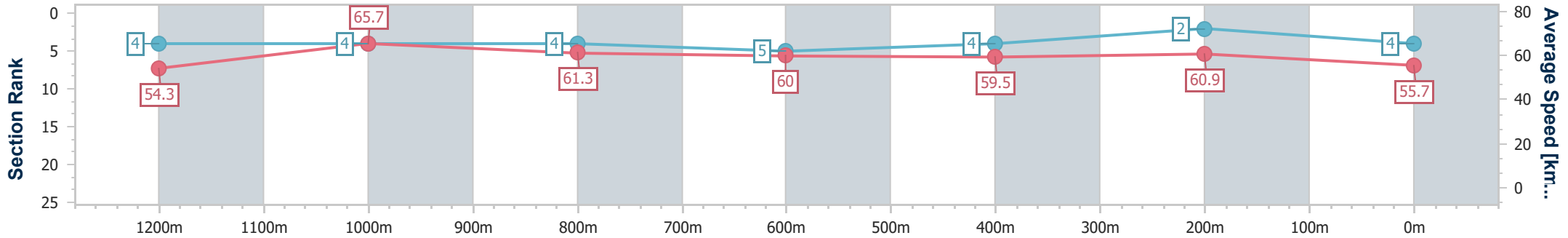
Race 5: AQUIS STALLIONS SIRES' PRODUCE STAKES - 1400m

01 June 2024 - 14:06

Track Rating: Soft 6, Weather: Overcast, Rail Position: True Entire Course

BRISBANE RACING CLUB

Section	Overall	1200m	1000m	800m	600m	400m	200m
Section Times	1:25.60 [4] (0:13.32)	1:12.28 [4] (0:10.99)	1:01.29 [4] (0:12.09)	0:49.20 [4] (0:12.20)	0:37.00 [5] (0:12.24)	0:24.76 [4] (0:11.84)	0:12.92 [2] (0:12.92)
Average Speed [km/h]	54.3	65.7	61.3	60.0	59.5	60.9	55.7
Top Speed [km/h]	69.1	68.5	63.9	61.4	60.1	62.2	59.0
Avg. Dist. to Rail [m]	10.2	4.4	5.4	4.1	2.3	6.2	4.1
Avg. Stride Freq. [Hz]	2.4	2.3	2.2	2.2	2.3	2.4	2.3
Avg. Stride Length [m]	6.4	7.8	7.6	7.4	7.3	7.1	6.8



- [] Ranking at each section and finish
- .-.- No data available at this section
- NA No data available



Horse/Jockey Name	Smashing Time
Final Rank	5
Fastest Section Time (Section)	0:11.19 (1200m)
Top Speed [km/h] (Section)	65.0 (1200m)
Race State	Finished



Eagle Farm QLD Professional



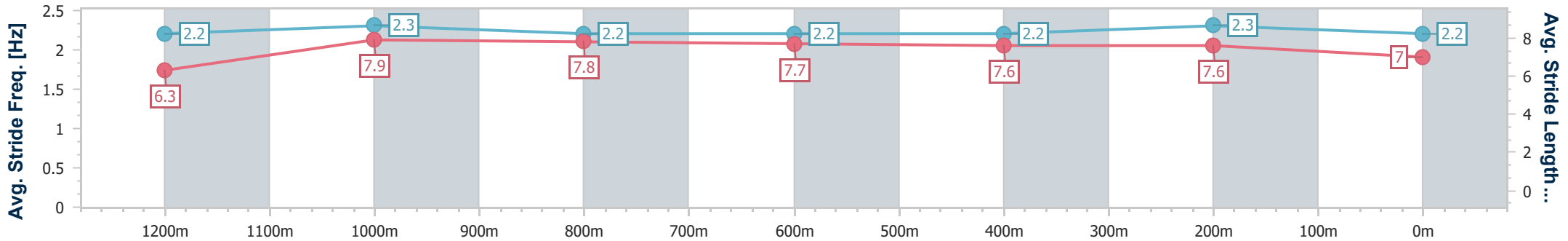
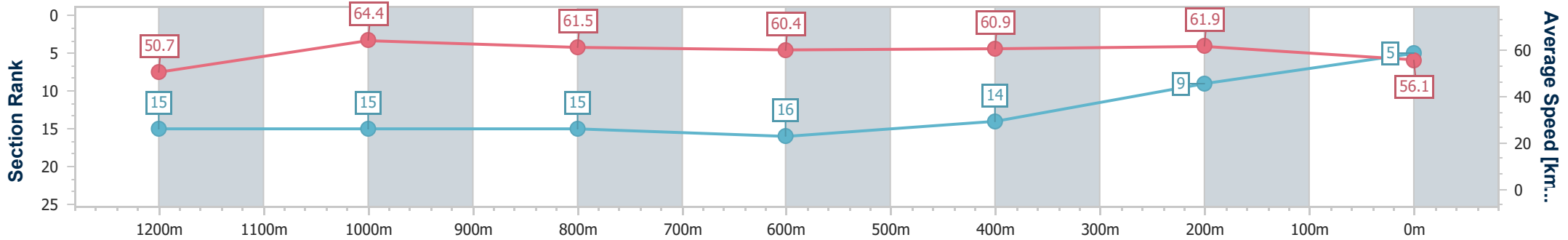
Race 5: AQUIS STALLIONS SIRES' PRODUCE STAKES - 1400m

01 June 2024 - 14:06

BRISBANE RACING CLUB

Track Rating: Soft 6, Weather: Overcast, Rail Position: True Entire Course

Section	Overall	1200m	1000m	800m	600m	400m	200m
Section Times	1:25.86 [5] (0:14.30)	1:11.56 [15] (0:11.19)	1:00.37 [15] (0:11.91)	0:48.46 [15] (0:12.08)	0:36.38 [16] (0:11.88)	0:24.50 [14] (0:11.65)	0:12.85 [9] (0:12.85)
Average Speed [km/h]	50.7	64.4	61.5	60.4	60.9	61.9	56.1
Top Speed [km/h]	64.4	65.0	63.7	61.4	62.0	63.5	59.7
Avg. Dist. to Rail [m]	9.7	3.8	3.2	2.7	1.2	5.7	6.3
Avg. Stride Freq. [Hz]	2.2	2.3	2.2	2.2	2.2	2.3	2.2
Avg. Stride Length [m]	6.3	7.9	7.8	7.7	7.6	7.6	7.0



- [] Ranking at each section and finish
- .-.- No data available at this section
- NA No data available



Horse/Jockey Name	Barbaric Lad
Final Rank	6
Fastest Section Time (Section)	0:11.19 (1200m)
Top Speed [km/h] (Section)	65.8 (1200m)
Race State	Finished



Eagle Farm QLD Professional



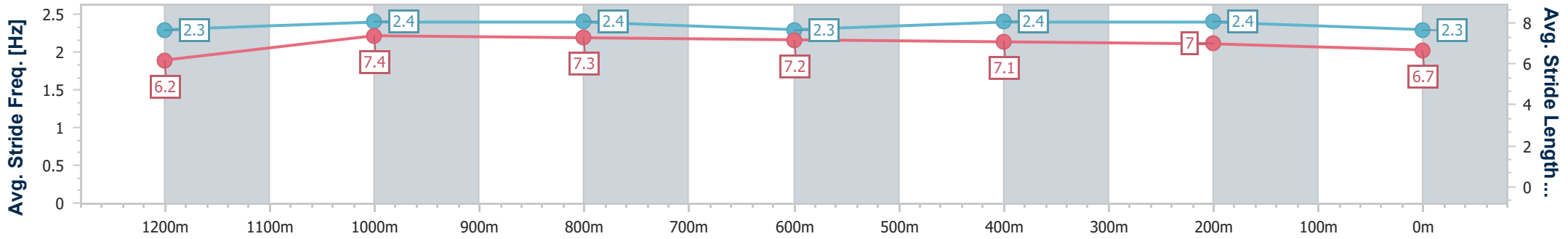
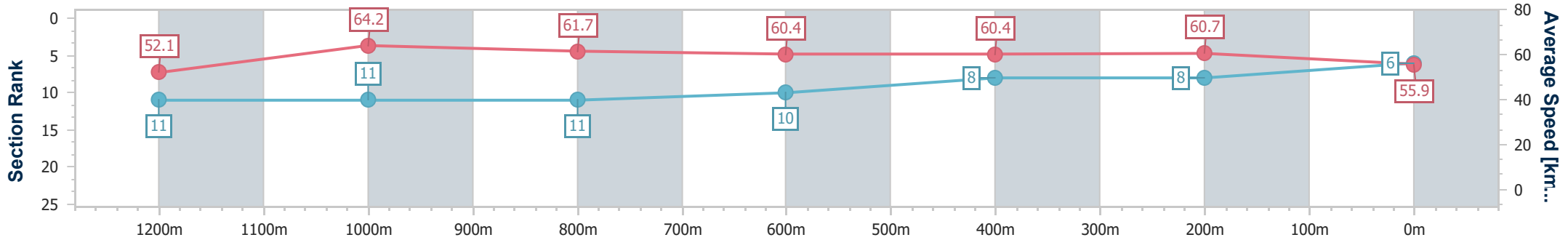
Race 5: AQUIS STALLIONS SIRES' PRODUCE STAKES - 1400m

01 June 2024 - 14:06

BRISBANE RACING CLUB

Track Rating: Soft 6, Weather: Overcast, Rail Position: True Entire Course

Section	Overall	1200m	1000m	800m	600m	400m	200m
Section Times	1:25.88 [6] (0:13.89)	1:11.99 [11] (0:11.19)	1:00.80 [11] (0:11.88)	0:48.92 [11] (0:12.05)	0:36.87 [10] (0:12.11)	0:24.76 [8] (0:11.86)	0:12.90 [8] (0:12.90)
Average Speed [km/h]	52.1	64.2	61.7	60.4	60.4	60.7	55.9
Top Speed [km/h]	64.9	65.8	62.9	61.8	62.0	62.0	59.5
Avg. Dist. to Rail [m]	8.5	3.4	3.1	2.5	3.1	8.5	7.2
Avg. Stride Freq. [Hz]	2.3	2.4	2.4	2.3	2.4	2.4	2.3
Avg. Stride Length [m]	6.2	7.4	7.3	7.2	7.1	7.0	6.7



- [] Ranking at each section and finish
- .-.- No data available at this section
- NA No data available



Horse/Jockey Name	El Morzillo
Final Rank	7
Fastest Section Time (Section)	0:11.08 (1200m)
Top Speed [km/h] (Section)	67.6 (Overall)
Race State	Finished



Eagle Farm QLD Professional



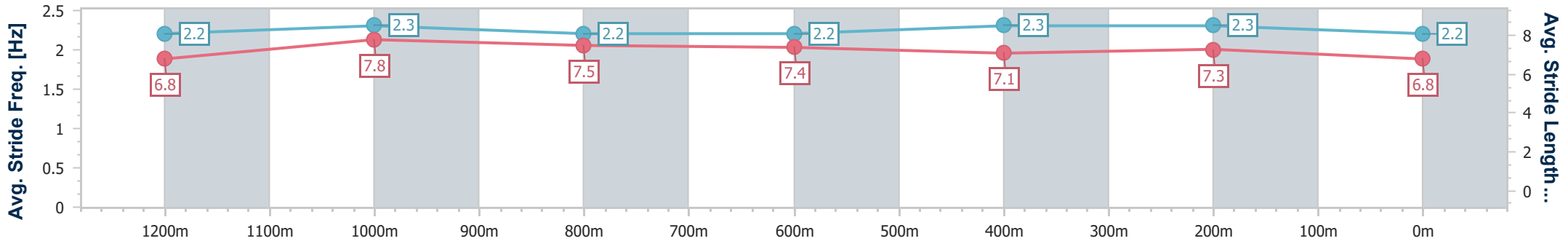
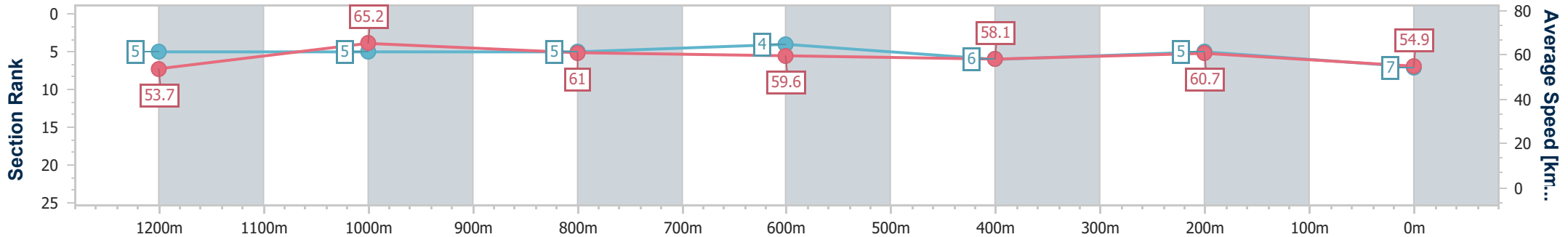
Race 5: AQUIS STALLIONS SIRES' PRODUCE STAKES - 1400m

01 June 2024 - 14:06

BRISBANE RACING CLUB

Track Rating: Soft 6, Weather: Overcast, Rail Position: True Entire Course

Section	Overall	1200m	1000m	800m	600m	400m	200m
Section Times	1:26.00 [7] (0:13.42)	1:12.58 [5] (0:11.08)	1:01.50 [5] (0:11.91)	0:49.59 [5] (0:12.14)	0:37.45 [4] (0:12.43)	0:25.02 [6] (0:11.88)	0:13.14 [5] (0:13.14)
Average Speed [km/h]	53.7	65.2	61.0	59.6	58.1	60.7	54.9
Top Speed [km/h]	67.6	67.2	62.5	60.6	59.7	61.9	59.6
Avg. Dist. to Rail [m]	4.0	2.4	1.9	1.2	1.3	6.0	2.7
Avg. Stride Freq. [Hz]	2.2	2.3	2.2	2.2	2.3	2.3	2.2
Avg. Stride Length [m]	6.8	7.8	7.5	7.4	7.1	7.3	6.8



- [] Ranking at each section and finish
- .-.- No data available at this section
- NA No data available



Horse/Jockey Name	Megastar Heart
Final Rank	8
Fastest Section Time (Section)	0:10.84 (1200m)
Top Speed [km/h] (Section)	70.8 (Overall)
Race State	Finished



Eagle Farm QLD Professional



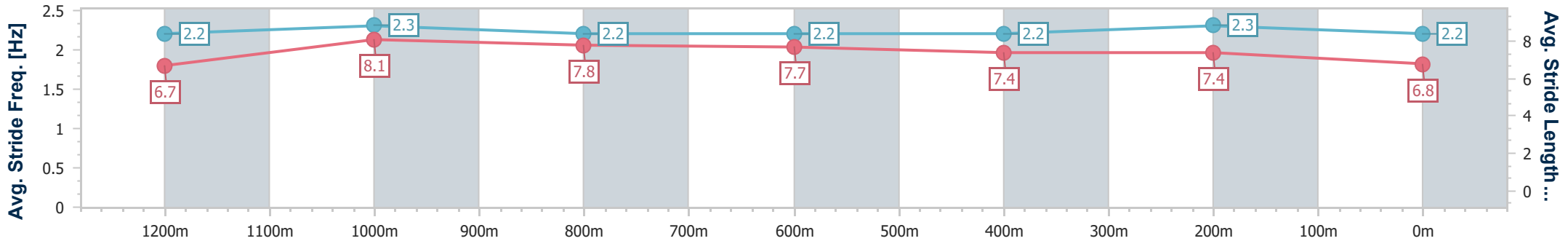
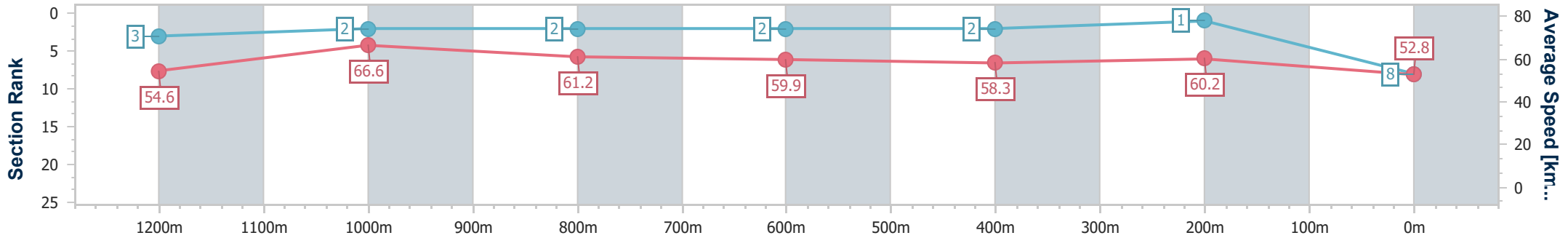
Race 5: AQUIS STALLIONS SIRES' PRODUCE STAKES - 1400m

01 June 2024 - 14:06

BRISBANE RACING CLUB

Track Rating: Soft 6, Weather: Overcast, Rail Position: True Entire Course

Section	Overall	1200m	1000m	800m	600m	400m	200m
Section Times	1:26.23 [8] (0:13.28)	1:12.95 [3] (0:10.84)	1:02.11 [2] (0:11.89)	0:50.22 [2] (0:12.16)	0:38.06 [2] (0:12.46)	0:25.60 [2] (0:11.96)	0:13.64 [1] (0:13.64)
Average Speed [km/h]	54.6	66.6	61.2	59.9	58.3	60.2	52.8
Top Speed [km/h]	70.8	70.0	63.0	60.5	60.3	61.3	57.3
Avg. Dist. to Rail [m]	12.0	3.5	2.6	1.6	2.0	4.7	3.9
Avg. Stride Freq. [Hz]	2.2	2.3	2.2	2.2	2.2	2.3	2.2
Avg. Stride Length [m]	6.7	8.1	7.8	7.7	7.4	7.4	6.8



- [] Ranking at each section and finish
- .-.-.- No data available at this section
- NA No data available



Horse/Jockey Name	Angel Capital
Final Rank	9
Fastest Section Time (Section)	0:11.26 (1200m)
Top Speed [km/h] (Section)	64.8 (1200m)
Race State	Finished



Eagle Farm QLD Professional



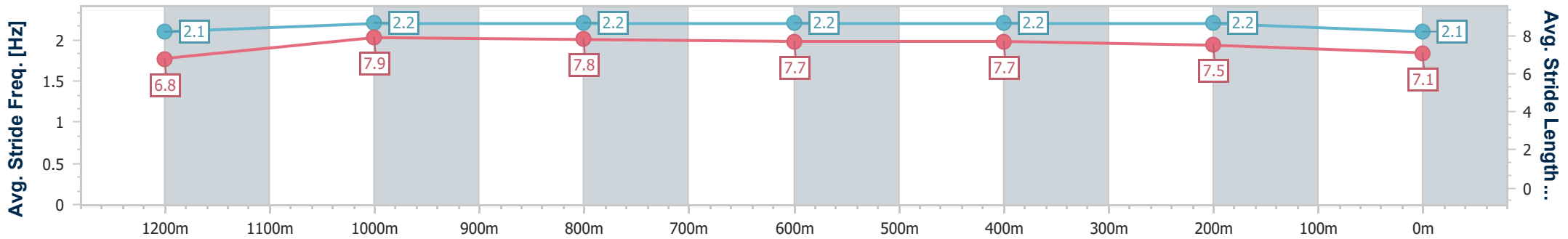
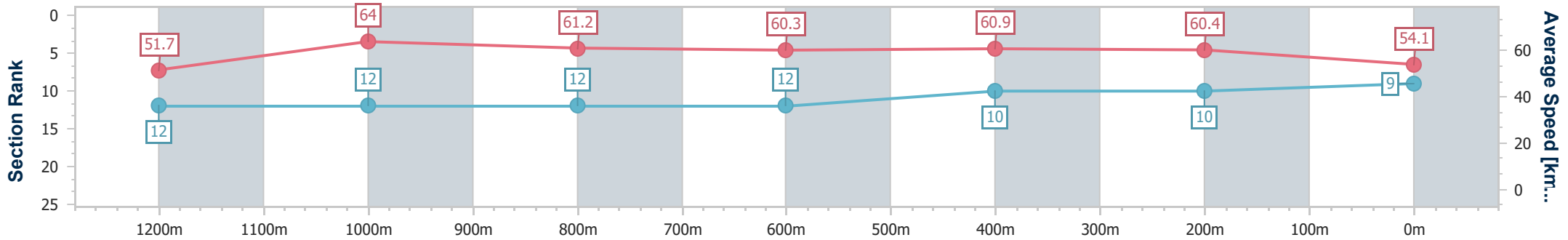
Race 5: AQUIS STALLIONS SIRES' PRODUCE STAKES - 1400m

01 June 2024 - 14:06

BRISBANE RACING CLUB

Track Rating: Soft 6, Weather: Overcast, Rail Position: True Entire Course

Section	Overall	1200m	1000m	800m	600m	400m	200m
Section Times	1:26.41 [9] (0:13.98)	1:12.43 [12] (0:11.26)	1:01.17 [12] (0:11.92)	0:49.25 [12] (0:12.07)	0:37.18 [12] (0:11.97)	0:25.21 [10] (0:11.88)	0:13.33 [10] (0:13.33)
Average Speed [km/h]	51.7	64.0	61.2	60.3	60.9	60.4	54.1
Top Speed [km/h]	64.8	64.8	61.8	61.3	62.1	62.4	58.0
Avg. Dist. to Rail [m]	7.7	3.1	2.5	2.4	2.4	7.9	7.3
Avg. Stride Freq. [Hz]	2.1	2.2	2.2	2.2	2.2	2.2	2.1
Avg. Stride Length [m]	6.8	7.9	7.8	7.7	7.7	7.5	7.1



- [] Ranking at each section and finish
- .-.- No data available at this section
- NA No data available



Horse/Jockey Name	Can't Recall One
Final Rank	10
Fastest Section Time (Section)	0:11.17 (1200m)
Top Speed [km/h] (Section)	65.7 (1200m)
Race State	Finished



Eagle Farm QLD Professional



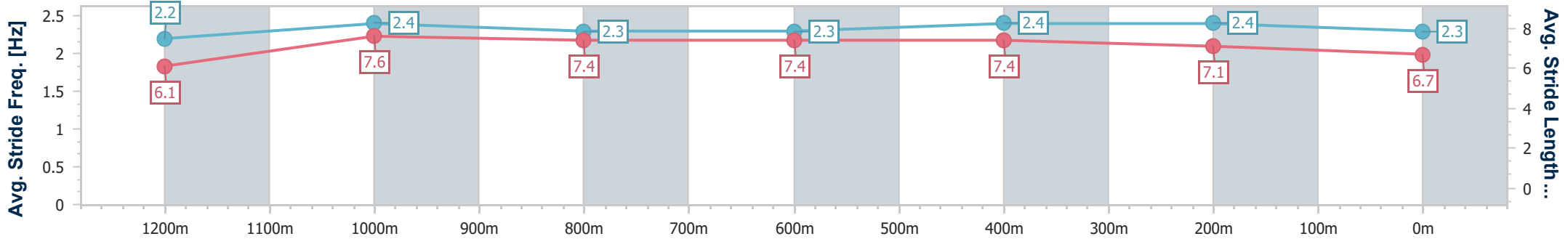
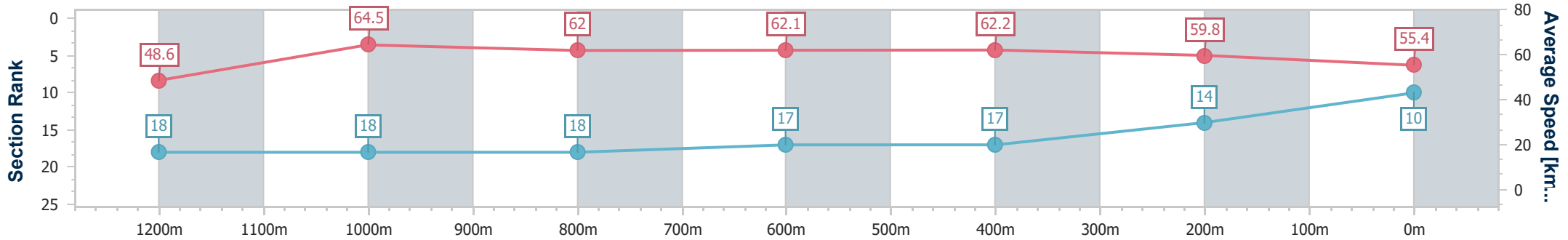
Race 5: AQUIS STALLIONS SIRES' PRODUCE STAKES - 1400m

01 June 2024 - 14:06

BRISBANE RACING CLUB

Track Rating: Soft 6, Weather: Overcast, Rail Position: True Entire Course

Section	Overall	1200m	1000m	800m	600m	400m	200m
Section Times	1:26.64 [10] (0:14.91)	1:11.73 [18] (0:11.17)	1:00.56 [18] (0:11.81)	0:48.75 [18] (0:11.79)	0:36.96 [17] (0:11.90)	0:25.06 [17] (0:12.05)	0:13.01 [14] (0:13.01)
Average Speed [km/h]	48.6	64.5	62.0	62.1	62.2	59.8	55.4
Top Speed [km/h]	62.0	65.7	64.1	63.7	63.6	62.9	58.1
Avg. Dist. to Rail [m]	8.8	4.1	3.6	3.3	5.7	12.4	10.1
Avg. Stride Freq. [Hz]	2.2	2.4	2.3	2.3	2.4	2.4	2.3
Avg. Stride Length [m]	6.1	7.6	7.4	7.4	7.4	7.1	6.7



- [] Ranking at each section and finish
- .-.-.- No data available at this section
- NA No data available



Horse/Jockey Name	Cosmic Fire
Final Rank	11
Fastest Section Time (Section)	0:10.96 (1200m)
Top Speed [km/h] (Section)	69.9 (Overall)
Race State	Finished



Eagle Farm QLD Professional



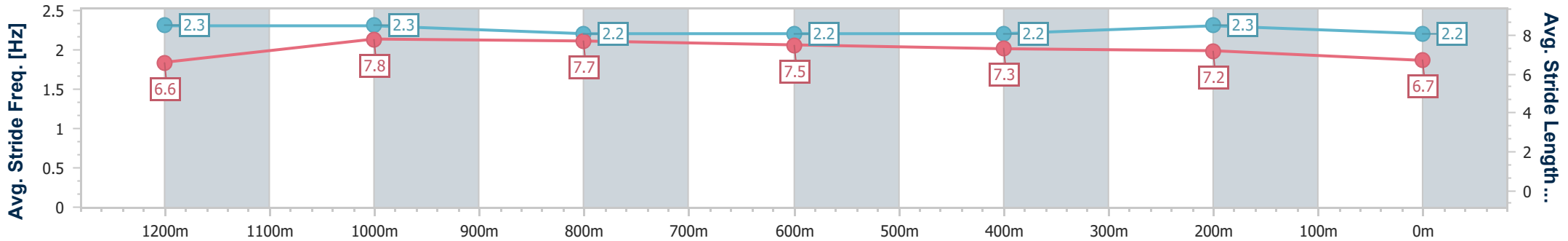
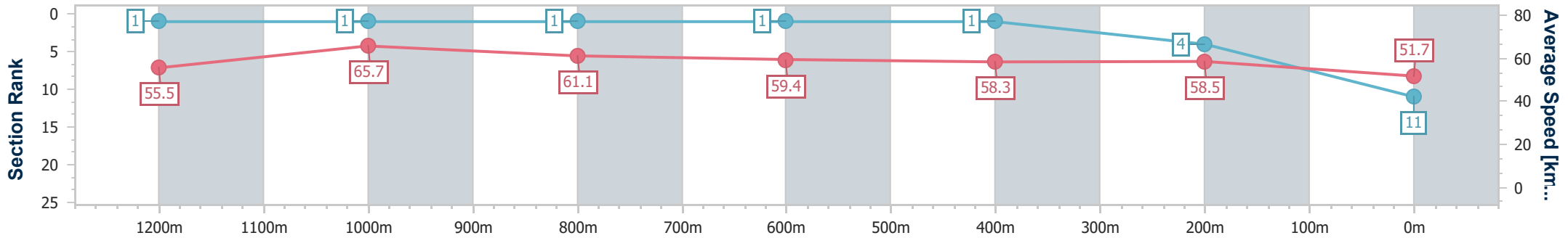
Race 5: AQUIS STALLIONS SIRES' PRODUCE STAKES - 1400m

01 June 2024 - 14:06

Track Rating: Soft 6, Weather: Overcast, Rail Position: True Entire Course

BRISBANE RACING CLUB

Section	Overall	1200m	1000m	800m	600m	400m	200m
Section Times	1:26.72 [11] (0:13.06)	1:13.66 [1] (0:10.96)	1:02.70 [1] (0:11.89)	0:50.81 [1] (0:12.19)	0:38.62 [1] (0:12.40)	0:26.22 [1] (0:12.30)	0:13.92 [4] (0:13.92)
Average Speed [km/h]	55.5	65.7	61.1	59.4	58.3	58.5	51.7
Top Speed [km/h]	69.9	69.5	62.4	60.5	60.0	60.3	55.5
Avg. Dist. to Rail [m]	12.7	2.4	1.7	1.2	0.9	4.2	3.6
Avg. Stride Freq. [Hz]	2.3	2.3	2.2	2.2	2.2	2.3	2.2
Avg. Stride Length [m]	6.6	7.8	7.7	7.5	7.3	7.2	6.7



- [] Ranking at each section and finish
- .-.- No data available at this section
- NA No data available



Horse/Jockey Name	Jemoma Alpilage
Final Rank	12
Fastest Section Time (Section)	0:11.27 (1200m)
Top Speed [km/h] (Section)	65.4 (Overall)
Race State	Finished



Eagle Farm QLD Professional



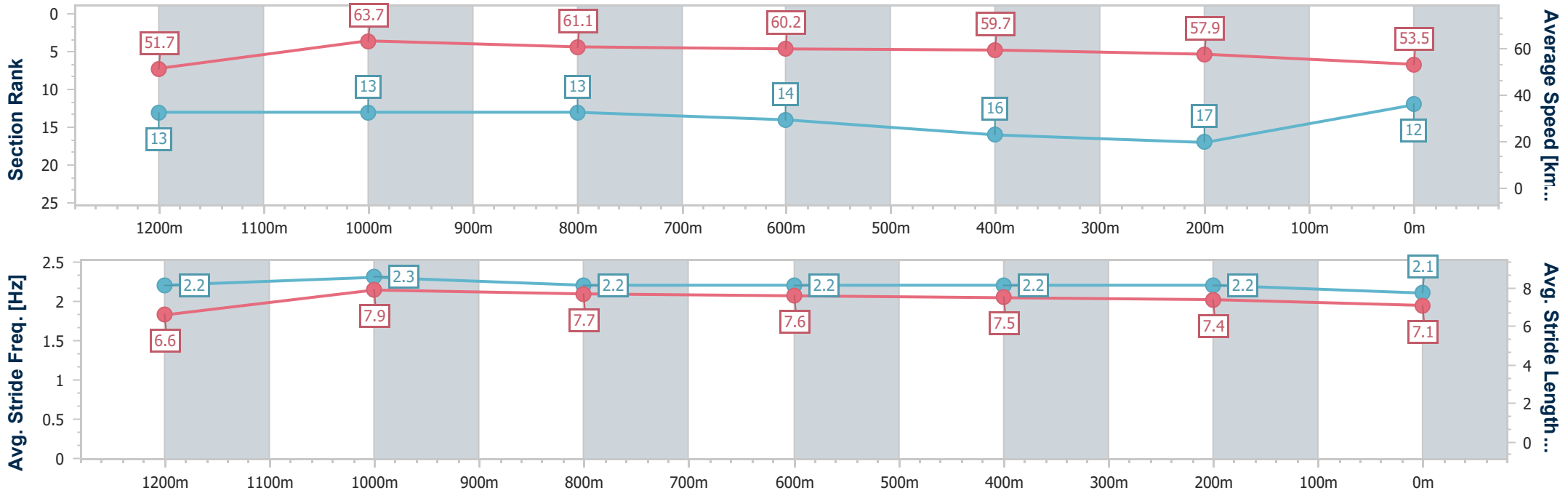
Race 5: AQUIS STALLIONS SIRES' PRODUCE STAKES - 1400m

01 June 2024 - 14:06

BRISBANE RACING CLUB

Track Rating: Soft 6, Weather: Overcast, Rail Position: True Entire Course

Section	Overall	1200m	1000m	800m	600m	400m	200m
Section Times	1:27.27 [12] (0:13.99)	1:13.28 [13] (0:11.27)	1:02.01 [13] (0:11.97)	0:50.04 [13] (0:12.11)	0:37.93 [14] (0:12.06)	0:25.87 [16] (0:12.42)	0:13.45 [17] (0:13.45)
Average Speed [km/h]	51.7	63.7	61.1	60.2	59.7	57.9	53.5
Top Speed [km/h]	65.4	64.9	62.7	60.9	60.7	59.8	56.0
Avg. Dist. to Rail [m]	6.0	2.9	3.1	1.9	0.6	2.8	4.2
Avg. Stride Freq. [Hz]	2.2	2.3	2.2	2.2	2.2	2.2	2.1
Avg. Stride Length [m]	6.6	7.9	7.7	7.6	7.5	7.4	7.1



- [] Ranking at each section and finish
- .-.- No data available at this section
- NA No data available



Horse/Jockey Name	Althoff
Final Rank	13
Fastest Section Time (Section)	0:11.14 (1200m)
Top Speed [km/h] (Section)	67.4 (1200m)
Race State	Finished



Eagle Farm QLD Professional



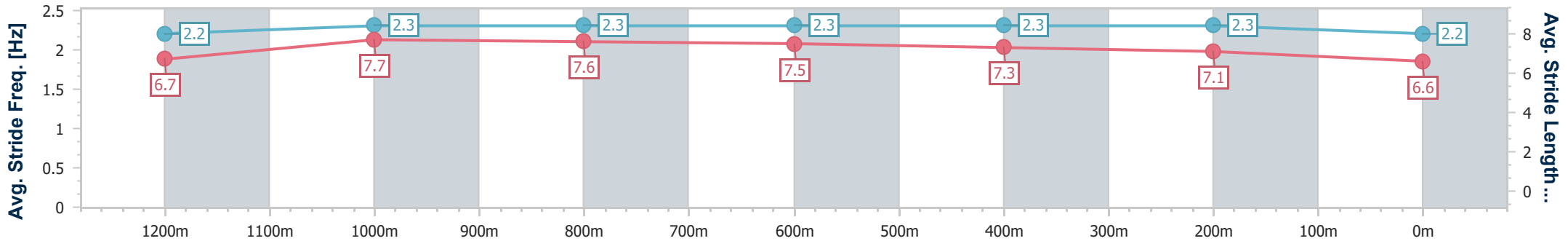
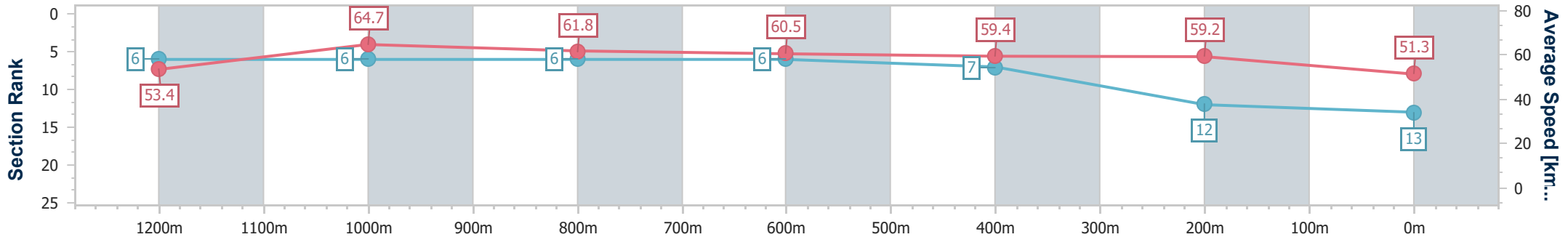
Race 5: AQUIS STALLIONS SIRES' PRODUCE STAKES - 1400m

01 June 2024 - 14:06

BRISBANE RACING CLUB

Track Rating: Soft 6, Weather: Overcast, Rail Position: True Entire Course

Section	Overall	1200m	1000m	800m	600m	400m	200m
Section Times	1:27.29 [13] (0:13.56)	1:13.73 [6] (0:11.14)	1:02.59 [6] (0:11.84)	0:50.75 [6] (0:12.14)	0:38.61 [6] (0:12.43)	0:26.18 [7] (0:12.18)	0:14.00 [12] (0:14.00)
Average Speed [km/h]	53.4	64.7	61.8	60.5	59.4	59.2	51.3
Top Speed [km/h]	66.6	67.4	63.6	61.3	61.1	61.3	56.2
Avg. Dist. to Rail [m]	7.1	2.5	3.0	5.2	4.5	8.3	7.7
Avg. Stride Freq. [Hz]	2.2	2.3	2.3	2.3	2.3	2.3	2.2
Avg. Stride Length [m]	6.7	7.7	7.6	7.5	7.3	7.1	6.6



- [] Ranking at each section and finish
- .-.- No data available at this section
- NA No data available



Horse/Jockey Name	Brutal Bowler
Final Rank	14
Fastest Section Time (Section)	0:11.32 (1200m)
Top Speed [km/h] (Section)	66.8 (Overall)
Race State	Finished



Eagle Farm QLD Professional



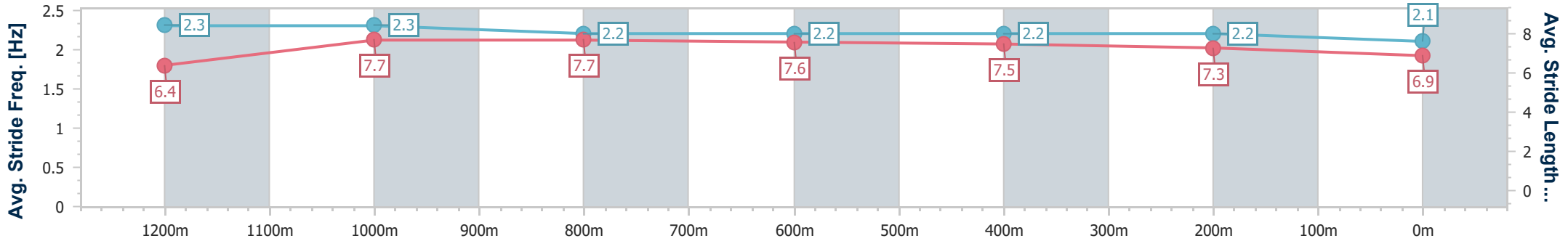
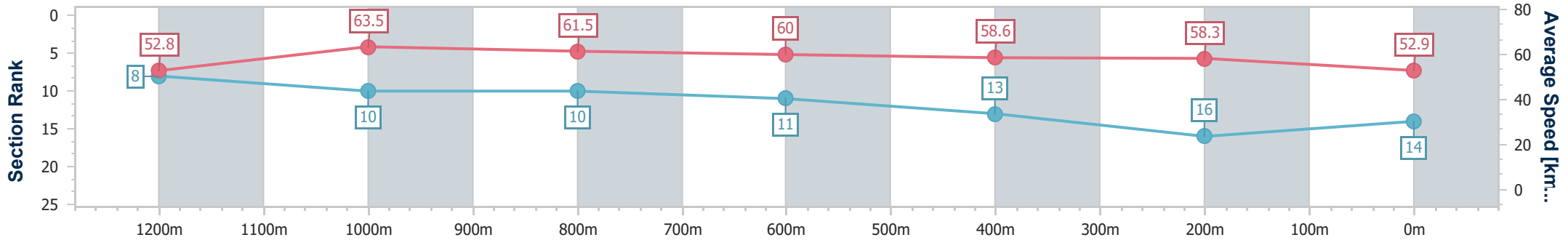
Race 5: AQUIS STALLIONS SIRES' PRODUCE STAKES - 1400m

01 June 2024 - 14:06

BRISBANE RACING CLUB

Track Rating: Soft 6, Weather: Overcast, Rail Position: True Entire Course

Section	Overall	1200m	1000m	800m	600m	400m	200m
Section Times	1:27.33 [14] (0:13.70)	1:13.63 [8] (0:11.32)	1:02.31 [10] (0:11.90)	0:50.41 [10] (0:12.11)	0:38.30 [11] (0:12.33)	0:25.97 [13] (0:12.33)	0:13.64 [16] (0:13.64)
Average Speed [km/h]	52.8	63.5	61.5	60.0	58.6	58.3	52.9
Top Speed [km/h]	66.8	65.9	62.4	61.0	59.6	59.6	56.0
Avg. Dist. to Rail [m]	3.6	2.6	2.5	2.3	0.8	5.2	7.4
Avg. Stride Freq. [Hz]	2.3	2.3	2.2	2.2	2.2	2.2	2.1
Avg. Stride Length [m]	6.4	7.7	7.7	7.6	7.5	7.3	6.9



- [] Ranking at each section and finish
- .-.- No data available at this section
- NA No data available



Horse/Jockey Name	Territory Ash
Final Rank	15
Fastest Section Time (Section)	0:11.08 (1200m)
Top Speed [km/h] (Section)	68.3 (Overall)
Race State	Finished



Eagle Farm QLD Professional



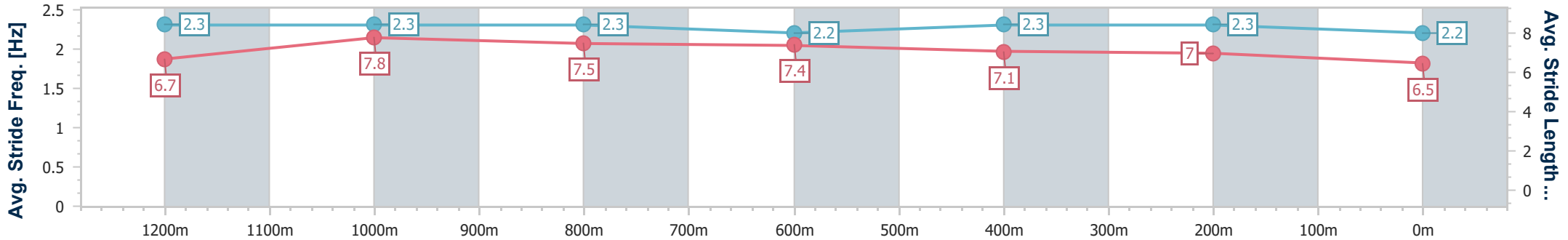
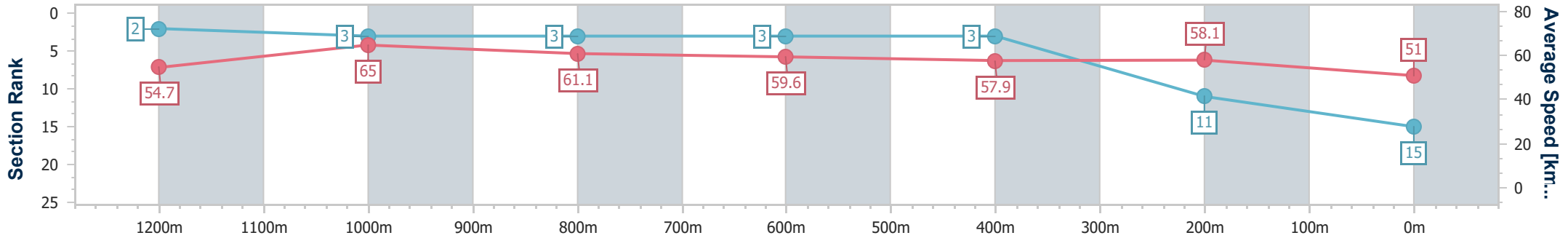
Race 5: AQUIS STALLIONS SIRES' PRODUCE STAKES - 1400m

01 June 2024 - 14:06

Track Rating: Soft 6, Weather: Overcast, Rail Position: True Entire Course

BRISBANE RACING CLUB

Section	Overall	1200m	1000m	800m	600m	400m	200m
Section Times	1:27.36 [15] (0:13.19)	1:14.17 [2] (0:11.08)	1:03.09 [3] (0:11.90)	0:51.19 [3] (0:12.19)	0:39.00 [3] (0:12.48)	0:26.52 [3] (0:12.40)	0:14.12 [11] (0:14.12)
Average Speed [km/h]	54.7	65.0	61.1	59.6	57.9	58.1	51.0
Top Speed [km/h]	68.3	67.6	62.8	60.4	58.4	60.2	55.3
Avg. Dist. to Rail [m]	5.0	1.8	2.3	1.8	0.7	3.2	4.5
Avg. Stride Freq. [Hz]	2.3	2.3	2.3	2.2	2.3	2.3	2.2
Avg. Stride Length [m]	6.7	7.8	7.5	7.4	7.1	7.0	6.5



- [] Ranking at each section and finish
- .-.- No data available at this section
- NA No data available



Horse/Jockey Name	Provance
Final Rank	16
Fastest Section Time (Section)	0:11.24 (1200m)
Top Speed [km/h] (Section)	66.7 (1200m)
Race State	Finished



Eagle Farm QLD Professional



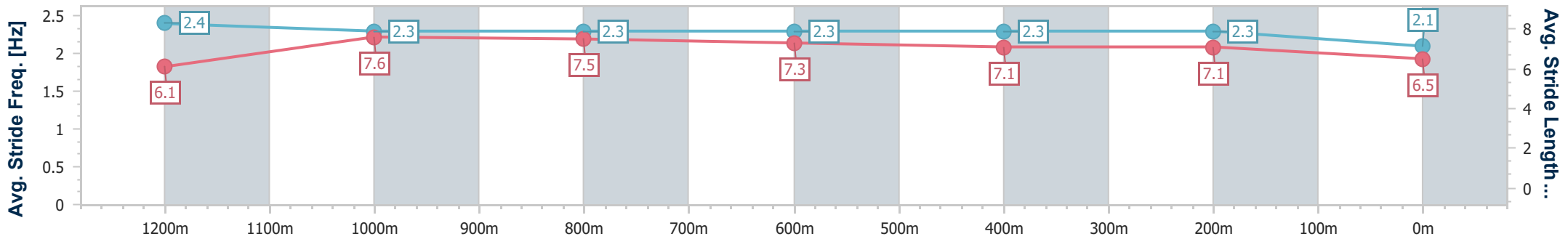
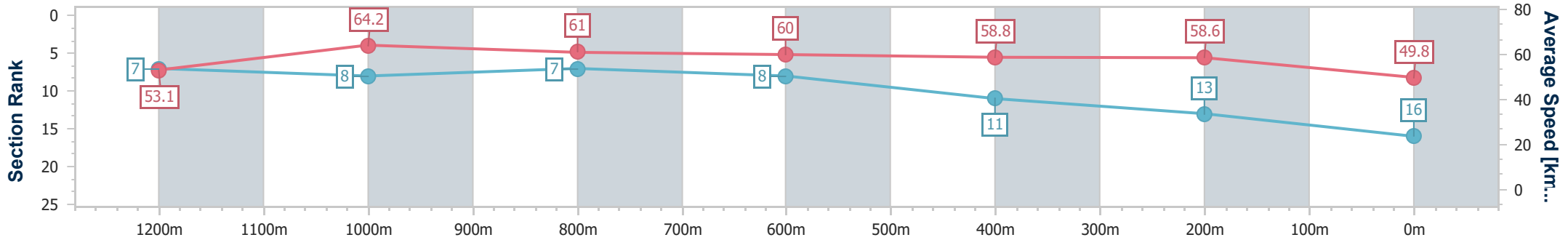
Race 5: AQUIS STALLIONS SIRES' PRODUCE STAKES - 1400m

01 June 2024 - 14:06

BRISBANE RACING CLUB

Track Rating: Soft 6, Weather: Overcast, Rail Position: True Entire Course

Section	Overall	1200m	1000m	800m	600m	400m	200m
Section Times	1:27.98 [16] (0:13.56)	1:14.42 [7] (0:11.24)	1:03.18 [8] (0:11.89)	0:51.29 [7] (0:12.14)	0:39.15 [8] (0:12.40)	0:26.75 [11] (0:12.29)	0:14.46 [13] (0:14.46)
Average Speed [km/h]	53.1	64.2	61.0	60.0	58.8	58.6	49.8
Top Speed [km/h]	66.5	66.7	62.1	60.4	59.8	60.3	54.8
Avg. Dist. to Rail [m]	2.7	1.7	1.9	2.2	2.5	4.9	6.4
Avg. Stride Freq. [Hz]	2.4	2.3	2.3	2.3	2.3	2.3	2.1
Avg. Stride Length [m]	6.1	7.6	7.5	7.3	7.1	7.1	6.5



- [] Ranking at each section and finish
- .-.- No data available at this section
- NA No data available



Horse/Jockey Name	Heavenly Impact
Final Rank	17
Fastest Section Time (Section)	0:11.11 (1200m)
Top Speed [km/h] (Section)	66.1 (1200m)
Race State	Finished



Eagle Farm QLD Professional



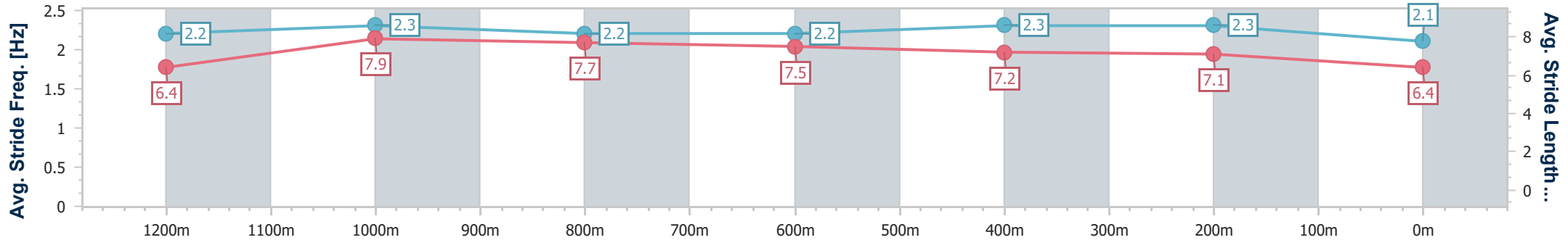
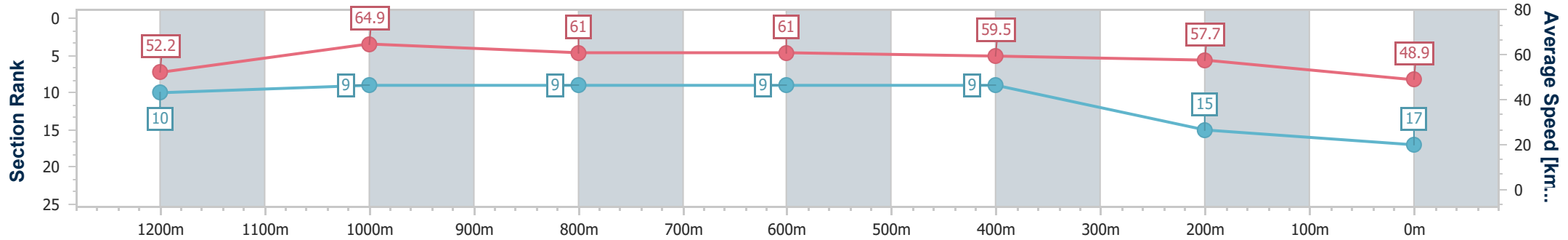
Race 5: AQUIS STALLIONS SIRES' PRODUCE STAKES - 1400m

01 June 2024 - 14:06

BRISBANE RACING CLUB

Track Rating: Soft 6, Weather: Overcast, Rail Position: True Entire Course

Section	Overall	1200m	1000m	800m	600m	400m	200m
Section Times	1:28.34 [17] (0:13.83)	1:14.51 [10] (0:11.11)	1:03.40 [9] (0:11.97)	0:51.43 [9] (0:12.00)	0:39.43 [9] (0:12.26)	0:27.17 [9] (0:12.46)	0:14.71 [15] (0:14.71)
Average Speed [km/h]	52.2	64.9	61.0	61.0	59.5	57.7	48.9
Top Speed [km/h]	64.6	66.1	62.1	62.1	61.8	60.8	54.4
Avg. Dist. to Rail [m]	2.1	2.8	3.5	3.0	2.4	4.0	3.7
Avg. Stride Freq. [Hz]	2.2	2.3	2.2	2.2	2.3	2.3	2.1
Avg. Stride Length [m]	6.4	7.9	7.7	7.5	7.2	7.1	6.4



- [] Ranking at each section and finish
- .-.- No data available at this section
- NA No data available



Horse/Jockey Name	Beau Dazzler
Final Rank	18
Fastest Section Time (Section)	0:11.58 (1200m)
Top Speed [km/h] (Section)	65.2 (Overall)
Race State	Finished



Eagle Farm QLD Professional



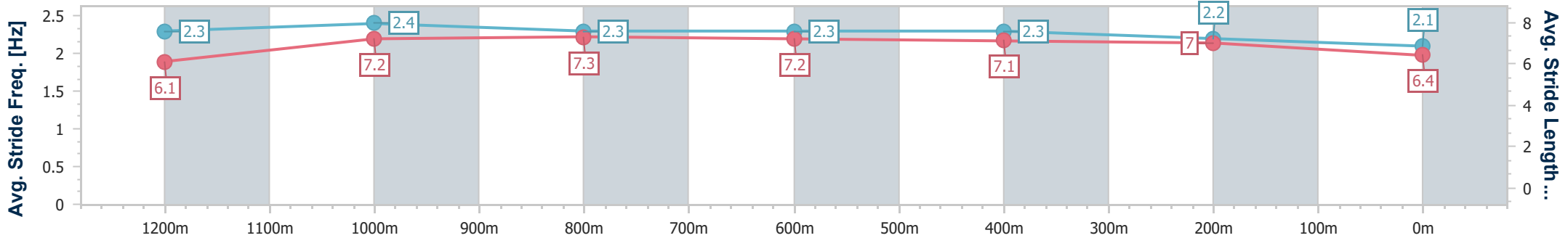
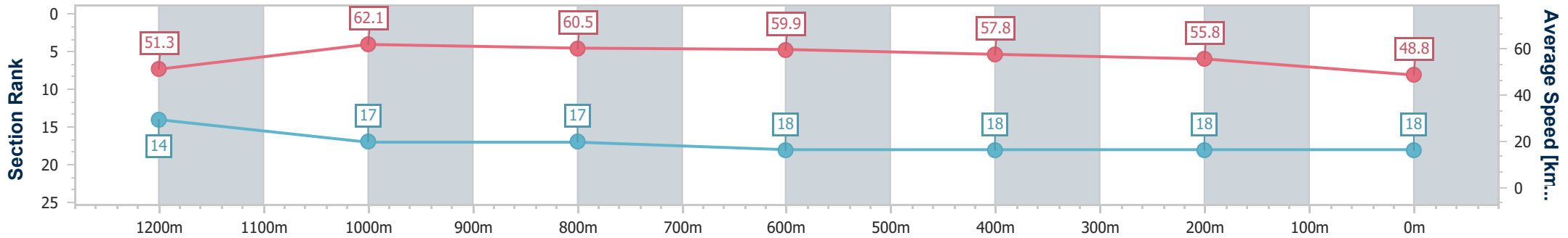
Race 5: AQUIS STALLIONS SIRES' PRODUCE STAKES - 1400m

01 June 2024 - 14:06

BRISBANE RACING CLUB

Track Rating: Soft 6, Weather: Overcast, Rail Position: True Entire Course

Section	Overall	1200m	1000m	800m	600m	400m	200m
Section Times	1:30.08 [18] (0:14.05)	1:16.03 [14] (0:11.58)	1:04.45 [17] (0:12.05)	0:52.40 [17] (0:12.09)	0:40.31 [18] (0:12.66)	0:27.65 [18] (0:12.89)	0:14.76 [18] (0:14.76)
Average Speed [km/h]	51.3	62.1	60.5	59.9	57.8	55.8	48.8
Top Speed [km/h]	65.2	64.7	61.9	61.1	58.6	57.6	53.3
Avg. Dist. to Rail [m]	4.6	2.2	2.2	1.1	3.3	9.8	10.4
Avg. Stride Freq. [Hz]	2.3	2.4	2.3	2.3	2.3	2.2	2.1
Avg. Stride Length [m]	6.1	7.2	7.3	7.2	7.1	7.0	6.4



- [] Ranking at each section and finish
- .-.- No data available at this section
- NA No data available



Eagle Farm QLD Professional

Race 6: MULLINS LAWYERS FRED BEST CLASSIC - 1400m

01 June 2024 - 14:40



BRISBANE
RACING CLUB

Track Rating: Soft 6, Weather: Overcast, Rail Position: True Entire Course

Section							Overall	1200m	1000m	800m	600m	400m	Last 600m
Field Times							1:24.69 (0:13.78)	1:10.91 (0:10.58)	1:00.33 (0:11.36)	0:48.97 (0:11.86)	0:37.11 (0:12.31)	0:24.80 (0:11.88)	0:37.11
Rank	TAB	Horse/Jockey	Barrier	Top Speed [km/h]	Fastest Section								Distance Travelled [m]
1	18	ROLL ON HIGH Vlad Duric	15	66.6 400m	0:11.10 1200m	1:24.69 [1] (0:14.32)	1:10.37 [13] (0:11.10)	0:59.27 [13] (0:11.74)	0:47.53 [14] (0:11.94)	0:35.59 [18] (0:11.88)	0:23.71 [18] (0:11.30)	0:35.59	
2	14	RHYTHM OF LOVE Jason Collett	17	66.7 1200m	0:10.79 1200m	1:24.77 [2] (0:13.94)	1:10.83 [7] (0:10.79)	1:00.04 [6] (0:11.35)	0:48.69 [5] (0:11.84)	0:36.85 [3] (0:11.97)	0:24.88 [1] (0:11.88)	0:36.85	-1
3	17	STEFI MAGNETICA Tommy Berry	2	66.7 1200m	0:10.89 1200m	1:24.97 [3] (0:14.09)	1:10.88 [9] (0:10.89)	0:59.99 [9] (0:11.58)	0:48.41 [10] (0:11.75)	0:36.66 [8] (0:11.79)	0:24.87 [5] (0:11.85)	0:36.66	-6
4	9	GOLDEN DECADE Ryan Maloney	19	68.6 1200m	0:10.76 1200m	1:25.12 [4] (0:13.84)	1:11.28 [3] (0:10.76)	1:00.52 [4] (0:11.46)	0:49.06 [4] (0:12.09)	0:36.97 [5] (0:11.99)	0:24.98 [6] (0:11.81)	0:36.97	-1
5	11	BASES LOADED Tim Clark	10	67.6 1200m	0:10.81 1200m	1:25.16 [5] (0:14.14)	1:11.02 [10] (0:10.81)	1:00.21 [8] (0:11.55)	0:48.66 [8] (0:11.89)	0:36.77 [9] (0:11.97)	0:24.80 [11] (0:11.80)	0:36.77	+1
6	2	CHRYSAOR Nash Rawiller	12	65.4 1200m	0:11.09 1200m	1:25.16 [6] (0:14.80)	1:10.36 [18] (0:11.09)	0:59.27 [18] (0:11.53)	0:47.74 [18] (0:11.64)	0:36.10 [16] (0:11.65)	0:24.45 [15] (0:11.65)	0:36.10	+0
7	15	ABOUNDING Martin Harley	3	66.7 1200m	0:10.98 1200m	1:25.20 [7] (0:14.22)	1:10.98 [11] (0:10.98)	1:00.00 [11] (0:11.61)	0:48.39 [11] (0:11.81)	0:36.58 [12] (0:11.71)	0:24.87 [10] (0:11.78)	0:36.58	-5
8	3	STEPARTY John Allen	22	65.9 Overall	0:11.07 1200m	1:25.29 [8] (0:14.37)	1:10.92 [15] (0:11.07)	0:59.85 [14] (0:11.65)	0:48.20 [13] (0:11.84)	0:36.36 [14] (0:11.85)	0:24.51 [17] (0:11.66)	0:36.36	+1
9	5	AMUR James Orman	1	66.6 1200m	0:11.05 1200m	1:25.45 [9] (0:14.28)	1:11.17 [12] (0:11.05)	1:00.12 [12] (0:11.55)	0:48.57 [12] (0:11.72)	0:36.85 [11] (0:11.78)	0:25.07 [12] (0:11.80)	0:36.85	-8
10	20	DEEP RESPECT Kyle Wilson-Taylor	7	65.8 1200m	0:11.05 1200m	1:25.57 [10] (0:14.52)	1:11.05 [17] (0:11.05)	1:00.00 [16] (0:11.62)	0:48.38 [16] (0:11.67)	0:36.71 [13] (0:11.62)	0:25.09 [13] (0:11.88)	0:36.71	-7

Scratched: Geriatrix (#22), Acid Wash (#23), Moravia (#13), Trifling (#16), Keep Your Cool (#21)

[] Ranking at each section and finish
 :---: No data available at this section
 NA No data available

SCN Saddle cloth number
 DNF Did not finish
 DNT Did not track



Eagle Farm QLD Professional

Race 6: MULLINS LAWYERS FRED BEST CLASSIC - 1400m

01 June 2024 - 14:40



BRISBANE
RACING CLUB

Track Rating: Soft 6, Weather: Overcast, Rail Position: True Entire Course

Section		Overall	1200m	1000m	800m	600m	400m	Last 600m				
Field Times		1:24.69 (0:13.78)	1:10.91 (0:10.58)	1:00.33 (0:11.36)	0:48.97 (0:11.86)	0:37.11 (0:12.31)	0:24.80 (0:11.88)	0:37.11				
Rank	TAB Horse/Jockey	Barrier	Top Speed [km/h]	Fastest Section	Distance Travelled [m]							
11	10 SNOW PATROL Blake Shinn	11	66.1 1200m	0:11.10 1200m	1:25.66 [11] (0:14.36)	1:11.30 [14] (0:11.10)	1:00.20 [15] (0:11.72)	0:48.48 [15] (0:11.79)	0:36.69 [15] (0:11.66)	0:25.03 [14] (0:11.78)	0:36.69	-4
12	19 MCHALE Tyler Schiller	8	66.1 Overall	0:11.16 1200m	1:25.89 [12] (0:14.42)	1:11.47 [16] (0:11.16)	1:00.31 [17] (0:11.71)	0:48.60 [17] (0:11.78)	0:36.82 [17] (0:11.66)	0:25.16 [16] (0:11.90)	0:36.82	-4
13	7 SCHWARZ Jamie Kah	5	67.1 1200m	0:10.91 1200m	1:26.03 [13] (0:14.08)	1:11.95 [8] (0:10.91)	1:01.04 [10] (0:11.57)	0:49.47 [9] (0:11.91)	0:37.56 [10] (0:11.83)	0:25.73 [8] (0:12.09)	0:37.56	-3
14	8 CELUI Luke Currie	18	69.7 1200m	0:10.56 1200m	1:26.75 [14] (0:13.80)	1:12.95 [2] (0:10.56)	1:02.39 [1] (0:11.36)	0:51.03 [1] (0:11.86)	0:39.17 [1] (0:12.36)	0:26.81 [3] (0:12.45)	0:39.17	-5
15	1 CIFRADO Michael Rodd	13	67.2 1200m	0:10.83 1200m	1:26.77 [15] (0:13.93)	1:12.84 [6] (0:10.83)	1:02.01 [7] (0:11.49)	0:50.52 [6] (0:11.95)	0:38.57 [6] (0:11.96)	0:26.61 [7] (0:12.33)	0:38.57	-1
16	6 THE INSTRUCTOR Rachel King	6	66.9 1200m	0:10.78 1200m	1:27.07 [16] (0:13.78)	1:13.29 [1] (0:10.78)	1:02.51 [3] (0:11.46)	0:51.05 [3] (0:11.90)	0:39.15 [4] (0:12.12)	0:27.03 [4] (0:12.65)	0:39.15	-5
17	12 WEIGALL TIGER Cejay Graham	21	69.5 1200m	0:10.53 1200m	1:27.21 [17] (0:13.89)	1:13.32 [5] (0:10.53)	1:02.79 [2] (0:11.41)	0:51.38 [2] (0:11.85)	0:39.53 [2] (0:12.26)	0:27.27 [2] (0:12.83)	0:39.53	-2
18	4 CORNICHE Craig Williams	9	68.3 1200m	0:10.84 1200m	1:27.26 [18] (0:13.88)	1:13.38 [4] (0:10.84)	1:02.54 [5] (0:11.60)	0:50.94 [7] (0:11.95)	0:38.99 [7] (0:12.04)	0:26.95 [9] (0:12.31)	0:38.99	-4

Scratched: Geriatrix (#22), Acid Wash (#23), Moravia (#13), Trifling (#16), Keep Your Cool (#21)

[] Ranking at each section and finish
 -:-:- No data available at this section
 NA No data available

SCN Saddle cloth number
 DNF Did not finish
 DNT Did not track



Eagle Farm QLD Professional

Race 6: MULLINS LAWYERS FRED BEST CLASSIC - 1400m

01 June 2024 - 14:40



BRISBANE
RACING CLUB

Track Rating: Soft 6, Weather: Overcast, Rail Position: True Entire Course

Section							200m			Last 600m
Field Times							0:12.92			0:37.11
Rank	TAB	Horse/Jockey	Barrier	Top Speed [km/h]	Fastest Section	Margin				Distance Travelled [m]
1	18	ROLL ON HIGH Vlad Duric	15	66.6 400m	0:11.10 1200m	0:12.41 [7] (0:12.41)	1:24.69		0:35.59	
2	14	RHYTHM OF LOVE Jason Collett	17	66.7 1200m	0:10.79 1200m	0:13.00 [1] (0:13.00)	0.5L		0:36.85	-1
3	17	STEFI MAGNETICA Tommy Berry	2	66.7 1200m	0:10.89 1200m	0:13.02 [3] (0:13.02)	1.64L		0:36.66	-6
4	9	GOLDEN DECADE Ryan Maloney	19	68.6 1200m	0:10.76 1200m	0:13.17 [2] (0:13.17)	2.54L		0:36.97	-1
5	11	BASES LOADED Tim Clark	10	67.6 1200m	0:10.81 1200m	0:13.00 [5] (0:13.00)	2.75L		0:36.77	+1
6	2	CHRYSAOR Nash Rawiller	12	65.4 1200m	0:11.09 1200m	0:12.80 [9] (0:12.80)	2.79L		0:36.10	+0
7	15	ABOUNDING Martin Harley	3	66.7 1200m	0:10.98 1200m	0:13.09 [4] (0:13.09)	2.98L		0:36.58	-5
8	3	STEPARTY John Allen	22	65.9 Overall	0:11.07 1200m	0:12.85 [13] (0:12.85)	3.53L		0:36.36	+1
9	5	AMUR James Orman	1	66.6 1200m	0:11.05 1200m	0:13.27 [6] (0:13.27)	4.48L		0:36.85	-8
10	20	DEEP RESPECT Kyle Wilson-Taylor	7	65.8 1200m	0:11.05 1200m	0:13.21 [8] (0:13.21)	5.18L		0:36.71	-7

Scratched: Geriatrix (#22), Acid Wash (#23), Moravia (#13), Trifling (#16), Keep Your Cool (#21)

Report Created: Sat 1 June 2024 14:59 GMT+10 (Note: Timing is based on position data)

Page 3/22

[] Ranking at each section and finish
 -:-:- No data available at this section
 NA No data available

SCN Saddle cloth number
 DNF Did not finish
 DNT Did not track

data processed by  TRIPLESDATA



Eagle Farm QLD Professional

Race 6: MULLINS LAWYERS FRED BEST CLASSIC - 1400m

01 June 2024 - 14:40



BRISBANE
RACING CLUB

Track Rating: Soft 6, Weather: Overcast, Rail Position: True Entire Course

Section							200m			Last 600m	
Field Times							0:12.92			0:37.11	
							(0:12.92)				
Rank	TAB	Horse/Jockey	Barrier	Top Speed [km/h]	Fastest Section	Margin				Distance Travelled [m]	
11	10	SNOW PATROL Blake Shinn	11	66.1 1200m	0:11.10 1200m	0:13.25 [12] (0:13.25)	5.75L			0:36.69	-4
12	19	MCHALE Tyler Schiller	8	66.1 Overall	0:11.16 1200m	0:13.26 [16] (0:13.26)	7.06L			0:36.82	-4
13	7	SCHWARZ Jamie Kah	5	67.1 1200m	0:10.91 1200m	0:13.64 [11] (0:13.64)	7.87L			0:37.56	-3
14	8	CELUI Luke Currie	18	69.7 1200m	0:10.56 1200m	0:14.36 [10] (0:14.36)	12.16L			0:39.17	-5
15	1	CIFRADO Michael Rodd	13	67.2 1200m	0:10.83 1200m	0:14.28 [14] (0:14.28)	12.26L			0:38.57	-1
16	6	THE INSTRUCTOR Rachel King	6	66.9 1200m	0:10.78 1200m	0:14.38 [17] (0:14.38)	14.03L			0:39.15	-5
17	12	WEIGALL TIGER Cejay Graham	21	69.5 1200m	0:10.53 1200m	0:14.44 [18] (0:14.44)	14.83L			0:39.53	-2
18	4	CORNICHE Craig Williams	9	68.3 1200m	0:10.84 1200m	0:14.64 [15] (0:14.64)	15.13L			0:38.99	-4

Scratched: Geriatrix (#22), Acid Wash (#23), Moravia (#13), Trifling (#16), Keep Your Cool (#21)



Horse/Jockey Name	Roll On High
Final Rank	1
Fastest Section Time (Section)	0:11.10 (1200m)
Top Speed [km/h] (Section)	66.6 (400m)
Race State	Finished



Eagle Farm QLD Professional

Race 6: MULLINS LAWYERS FRED BEST CLASSIC - 1400m

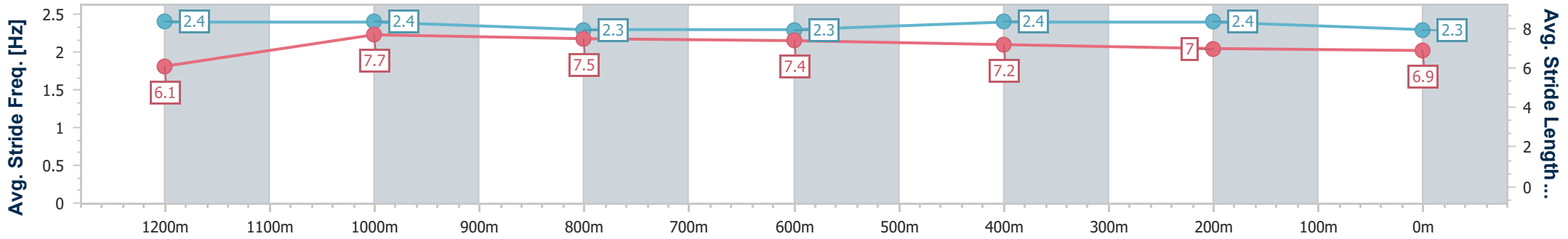
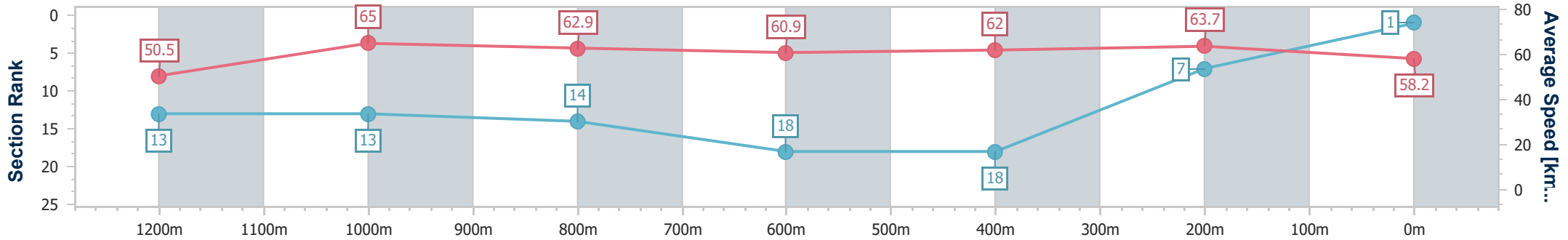
01 June 2024 - 14:40

Track Rating: Soft 6, Weather: Overcast, Rail Position: True Entire Course



BRISBANE RACING CLUB

Section	Overall	1200m	1000m	800m	600m	400m	200m
Section Times	1:24.69 [1] (0:14.32)	1:10.37 [13] (0:11.10)	0:59.27 [13] (0:11.74)	0:47.53 [14] (0:11.94)	0:35.59 [18] (0:11.88)	0:23.71 [18] (0:11.30)	0:12.41 [7] (0:12.41)
Average Speed [km/h]	50.5	65.0	62.9	60.9	62.0	63.7	58.2
Top Speed [km/h]	65.8	66.6	63.5	63.5	64.5	66.6	61.5
Avg. Dist. to Rail [m]	11.2	5.4	4.6	2.2	5.2	14.4	9.4
Avg. Stride Freq. [Hz]	2.4	2.4	2.3	2.3	2.4	2.4	2.3
Avg. Stride Length [m]	6.1	7.7	7.5	7.4	7.2	7.0	6.9



- [] Ranking at each section and finish
- .-.- No data available at this section
- NA No data available



Horse/Jockey Name	Rhythm Of Love
Final Rank	2
Fastest Section Time (Section)	0:10.79 (1200m)
Top Speed [km/h] (Section)	66.7 (1200m)
Race State	Finished



Eagle Farm QLD Professional

Race 6: MULLINS LAWYERS FRED BEST CLASSIC - 1400m

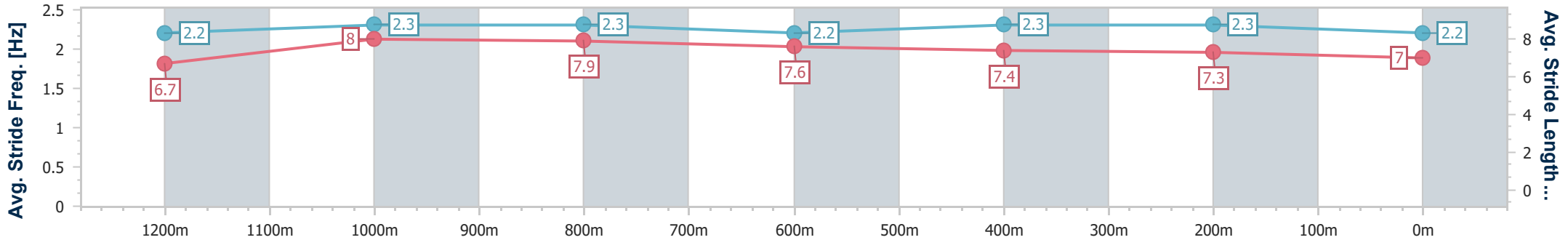
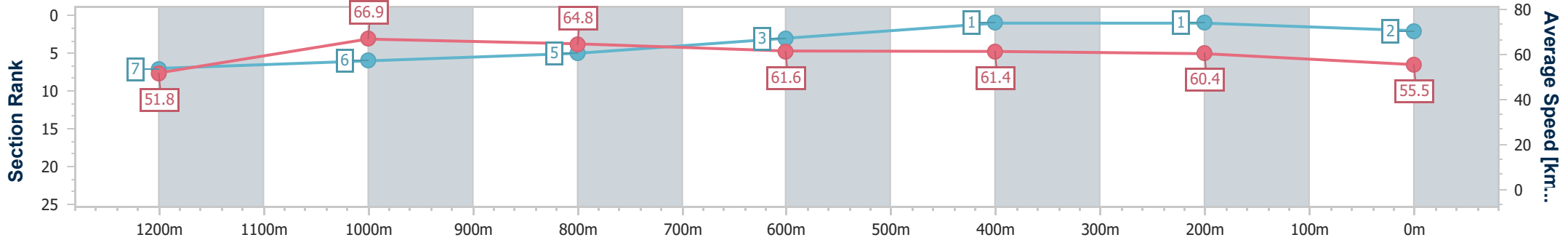
01 June 2024 - 14:40

Track Rating: Soft 6, Weather: Overcast, Rail Position: True Entire Course



BRISBANE RACING CLUB

Section	Overall	1200m	1000m	800m	600m	400m	200m
Section Times	1:24.77 [2] (0:13.94)	1:10.83 [7] (0:10.79)	1:00.04 [6] (0:11.35)	0:48.69 [5] (0:11.84)	0:36.85 [3] (0:11.97)	0:24.88 [1] (0:11.88)	0:13.00 [1] (0:13.00)
Average Speed [km/h]	51.8	66.9	64.8	61.6	61.4	60.4	55.5
Top Speed [km/h]	66.4	66.7	65.9	62.5	61.5	61.7	58.9
Avg. Dist. to Rail [m]	10.8	4.9	3.7	3.1	3.7	6.3	3.7
Avg. Stride Freq. [Hz]	2.2	2.3	2.3	2.2	2.3	2.3	2.2
Avg. Stride Length [m]	6.7	8.0	7.9	7.6	7.4	7.3	7.0



- [] Ranking at each section and finish
- .-.- No data available at this section
- NA No data available



Horse/Jockey Name	Stefi Magnetica
Final Rank	3
Fastest Section Time (Section)	0:10.89 (1200m)
Top Speed [km/h] (Section)	66.7 (1200m)
Race State	Finished



Eagle Farm QLD Professional

Race 6: MULLINS LAWYERS FRED BEST CLASSIC - 1400m

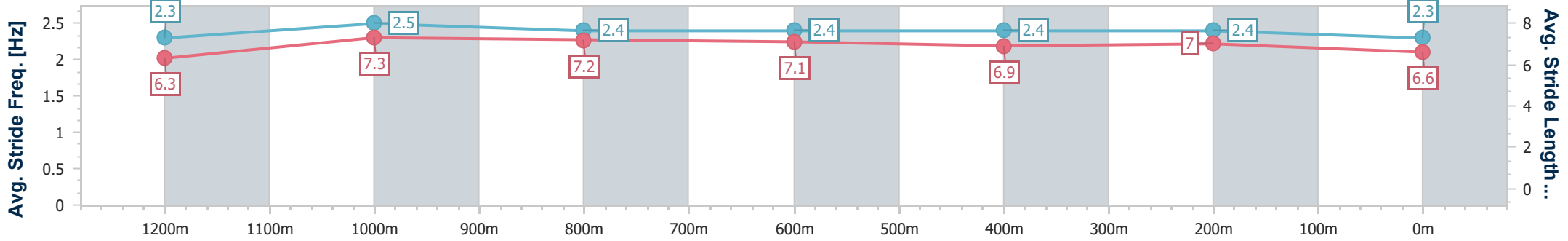
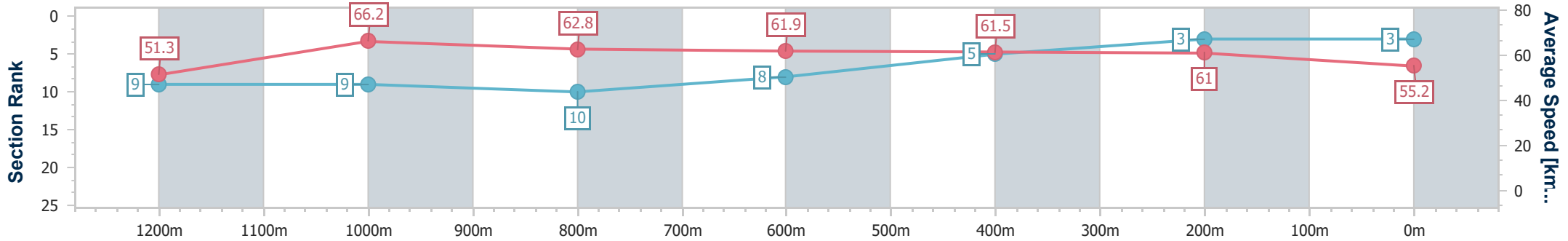
01 June 2024 - 14:40

Track Rating: Soft 6, Weather: Overcast, Rail Position: True Entire Course



BRISBANE RACING CLUB

Section	Overall	1200m	1000m	800m	600m	400m	200m
Section Times	1:24.97 [3] (0:14.09)	1:10.88 [9] (0:10.89)	0:59.99 [9] (0:11.58)	0:48.41 [10] (0:11.75)	0:36.66 [8] (0:11.79)	0:24.87 [5] (0:11.85)	0:13.02 [3] (0:13.02)
Average Speed [km/h]	51.3	66.2	62.8	61.9	61.5	61.0	55.2
Top Speed [km/h]	66.6	66.7	63.0	63.0	62.3	62.5	58.3
Avg. Dist. to Rail [m]	3.5	2.2	2.6	2.4	1.3	4.9	3.4
Avg. Stride Freq. [Hz]	2.3	2.5	2.4	2.4	2.4	2.4	2.3
Avg. Stride Length [m]	6.3	7.3	7.2	7.1	6.9	7.0	6.6



- [] Ranking at each section and finish
- .-.- No data available at this section
- NA No data available



Horse/Jockey Name	Golden Decade
Final Rank	4
Fastest Section Time (Section)	0:10.76 (1200m)
Top Speed [km/h] (Section)	68.6 (1200m)
Race State	Finished



Eagle Farm QLD Professional

Race 6: MULLINS LAWYERS FRED BEST CLASSIC - 1400m

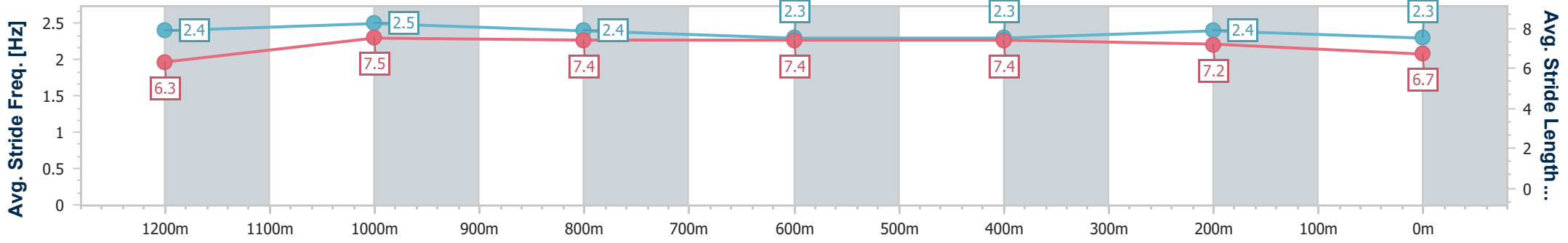
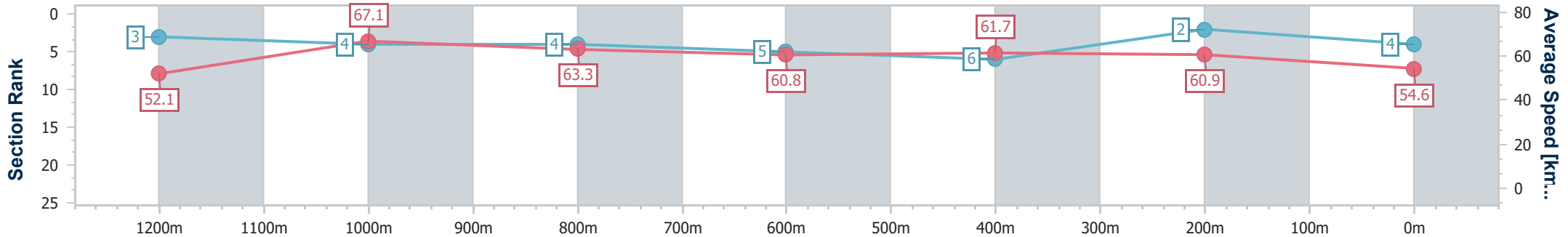
01 June 2024 - 14:40

Track Rating: Soft 6, Weather: Overcast, Rail Position: True Entire Course



BRISBANE RACING CLUB

Section	Overall	1200m	1000m	800m	600m	400m	200m
Section Times	1:25.12 [4] (0:13.84)	1:11.28 [3] (0:10.76)	1:00.52 [4] (0:11.46)	0:49.06 [4] (0:12.09)	0:36.97 [5] (0:11.99)	0:24.98 [6] (0:11.81)	0:13.17 [2] (0:13.17)
Average Speed [km/h]	52.1	67.1	63.3	60.8	61.7	60.9	54.6
Top Speed [km/h]	68.5	68.6	63.9	62.1	62.4	62.9	57.4
Avg. Dist. to Rail [m]	13.0	2.5	1.8	4.1	5.4	9.1	5.8
Avg. Stride Freq. [Hz]	2.4	2.5	2.4	2.3	2.3	2.4	2.3
Avg. Stride Length [m]	6.3	7.5	7.4	7.4	7.4	7.2	6.7



- [] Ranking at each section and finish
- .-.- No data available at this section
- NA No data available



Horse/Jockey Name	Bases Loaded
Final Rank	5
Fastest Section Time (Section)	0:10.81 (1200m)
Top Speed [km/h] (Section)	67.6 (1200m)
Race State	Finished



Eagle Farm QLD Professional

Race 6: MULLINS LAWYERS FRED BEST CLASSIC - 1400m

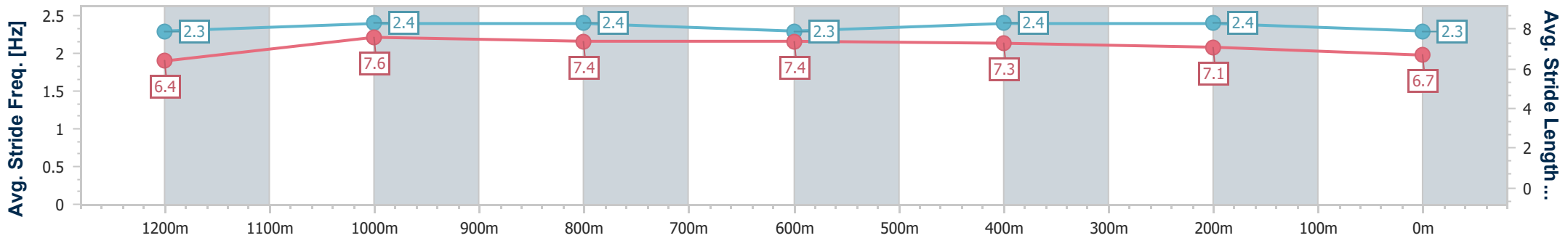
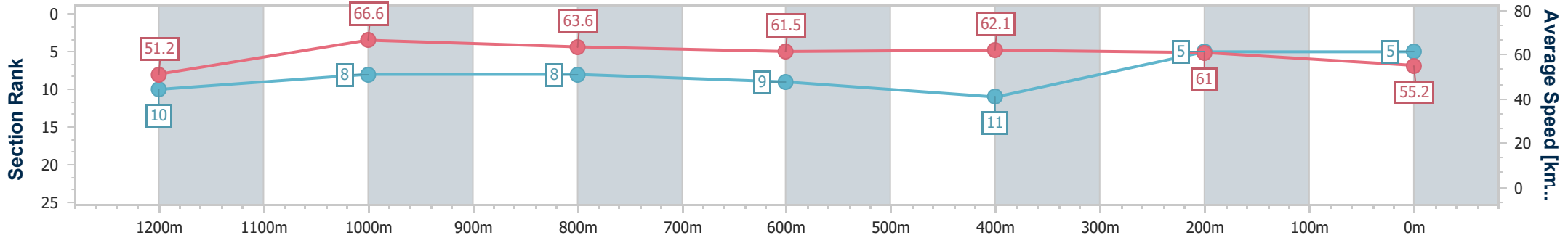
01 June 2024 - 14:40

Track Rating: Soft 6, Weather: Overcast, Rail Position: True Entire Course



BRISBANE RACING CLUB

Section	Overall	1200m	1000m	800m	600m	400m	200m
Section Times	1:25.16 [5] (0:14.14)	1:11.02 [10] (0:10.81)	1:00.21 [8] (0:11.55)	0:48.66 [8] (0:11.89)	0:36.77 [9] (0:11.97)	0:24.80 [11] (0:11.80)	0:13.00 [5] (0:13.00)
Average Speed [km/h]	51.2	66.6	63.6	61.5	62.1	61.0	55.2
Top Speed [km/h]	67.0	67.6	63.7	62.8	61.9	62.2	58.4
Avg. Dist. to Rail [m]	8.9	4.4	3.8	3.5	6.2	12.8	9.6
Avg. Stride Freq. [Hz]	2.3	2.4	2.4	2.3	2.4	2.4	2.3
Avg. Stride Length [m]	6.4	7.6	7.4	7.4	7.3	7.1	6.7



- [] Ranking at each section and finish
- .-.- No data available at this section
- NA No data available



Horse/Jockey Name	Chrysaor
Final Rank	6
Fastest Section Time (Section)	0:11.09 (1200m)
Top Speed [km/h] (Section)	65.4 (1200m)
Race State	Finished



Eagle Farm QLD Professional

Race 6: MULLINS LAWYERS FRED BEST CLASSIC - 1400m

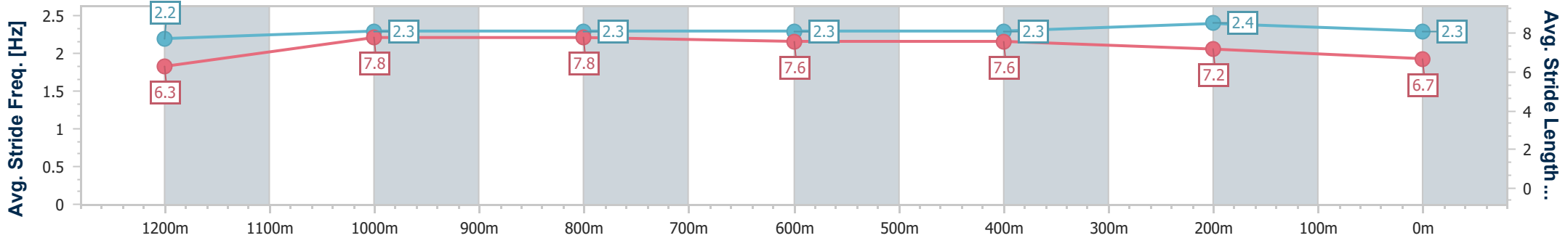
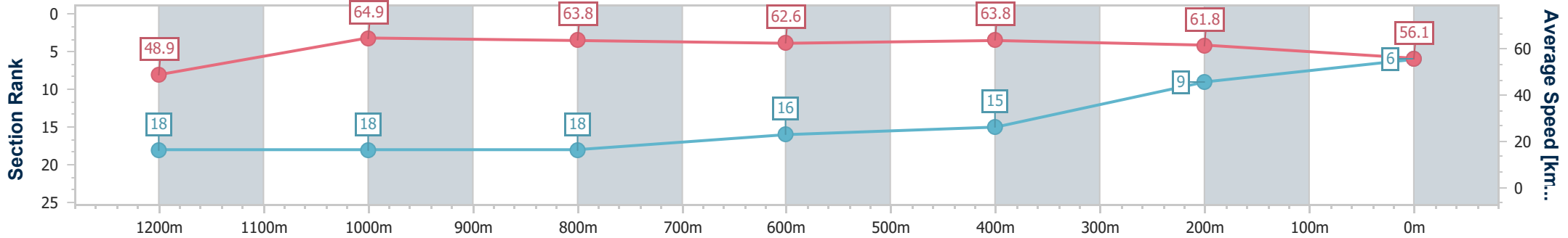
01 June 2024 - 14:40

Track Rating: Soft 6, Weather: Overcast, Rail Position: True Entire Course



BRISBANE RACING CLUB

Section	Overall	1200m	1000m	800m	600m	400m	200m
Section Times	1:25.16 [6] (0:14.80)	1:10.36 [18] (0:11.09)	0:59.27 [18] (0:11.53)	0:47.74 [18] (0:11.64)	0:36.10 [16] (0:11.65)	0:24.45 [15] (0:11.65)	0:12.80 [9] (0:12.80)
Average Speed [km/h]	48.9	64.9	63.8	62.6	63.8	61.8	56.1
Top Speed [km/h]	63.6	65.4	64.3	64.3	64.1	64.3	60.5
Avg. Dist. to Rail [m]	9.3	4.5	3.8	3.3	5.7	13.5	11.6
Avg. Stride Freq. [Hz]	2.2	2.3	2.3	2.3	2.3	2.4	2.3
Avg. Stride Length [m]	6.3	7.8	7.8	7.6	7.6	7.2	6.7



- [] Ranking at each section and finish
- .-.- No data available at this section
- NA No data available



Horse/Jockey Name	Abounding
Final Rank	7
Fastest Section Time (Section)	0:10.98 (1200m)
Top Speed [km/h] (Section)	66.7 (1200m)
Race State	Finished



Eagle Farm QLD Professional

Race 6: MULLINS LAWYERS FRED BEST CLASSIC - 1400m

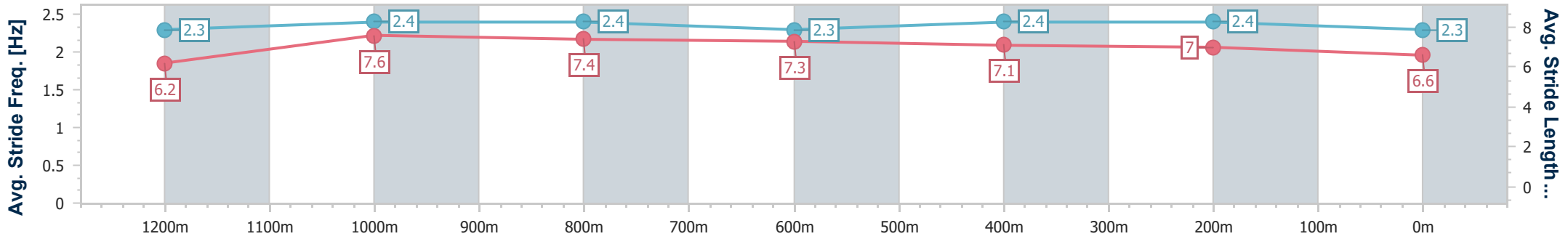
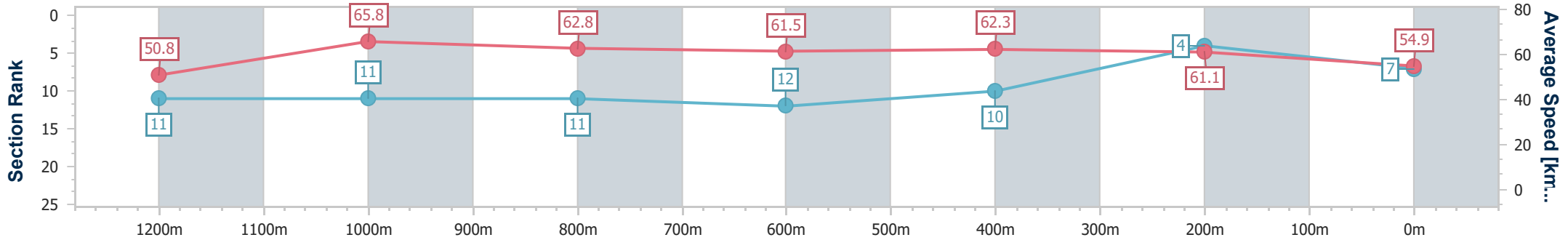
01 June 2024 - 14:40

Track Rating: Soft 6, Weather: Overcast, Rail Position: True Entire Course



BRISBANE RACING CLUB

Section	Overall	1200m	1000m	800m	600m	400m	200m
Section Times	1:25.20 [7] (0:14.22)	1:10.98 [11] (0:10.98)	1:00.00 [11] (0:11.61)	0:48.39 [11] (0:11.81)	0:36.58 [12] (0:11.71)	0:24.87 [10] (0:11.78)	0:13.09 [4] (0:13.09)
Average Speed [km/h]	50.8	65.8	62.8	61.5	62.3	61.1	54.9
Top Speed [km/h]	66.1	66.7	63.6	62.2	63.7	62.6	58.8
Avg. Dist. to Rail [m]	3.9	3.0	2.8	2.1	2.7	8.0	7.2
Avg. Stride Freq. [Hz]	2.3	2.4	2.4	2.3	2.4	2.4	2.3
Avg. Stride Length [m]	6.2	7.6	7.4	7.3	7.1	7.0	6.6



- [] Ranking at each section and finish
- .-.- No data available at this section
- NA No data available



Horse/Jockey Name	Steparty
Final Rank	8
Fastest Section Time (Section)	0:11.07 (1200m)
Top Speed [km/h] (Section)	65.9 (Overall)
Race State	Finished



Eagle Farm QLD Professional

Race 6: MULLINS LAWYERS FRED BEST CLASSIC - 1400m

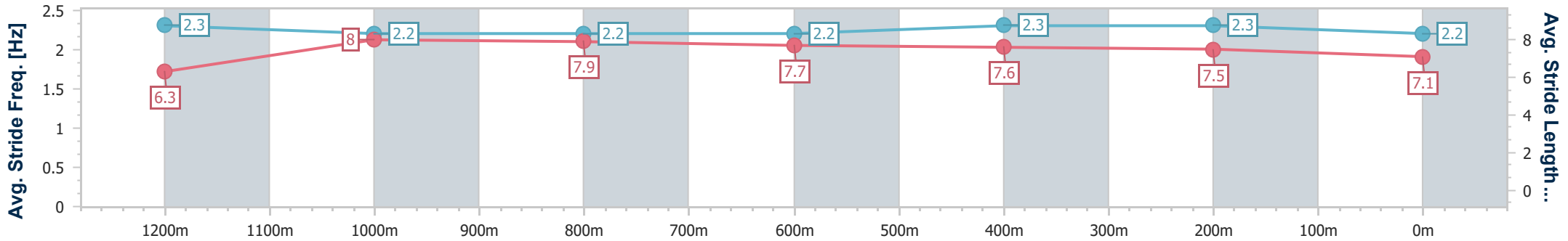
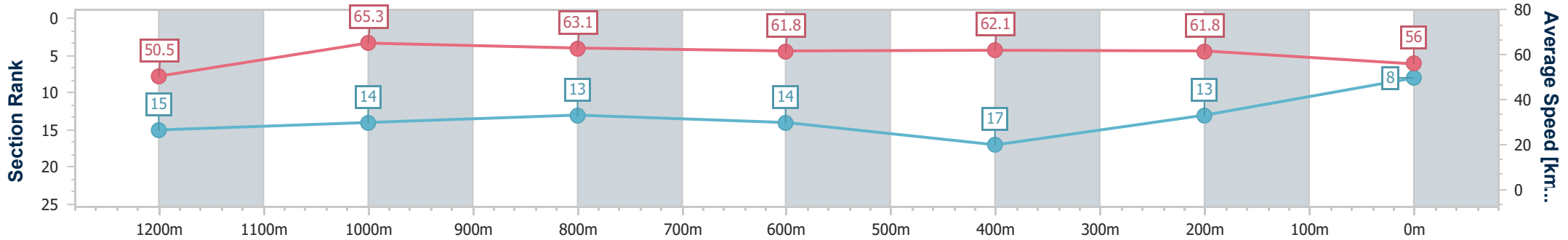
01 June 2024 - 14:40

Track Rating: Soft 6, Weather: Overcast, Rail Position: True Entire Course



BRISBANE RACING CLUB

Section	Overall	1200m	1000m	800m	600m	400m	200m
Section Times	1:25.29 [8] (0:14.37)	1:10.92 [15] (0:11.07)	0:59.85 [14] (0:11.65)	0:48.20 [13] (0:11.84)	0:36.36 [14] (0:11.85)	0:24.51 [17] (0:11.66)	0:12.85 [13] (0:12.85)
Average Speed [km/h]	50.5	65.3	63.1	61.8	62.1	61.8	56.0
Top Speed [km/h]	65.9	65.8	63.3	63.0	62.7	63.1	59.2
Avg. Dist. to Rail [m]	14.0	5.0	3.8	3.4	4.7	12.7	10.2
Avg. Stride Freq. [Hz]	2.3	2.2	2.2	2.2	2.3	2.3	2.2
Avg. Stride Length [m]	6.3	8.0	7.9	7.7	7.6	7.5	7.1



- [] Ranking at each section and finish
- .-.- No data available at this section
- NA No data available



Horse/Jockey Name	Amur
Final Rank	9
Fastest Section Time (Section)	0:11.05 (1200m)
Top Speed [km/h] (Section)	66.6 (1200m)
Race State	Finished



Eagle Farm QLD Professional

Race 6: MULLINS LAWYERS FRED BEST CLASSIC - 1400m

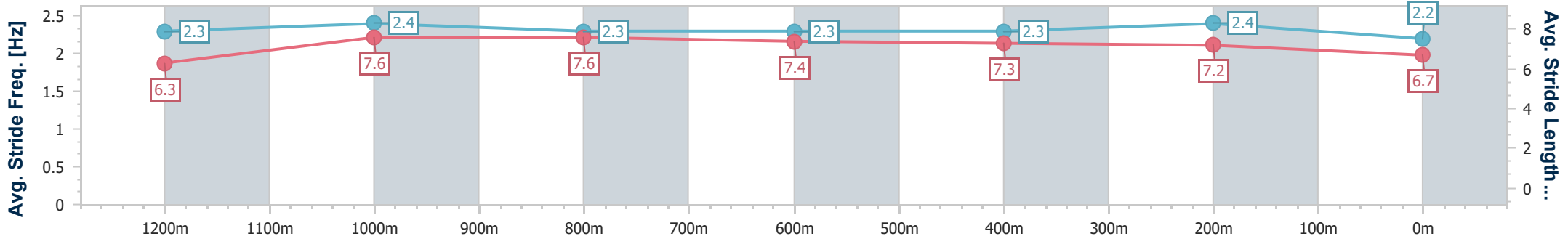
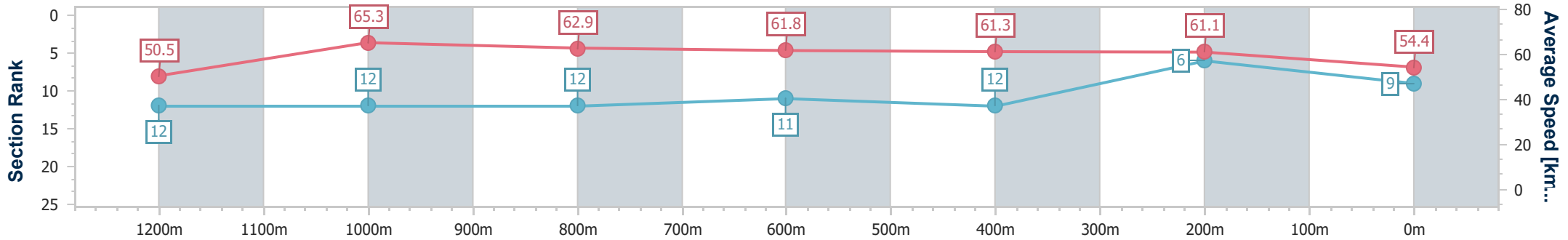
01 June 2024 - 14:40

Track Rating: Soft 6, Weather: Overcast, Rail Position: True Entire Course



BRISBANE RACING CLUB

Section	Overall	1200m	1000m	800m	600m	400m	200m
Section Times	1:25.45 [9] (0:14.28)	1:11.17 [12] (0:11.05)	1:00.12 [12] (0:11.55)	0:48.57 [12] (0:11.72)	0:36.85 [11] (0:11.78)	0:25.07 [12] (0:11.80)	0:13.27 [6] (0:13.27)
Average Speed [km/h]	50.5	65.3	62.9	61.8	61.3	61.1	54.4
Top Speed [km/h]	64.5	66.6	63.0	63.1	61.9	63.5	56.8
Avg. Dist. to Rail [m]	2.0	1.3	1.7	1.5	0.9	3.5	3.2
Avg. Stride Freq. [Hz]	2.3	2.4	2.3	2.3	2.3	2.4	2.2
Avg. Stride Length [m]	6.3	7.6	7.6	7.4	7.3	7.2	6.7



- [] Ranking at each section and finish
- .-.- No data available at this section
- NA No data available



Horse/Jockey Name	Deep Respect
Final Rank	10
Fastest Section Time (Section)	0:11.05 (1200m)
Top Speed [km/h] (Section)	65.8 (1200m)
Race State	Finished



Eagle Farm QLD Professional

Race 6: MULLINS LAWYERS FRED BEST CLASSIC - 1400m

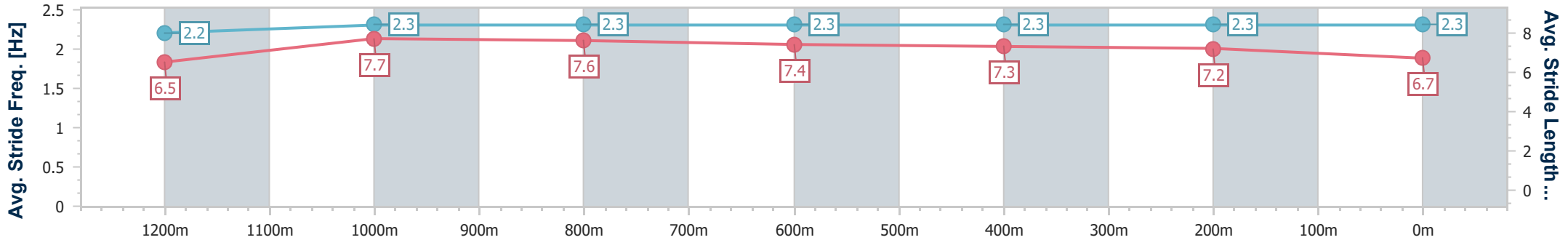
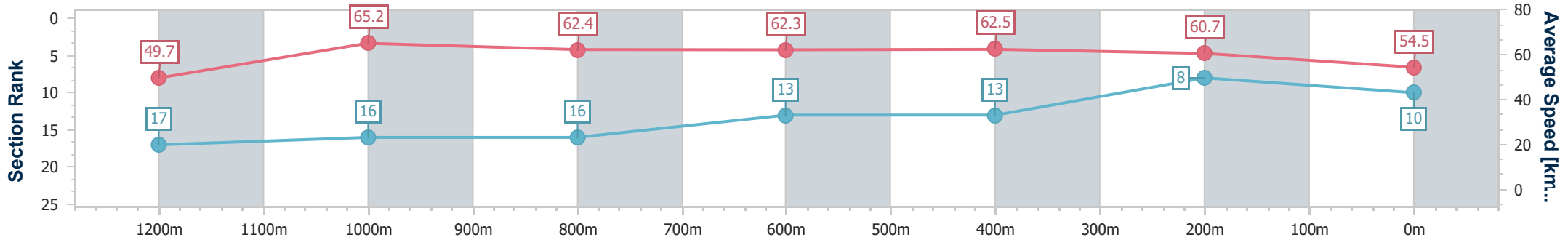
01 June 2024 - 14:40

Track Rating: Soft 6, Weather: Overcast, Rail Position: True Entire Course



BRISBANE RACING CLUB

Section	Overall	1200m	1000m	800m	600m	400m	200m
Section Times	1:25.57 [10] (0:14.52)	1:11.05 [17] (0:11.05)	1:00.00 [16] (0:11.62)	0:48.38 [16] (0:11.67)	0:36.71 [13] (0:11.62)	0:25.09 [13] (0:11.88)	0:13.21 [8] (0:13.21)
Average Speed [km/h]	49.7	65.2	62.4	62.3	62.5	60.7	54.5
Top Speed [km/h]	64.9	65.8	62.8	62.9	62.9	63.1	57.9
Avg. Dist. to Rail [m]	4.9	1.8	1.7	1.6	2.1	6.7	4.8
Avg. Stride Freq. [Hz]	2.2	2.3	2.3	2.3	2.3	2.3	2.3
Avg. Stride Length [m]	6.5	7.7	7.6	7.4	7.3	7.2	6.7



- [] Ranking at each section and finish
- .-.- No data available at this section
- NA No data available



Horse/Jockey Name	Snow Patrol
Final Rank	11
Fastest Section Time (Section)	0:11.10 (1200m)
Top Speed [km/h] (Section)	66.1 (1200m)
Race State	Finished



Eagle Farm QLD Professional

Race 6: MULLINS LAWYERS FRED BEST CLASSIC - 1400m

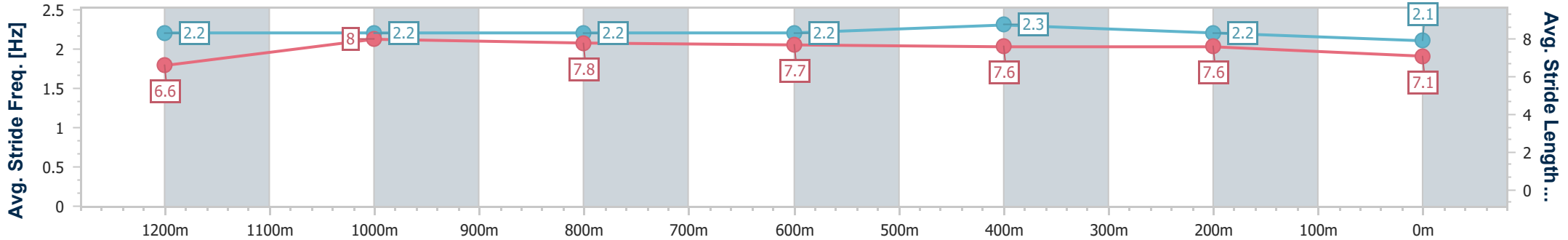
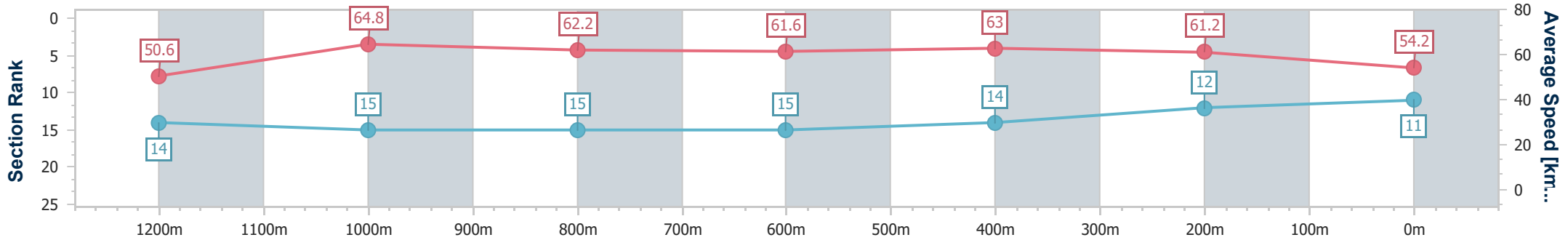
01 June 2024 - 14:40

Track Rating: Soft 6, Weather: Overcast, Rail Position: True Entire Course



BRISBANE RACING CLUB

Section	Overall	1200m	1000m	800m	600m	400m	200m
Section Times	1:25.66 [11] (0:14.36)	1:11.30 [14] (0:11.10)	1:00.20 [15] (0:11.72)	0:48.48 [15] (0:11.79)	0:36.69 [15] (0:11.66)	0:25.03 [14] (0:11.78)	0:13.25 [12] (0:13.25)
Average Speed [km/h]	50.6	64.8	62.2	61.6	63.0	61.2	54.2
Top Speed [km/h]	66.1	66.1	62.4	62.3	63.4	62.8	58.4
Avg. Dist. to Rail [m]	8.4	3.7	2.4	2.3	3.6	8.9	7.5
Avg. Stride Freq. [Hz]	2.2	2.2	2.2	2.2	2.3	2.2	2.1
Avg. Stride Length [m]	6.6	8.0	7.8	7.7	7.6	7.6	7.1



- [] Ranking at each section and finish
- .-.- No data available at this section
- NA No data available



Horse/Jockey Name	Mchale
Final Rank	12
Fastest Section Time (Section)	0:11.16 (1200m)
Top Speed [km/h] (Section)	66.1 (Overall)
Race State	Finished



Eagle Farm QLD Professional

Race 6: MULLINS LAWYERS FRED BEST CLASSIC - 1400m

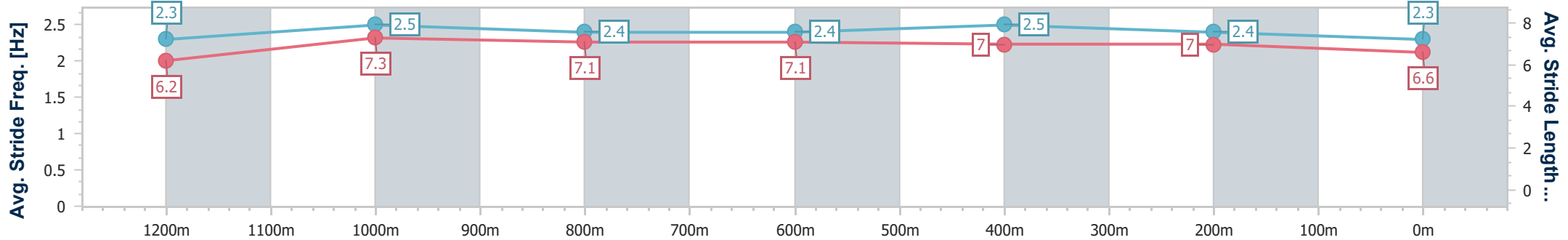
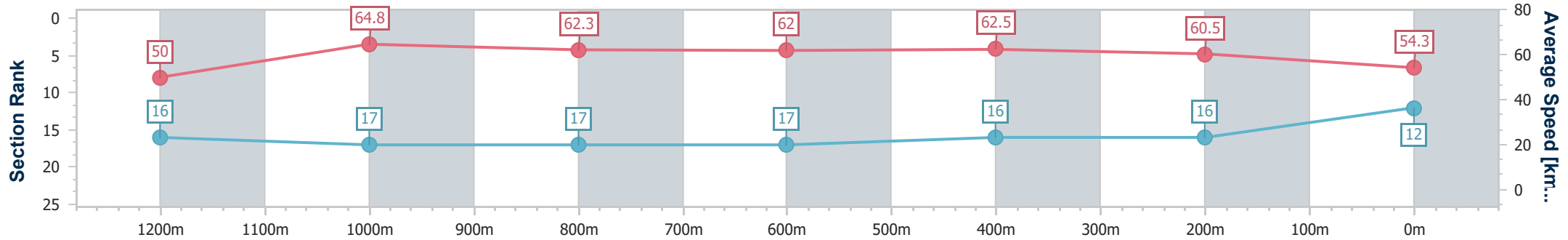
01 June 2024 - 14:40

Track Rating: Soft 6, Weather: Overcast, Rail Position: True Entire Course



BRISBANE RACING CLUB

Section	Overall	1200m	1000m	800m	600m	400m	200m
Section Times	1:25.89 [12] (0:14.42)	1:11.47 [16] (0:11.16)	1:00.31 [17] (0:11.71)	0:48.60 [17] (0:11.78)	0:36.82 [17] (0:11.66)	0:25.16 [16] (0:11.90)	0:13.26 [16] (0:13.26)
Average Speed [km/h]	50.0	64.8	62.3	62.0	62.5	60.5	54.3
Top Speed [km/h]	66.1	66.0	62.9	62.6	63.0	63.0	58.6
Avg. Dist. to Rail [m]	6.3	3.1	3.1	2.4	3.1	8.4	8.2
Avg. Stride Freq. [Hz]	2.3	2.5	2.4	2.4	2.5	2.4	2.3
Avg. Stride Length [m]	6.2	7.3	7.1	7.1	7.0	7.0	6.6



- [] Ranking at each section and finish
- .-.- No data available at this section
- NA No data available



Horse/Jockey Name	Schwarz
Final Rank	13
Fastest Section Time (Section)	0:10.91 (1200m)
Top Speed [km/h] (Section)	67.1 (1200m)
Race State	Finished



Eagle Farm QLD Professional

Race 6: MULLINS LAWYERS FRED BEST CLASSIC - 1400m

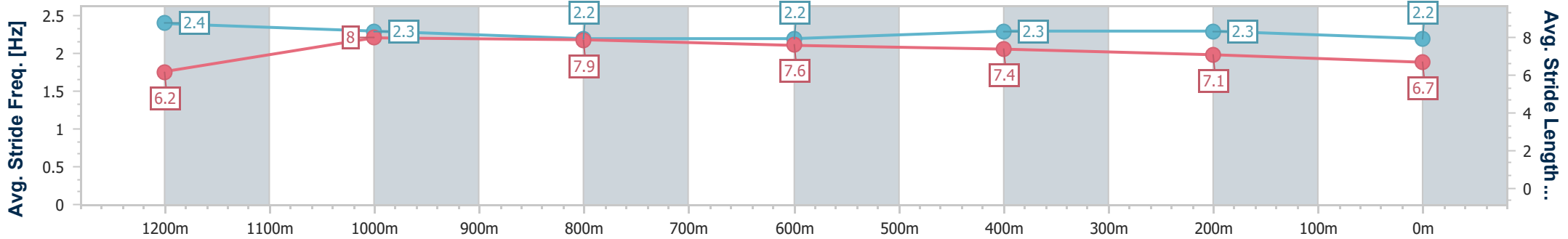
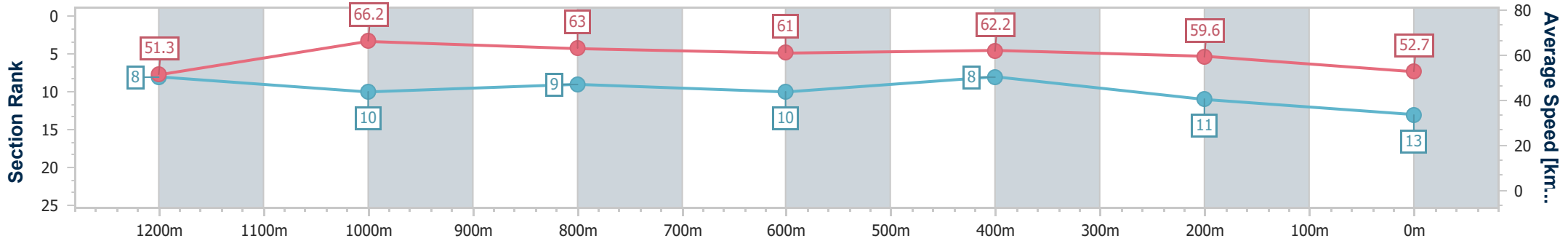
01 June 2024 - 14:40

Track Rating: Soft 6, Weather: Overcast, Rail Position: True Entire Course



BRISBANE RACING CLUB

Section	Overall	1200m	1000m	800m	600m	400m	200m
Section Times	1:26.03 [13] (0:14.08)	1:11.95 [8] (0:10.91)	1:01.04 [10] (0:11.57)	0:49.47 [9] (0:11.91)	0:37.56 [10] (0:11.83)	0:25.73 [8] (0:12.09)	0:13.64 [11] (0:13.64)
Average Speed [km/h]	51.3	66.2	63.0	61.0	62.2	59.6	52.7
Top Speed [km/h]	67.0	67.1	63.5	62.4	63.1	62.6	56.3
Avg. Dist. to Rail [m]	5.2	3.3	2.6	2.0	4.3	10.2	9.5
Avg. Stride Freq. [Hz]	2.4	2.3	2.2	2.2	2.3	2.3	2.2
Avg. Stride Length [m]	6.2	8.0	7.9	7.6	7.4	7.1	6.7



- [] Ranking at each section and finish
- .-.- No data available at this section
- NA No data available



Horse/Jockey Name	Celui
Final Rank	14
Fastest Section Time (Section)	0:10.56 (1200m)
Top Speed [km/h] (Section)	69.7 (1200m)
Race State	Finished



Eagle Farm QLD Professional

Race 6: MULLINS LAWYERS FRED BEST CLASSIC - 1400m

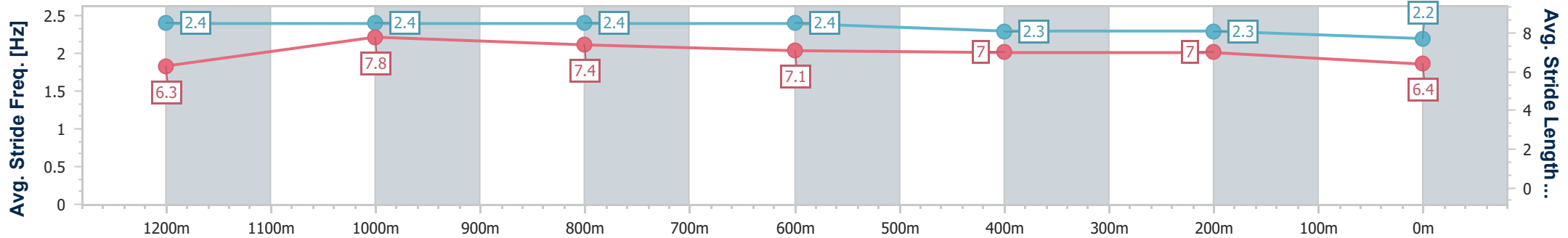
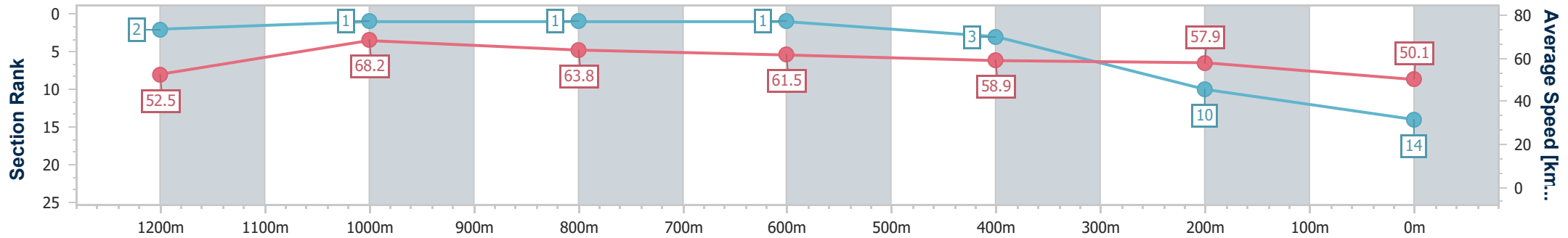
01 June 2024 - 14:40

Track Rating: Soft 6, Weather: Overcast, Rail Position: True Entire Course



BRISBANE RACING CLUB

Section	Overall	1200m	1000m	800m	600m	400m	200m
Section Times	1:26.75 [14] (0:13.80)	1:12.95 [2] (0:10.56)	1:02.39 [1] (0:11.36)	0:51.03 [1] (0:11.86)	0:39.17 [1] (0:12.36)	0:26.81 [3] (0:12.45)	0:14.36 [10] (0:14.36)
Average Speed [km/h]	52.5	68.2	63.8	61.5	58.9	57.9	50.1
Top Speed [km/h]	69.4	69.7	65.2	62.2	60.3	60.1	55.8
Avg. Dist. to Rail [m]	13.1	2.7	1.7	1.9	3.0	5.7	5.4
Avg. Stride Freq. [Hz]	2.4	2.4	2.4	2.4	2.3	2.3	2.2
Avg. Stride Length [m]	6.3	7.8	7.4	7.1	7.0	7.0	6.4



- [] Ranking at each section and finish
- .-.- No data available at this section
- NA No data available



Horse/Jockey Name	Cifrado
Final Rank	15
Fastest Section Time (Section)	0:10.83 (1200m)
Top Speed [km/h] (Section)	67.2 (1200m)
Race State	Finished



Eagle Farm QLD Professional

Race 6: MULLINS LAWYERS FRED BEST CLASSIC - 1400m

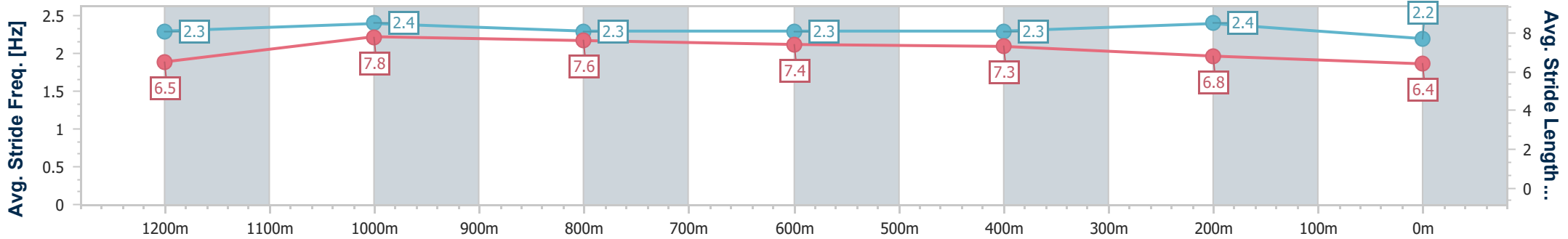
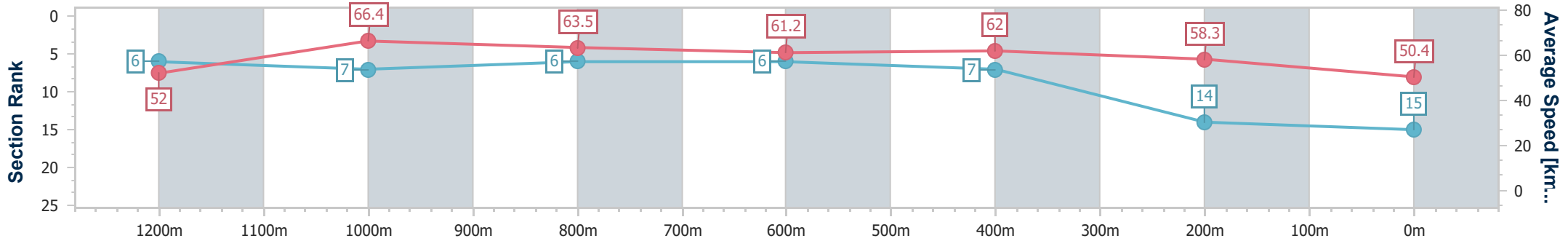
01 June 2024 - 14:40

Track Rating: Soft 6, Weather: Overcast, Rail Position: True Entire Course



BRISBANE RACING CLUB

Section	Overall	1200m	1000m	800m	600m	400m	200m
Section Times	1:26.77 [15] (0:13.93)	1:12.84 [6] (0:10.83)	1:02.01 [7] (0:11.49)	0:50.52 [6] (0:11.95)	0:38.57 [6] (0:11.96)	0:26.61 [7] (0:12.33)	0:14.28 [14] (0:14.28)
Average Speed [km/h]	52.0	66.4	63.5	61.2	62.0	58.3	50.4
Top Speed [km/h]	67.2	67.2	64.0	62.0	61.9	61.8	55.7
Avg. Dist. to Rail [m]	9.7	3.3	2.5	3.5	5.4	9.2	7.7
Avg. Stride Freq. [Hz]	2.3	2.4	2.3	2.3	2.3	2.4	2.2
Avg. Stride Length [m]	6.5	7.8	7.6	7.4	7.3	6.8	6.4



- [] Ranking at each section and finish
- .-.- No data available at this section
- NA No data available



Horse/Jockey Name	The Instructor
Final Rank	16
Fastest Section Time (Section)	0:10.78 (1200m)
Top Speed [km/h] (Section)	66.9 (1200m)
Race State	Finished



Eagle Farm QLD Professional

Race 6: MULLINS LAWYERS FRED BEST CLASSIC - 1400m

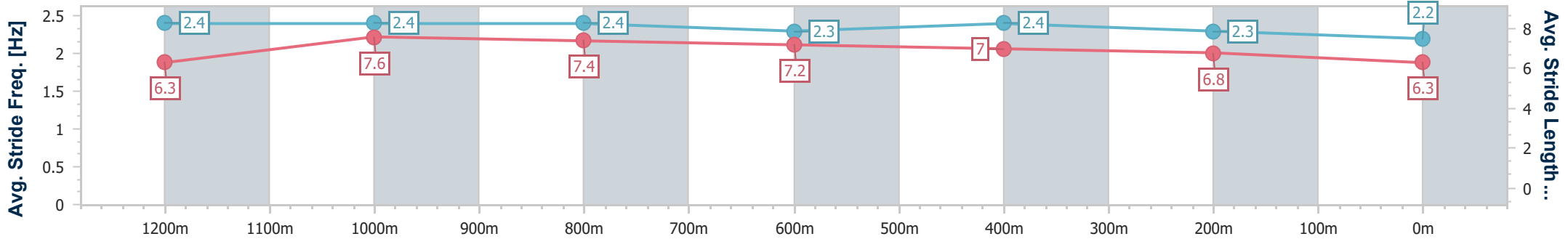
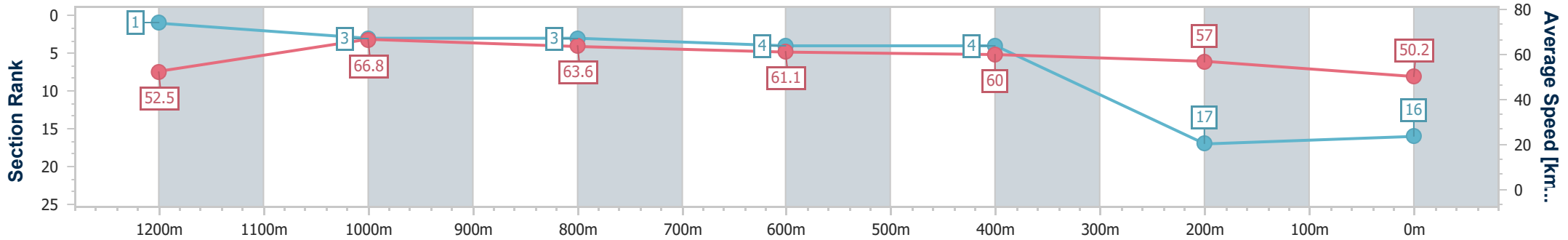
01 June 2024 - 14:40

Track Rating: Soft 6, Weather: Overcast, Rail Position: True Entire Course



BRISBANE RACING CLUB

Section	Overall	1200m	1000m	800m	600m	400m	200m
Section Times	1:27.07 [16] (0:13.78)	1:13.29 [1] (0:10.78)	1:02.51 [3] (0:11.46)	0:51.05 [3] (0:11.90)	0:39.15 [4] (0:12.12)	0:27.03 [4] (0:12.65)	0:14.38 [17] (0:14.38)
Average Speed [km/h]	52.5	66.8	63.6	61.1	60.0	57.0	50.2
Top Speed [km/h]	66.7	66.9	64.2	62.0	61.3	59.8	53.7
Avg. Dist. to Rail [m]	5.7	2.6	2.2	2.3	2.2	4.6	4.0
Avg. Stride Freq. [Hz]	2.4	2.4	2.4	2.3	2.4	2.3	2.2
Avg. Stride Length [m]	6.3	7.6	7.4	7.2	7.0	6.8	6.3



- [] Ranking at each section and finish
- .-.- No data available at this section
- NA No data available



Horse/Jockey Name	Weigall Tiger
Final Rank	17
Fastest Section Time (Section)	0:10.53 (1200m)
Top Speed [km/h] (Section)	69.5 (1200m)
Race State	Finished



Eagle Farm QLD Professional

Race 6: MULLINS LAWYERS FRED BEST CLASSIC - 1400m

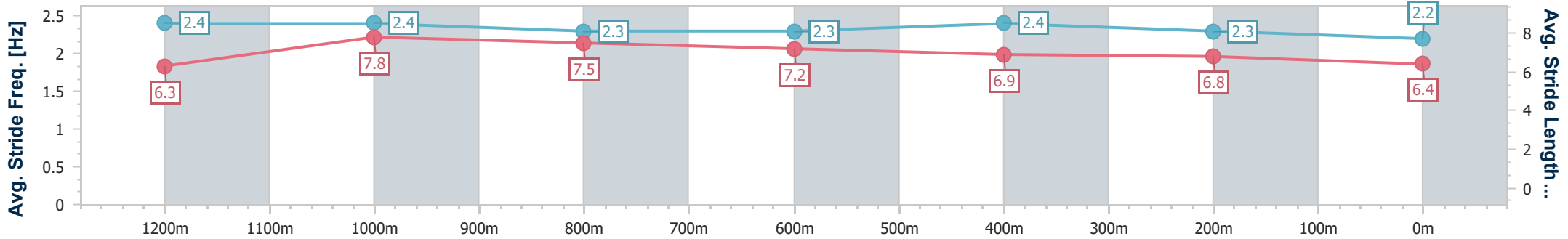
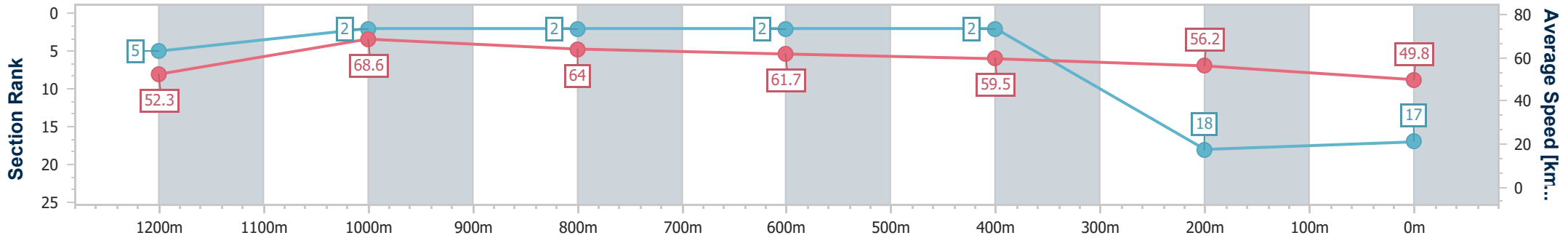
01 June 2024 - 14:40

Track Rating: Soft 6, Weather: Overcast, Rail Position: True Entire Course



BRISBANE RACING CLUB

Section	Overall	1200m	1000m	800m	600m	400m	200m
Section Times	1:27.21 [17] (0:13.89)	1:13.32 [5] (0:10.53)	1:02.79 [2] (0:11.41)	0:51.38 [2] (0:11.85)	0:39.53 [2] (0:12.26)	0:27.27 [2] (0:12.83)	0:14.44 [18] (0:14.44)
Average Speed [km/h]	52.3	68.6	64.0	61.7	59.5	56.2	49.8
Top Speed [km/h]	68.5	69.5	66.4	62.7	60.2	58.7	52.9
Avg. Dist. to Rail [m]	15.2	6.4	3.0	3.0	3.1	7.2	6.5
Avg. Stride Freq. [Hz]	2.4	2.4	2.3	2.3	2.4	2.3	2.2
Avg. Stride Length [m]	6.3	7.8	7.5	7.2	6.9	6.8	6.4



- [] Ranking at each section and finish
- .-.- No data available at this section
- NA No data available



Horse/Jockey Name	Corniche
Final Rank	18
Fastest Section Time (Section)	0:10.84 (1200m)
Top Speed [km/h] (Section)	68.3 (1200m)
Race State	Finished



Eagle Farm QLD Professional

Race 6: MULLINS LAWYERS FRED BEST CLASSIC - 1400m

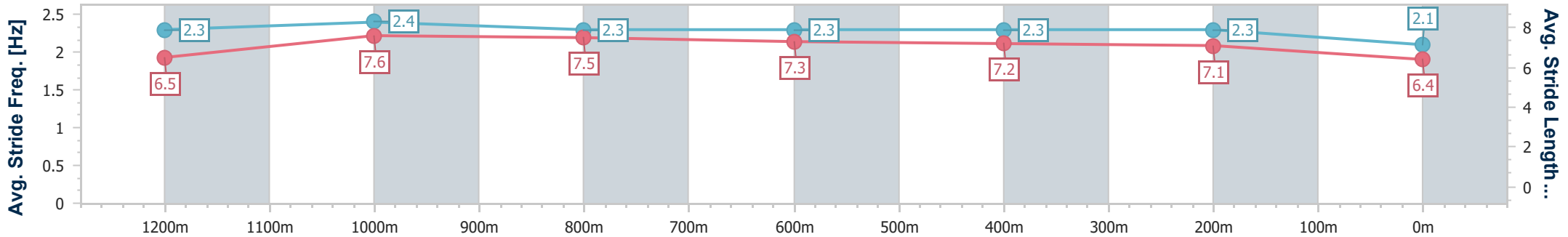
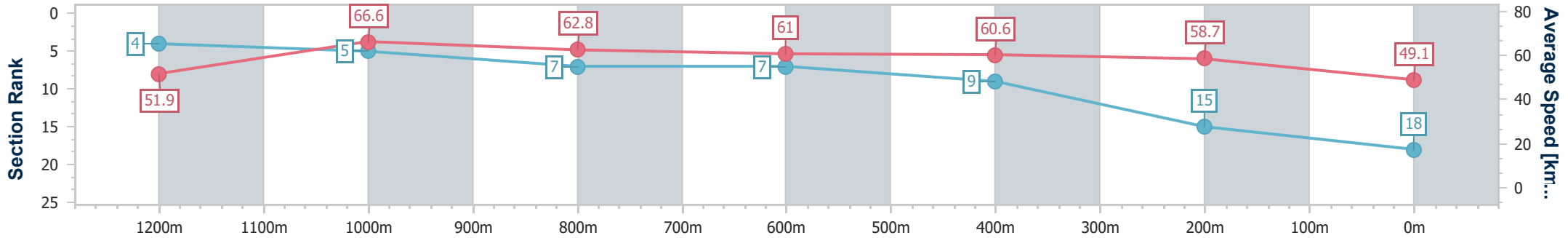
01 June 2024 - 14:40

Track Rating: Soft 6, Weather: Overcast, Rail Position: True Entire Course



BRISBANE RACING CLUB

Section	Overall	1200m	1000m	800m	600m	400m	200m
Section Times	1:27.26 [18] (0:13.88)	1:13.38 [4] (0:10.84)	1:02.54 [5] (0:11.60)	0:50.94 [7] (0:11.95)	0:38.99 [7] (0:12.04)	0:26.95 [9] (0:12.31)	0:14.64 [15] (0:14.64)
Average Speed [km/h]	51.9	66.6	62.8	61.0	60.6	58.7	49.1
Top Speed [km/h]	67.5	68.3	63.2	61.8	60.9	60.5	54.4
Avg. Dist. to Rail [m]	7.5	2.6	2.5	2.6	3.7	7.6	7.3
Avg. Stride Freq. [Hz]	2.3	2.4	2.3	2.3	2.3	2.3	2.1
Avg. Stride Length [m]	6.5	7.6	7.5	7.3	7.2	7.1	6.4



- [] Ranking at each section and finish
- .-.- No data available at this section
- NA No data available



Eagle Farm QLD Professional

Race 7: EVA AIR KINGSFORD SMITH CUP - 1300m

01 June 2024 - 15:14



BRISBANE
RACING CLUB

Track Rating: Soft 6, Weather: Overcast, Rail Position: True Entire Course

Section												Last 600m	
Field Times												0:35.52	
	Overall	1200m	1000m	800m	600m	400m							
	1:17.81 (0:07.58)	1:10.23 (0:10.70)	0:59.53 (0:11.79)	0:47.74 (0:12.22)	0:35.52 (0:11.90)	0:23.62 (0:11.48)							
Rank	TAB	Horse/Jockey	Barrier	Top Speed [km/h]	Fastest Section							Distance Travelled [m]	
1	1	I WISH I WIN Luke Nolen	1	67.9 1200m	0:07.95 Overall	1:17.81 [1] (0:07.95)	1:09.86 [6] (0:11.01)	0:58.85 [6] (0:11.83)	0:47.02 [6] (0:12.26)	0:34.76 [6] (0:11.55)	0:23.21 [6] (0:11.07)	0:34.76	
2	9	BELLA NIPOTINA Craig Williams	2	66.0 1200m	0:07.70 Overall	1:17.88 [2] (0:07.70)	1:10.18 [3] (0:11.01)	0:59.17 [4] (0:11.78)	0:47.39 [4] (0:12.22)	0:35.17 [4] (0:11.56)	0:23.61 [3] (0:11.46)	0:35.17	+0
3	10	IN SECRET Jamie Kah	4	66.4 1200m	0:07.97 Overall	1:18.24 [3] (0:07.97)	1:10.27 [7] (0:11.05)	0:59.22 [7] (0:11.85)	0:47.37 [7] (0:12.21)	0:35.16 [7] (0:11.62)	0:23.54 [7] (0:11.24)	0:35.16	+1
4	8	FREEDOM RALLY Tim Clark	10	68.2 1200m	0:07.58 Overall	1:18.26 [4] (0:07.58)	1:10.68 [1] (0:10.81)	0:59.87 [2] (0:11.83)	0:48.04 [2] (0:12.22)	0:35.82 [2] (0:11.77)	0:24.05 [2] (0:11.51)	0:35.82	+1
5	2	THINK ABOUT IT Blake Shinn	8	66.9 1200m	0:07.70 Overall	1:18.38 [5] (0:07.70)	1:10.68 [4] (0:10.99)	0:59.69 [3] (0:11.74)	0:47.95 [3] (0:12.20)	0:35.75 [3] (0:11.69)	0:24.06 [4] (0:11.49)	0:35.75	+2
6	5	ANTINO Vlad Duric	12	65.6 1200m	0:08.09 Overall	1:18.57 [6] (0:08.09)	1:10.48 [9] (0:11.18)	0:59.30 [9] (0:11.86)	0:47.44 [10] (0:12.24)	0:35.20 [10] (0:11.70)	0:23.50 [10] (0:11.21)	0:35.20	+3
7	4	UNCOMMON JAMES Billy Egan	11	69.3 1200m	0:07.59 Overall	1:18.92 [7] (0:07.59)	1:11.33 [2] (0:10.69)	1:00.64 [1] (0:11.79)	0:48.85 [1] (0:12.22)	0:36.63 [1] (0:11.90)	0:24.73 [1] (0:11.64)	0:36.63	-3
8	11	MAGIC TIME Michael Dee	9	67.3 1200m	0:07.91 Overall	1:18.93 [8] (0:07.91)	1:11.02 [5] (0:10.91)	1:00.11 [5] (0:11.84)	0:48.27 [5] (0:12.22)	0:36.05 [5] (0:11.70)	0:24.35 [5] (0:11.39)	0:36.05	+2
9	7	OSIPENKO Tommy Berry	5	66.6 1200m	0:08.19 Overall	1:19.00 [9] (0:08.19)	1:10.81 [10] (0:11.09)	0:59.72 [10] (0:11.61)	0:48.11 [8] (0:12.28)	0:35.83 [8] (0:11.72)	0:24.11 [8] (0:11.54)	0:35.83	+0
10	12	ESPIONA Nash Rawiller	6	66.3 1200m	0:08.04 Overall	1:19.00 [10] (0:08.04)	1:10.96 [8] (0:11.17)	0:59.79 [8] (0:11.85)	0:47.94 [9] (0:12.17)	0:35.77 [9] (0:11.67)	0:24.10 [9] (0:11.49)	0:35.77	+3

Scratched: Cepheus (#6), Tuvalu (#3)



Eagle Farm QLD Professional

Race 7: EVA AIR KINGSFORD SMITH CUP - 1300m

01 June 2024 - 15:14



BRISBANE
RACING CLUB

Track Rating: Soft 6, Weather: Overcast, Rail Position: True Entire Course

Section							200m			Last 600m
Field Times							0:12.14			0:35.52
Rank	TAB	Horse/Jockey	Barrier	Top Speed [km/h]	Fastest Section	Margin				Distance Travelled [m]
1	1	I WISH I WIN Luke Nolen	1	67.9 1200m	0:07.95 Overall	0:12.14 [1] (0:12.14)	1:17.81		0:34.76	
2	9	BELLA NIPOTINA Craig Williams	2	66.0 1200m	0:07.70 Overall	0:12.15 [3] (0:12.15)	0.4L		0:35.17	+0
3	10	IN SECRET Jamie Kah	4	66.4 1200m	0:07.97 Overall	0:12.30 [6] (0:12.30)	2.49L		0:35.16	+1
4	8	FREEDOM RALLY Tim Clark	10	68.2 1200m	0:07.58 Overall	0:12.54 [2] (0:12.54)	2.64L		0:35.82	+1
5	2	THINK ABOUT IT Blake Shinn	8	66.9 1200m	0:07.70 Overall	0:12.57 [4] (0:12.57)	3.3L		0:35.75	+2
6	5	ANTINO Vlad Duric	12	65.6 1200m	0:08.09 Overall	0:12.29 [8] (0:12.29)	4.42L		0:35.20	+3
7	4	UNCOMMON JAMES Billy Egan	11	69.3 1200m	0:07.59 Overall	0:13.09 [5] (0:13.09)	6.5L		0:36.63	-3
8	11	MAGIC TIME Michael Dee	9	67.3 1200m	0:07.91 Overall	0:12.96 [7] (0:12.96)	6.59L		0:36.05	+2
9	7	OSIPENKO Tommy Berry	5	66.6 1200m	0:08.19 Overall	0:12.57 [10] (0:12.57)	6.98L		0:35.83	+0
10	12	ESPIONA Nash Rawiller	6	66.3 1200m	0:08.04 Overall	0:12.61 [9] (0:12.61)	6.98L		0:35.77	+3

Scratched: Cepheus (#6), Tuvalu (#3)



Horse/Jockey Name	I Wish I Win
Final Rank	1
Fastest Section Time (Section)	0:07.95 (Overall)
Top Speed [km/h] (Section)	67.9 (1200m)
Race State	Finished

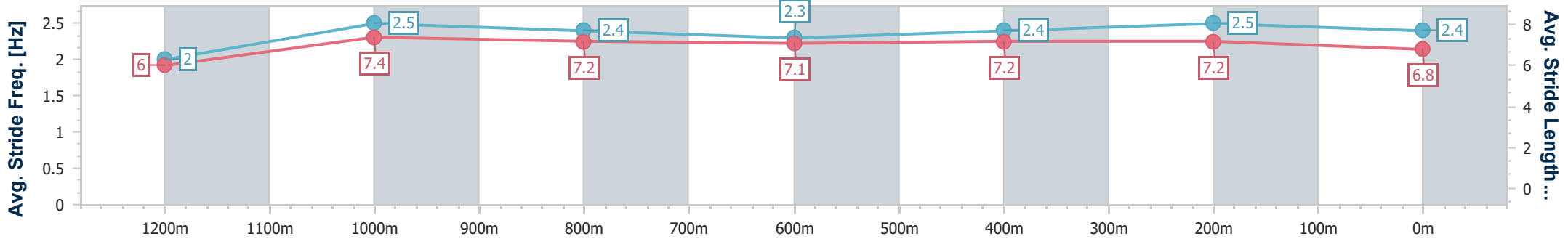
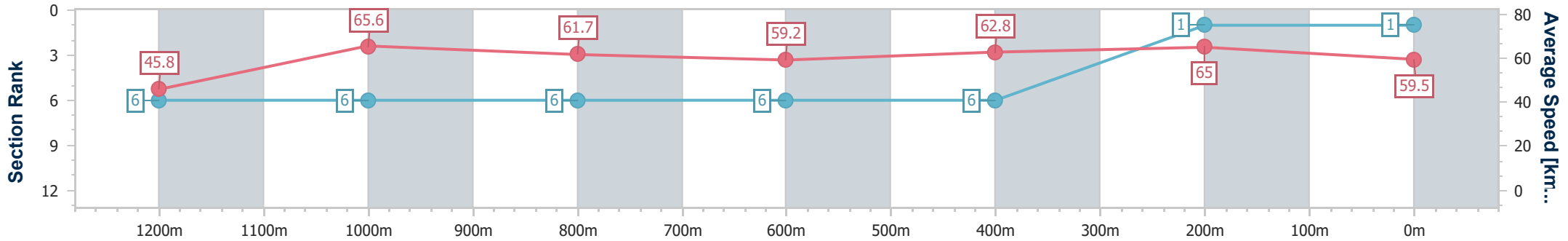


Eagle Farm QLD Professional
 Race 7: EVA AIR KINGSFORD SMITH CUP - 1300m
 01 June 2024 - 15:14
 Track Rating: Soft 6, Weather: Overcast, Rail Position: True Entire Course



BRISBANE RACING CLUB

Section	Overall	1200m	1000m	800m	600m	400m	200m
Section Times	1:17.81 [1] (0:07.95)	1:09.86 [6] (0:11.01)	0:58.85 [6] (0:11.83)	0:47.02 [6] (0:12.26)	0:34.76 [6] (0:11.55)	0:23.21 [6] (0:11.07)	0:12.14 [1] (0:12.14)
Average Speed [km/h]	45.8	65.6	61.7	59.2	62.8	65.0	59.5
Top Speed [km/h]	61.2	67.9	64.3	60.4	65.3	66.1	63.6
Avg. Dist. to Rail [m]	12.4	5.5	2.8	1.4	1.9	10.3	10.9
Avg. Stride Freq. [Hz]	2.0	2.5	2.4	2.3	2.4	2.5	2.4
Avg. Stride Length [m]	6.0	7.4	7.2	7.1	7.2	7.2	6.8



- [] Ranking at each section and finish
- .-.- No data available at this section
- NA No data available



Horse/Jockey Name	Bella Nipotina
Final Rank	2
Fastest Section Time (Section)	0:07.70 (Overall)
Top Speed [km/h] (Section)	66.0 (1200m)
Race State	Finished

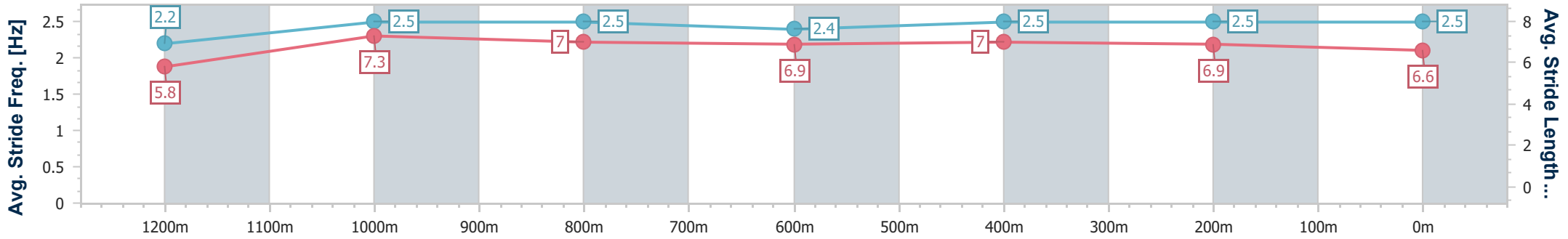
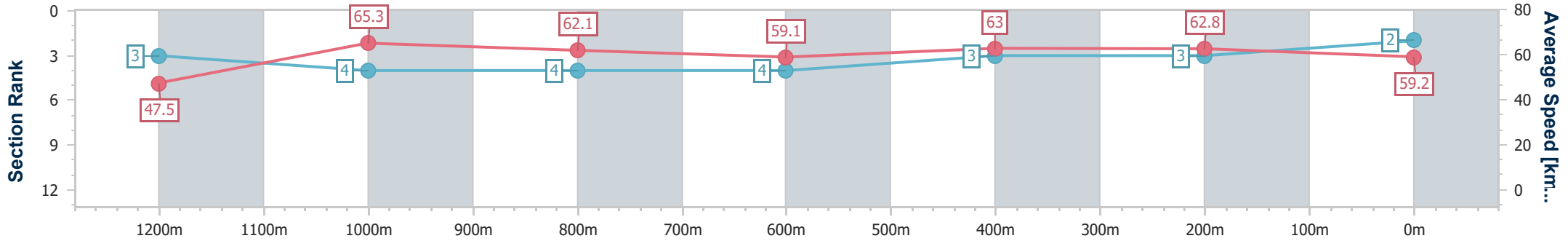


Eagle Farm QLD Professional
 Race 7: EVA AIR KINGSFORD SMITH CUP - 1300m
 01 June 2024 - 15:14
 Track Rating: Soft 6, Weather: Overcast, Rail Position: True Entire Course



BRISBANE RACING CLUB

Section	Overall	1200m	1000m	800m	600m	400m	200m
Section Times	1:17.88 [2] (0:07.70)	1:10.18 [3] (0:11.01)	0:59.17 [4] (0:11.78)	0:47.39 [4] (0:12.22)	0:35.17 [4] (0:11.56)	0:23.61 [3] (0:11.46)	0:12.15 [3] (0:12.15)
Average Speed [km/h]	47.5	65.3	62.1	59.1	63.0	62.8	59.2
Top Speed [km/h]	62.9	66.0	65.0	60.5	64.0	64.1	62.8
Avg. Dist. to Rail [m]	13.9	5.4	2.2	1.5	2.0	5.2	6.9
Avg. Stride Freq. [Hz]	2.2	2.5	2.5	2.4	2.5	2.5	2.5
Avg. Stride Length [m]	5.8	7.3	7.0	6.9	7.0	6.9	6.6



- [] Ranking at each section and finish
- .-.- No data available at this section
- NA No data available



Horse/Jockey Name	In Secret
Final Rank	3
Fastest Section Time (Section)	0:07.97 (Overall)
Top Speed [km/h] (Section)	66.4 (1200m)
Race State	Finished

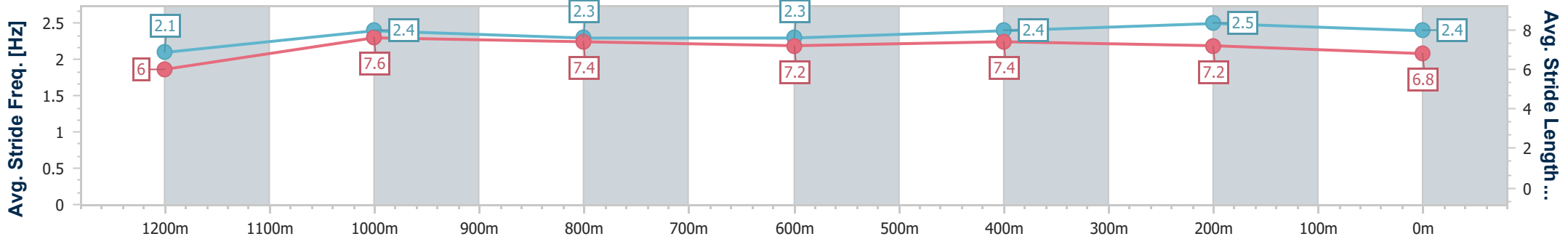
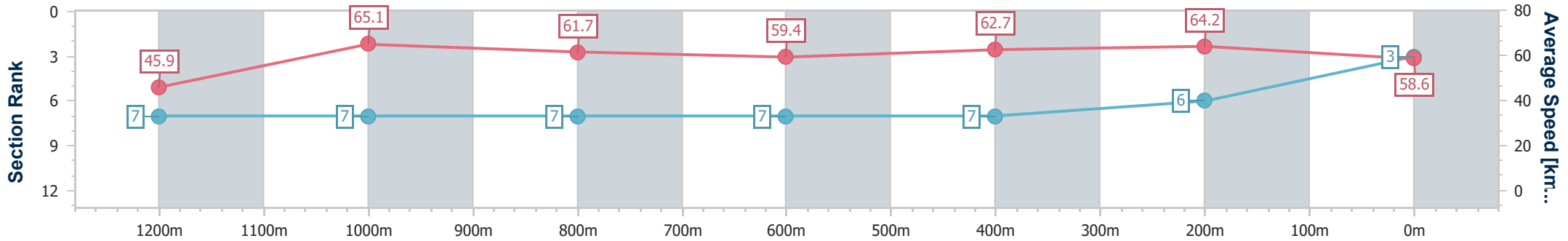


Eagle Farm QLD Professional
 Race 7: EVA AIR KINGSFORD SMITH CUP - 1300m
 01 June 2024 - 15:14
 Track Rating: Soft 6, Weather: Overcast, Rail Position: True Entire Course



BRISBANE RACING CLUB

Section	Overall	1200m	1000m	800m	600m	400m	200m
Section Times	1:18.24 [3] (0:07.97)	1:10.27 [7] (0:11.05)	0:59.22 [7] (0:11.85)	0:47.37 [7] (0:12.21)	0:35.16 [7] (0:11.62)	0:23.54 [7] (0:11.24)	0:12.30 [6] (0:12.30)
Average Speed [km/h]	45.9	65.1	61.7	59.4	62.7	64.2	58.6
Top Speed [km/h]	63.4	66.4	65.2	60.6	65.9	65.7	62.1
Avg. Dist. to Rail [m]	14.5	6.3	2.6	1.4	2.9	12.5	12.0
Avg. Stride Freq. [Hz]	2.1	2.4	2.3	2.3	2.4	2.5	2.4
Avg. Stride Length [m]	6.0	7.6	7.4	7.2	7.4	7.2	6.8



- [] Ranking at each section and finish
- .-.- No data available at this section
- NA No data available



Horse/Jockey Name	Freedom Rally
Final Rank	4
Fastest Section Time (Section)	0:07.58 (Overall)
Top Speed [km/h] (Section)	68.2 (1200m)
Race State	Finished

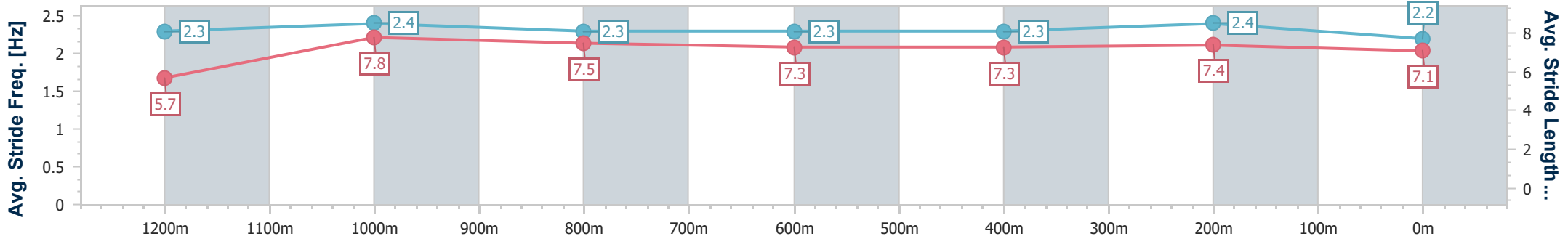
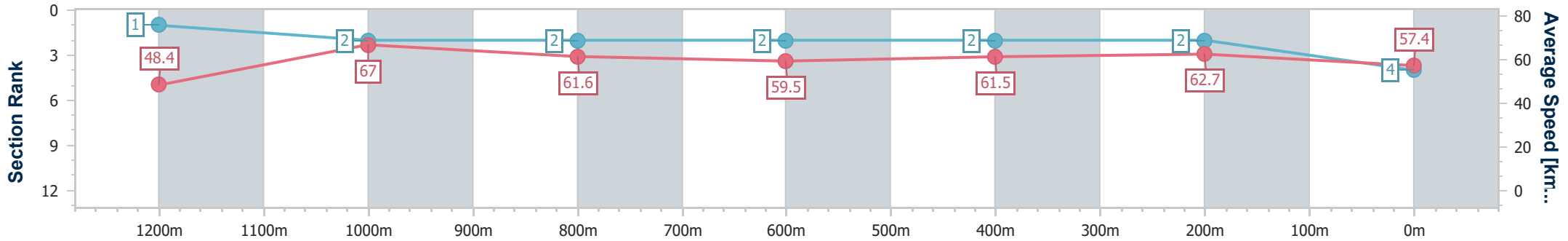


Eagle Farm QLD Professional
 Race 7: EVA AIR KINGSFORD SMITH CUP - 1300m
 01 June 2024 - 15:14
 Track Rating: Soft 6, Weather: Overcast, Rail Position: True Entire Course



BRISBANE RACING CLUB

Section	Overall	1200m	1000m	800m	600m	400m	200m
Section Times	1:18.26 [4] (0:07.58)	1:10.68 [1] (0:10.81)	0:59.87 [2] (0:11.83)	0:48.04 [2] (0:12.22)	0:35.82 [2] (0:11.77)	0:24.05 [2] (0:11.51)	0:12.54 [2] (0:12.54)
Average Speed [km/h]	48.4	67.0	61.6	59.5	61.5	62.7	57.4
Top Speed [km/h]	64.7	68.2	63.6	60.7	62.9	63.2	60.3
Avg. Dist. to Rail [m]	18.9	8.7	2.9	1.3	1.7	8.2	9.7
Avg. Stride Freq. [Hz]	2.3	2.4	2.3	2.3	2.3	2.4	2.2
Avg. Stride Length [m]	5.7	7.8	7.5	7.3	7.3	7.4	7.1



- [] Ranking at each section and finish
- .-.- No data available at this section
- NA No data available



Horse/Jockey Name	Think About It
Final Rank	5
Fastest Section Time (Section)	0:07.70 (Overall)
Top Speed [km/h] (Section)	66.9 (1200m)
Race State	Finished

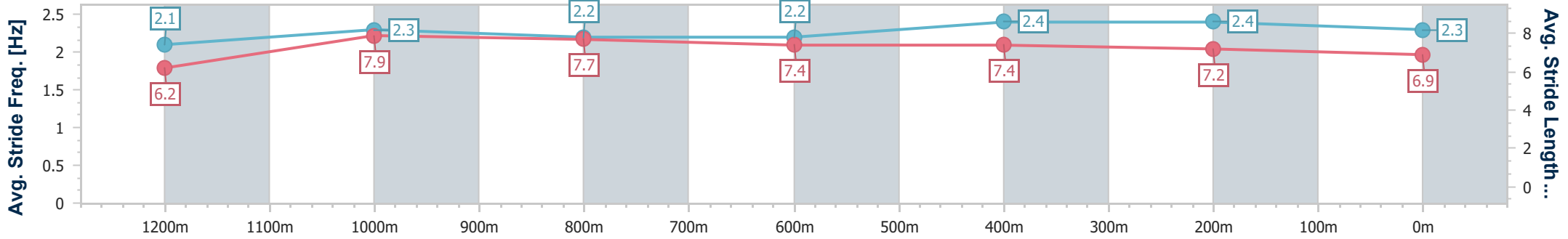
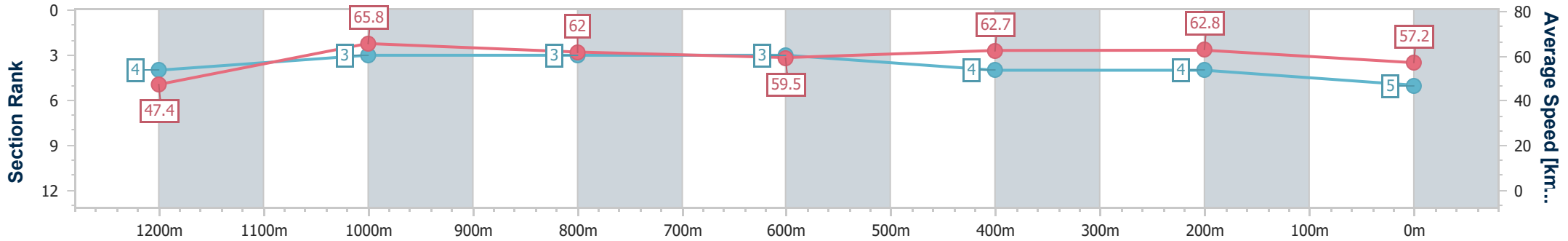


Eagle Farm QLD Professional
 Race 7: EVA AIR KINGSFORD SMITH CUP - 1300m
 01 June 2024 - 15:14
 Track Rating: Soft 6, Weather: Overcast, Rail Position: True Entire Course



BRISBANE RACING CLUB

Section	Overall	1200m	1000m	800m	600m	400m	200m
Section Times	1:18.38 [5] (0:07.70)	1:10.68 [4] (0:10.99)	0:59.69 [3] (0:11.74)	0:47.95 [3] (0:12.20)	0:35.75 [3] (0:11.69)	0:24.06 [4] (0:11.49)	0:12.57 [4] (0:12.57)
Average Speed [km/h]	47.4	65.8	62.0	59.5	62.7	62.8	57.2
Top Speed [km/h]	64.9	66.9	64.9	61.1	64.2	64.8	60.1
Avg. Dist. to Rail [m]	17.2	6.8	1.9	1.9	3.4	10.7	12.5
Avg. Stride Freq. [Hz]	2.1	2.3	2.2	2.2	2.4	2.4	2.3
Avg. Stride Length [m]	6.2	7.9	7.7	7.4	7.4	7.2	6.9



- [] Ranking at each section and finish
- .-.- No data available at this section
- NA No data available



Horse/Jockey Name	Antino
Final Rank	6
Fastest Section Time (Section)	0:08.09 (Overall)
Top Speed [km/h] (Section)	65.6 (1200m)
Race State	Finished

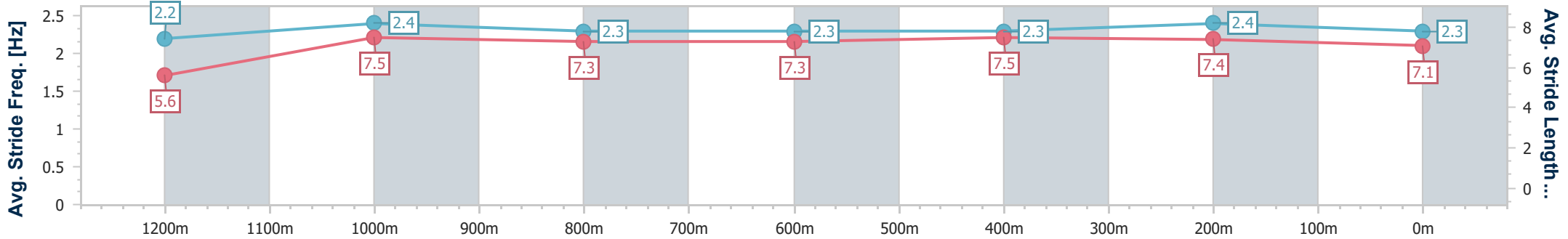
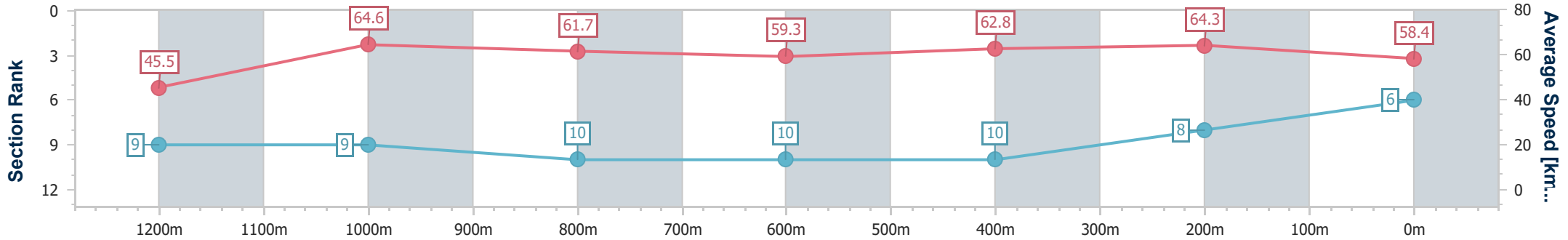


Eagle Farm QLD Professional
 Race 7: EVA AIR KINGSFORD SMITH CUP - 1300m
 01 June 2024 - 15:14
 Track Rating: Soft 6, Weather: Overcast, Rail Position: True Entire Course



BRISBANE RACING CLUB

Section	Overall	1200m	1000m	800m	600m	400m	200m
Section Times	1:18.57 [6] (0:08.09)	1:10.48 [9] (0:11.18)	0:59.30 [9] (0:11.86)	0:47.44 [10] (0:12.24)	0:35.20 [10] (0:11.70)	0:23.50 [10] (0:11.21)	0:12.29 [8] (0:12.29)
Average Speed [km/h]	45.5	64.6	61.7	59.3	62.8	64.3	58.4
Top Speed [km/h]	62.3	65.6	63.7	61.5	65.5	65.4	61.4
Avg. Dist. to Rail [m]	19.9	6.9	2.8	1.9	3.8	13.5	13.4
Avg. Stride Freq. [Hz]	2.2	2.4	2.3	2.3	2.3	2.4	2.3
Avg. Stride Length [m]	5.6	7.5	7.3	7.3	7.5	7.4	7.1



- [] Ranking at each section and finish
- .-.- No data available at this section
- NA No data available



Horse/Jockey Name	Uncommon James
Final Rank	7
Fastest Section Time (Section)	0:07.59 (Overall)
Top Speed [km/h] (Section)	69.3 (1200m)
Race State	Finished

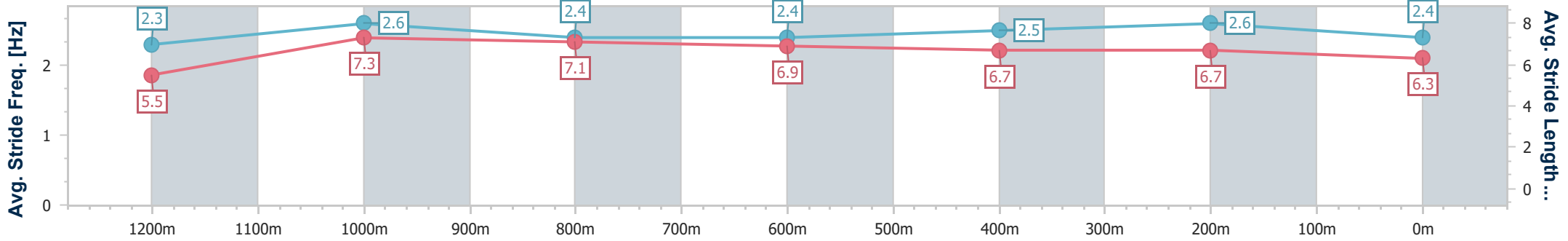
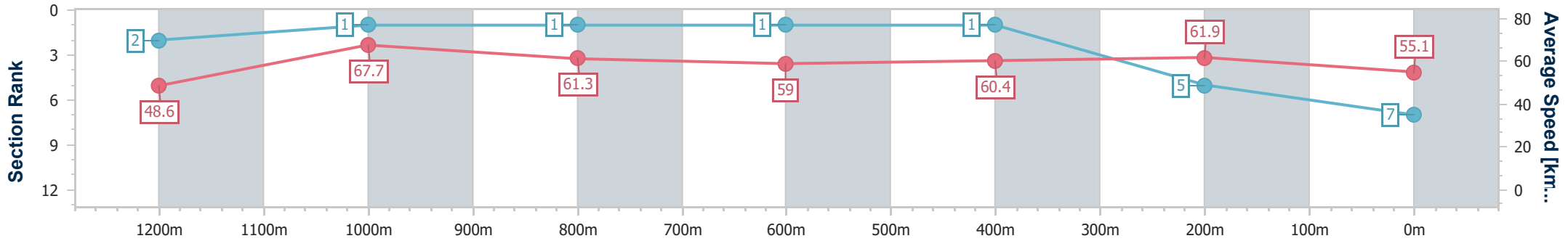


Eagle Farm QLD Professional
 Race 7: EVA AIR KINGSFORD SMITH CUP - 1300m
 01 June 2024 - 15:14
 Track Rating: Soft 6, Weather: Overcast, Rail Position: True Entire Course



BRISBANE RACING CLUB

Section	Overall	1200m	1000m	800m	600m	400m	200m
Section Times	1:18.92 [7] (0:07.59)	1:11.33 [2] (0:10.69)	1:00.64 [1] (0:11.79)	0:48.85 [1] (0:12.22)	0:36.63 [1] (0:11.90)	0:24.73 [1] (0:11.64)	0:13.09 [5] (0:13.09)
Average Speed [km/h]	48.6	67.7	61.3	59.0	60.4	61.9	55.1
Top Speed [km/h]	65.1	69.3	65.0	59.8	62.2	63.5	59.7
Avg. Dist. to Rail [m]	18.9	9.0	1.0	0.2	0.9	6.7	7.1
Avg. Stride Freq. [Hz]	2.3	2.6	2.4	2.4	2.5	2.6	2.4
Avg. Stride Length [m]	5.5	7.3	7.1	6.9	6.7	6.7	6.3



- [] Ranking at each section and finish
- .-.- No data available at this section
- NA No data available



Horse/Jockey Name	Magic Time
Final Rank	8
Fastest Section Time (Section)	0:07.91 (Overall)
Top Speed [km/h] (Section)	67.3 (1200m)
Race State	Finished

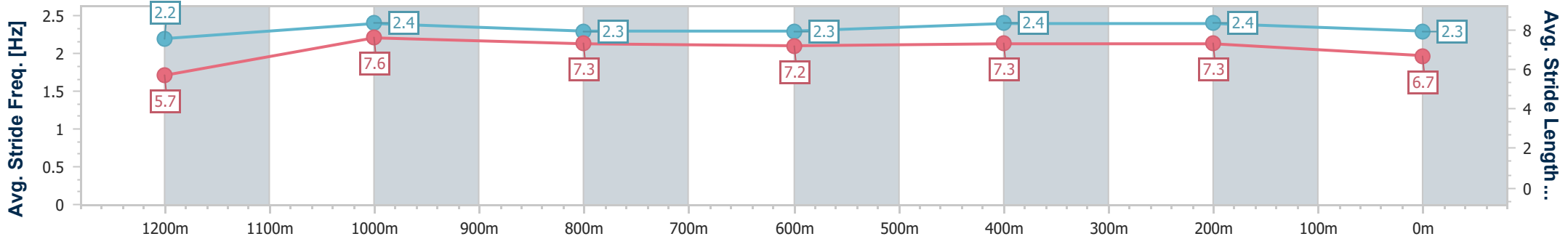
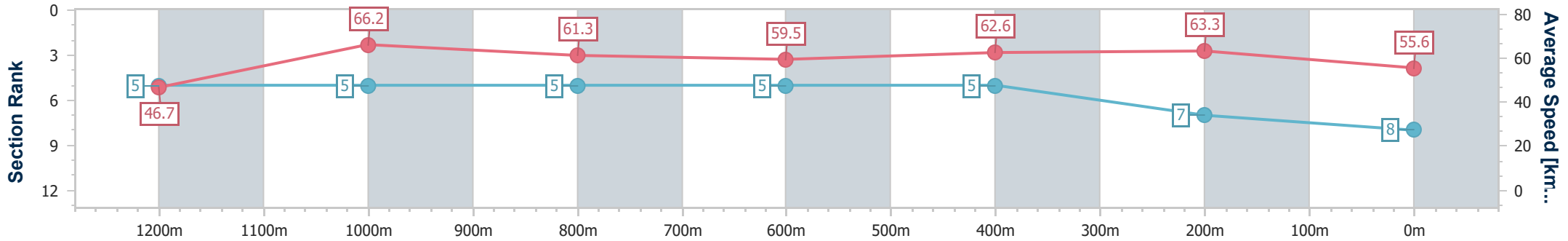


Eagle Farm QLD Professional
 Race 7: EVA AIR KINGSFORD SMITH CUP - 1300m
 01 June 2024 - 15:14
 Track Rating: Soft 6, Weather: Overcast, Rail Position: True Entire Course



BRISBANE RACING CLUB

Section	Overall	1200m	1000m	800m	600m	400m	200m
Section Times	1:18.93 [8] (0:07.91)	1:11.02 [5] (0:10.91)	1:00.11 [5] (0:11.84)	0:48.27 [5] (0:12.22)	0:36.05 [5] (0:11.70)	0:24.35 [5] (0:11.39)	0:12.96 [7] (0:12.96)
Average Speed [km/h]	46.7	66.2	61.3	59.5	62.6	63.3	55.6
Top Speed [km/h]	63.6	67.3	64.4	60.3	64.4	65.1	59.5
Avg. Dist. to Rail [m]	17.3	6.6	2.2	2.2	3.5	11.7	10.6
Avg. Stride Freq. [Hz]	2.2	2.4	2.3	2.3	2.4	2.4	2.3
Avg. Stride Length [m]	5.7	7.6	7.3	7.2	7.3	7.3	6.7



- [] Ranking at each section and finish
- .-.- No data available at this section
- NA No data available



Horse/Jockey Name	Osipenko
Final Rank	9
Fastest Section Time (Section)	0:08.19 (Overall)
Top Speed [km/h] (Section)	66.6 (1200m)
Race State	Finished

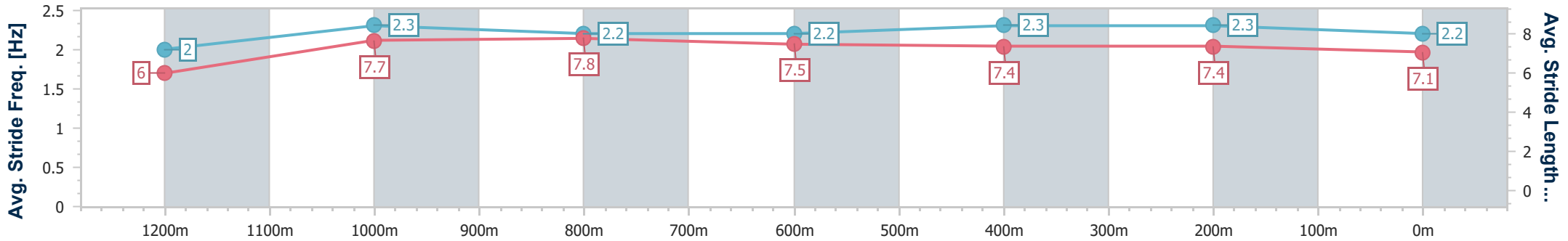
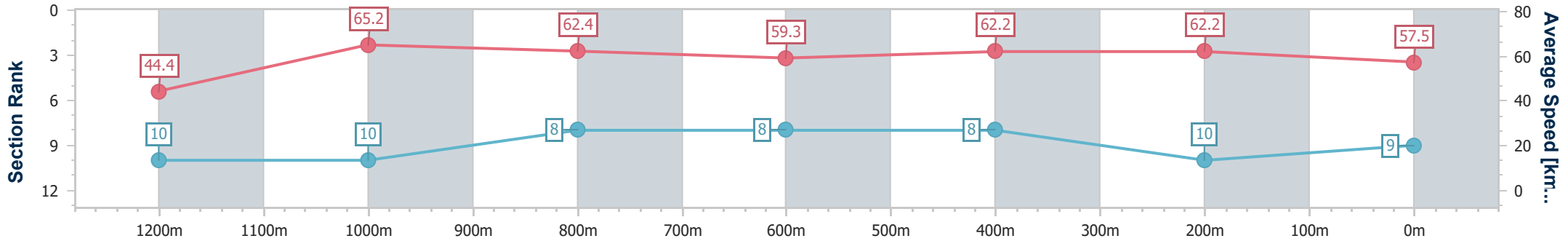


Eagle Farm QLD Professional
 Race 7: EVA AIR KINGSFORD SMITH CUP - 1300m
 01 June 2024 - 15:14
 Track Rating: Soft 6, Weather: Overcast, Rail Position: True Entire Course



BRISBANE RACING CLUB

Section	Overall	1200m	1000m	800m	600m	400m	200m
Section Times	1:19.00 [9] (0:08.19)	1:10.81 [10] (0:11.09)	0:59.72 [10] (0:11.61)	0:48.11 [8] (0:12.28)	0:35.83 [8] (0:11.72)	0:24.11 [8] (0:11.54)	0:12.57 [10] (0:12.57)
Average Speed [km/h]	44.4	65.2	62.4	59.3	62.2	62.2	57.5
Top Speed [km/h]	59.4	66.6	64.3	60.8	63.4	63.1	60.5
Avg. Dist. to Rail [m]	14.9	4.3	1.5	1.8	2.8	5.4	2.2
Avg. Stride Freq. [Hz]	2.0	2.3	2.2	2.2	2.3	2.3	2.2
Avg. Stride Length [m]	6.0	7.7	7.8	7.5	7.4	7.4	7.1



- [] Ranking at each section and finish
- .-.- No data available at this section
- NA No data available



Horse/Jockey Name	Espiona
Final Rank	10
Fastest Section Time (Section)	0:08.04 (Overall)
Top Speed [km/h] (Section)	66.3 (1200m)
Race State	Finished

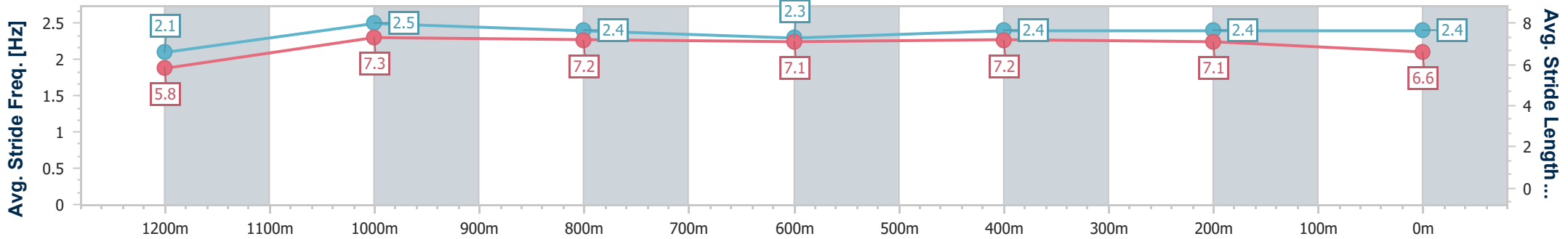
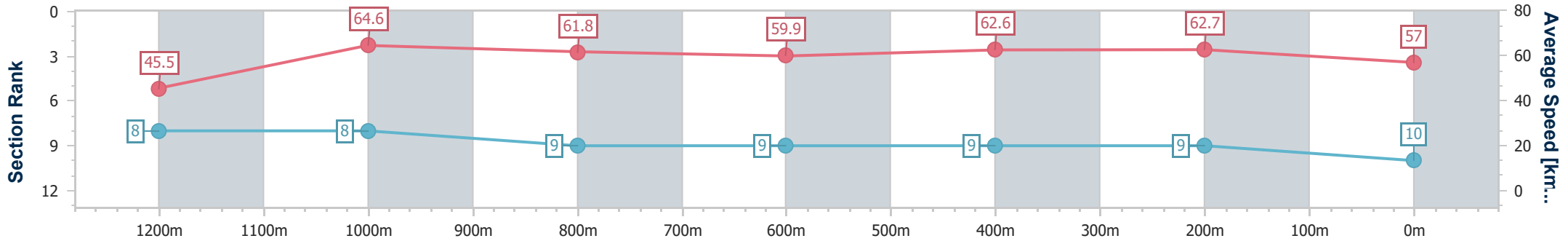


Eagle Farm QLD Professional
 Race 7: EVA AIR KINGSFORD SMITH CUP - 1300m
 01 June 2024 - 15:14
 Track Rating: Soft 6, Weather: Overcast, Rail Position: True Entire Course



BRISBANE RACING CLUB

Section	Overall	1200m	1000m	800m	600m	400m	200m
Section Times	1:19.00 [10] (0:08.04)	1:10.96 [8] (0:11.17)	0:59.79 [8] (0:11.85)	0:47.94 [9] (0:12.17)	0:35.77 [9] (0:11.67)	0:24.10 [9] (0:11.49)	0:12.61 [9] (0:12.61)
Average Speed [km/h]	45.5	64.6	61.8	59.9	62.6	62.7	57.0
Top Speed [km/h]	60.5	66.3	63.4	61.1	64.7	64.7	60.5
Avg. Dist. to Rail [m]	15.6	5.6	3.1	2.5	3.2	6.3	4.1
Avg. Stride Freq. [Hz]	2.1	2.5	2.4	2.3	2.4	2.4	2.4
Avg. Stride Length [m]	5.8	7.3	7.2	7.1	7.2	7.1	6.6



- [] Ranking at each section and finish
- .-.- No data available at this section
- NA No data available



Eagle Farm QLD Professional

Race 8: LADBROKES QUEENSLAND DERBY - 2400m



BRISBANE
RACING CLUB

01 June 2024 - 15:53

Track Rating: Soft 6, Weather: Overcast, Rail Position: True Entire Course

Section		Overall	2200m	2000m	1800m	1600m	1400m	1200m	Last 600m				
Field Times		2:32.04 (0:13.74)	2:18.30 (0:12.00)	2:06.30 (0:12.63)	1:53.67 (0:12.82)	1:40.85 (0:12.47)	1:28.38 (0:12.44)	1:15.94 (0:12.46)	0:37.95				
Rank	TAB Horse/Jockey	Barrier	Top Speed [km/h]	Fastest Section									Distance Travelled [m]
1	2 WARMONGER Blake Shinn	23	61.2 800m	0:12.04 2200m	2:32.04 [1] (0:14.84)	2:17.20 [16] (0:12.04)	2:05.16 [9] (0:12.35)	1:52.81 [5] (0:12.78)	1:40.03 [5] (0:12.97)	1:27.06 [6] (0:12.81)	1:14.25 [5] (0:12.73)	0:36.80	
2	17 MOONLIGHT MAGIC Michael Dee	19	63.8 600m	0:12.07 800m	2:33.81 [2] (0:14.70)	2:19.11 [12] (0:12.73)	2:06.38 [17] (0:13.44)	1:52.94 [18] (0:12.85)	1:40.09 [18] (0:12.98)	1:27.11 [18] (0:12.49)	1:14.62 [16] (0:12.60)	0:37.50	+10
3	7 FELIX THE SCAT Kyle Wilson-Taylor	22	61.4 600m	0:12.13 800m	2:34.28 [3] (0:14.46)	2:19.82 [8] (0:12.51)	2:07.31 [11] (0:13.03)	1:54.28 [11] (0:13.00)	1:41.28 [11] (0:13.01)	1:28.27 [11] (0:12.59)	1:15.68 [11] (0:12.63)	0:38.55	+4
4	14 SABAN Jamie Kah	16	61.6 400m	0:11.89 800m	2:34.46 [4] (0:14.89)	2:19.57 [17] (0:12.53)	2:07.04 [16] (0:13.24)	1:53.80 [16] (0:12.81)	1:40.99 [16] (0:13.08)	1:27.91 [16] (0:12.65)	1:15.26 [17] (0:12.81)	0:38.12	-9
5	10 AGITA Jason Collett	6	61.1 2200m	0:12.09 800m	2:34.63 [5] (0:14.83)	2:19.80 [15] (0:12.37)	2:07.43 [13] (0:13.07)	1:54.36 [13] (0:12.89)	1:41.47 [13] (0:12.99)	1:28.48 [13] (0:12.69)	1:15.79 [13] (0:12.78)	0:38.39	-11
6	3 ENCODER Damien Thornton	18	62.2 1000m	0:12.02 800m	2:34.72 [6] (0:15.01)	2:19.71 [18] (0:12.64)	2:07.07 [18] (0:13.13)	1:53.94 [17] (0:12.79)	1:41.15 [17] (0:13.04)	1:28.11 [17] (0:12.60)	1:15.51 [18] (0:12.82)	0:38.27	+0
7	12 FIRST INNINGS Jim Byrne	12	61.4 1000m	0:12.14 800m	2:34.74 [7] (0:14.29)	2:20.45 [7] (0:12.44)	2:08.01 [7] (0:12.76)	1:55.25 [7] (0:13.04)	1:42.21 [7] (0:12.80)	1:29.41 [7] (0:12.73)	1:16.68 [7] (0:12.77)	0:39.32	-1
8	11 WARIALDA WARRIOR Jake Bayliss	7	61.1 800m	0:12.11 800m	2:34.83 [8] (0:14.74)	2:20.09 [13] (0:12.32)	2:07.77 [12] (0:13.06)	1:54.71 [12] (0:12.93)	1:41.78 [12] (0:12.98)	1:28.80 [12] (0:12.66)	1:16.14 [12] (0:12.72)	0:38.82	-3
9	18 AUTUMN ANGEL Mark Zahra	1	61.0 800m	0:12.27 800m	2:34.88 [9] (0:14.59)	2:20.29 [10] (0:12.32)	2:07.97 [10] (0:13.00)	1:54.97 [10] (0:13.00)	1:41.97 [9] (0:12.97)	1:29.00 [10] (0:12.69)	1:16.31 [10] (0:12.73)	0:38.83	+6
10	5 NAVY KING Craig Williams	13	62.6 Overall	0:11.97 2200m	2:35.05 [10] (0:13.77)	2:21.28 [2] (0:11.97)	2:09.31 [1] (0:12.63)	1:56.68 [1] (0:12.82)	1:43.86 [1] (0:12.47)	1:31.39 [1] (0:12.44)	1:18.95 [1] (0:12.46)	0:40.96	+0

Scratched: Mannerheim (#19), Misterkipchoge (#20), Kairos Louie (#23), Saxon Brave (#21), Kadavar (#22)

Report Created: Sat 1 June 2024 16:17 GMT+10 (Note: Timing is based on position data)

Page 1/22

[] Ranking at each section and finish
 -:-:- No data available at this section
 NA No data available
 SCN Saddle cloth number
 DNF Did not finish
 DNT Did not track

data processed by TRIPLES DATA



Eagle Farm QLD Professional

Race 8: LADBROKES QUEENSLAND DERBY - 2400m

01 June 2024 - 15:53



BRISBANE
RACING CLUB

Track Rating: Soft 6, Weather: Overcast, Rail Position: True Entire Course

Section		Overall	2200m	2000m	1800m	1600m	1400m	1200m	Last 600m					
Field Times		2:32.04 (0:13.74)	2:18.30 (0:12.00)	2:06.30 (0:12.63)	1:53.67 (0:12.82)	1:40.85 (0:12.47)	1:28.38 (0:12.44)	1:15.94 (0:12.46)	0:37.95					
Rank	TAB Horse/Jockey	Barrier	Top Speed [km/h]	Fastest Section										Distance Travelled [m]
11	1 TANNHAUSER Nash Rawiller	3	62.3 2200m	0:12.22 800m	2:35.52 [11] (0:14.27)	2:21.25 [6] (0:12.31)	2:08.94 [6] (0:12.93)	1:56.01 [8] (0:13.08)	1:42.93 [8] (0:12.86)	1:30.07 [8] (0:12.84)	1:17.23 [8] (0:12.83)	0:39.65	+1	
12	9 BULLETS HIGH Tyler Schiller	14	61.3 Overall	0:12.08 2200m	2:35.55 [12] (0:14.15)	2:21.40 [3] (0:12.08)	2:09.32 [4] (0:12.75)	1:56.57 [4] (0:12.93)	1:43.64 [4] (0:12.89)	1:30.75 [4] (0:12.86)	1:17.89 [4] (0:12.87)	0:40.04	-9	
13	8 SONOFDEC Regan Bayliss	21	61.8 1000m	0:12.10 800m	2:36.25 [13] (0:14.83)	2:21.42 [14] (0:12.44)	2:08.98 [15] (0:13.02)	1:55.96 [14] (0:12.98)	1:42.98 [14] (0:13.00)	1:29.98 [14] (0:12.65)	1:17.33 [14] (0:12.63)	0:40.25	+5	
14	16 PURVEYOR Michael Cahill	11	60.5 800m	0:12.22 800m	2:36.59 [14] (0:14.66)	2:21.93 [11] (0:12.56)	2:09.37 [14] (0:13.27)	1:56.10 [15] (0:12.87)	1:43.23 [15] (0:13.03)	1:30.20 [15] (0:12.58)	1:17.62 [15] (0:12.73)	0:40.08	-2	
15	13 SHY GUY Tommy Berry	4	61.0 2200m	0:12.27 2200m	2:37.22 [15] (0:14.58)	2:22.64 [9] (0:12.27)	2:10.37 [8] (0:12.99)	1:57.38 [9] (0:13.08)	1:44.30 [10] (0:12.90)	1:31.40 [9] (0:12.71)	1:18.69 [9] (0:12.73)	0:40.98	+4	
16	15 ANDERSON BRIDGE Vlad Duric	15	63.2 2200m	0:11.96 2200m	2:40.09 [16] (0:14.24)	2:25.85 [5] (0:11.96)	2:13.89 [3] (0:12.77)	2:01.12 [3] (0:12.92)	1:48.20 [3] (0:12.89)	1:35.31 [3] (0:12.85)	1:22.46 [3] (0:12.95)	0:44.25	-8	
17	6 KIRIKAN James Orman	8	61.0 2200m	0:12.38 2200m	2:40.84 [17] (0:14.17)	2:26.67 [4] (0:12.38)	2:14.29 [5] (0:12.69)	2:01.60 [6] (0:12.89)	1:48.71 [6] (0:12.84)	1:35.87 [5] (0:12.85)	1:23.02 [6] (0:12.86)	0:45.07	-2	
18	4 GOLD BULLION Tim Clark	10	63.0 Overall	0:12.18 2200m	2:42.98 [18] (0:13.74)	2:29.24 [1] (0:12.18)	2:17.06 [2] (0:12.73)	2:04.33 [2] (0:13.12)	1:51.21 [2] (0:12.87)	1:38.34 [2] (0:12.81)	1:25.53 [2] (0:12.98)	0:47.15	-12	

Scratched: Mannerheim (#19), Misterkipchoge (#20), Kairos Louie (#23), Saxon Brave (#21), Kadavar (#22)

[] Ranking at each section and finish
 -:-:- No data available at this section
 NA No data available

SCN Saddle cloth number
 DNF Did not finish
 DNT Did not track



Eagle Farm QLD Professional

Race 8: LADBROKES QUEENSLAND DERBY - 2400m

01 June 2024 - 15:53



BRISBANE
RACING CLUB

Track Rating: Soft 6, Weather: Overcast, Rail Position: True Entire Course

Section		Field Times					Last 600m					
		1000m	800m	600m	400m	200m						
		1:03.48 (0:12.80)	0:50.68 (0:12.73)	0:37.95 (0:13.26)	0:24.69 (0:12.15)	0:12.54 (0:12.54)	0:37.95					
Rank	TAB Horse/Jockey	Barrier	Top Speed [km/h]	Fastest Section	Margin					Distance Travelled [m]		
1	2 WARMONGER Blake Shinn	23	61.2 800m	0:12.04 2200m	1:01.52 [3] (0:12.60)	0:48.92 [4] (0:12.12)	0:36.80 [2] (0:12.22)	0:24.58 [2] (0:12.04)	0:12.54 [1] (0:12.54)	2:32.04	0:36.80	
2	17 MOONLIGHT MAGIC Michael Dee	19	63.8 600m	0:12.07 800m	1:02.02 [16] (0:12.45)	0:49.57 [15] (0:12.07)	0:37.50 [15] (0:12.16)	0:25.34 [9] (0:12.08)	0:13.26 [3] (0:13.26)	10.4L	0:37.50	+10
3	7 FELIX THE SCAT Kyle Wilson-Taylor	22	61.4 600m	0:12.13 800m	1:03.05 [9] (0:12.37)	0:50.68 [8] (0:12.13)	0:38.55 [5] (0:12.17)	0:26.38 [4] (0:12.49)	0:13.89 [2] (0:13.89)	13.17L	0:38.55	+4
4	14 SABAN Jamie Kah	16	61.6 400m	0:11.89 800m	1:02.45 [17] (0:12.44)	0:50.01 [18] (0:11.89)	0:38.12 [16] (0:12.33)	0:25.79 [12] (0:12.25)	0:13.54 [7] (0:13.54)	14.21L	0:38.12	-9
5	10 AGITA Jason Collett	6	61.1 2200m	0:12.09 800m	1:03.01 [14] (0:12.53)	0:50.48 [14] (0:12.09)	0:38.39 [13] (0:12.36)	0:26.03 [10] (0:12.70)	0:13.33 [12] (0:13.33)	15.22L	0:38.39	-11
6	3 ENCODER Damien Thornton	18	62.2 1000m	0:12.02 800m	1:02.69 [18] (0:12.40)	0:50.29 [17] (0:12.02)	0:38.27 [17] (0:12.30)	0:25.97 [13] (0:12.45)	0:13.52 [10] (0:13.52)	15.77L	0:38.27	+0
7	12 FIRST INNINGS Jim Byrne	12	61.4 1000m	0:12.14 800m	1:03.91 [7] (0:12.45)	0:51.46 [5] (0:12.14)	0:39.32 [3] (0:12.44)	0:26.88 [3] (0:12.78)	0:14.10 [4] (0:14.10)	15.88L	0:39.32	-1
8	11 WARIALDA WARRIOR Jake Bayliss	7	61.1 800m	0:12.11 800m	1:03.42 [12] (0:12.49)	0:50.93 [13] (0:12.11)	0:38.82 [11] (0:12.27)	0:26.55 [6] (0:12.62)	0:13.93 [6] (0:13.93)	16.4L	0:38.82	-3
9	18 AUTUMN ANGEL Mark Zahra	1	61.0 800m	0:12.27 800m	1:03.58 [11] (0:12.48)	0:51.10 [10] (0:12.27)	0:38.83 [12] (0:12.59)	0:26.24 [11] (0:12.61)	0:13.63 [11] (0:13.63)	16.7L	0:38.83	+6
10	5 NAVY KING Craig Williams	13	62.6 Overall	0:11.97 2200m	1:06.49 [1] (0:12.80)	0:53.69 [1] (0:12.73)	0:40.96 [1] (0:13.26)	0:27.70 [1] (0:13.32)	0:14.38 [5] (0:14.38)	17.68L	0:40.96	+0

Scratched: Mannerheim (#19), Misterkipchoge (#20), Kairos Louie (#23), Saxon Brave (#21), Kadavar (#22)

[] Ranking at each section and finish
 -:-:- No data available at this section
 NA No data available

SCN Saddle cloth number
 DNF Did not finish
 DNT Did not track



Eagle Farm QLD Professional

Race 8: LADBROKES QUEENSLAND DERBY - 2400m

01 June 2024 - 15:53



BRISBANE
RACING CLUB

Track Rating: Soft 6, Weather: Overcast, Rail Position: True Entire Course

Section		1000m	800m	600m	400m	200m	Last 600m					
Field Times		1:03.48 (0:12.80)	0:50.68 (0:12.73)	0:37.95 (0:13.26)	0:24.69 (0:12.15)	0:12.54 (0:12.54)	0:37.95					
Rank	TAB Horse/Jockey	Barrier	Top Speed [km/h]	Fastest Section	Margin					Distance Travelled [m]		
11	1 TANNHAUSER Nash Rawiller	3	62.3 2200m	0:12.22 800m	1:04.40 [8] (0:12.53)	0:51.87 [9] (0:12.22)	0:39.65 [9] (0:12.45)	0:27.20 [7] (0:12.70)	0:14.50 [8] (0:14.50)	20.47L	0:39.65	+1
12	9 BULLETS HIGH Tyler Schiller	14	61.3 Overall	0:12.08 2200m	1:05.02 [4] (0:12.52)	0:52.50 [2] (0:12.46)	0:40.04 [4] (0:12.93)	0:27.11 [8] (0:12.89)	0:14.22 [13] (0:14.22)	20.63L	0:40.04	-9
13	8 SONOFDEC Regan Bayliss	21	61.8 1000m	0:12.10 800m	1:04.70 [13] (0:12.35)	0:52.35 [12] (0:12.10)	0:40.25 [10] (0:12.27)	0:27.98 [5] (0:12.80)	0:15.18 [9] (0:15.18)	24.8L	0:40.25	+5
14	16 PURVEYOR Michael Cahill	11	60.5 800m	0:12.22 800m	1:04.89 [15] (0:12.59)	0:52.30 [16] (0:12.22)	0:40.08 [18] (0:12.61)	0:27.47 [17] (0:13.23)	0:14.24 [15] (0:14.24)	26.79L	0:40.08	-2
15	13 SHY GUY Tommy Berry	4	61.0 2200m	0:12.27 2200m	1:05.96 [10] (0:12.58)	0:53.38 [11] (0:12.40)	0:40.98 [14] (0:12.80)	0:28.18 [16] (0:13.23)	0:14.95 [14] (0:14.95)	30.46L	0:40.98	+4
16	15 ANDERSON BRIDGE Vlad Duric	15	63.2 2200m	0:11.96 2200m	1:09.51 [5] (0:12.70)	0:56.81 [6] (0:12.56)	0:44.25 [8] (0:13.11)	0:31.14 [15] (0:14.36)	0:16.78 [17] (0:16.78)	47.34L	0:44.25	-8
17	6 KIRIKAN James Orman	8	61.0 2200m	0:12.38 2200m	1:10.16 [6] (0:12.66)	0:57.50 [7] (0:12.43)	0:45.07 [6] (0:13.03)	0:32.04 [14] (0:14.18)	0:17.86 [16] (0:17.86)	51.77L	0:45.07	-2
18	4 GOLD BULLION Tim Clark	10	63.0 Overall	0:12.18 2200m	1:12.55 [2] (0:12.68)	0:59.87 [3] (0:12.72)	0:47.15 [7] (0:13.51)	0:33.64 [18] (0:15.23)	0:18.41 [18] (0:18.41)	64.35L	0:47.15	-12

Scratched: Mannerheim (#19), Misterkipchoge (#20), Kairos Louie (#23), Saxon Brave (#21), Kadavar (#22)



Horse/Jockey Name	Warmonger
Final Rank	1
Fastest Section Time (Section)	0:12.04 (2200m)
Top Speed [km/h] (Section)	61.2 (800m)
Race State	Finished



Eagle Farm QLD Professional

Race 8: LADBROKES QUEENSLAND DERBY - 2400m

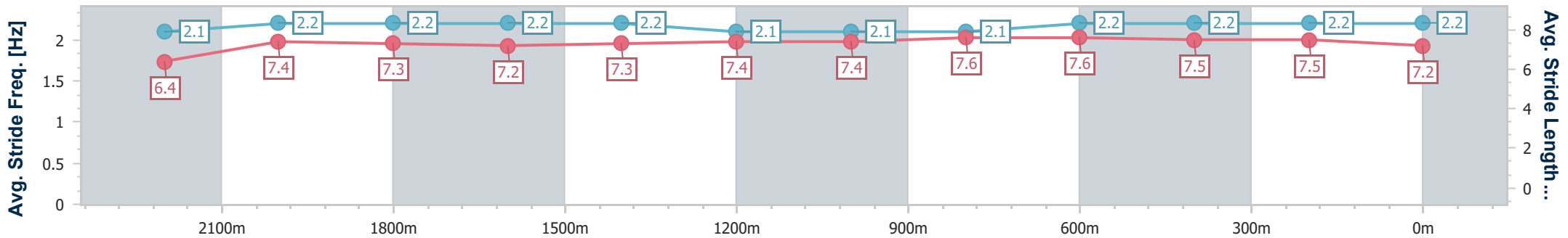
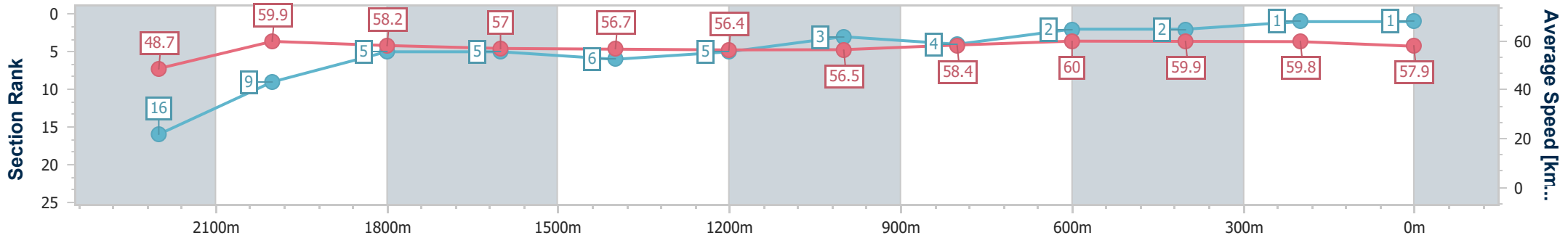
01 June 2024 - 15:53

Track Rating: Soft 6, Weather: Overcast, Rail Position: True Entire Course



BRISBANE RACING CLUB

Section	Overall	2200m	2000m	1800m	1600m	1400m	1200m	1000m	800m	600m	400m	200m
Section Times	2:32.04 [1] (0:14.84)	2:17.20 [16] (0:12.04)	2:05.16 [9] (0:12.35)	1:52.81 [5] (0:12.78)	1:40.03 [5] (0:12.97)	1:27.06 [6] (0:12.81)	1:14.25 [5] (0:12.73)	1:01.52 [3] (0:12.60)	0:48.92 [4] (0:12.12)	0:36.80 [2] (0:12.22)	0:24.58 [2] (0:12.04)	0:12.54 [1] (0:12.54)
Average Speed [km/h]	48.7	59.9	58.2	57.0	56.7	56.4	56.5	58.4	60.0	59.9	59.8	57.9
Top Speed [km/h]	60.2	61.1	59.1	59.5	57.7	58.2	57.5	59.3	61.2	60.5	60.7	59.7
Avg. Dist. to Rail [m]	13.0	2.4	0.8	2.8	5.3	4.6	4.9	3.5	2.0	4.1	7.5	8.0
Avg. Stride Freq. [Hz]	2.1	2.2	2.2	2.2	2.2	2.1	2.1	2.1	2.2	2.2	2.2	2.2
Avg. Stride Length [m]	6.4	7.4	7.3	7.2	7.3	7.4	7.4	7.6	7.6	7.5	7.5	7.2



- [] Ranking at each section and finish
- .-.- No data available at this section
- NA No data available



Horse/Jockey Name	Moonlight Magic
Final Rank	2
Fastest Section Time (Section)	0:12.07 (800m)
Top Speed [km/h] (Section)	63.8 (600m)
Race State	Finished



Eagle Farm QLD Professional

Race 8: LADBROKES QUEENSLAND DERBY - 2400m

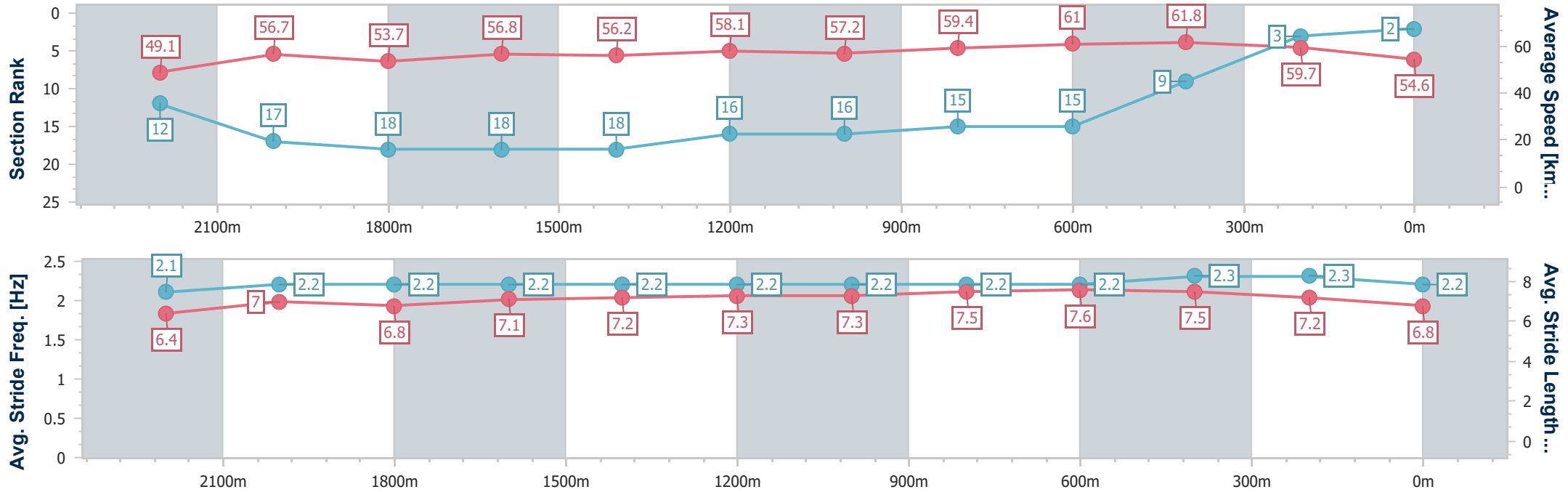
01 June 2024 - 15:53

Track Rating: Soft 6, Weather: Overcast, Rail Position: True Entire Course



BRISBANE RACING CLUB

Section	Overall	2200m	2000m	1800m	1600m	1400m	1200m	1000m	800m	600m	400m	200m
Section Times	2:33.81 [2] (0:14.70)	2:19.11 [12] (0:12.73)	2:06.38 [17] (0:13.44)	1:52.94 [18] (0:12.85)	1:40.09 [18] (0:12.98)	1:27.11 [18] (0:12.49)	1:14.62 [16] (0:12.60)	1:02.02 [16] (0:12.45)	0:49.57 [15] (0:12.07)	0:37.50 [15] (0:12.16)	0:25.34 [9] (0:12.08)	0:13.26 [3] (0:13.26)
Average Speed [km/h]	49.1	56.7	53.7	56.8	56.2	58.1	57.2	59.4	61.0	61.8	59.7	54.6
Top Speed [km/h]	59.4	59.1	54.5	59.0	57.9	59.1	58.6	61.5	62.0	63.8	62.1	58.0
Avg. Dist. to Rail [m]	10.4	1.8	0.9	2.9	4.3	4.4	5.3	5.2	5.2	8.8	14.3	12.6
Avg. Stride Freq. [Hz]	2.1	2.2	2.2	2.2	2.2	2.2	2.2	2.2	2.2	2.3	2.3	2.2
Avg. Stride Length [m]	6.4	7.0	6.8	7.1	7.2	7.3	7.3	7.5	7.6	7.5	7.2	6.8



- [] Ranking at each section and finish
- .-.- No data available at this section
- NA No data available



Horse/Jockey Name	Felix The Scat
Final Rank	3
Fastest Section Time (Section)	0:12.13 (800m)
Top Speed [km/h] (Section)	61.4 (600m)
Race State	Finished



Eagle Farm QLD Professional

Race 8: LADBROKES QUEENSLAND DERBY - 2400m

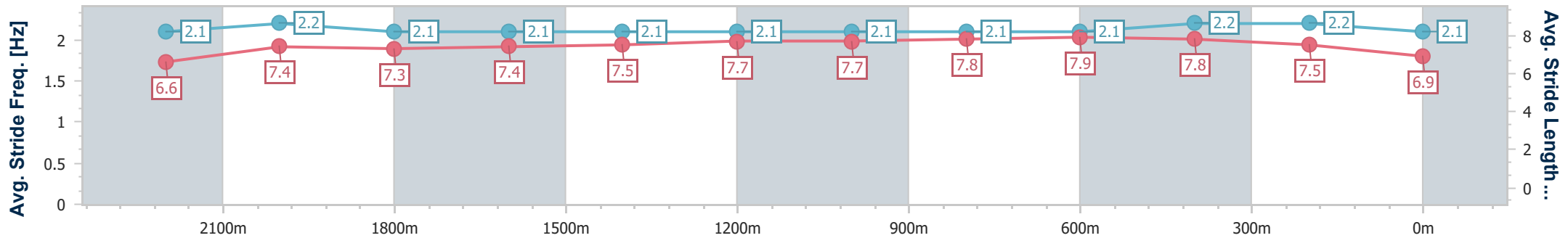
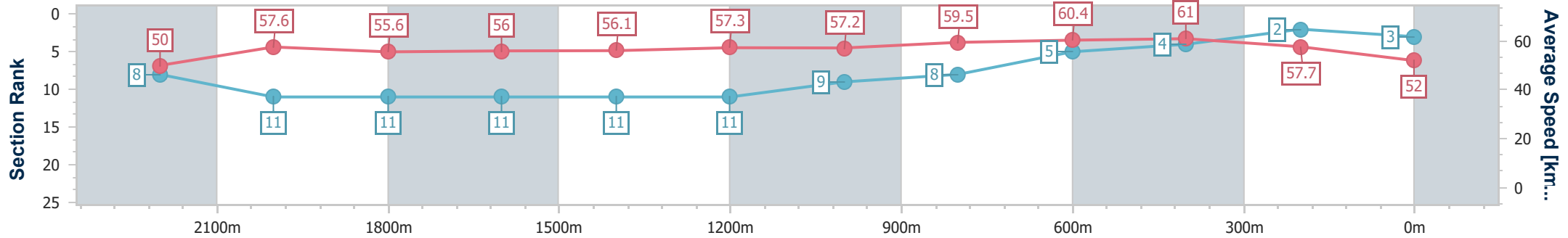
01 June 2024 - 15:53

Track Rating: Soft 6, Weather: Overcast, Rail Position: True Entire Course



BRISBANE RACING CLUB

Section	Overall	2200m	2000m	1800m	1600m	1400m	1200m	1000m	800m	600m	400m	200m
Section Times	2:34.28 [3] (0:14.46)	2:19.82 [8] (0:12.51)	2:07.31 [11] (0:13.03)	1:54.28 [11] (0:13.00)	1:41.28 [11] (0:13.01)	1:28.27 [11] (0:12.59)	1:15.68 [11] (0:12.63)	1:03.05 [9] (0:12.37)	0:50.68 [8] (0:12.13)	0:38.55 [5] (0:12.17)	0:26.38 [4] (0:12.49)	0:13.89 [2] (0:13.89)
Average Speed [km/h]	50.0	57.6	55.6	56.0	56.1	57.3	57.2	59.5	60.4	61.0	57.7	52.0
Top Speed [km/h]	61.0	60.6	56.3	57.4	57.7	58.8	57.7	60.5	61.0	61.4	60.1	55.1
Avg. Dist. to Rail [m]	11.8	1.2	0.8	2.1	3.7	4.1	4.7	4.3	3.9	5.9	9.1	10.2
Avg. Stride Freq. [Hz]	2.1	2.2	2.1	2.1	2.1	2.1	2.1	2.1	2.1	2.2	2.2	2.1
Avg. Stride Length [m]	6.6	7.4	7.3	7.4	7.5	7.7	7.7	7.8	7.9	7.8	7.5	6.9



- [] Ranking at each section and finish
- .-.- No data available at this section
- NA No data available



Horse/Jockey Name	Saban
Final Rank	4
Fastest Section Time (Section)	0:11.89 (800m)
Top Speed [km/h] (Section)	61.6 (400m)
Race State	Finished



Eagle Farm QLD Professional

Race 8: LADBROKES QUEENSLAND DERBY - 2400m

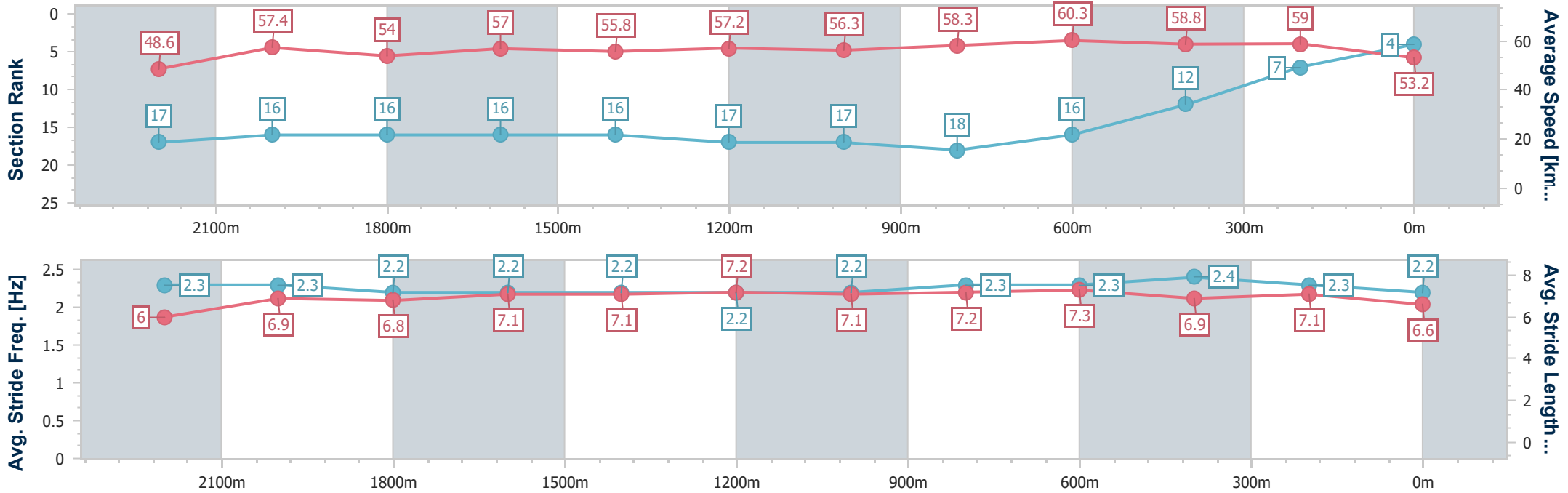
01 June 2024 - 15:53

Track Rating: Soft 6, Weather: Overcast, Rail Position: True Entire Course



BRISBANE RACING CLUB

Section	Overall	2200m	2000m	1800m	1600m	1400m	1200m	1000m	800m	600m	400m	200m
Section Times	2:34.46 [4] (0:14.89)	2:19.57 [17] (0:12.53)	2:07.04 [16] (0:13.24)	1:53.80 [16] (0:12.81)	1:40.99 [16] (0:13.08)	1:27.91 [16] (0:12.65)	1:15.26 [17] (0:12.81)	1:02.45 [17] (0:12.44)	0:50.01 [18] (0:11.89)	0:38.12 [16] (0:12.33)	0:25.79 [12] (0:12.25)	0:13.54 [7] (0:13.54)
Average Speed [km/h]	48.6	57.4	54.0	57.0	55.8	57.2	56.3	58.3	60.3	58.8	59.0	53.2
Top Speed [km/h]	59.0	59.0	54.9	58.7	58.0	58.7	57.7	60.8	61.4	61.5	61.6	55.4
Avg. Dist. to Rail [m]	7.0	0.6	1.4	2.4	4.2	4.5	3.7	1.7	0.8	1.6	8.4	10.2
Avg. Stride Freq. [Hz]	2.3	2.3	2.2	2.2	2.2	2.2	2.2	2.3	2.3	2.4	2.3	2.2
Avg. Stride Length [m]	6.0	6.9	6.8	7.1	7.1	7.2	7.1	7.2	7.3	6.9	7.1	6.6



- [] Ranking at each section and finish
- .-.- No data available at this section
- NA No data available



Horse/Jockey Name	Agita
Final Rank	5
Fastest Section Time (Section)	0:12.09 (800m)
Top Speed [km/h] (Section)	61.1 (2200m)
Race State	Finished



Eagle Farm QLD Professional

Race 8: LADBROKES QUEENSLAND DERBY - 2400m

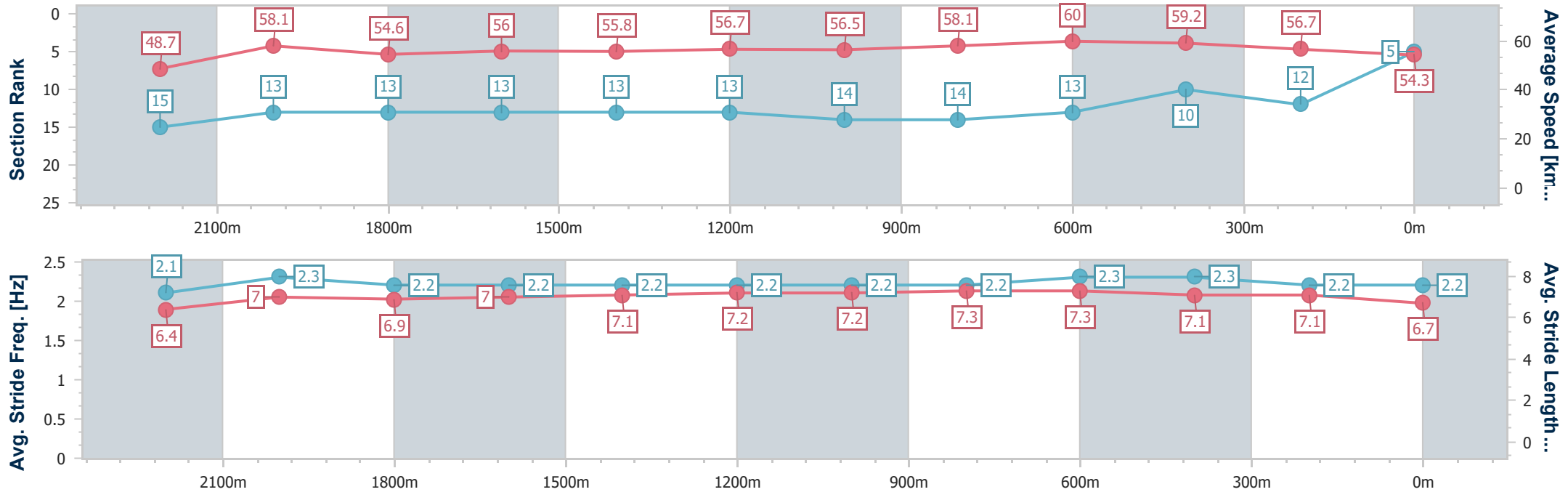
01 June 2024 - 15:53

Track Rating: Soft 6, Weather: Overcast, Rail Position: True Entire Course



BRISBANE RACING CLUB

Section	Overall	2200m	2000m	1800m	1600m	1400m	1200m	1000m	800m	600m	400m	200m
Section Times	2:34.63 [5] (0:14.83)	2:19.80 [15] (0:12.37)	2:07.43 [13] (0:13.07)	1:54.36 [13] (0:12.89)	1:41.47 [13] (0:12.99)	1:28.48 [13] (0:12.69)	1:15.79 [13] (0:12.78)	1:03.01 [14] (0:12.53)	0:50.48 [14] (0:12.09)	0:38.39 [13] (0:12.36)	0:26.03 [10] (0:12.70)	0:13.33 [12] (0:13.33)
Average Speed [km/h]	48.7	58.1	54.6	56.0	55.8	56.7	56.5	58.1	60.0	59.2	56.7	54.3
Top Speed [km/h]	59.6	61.1	55.9	57.5	57.2	57.7	57.8	60.1	60.7	60.3	58.4	56.4
Avg. Dist. to Rail [m]	1.8	0.9	1.7	0.8	1.6	2.0	2.6	2.3	1.3	3.3	6.9	7.6
Avg. Stride Freq. [Hz]	2.1	2.3	2.2	2.2	2.2	2.2	2.2	2.2	2.3	2.3	2.2	2.2
Avg. Stride Length [m]	6.4	7.0	6.9	7.0	7.1	7.2	7.2	7.3	7.3	7.1	7.1	6.7



- [] Ranking at each section and finish
- .-.- No data available at this section
- NA No data available



Horse/Jockey Name	Encoder
Final Rank	6
Fastest Section Time (Section)	0:12.02 (800m)
Top Speed [km/h] (Section)	62.2 (1000m)
Race State	Finished



Eagle Farm QLD Professional

Race 8: LADBROKES QUEENSLAND DERBY - 2400m

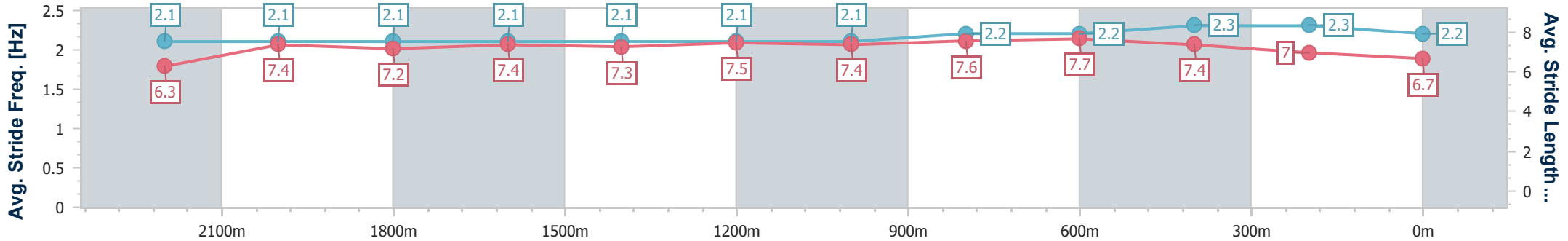
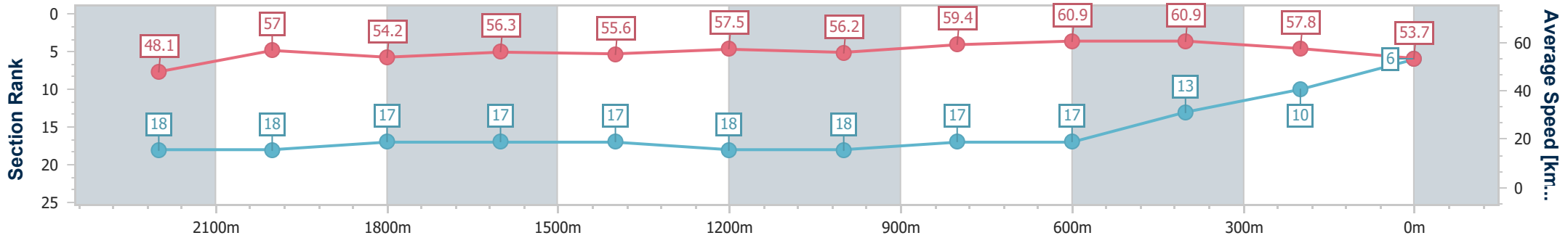
01 June 2024 - 15:53

Track Rating: Soft 6, Weather: Overcast, Rail Position: True Entire Course



BRISBANE RACING CLUB

Section	Overall	2200m	2000m	1800m	1600m	1400m	1200m	1000m	800m	600m	400m	200m
Section Times	2:34.72 [6] (0:15.01)	2:19.71 [18] (0:12.64)	2:07.07 [18] (0:13.13)	1:53.94 [17] (0:12.79)	1:41.15 [17] (0:13.04)	1:28.11 [17] (0:12.60)	1:15.51 [18] (0:12.82)	1:02.69 [18] (0:12.40)	0:50.29 [17] (0:12.02)	0:38.27 [17] (0:12.30)	0:25.97 [13] (0:12.45)	0:13.52 [10] (0:13.52)
Average Speed [km/h]	48.1	57.0	54.2	56.3	55.6	57.5	56.2	59.4	60.9	60.9	57.8	53.7
Top Speed [km/h]	57.6	59.6	54.9	57.5	57.4	57.8	57.6	62.2	62.2	61.8	61.1	55.7
Avg. Dist. to Rail [m]	7.8	0.6	2.3	0.9	2.7	3.1	3.6	4.3	3.9	8.1	14.3	12.9
Avg. Stride Freq. [Hz]	2.1	2.1	2.1	2.1	2.1	2.1	2.1	2.2	2.2	2.3	2.3	2.2
Avg. Stride Length [m]	6.3	7.4	7.2	7.4	7.3	7.5	7.4	7.6	7.7	7.4	7.0	6.7



- [] Ranking at each section and finish
- .-.- No data available at this section
- NA No data available



Horse/Jockey Name	First Innings
Final Rank	7
Fastest Section Time (Section)	0:12.14 (800m)
Top Speed [km/h] (Section)	61.4 (1000m)
Race State	Finished



Eagle Farm QLD Professional

Race 8: LADBROKES QUEENSLAND DERBY - 2400m

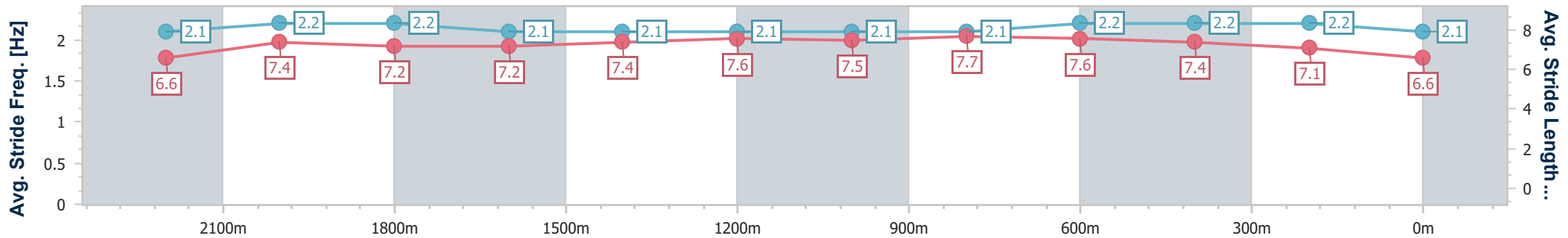
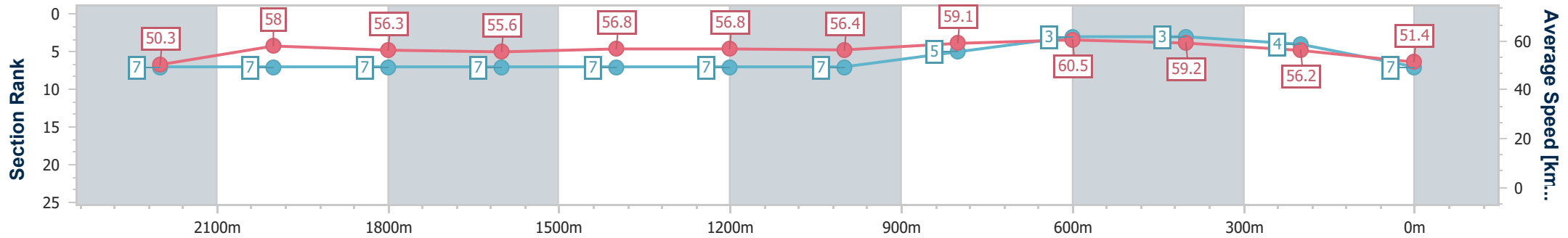
01 June 2024 - 15:53

Track Rating: Soft 6, Weather: Overcast, Rail Position: True Entire Course



BRISBANE RACING CLUB

Section	Overall	2200m	2000m	1800m	1600m	1400m	1200m	1000m	800m	600m	400m	200m
Section Times	2:34.74 [7] (0:14.29)	2:20.45 [7] (0:12.44)	2:08.01 [7] (0:12.76)	1:55.25 [7] (0:13.04)	1:42.21 [7] (0:12.80)	1:29.41 [7] (0:12.73)	1:16.68 [7] (0:12.77)	1:03.91 [7] (0:12.45)	0:51.46 [5] (0:12.14)	0:39.32 [3] (0:12.44)	0:26.88 [3] (0:12.78)	0:14.10 [4] (0:14.10)
Average Speed [km/h]	50.3	58.0	56.3	55.6	56.8	56.8	56.4	59.1	60.5	59.2	56.2	51.4
Top Speed [km/h]	60.7	60.8	57.2	57.4	57.7	58.1	57.4	61.4	60.8	60.4	57.9	53.9
Avg. Dist. to Rail [m]	5.4	1.2	0.4	0.9	2.9	4.1	4.1	4.3	4.1	4.4	6.0	8.8
Avg. Stride Freq. [Hz]	2.1	2.2	2.2	2.1	2.1	2.1	2.1	2.1	2.2	2.2	2.2	2.1
Avg. Stride Length [m]	6.6	7.4	7.2	7.2	7.4	7.6	7.5	7.7	7.6	7.4	7.1	6.6



- [] Ranking at each section and finish
- .-.- No data available at this section
- NA No data available



Horse/Jockey Name	Warialda Warrior
Final Rank	8
Fastest Section Time (Section)	0:12.11 (800m)
Top Speed [km/h] (Section)	61.1 (800m)
Race State	Finished



Eagle Farm QLD Professional

Race 8: LADBROKES QUEENSLAND DERBY - 2400m

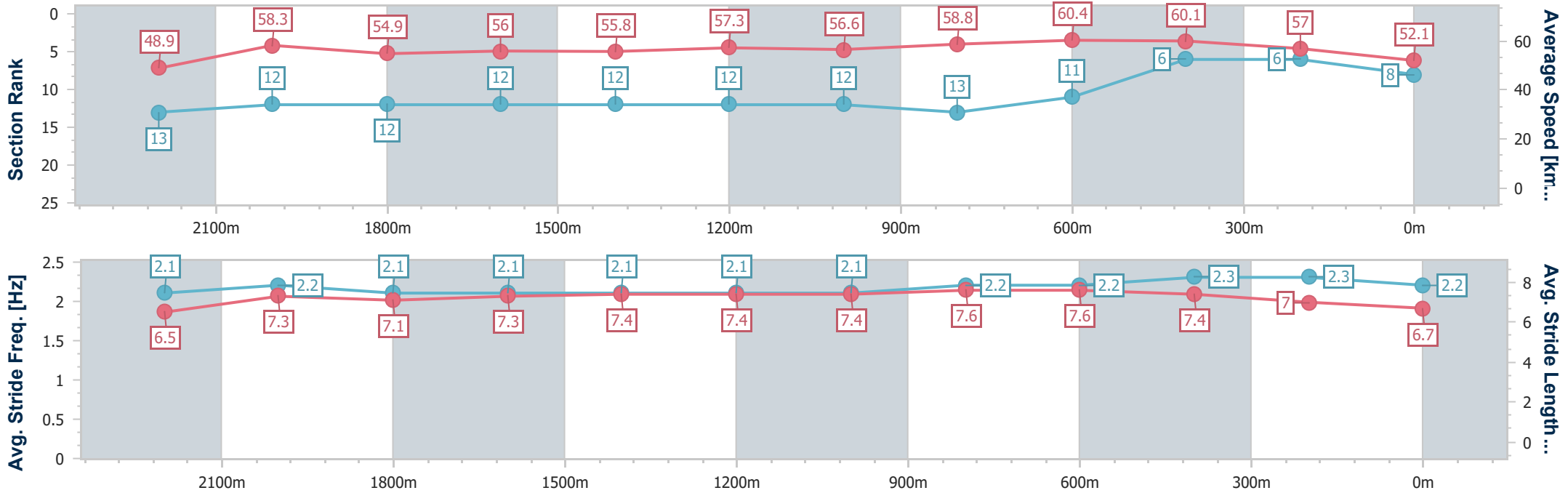
01 June 2024 - 15:53

Track Rating: Soft 6, Weather: Overcast, Rail Position: True Entire Course



BRISBANE RACING CLUB

Section	Overall	2200m	2000m	1800m	1600m	1400m	1200m	1000m	800m	600m	400m	200m
Section Times	2:34.83 [8] (0:14.74)	2:20.09 [13] (0:12.32)	2:07.77 [12] (0:13.06)	1:54.71 [12] (0:12.93)	1:41.78 [12] (0:12.98)	1:28.80 [12] (0:12.66)	1:16.14 [12] (0:12.72)	1:03.42 [12] (0:12.49)	0:50.93 [13] (0:12.11)	0:38.82 [11] (0:12.27)	0:26.55 [6] (0:12.62)	0:13.93 [6] (0:13.93)
Average Speed [km/h]	48.9	58.3	54.9	56.0	55.8	57.3	56.6	58.8	60.4	60.1	57.0	52.1
Top Speed [km/h]	60.3	60.3	55.8	57.0	57.4	58.0	57.6	60.3	61.1	60.8	58.9	54.4
Avg. Dist. to Rail [m]	3.1	0.3	0.9	0.8	2.3	2.8	3.5	3.6	3.2	5.6	9.5	10.9
Avg. Stride Freq. [Hz]	2.1	2.2	2.1	2.1	2.1	2.1	2.1	2.2	2.2	2.3	2.3	2.2
Avg. Stride Length [m]	6.5	7.3	7.1	7.3	7.4	7.4	7.4	7.6	7.6	7.4	7.0	6.7



- [] Ranking at each section and finish
- .-.- No data available at this section
- NA No data available



Horse/Jockey Name	Autumn Angel
Final Rank	9
Fastest Section Time (Section)	0:12.27 (800m)
Top Speed [km/h] (Section)	61.0 (800m)
Race State	Finished



Eagle Farm QLD Professional

Race 8: LADBROKES QUEENSLAND DERBY - 2400m

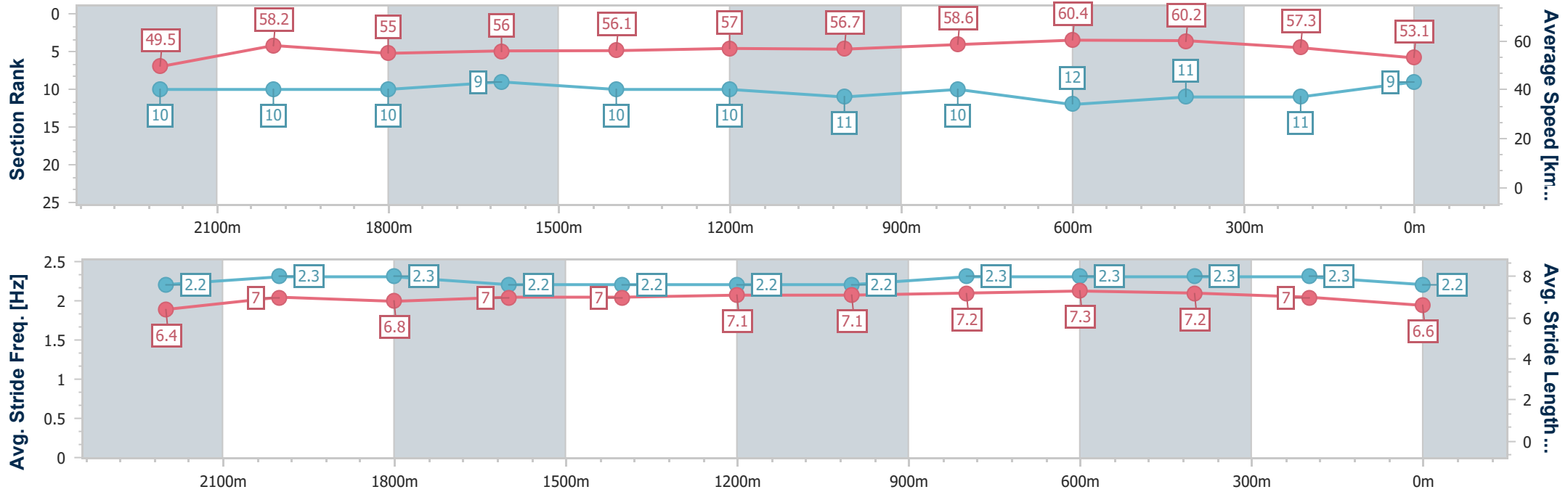
01 June 2024 - 15:53

Track Rating: Soft 6, Weather: Overcast, Rail Position: True Entire Course



BRISBANE RACING CLUB

Section	Overall	2200m	2000m	1800m	1600m	1400m	1200m	1000m	800m	600m	400m	200m
Section Times	2:34.88 [9] (0:14.59)	2:20.29 [10] (0:12.32)	2:07.97 [10] (0:13.00)	1:54.97 [10] (0:13.00)	1:41.97 [9] (0:12.97)	1:29.00 [10] (0:12.69)	1:16.31 [10] (0:12.73)	1:03.58 [11] (0:12.48)	0:51.10 [10] (0:12.27)	0:38.83 [12] (0:12.59)	0:26.24 [11] (0:12.61)	0:13.63 [11] (0:13.63)
Average Speed [km/h]	49.5	58.2	55.0	56.0	56.1	57.0	56.7	58.6	60.4	60.2	57.3	53.1
Top Speed [km/h]	60.2	60.6	56.6	56.5	57.2	57.8	58.1	60.9	61.0	61.0	60.1	54.6
Avg. Dist. to Rail [m]	0.7	1.7	1.6	1.9	3.1	3.4	3.5	3.7	5.7	10.9	12.5	9.6
Avg. Stride Freq. [Hz]	2.2	2.3	2.3	2.2	2.2	2.2	2.2	2.3	2.3	2.3	2.3	2.2
Avg. Stride Length [m]	6.4	7.0	6.8	7.0	7.0	7.1	7.1	7.2	7.3	7.2	7.0	6.6



- [] Ranking at each section and finish
- .-.- No data available at this section
- NA No data available



Horse/Jockey Name	Navy King
Final Rank	10
Fastest Section Time (Section)	0:11.97 (2200m)
Top Speed [km/h] (Section)	62.6 (Overall)
Race State	Finished



Eagle Farm QLD Professional

Race 8: LADBROKES QUEENSLAND DERBY - 2400m

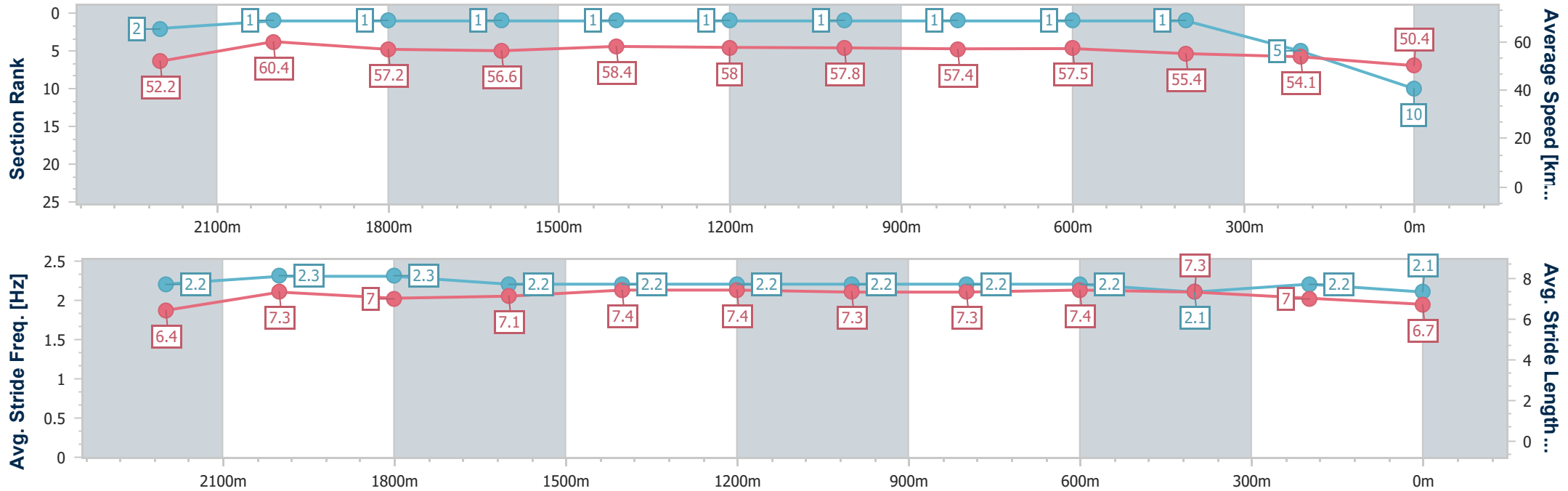
01 June 2024 - 15:53

Track Rating: Soft 6, Weather: Overcast, Rail Position: True Entire Course



BRISBANE RACING CLUB

Section	Overall	2200m	2000m	1800m	1600m	1400m	1200m	1000m	800m	600m	400m	200m
Section Times	2:35.05 [10] (0:13.77)	2:21.28 [2] (0:11.97)	2:09.31 [1] (0:12.63)	1:56.68 [1] (0:12.82)	1:43.86 [1] (0:12.47)	1:31.39 [1] (0:12.44)	1:18.95 [1] (0:12.46)	1:06.49 [1] (0:12.80)	0:53.69 [1] (0:12.73)	0:40.96 [1] (0:13.26)	0:27.70 [1] (0:13.32)	0:14.38 [5] (0:14.38)
Average Speed [km/h]	52.2	60.4	57.2	56.6	58.4	58.0	57.8	57.4	57.5	55.4	54.1	50.4
Top Speed [km/h]	62.6	61.1	59.8	58.0	59.0	58.7	58.8	58.2	58.0	56.2	55.1	53.0
Avg. Dist. to Rail [m]	7.0	3.7	0.9	1.5	2.7	3.6	4.6	3.7	3.3	4.6	7.2	9.5
Avg. Stride Freq. [Hz]	2.2	2.3	2.3	2.2	2.2	2.2	2.2	2.2	2.2	2.1	2.2	2.1
Avg. Stride Length [m]	6.4	7.3	7.0	7.1	7.4	7.4	7.3	7.3	7.4	7.3	7.0	6.7



- [] Ranking at each section and finish
- .-.- No data available at this section
- NA No data available



Horse/Jockey Name	Tannhauser
Final Rank	11
Fastest Section Time (Section)	0:12.22 (800m)
Top Speed [km/h] (Section)	62.3 (2200m)
Race State	Finished



Eagle Farm QLD Professional

Race 8: LADBROKES QUEENSLAND DERBY - 2400m

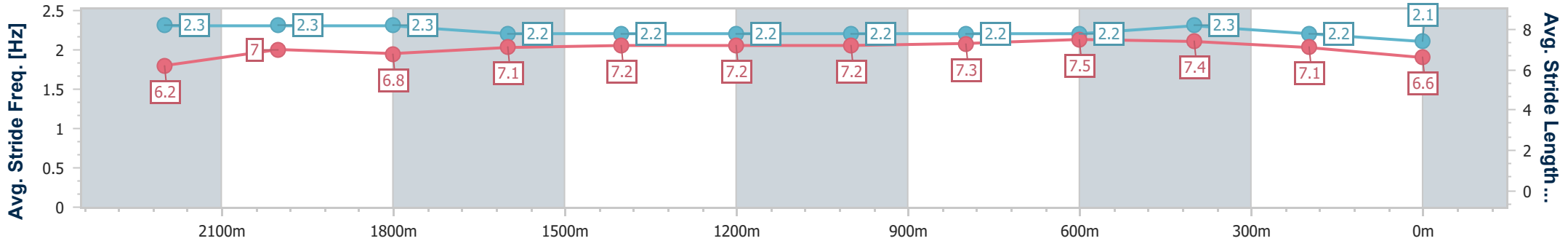
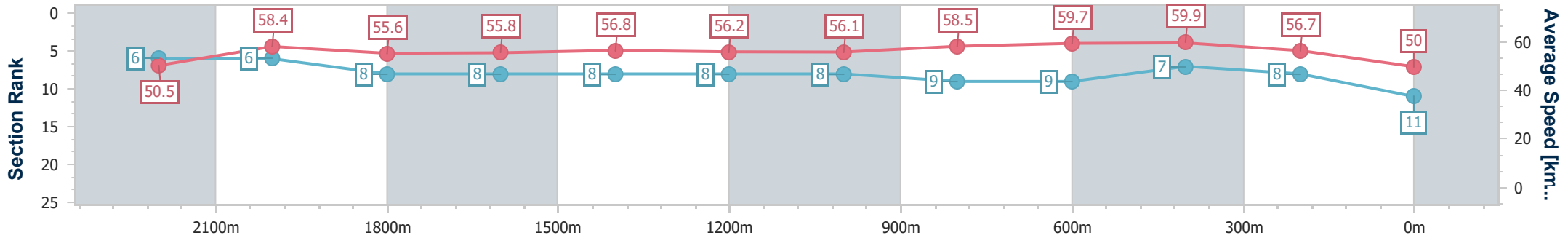
01 June 2024 - 15:53

Track Rating: Soft 6, Weather: Overcast, Rail Position: True Entire Course



BRISBANE RACING CLUB

Section	Overall	2200m	2000m	1800m	1600m	1400m	1200m	1000m	800m	600m	400m	200m
Section Times	2:35.52 [11] (0:14.27)	2:21.25 [6] (0:12.31)	2:08.94 [6] (0:12.93)	1:56.01 [8] (0:13.08)	1:42.93 [8] (0:12.86)	1:30.07 [8] (0:12.84)	1:17.23 [8] (0:12.83)	1:04.40 [8] (0:12.53)	0:51.87 [9] (0:12.22)	0:39.65 [9] (0:12.45)	0:27.20 [7] (0:12.70)	0:14.50 [8] (0:14.50)
Average Speed [km/h]	50.5	58.4	55.6	55.8	56.8	56.2	56.1	58.5	59.7	59.9	56.7	50.0
Top Speed [km/h]	60.6	62.3	57.1	57.1	58.3	57.3	57.1	60.0	60.5	60.8	59.1	52.4
Avg. Dist. to Rail [m]	0.9	1.2	1.2	2.3	3.8	3.3	3.5	2.9	3.0	7.5	10.6	10.6
Avg. Stride Freq. [Hz]	2.3	2.3	2.3	2.2	2.2	2.2	2.2	2.2	2.2	2.3	2.2	2.1
Avg. Stride Length [m]	6.2	7.0	6.8	7.1	7.2	7.2	7.2	7.3	7.5	7.4	7.1	6.6



- [] Ranking at each section and finish
- .-.- No data available at this section
- NA No data available



Horse/Jockey Name	Bullets High
Final Rank	12
Fastest Section Time (Section)	0:12.08 (2200m)
Top Speed [km/h] (Section)	61.3 (Overall)
Race State	Finished



Eagle Farm QLD Professional

Race 8: LADBROKES QUEENSLAND DERBY - 2400m

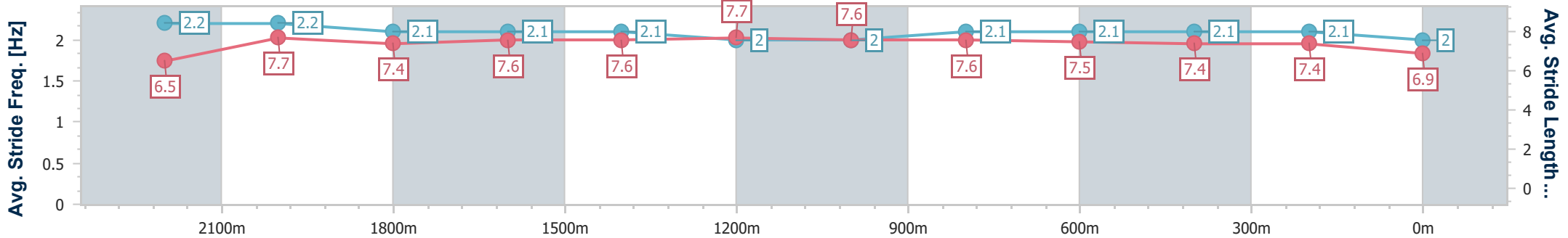
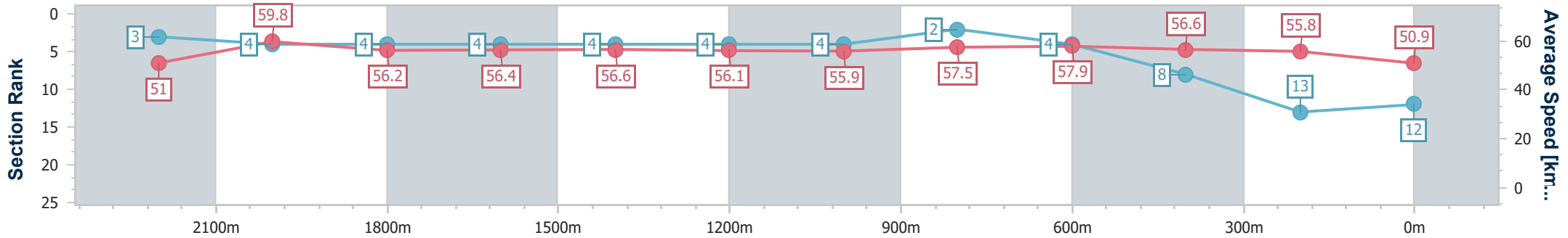
01 June 2024 - 15:53

Track Rating: Soft 6, Weather: Overcast, Rail Position: True Entire Course



BRISBANE RACING CLUB

Section	Overall	2200m	2000m	1800m	1600m	1400m	1200m	1000m	800m	600m	400m	200m
Section Times	2:35.55 [12] (0:14.15)	2:21.40 [3] (0:12.08)	2:09.32 [4] (0:12.75)	1:56.57 [4] (0:12.93)	1:43.64 [4] (0:12.89)	1:30.75 [4] (0:12.86)	1:17.89 [4] (0:12.87)	1:05.02 [4] (0:12.52)	0:52.50 [2] (0:12.46)	0:40.04 [4] (0:12.93)	0:27.11 [8] (0:12.89)	0:14.22 [13] (0:14.22)
Average Speed [km/h]	51.0	59.8	56.2	56.4	56.6	56.1	55.9	57.5	57.9	56.6	55.8	50.9
Top Speed [km/h]	61.3	60.8	59.0	57.2	57.3	57.3	56.6	58.8	58.8	57.4	57.2	53.5
Avg. Dist. to Rail [m]	7.9	1.1	0.9	2.1	2.9	2.5	1.7	0.7	0.8	4.0	7.6	7.0
Avg. Stride Freq. [Hz]	2.2	2.2	2.1	2.1	2.1	2.0	2.0	2.1	2.1	2.1	2.1	2.0
Avg. Stride Length [m]	6.5	7.7	7.4	7.6	7.6	7.7	7.6	7.6	7.5	7.4	7.4	6.9



- [] Ranking at each section and finish
- .-.- No data available at this section
- NA No data available



Horse/Jockey Name	Sonofdec
Final Rank	13
Fastest Section Time (Section)	0:12.10 (800m)
Top Speed [km/h] (Section)	61.8 (1000m)
Race State	Finished



Eagle Farm QLD Professional

Race 8: LADBROKES QUEENSLAND DERBY - 2400m

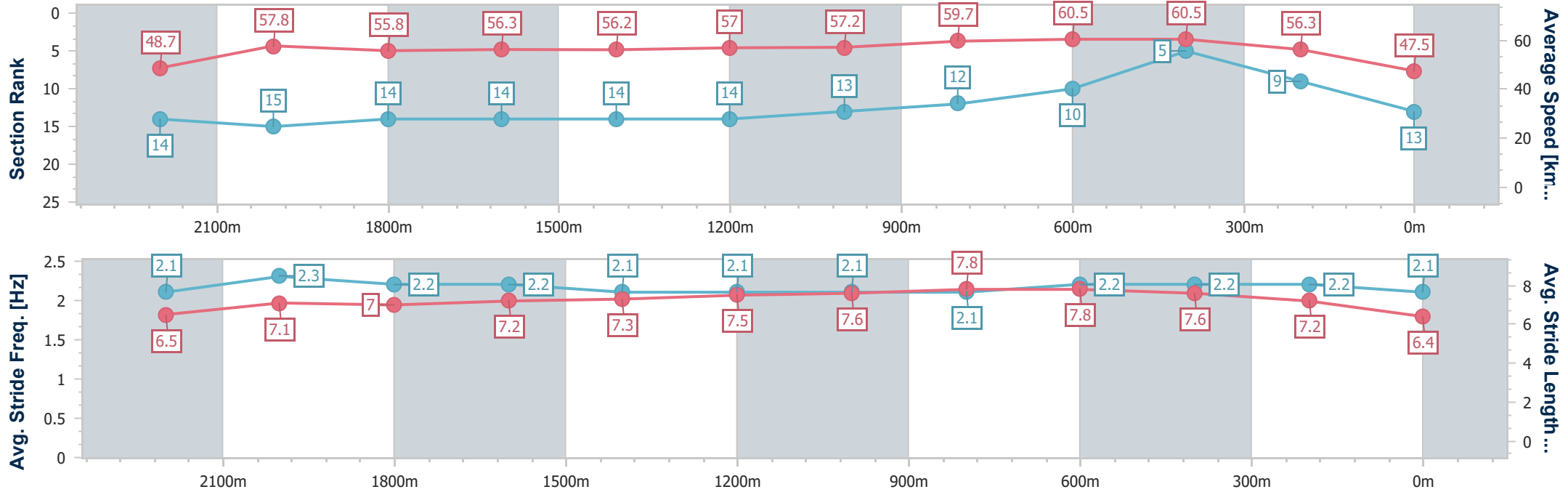
01 June 2024 - 15:53

Track Rating: Soft 6, Weather: Overcast, Rail Position: True Entire Course



BRISBANE RACING CLUB

Section	Overall	2200m	2000m	1800m	1600m	1400m	1200m	1000m	800m	600m	400m	200m
Section Times	2:36.25 [13] (0:14.83)	2:21.42 [14] (0:12.44)	2:08.98 [15] (0:13.02)	1:55.96 [14] (0:12.98)	1:42.98 [14] (0:13.00)	1:29.98 [14] (0:12.65)	1:17.33 [14] (0:12.63)	1:04.70 [13] (0:12.35)	0:52.35 [12] (0:12.10)	0:40.25 [10] (0:12.27)	0:27.98 [5] (0:12.80)	0:15.18 [9] (0:15.18)
Average Speed [km/h]	48.7	57.8	55.8	56.3	56.2	57.0	57.2	59.7	60.5	60.5	56.3	47.5
Top Speed [km/h]	58.6	59.3	57.3	57.6	57.5	58.4	58.2	61.8	61.4	61.4	60.8	52.8
Avg. Dist. to Rail [m]	10.9	2.6	1.5	2.7	3.8	4.2	4.8	4.6	3.7	6.5	12.2	12.9
Avg. Stride Freq. [Hz]	2.1	2.3	2.2	2.2	2.1	2.1	2.1	2.1	2.2	2.2	2.2	2.1
Avg. Stride Length [m]	6.5	7.1	7.0	7.2	7.3	7.5	7.6	7.8	7.8	7.6	7.2	6.4



- [] Ranking at each section and finish
- .-.- No data available at this section
- NA No data available



Horse/Jockey Name	Purveyor
Final Rank	14
Fastest Section Time (Section)	0:12.22 (800m)
Top Speed [km/h] (Section)	60.5 (800m)
Race State	Finished



Eagle Farm QLD Professional

Race 8: LADBROKES QUEENSLAND DERBY - 2400m

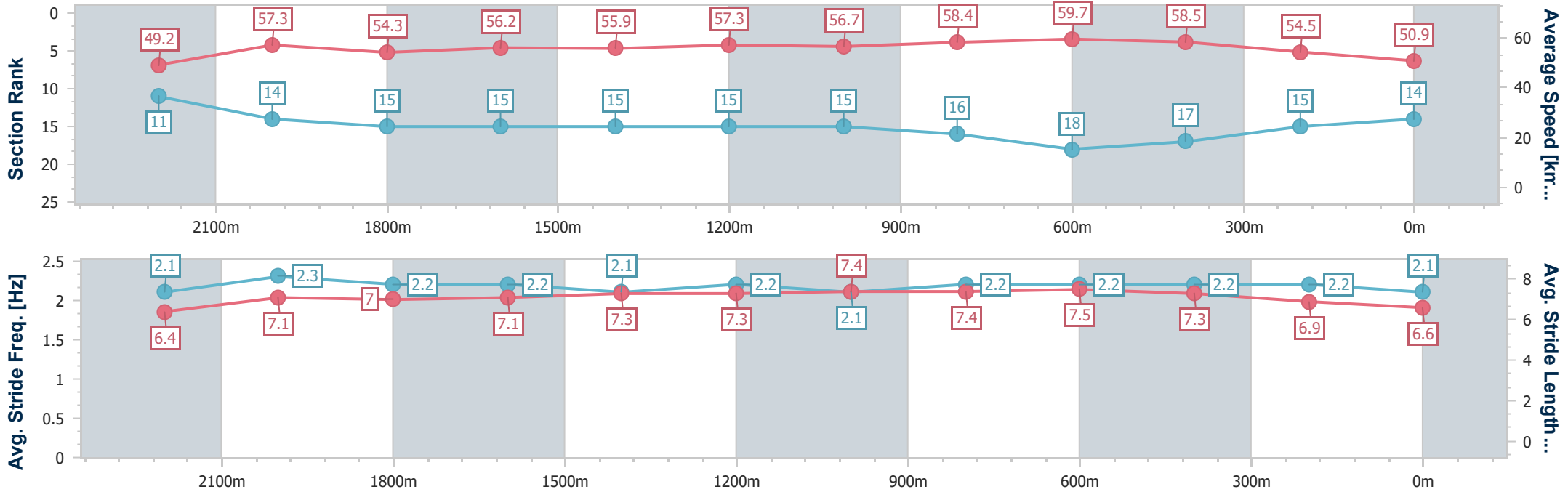
01 June 2024 - 15:53

Track Rating: Soft 6, Weather: Overcast, Rail Position: True Entire Course



BRISBANE RACING CLUB

Section	Overall	2200m	2000m	1800m	1600m	1400m	1200m	1000m	800m	600m	400m	200m
Section Times	2:36.59 [14] (0:14.66)	2:21.93 [11] (0:12.56)	2:09.37 [14] (0:13.27)	1:56.10 [15] (0:12.87)	1:43.23 [15] (0:13.03)	1:30.20 [15] (0:12.58)	1:17.62 [15] (0:12.73)	1:04.89 [15] (0:12.59)	0:52.30 [16] (0:12.22)	0:40.08 [18] (0:12.61)	0:27.47 [17] (0:13.23)	0:14.24 [15] (0:14.24)
Average Speed [km/h]	49.2	57.3	54.3	56.2	55.9	57.3	56.7	58.4	59.7	58.5	54.5	50.9
Top Speed [km/h]	58.6	59.3	54.6	57.5	57.4	58.2	58.2	60.4	60.5	59.4	57.7	52.3
Avg. Dist. to Rail [m]	4.1	0.9	0.9	1.2	2.6	3.3	3.8	3.7	2.9	5.2	7.5	7.6
Avg. Stride Freq. [Hz]	2.1	2.3	2.2	2.2	2.1	2.2	2.1	2.2	2.2	2.2	2.2	2.1
Avg. Stride Length [m]	6.4	7.1	7.0	7.1	7.3	7.3	7.4	7.4	7.5	7.3	6.9	6.6



- [] Ranking at each section and finish
- .-.- No data available at this section
- NA No data available



Horse/Jockey Name	Shy Guy
Final Rank	15
Fastest Section Time (Section)	0:12.27 (2200m)
Top Speed [km/h] (Section)	61.0 (2200m)
Race State	Finished



Eagle Farm QLD Professional

Race 8: LADBROKES QUEENSLAND DERBY - 2400m

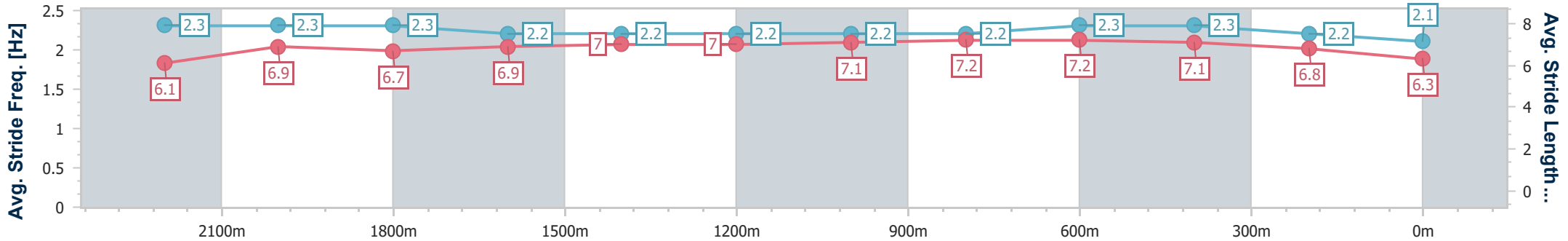
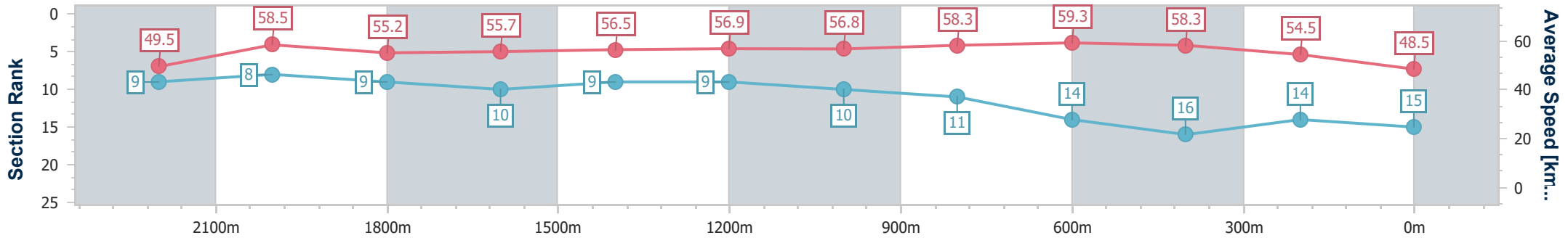
01 June 2024 - 15:53

Track Rating: Soft 6, Weather: Overcast, Rail Position: True Entire Course



BRISBANE RACING CLUB

Section	Overall	2200m	2000m	1800m	1600m	1400m	1200m	1000m	800m	600m	400m	200m
Section Times	2:37.22 [15] (0:14.58)	2:22.64 [9] (0:12.27)	2:10.37 [8] (0:12.99)	1:57.38 [9] (0:13.08)	1:44.30 [10] (0:12.90)	1:31.40 [9] (0:12.71)	1:18.69 [9] (0:12.73)	1:05.96 [10] (0:12.58)	0:53.38 [11] (0:12.40)	0:40.98 [14] (0:12.80)	0:28.18 [16] (0:13.23)	0:14.95 [14] (0:14.95)
Average Speed [km/h]	49.5	58.5	55.2	55.7	56.5	56.9	56.8	58.3	59.3	58.3	54.5	48.5
Top Speed [km/h]	61.0	61.0	56.4	56.7	57.5	57.8	57.9	60.0	60.3	60.0	57.6	50.4
Avg. Dist. to Rail [m]	1.1	1.7	1.5	2.6	3.9	4.5	4.5	3.7	4.2	8.2	10.4	10.4
Avg. Stride Freq. [Hz]	2.3	2.3	2.3	2.2	2.2	2.2	2.2	2.2	2.3	2.3	2.2	2.1
Avg. Stride Length [m]	6.1	6.9	6.7	6.9	7.0	7.0	7.1	7.2	7.2	7.1	6.8	6.3



- [] Ranking at each section and finish
- .-.- No data available at this section
- NA No data available



Horse/Jockey Name	Anderson Bridge
Final Rank	16
Fastest Section Time (Section)	0:11.96 (2200m)
Top Speed [km/h] (Section)	63.2 (2200m)
Race State	Finished



Eagle Farm QLD Professional

Race 8: LADBROKES QUEENSLAND DERBY - 2400m

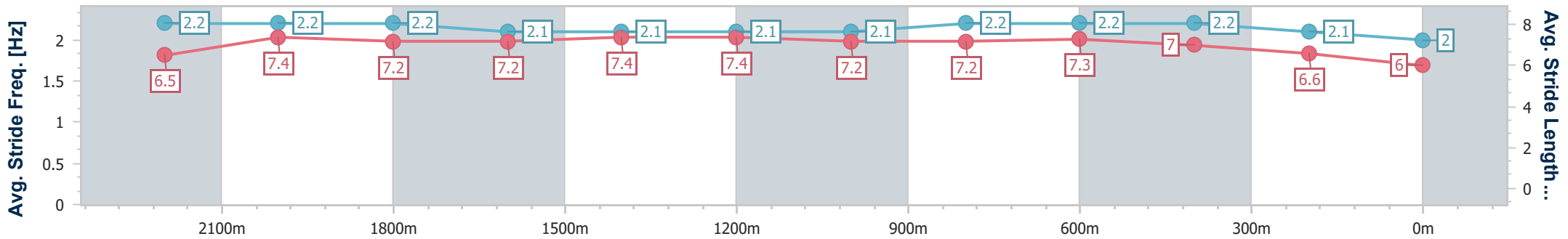
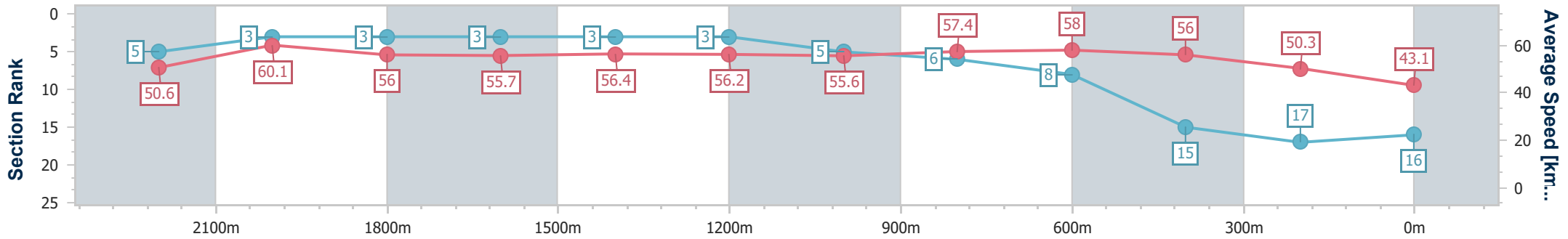
01 June 2024 - 15:53

Track Rating: Soft 6, Weather: Overcast, Rail Position: True Entire Course



BRISBANE RACING CLUB

Section	Overall	2200m	2000m	1800m	1600m	1400m	1200m	1000m	800m	600m	400m	200m
Section Times	2:40.09 [16] (0:14.24)	2:25.85 [5] (0:11.96)	2:13.89 [3] (0:12.77)	2:01.12 [3] (0:12.92)	1:48.20 [3] (0:12.89)	1:35.31 [3] (0:12.85)	1:22.46 [3] (0:12.95)	1:09.51 [5] (0:12.70)	0:56.81 [6] (0:12.56)	0:44.25 [8] (0:13.11)	0:31.14 [15] (0:14.36)	0:16.78 [17] (0:16.78)
Average Speed [km/h]	50.6	60.1	56.0	55.7	56.4	56.2	55.6	57.4	58.0	56.0	50.3	43.1
Top Speed [km/h]	62.9	63.2	58.1	56.6	57.0	57.8	56.4	59.0	61.1	58.1	53.8	46.2
Avg. Dist. to Rail [m]	7.8	0.7	1.9	0.9	2.6	3.0	2.9	2.5	2.7	4.1	5.7	4.3
Avg. Stride Freq. [Hz]	2.2	2.2	2.2	2.1	2.1	2.1	2.1	2.2	2.2	2.2	2.1	2.0
Avg. Stride Length [m]	6.5	7.4	7.2	7.2	7.4	7.4	7.2	7.2	7.3	7.0	6.6	6.0



- [] Ranking at each section and finish
- .-.- No data available at this section
- NA No data available



Horse/Jockey Name	Kirikan
Final Rank	17
Fastest Section Time (Section)	0:12.38 (2200m)
Top Speed [km/h] (Section)	61.0 (2200m)
Race State	Finished



Eagle Farm QLD Professional

Race 8: LADBROKES QUEENSLAND DERBY - 2400m

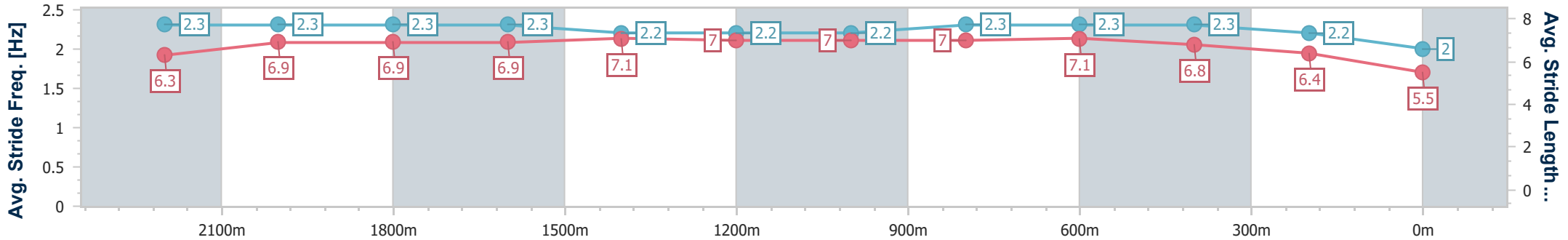
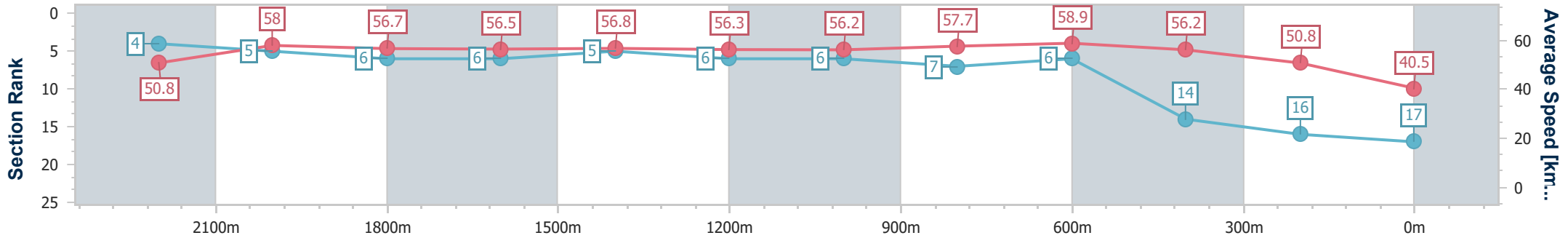
01 June 2024 - 15:53

Track Rating: Soft 6, Weather: Overcast, Rail Position: True Entire Course



BRISBANE RACING CLUB

Section	Overall	2200m	2000m	1800m	1600m	1400m	1200m	1000m	800m	600m	400m	200m
Section Times	2:40.84 [17] (0:14.17)	2:26.67 [4] (0:12.38)	2:14.29 [5] (0:12.69)	2:01.60 [6] (0:12.89)	1:48.71 [6] (0:12.84)	1:35.87 [5] (0:12.85)	1:23.02 [6] (0:12.86)	1:10.16 [6] (0:12.66)	0:57.50 [7] (0:12.43)	0:45.07 [6] (0:13.03)	0:32.04 [14] (0:14.18)	0:17.86 [16] (0:17.86)
Average Speed [km/h]	50.8	58.0	56.7	56.5	56.8	56.3	56.2	57.7	58.9	56.2	50.8	40.5
Top Speed [km/h]	60.8	61.0	58.1	57.8	57.2	57.6	56.6	60.0	59.9	58.8	53.4	46.5
Avg. Dist. to Rail [m]	3.6	0.3	0.7	2.1	3.7	3.6	3.5	3.0	3.0	4.2	7.9	8.8
Avg. Stride Freq. [Hz]	2.3	2.3	2.3	2.3	2.2	2.2	2.2	2.3	2.3	2.3	2.2	2.0
Avg. Stride Length [m]	6.3	6.9	6.9	6.9	7.1	7.0	7.0	7.0	7.1	6.8	6.4	5.5



- [] Ranking at each section and finish
- .-.- No data available at this section
- NA No data available



Horse/Jockey Name	Gold Bullion
Final Rank	18
Fastest Section Time (Section)	0:12.18 (2200m)
Top Speed [km/h] (Section)	63.0 (Overall)
Race State	Finished



Eagle Farm QLD Professional

Race 8: LADBROKES QUEENSLAND DERBY - 2400m

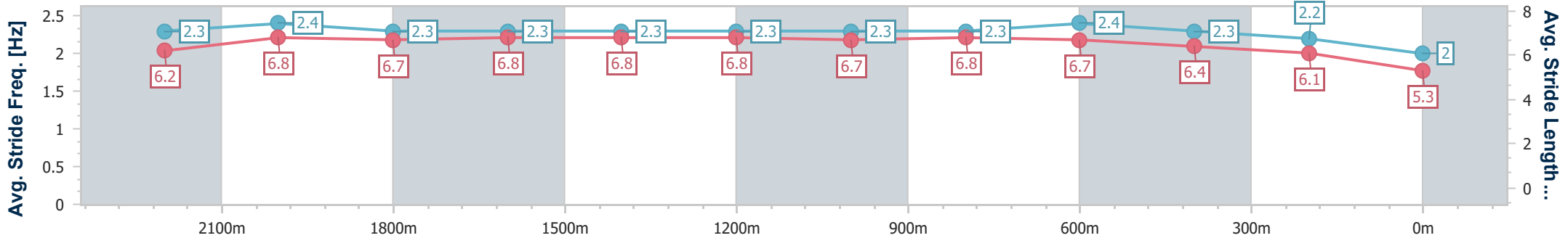
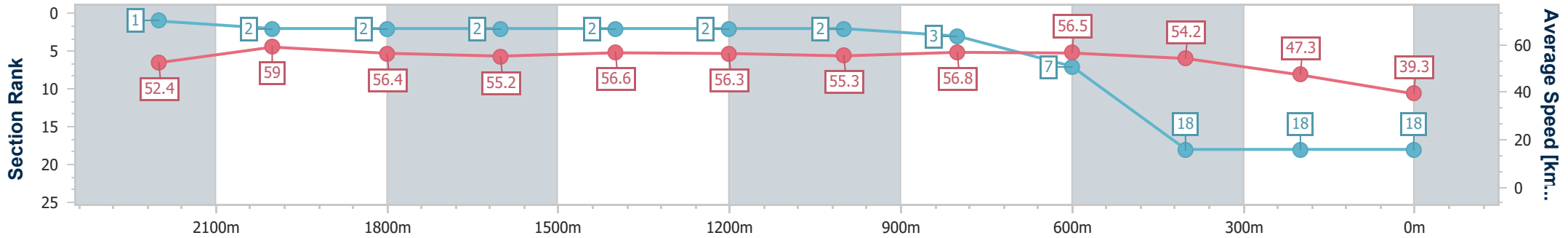
01 June 2024 - 15:53

Track Rating: Soft 6, Weather: Overcast, Rail Position: True Entire Course



BRISBANE RACING CLUB

Section	Overall	2200m	2000m	1800m	1600m	1400m	1200m	1000m	800m	600m	400m	200m
Section Times	2:42.98 [18] (0:13.74)	2:29.24 [1] (0:12.18)	2:17.06 [2] (0:12.73)	2:04.33 [2] (0:13.12)	1:51.21 [2] (0:12.87)	1:38.34 [2] (0:12.81)	1:25.53 [2] (0:12.98)	1:12.55 [2] (0:12.68)	0:59.87 [3] (0:12.72)	0:47.15 [7] (0:13.51)	0:33.64 [18] (0:15.23)	0:18.41 [18] (0:18.41)
Average Speed [km/h]	52.4	59.0	56.4	55.2	56.6	56.3	55.3	56.8	56.5	54.2	47.3	39.3
Top Speed [km/h]	63.0	61.2	58.5	56.2	56.9	57.5	56.5	58.0	58.5	55.2	53.2	42.1
Avg. Dist. to Rail [m]	5.2	0.9	0.8	1.6	2.3	1.8	1.0	0.6	0.5	3.9	4.7	3.2
Avg. Stride Freq. [Hz]	2.3	2.4	2.3	2.3	2.3	2.3	2.3	2.3	2.4	2.3	2.2	2.0
Avg. Stride Length [m]	6.2	6.8	6.7	6.8	6.8	6.8	6.7	6.8	6.7	6.4	6.1	5.3



- [] Ranking at each section and finish
- .-.- No data available at this section
- NA No data available



Eagle Farm QLD Professional

Race 9: MAGIC MILLIONS HELEN COUGHLAN STAKES - 1200m

01 June 2024 - 16:30



BRISBANE
RACING CLUB

Track Rating: Soft 6, Weather: Overcast, Rail Position: True Entire Course

Section												Last 600m		
Field Times		Overall	1000m	800m	600m	400m	200m						0:35.19	
		1:10.96 (0:13.17)	0:57.79 (0:11.33)	0:46.46 (0:11.27)	0:35.19 (0:11.68)	0:23.51 (0:11.32)	0:12.19 (0:12.19)							
Rank	TAB	Horse/Jockey	Barrier	Top Speed [km/h]	Fastest Section							Margin	Distance Travelled [m]	
1	11	CHINNY BOOM Justin Stanley	19	67.9	0:11.13	1:10.96 [1] (0:13.19)	0:57.77 [2] (0:11.31)	0:46.46 [1] (0:11.47)	0:34.99 [2] (0:11.67)	0:23.32 [2] (0:11.13)	0:12.19 [1] (0:12.19)	1:10.96	0:34.99	
2	14	BEZIQUE Craig Williams	18	67.2	0:11.20	1:11.55 [2] (0:13.17)	0:58.38 [1] (0:11.40)	0:46.98 [2] (0:11.20)	0:35.78 [1] (0:11.68)	0:24.10 [1] (0:11.37)	0:12.73 [2] (0:12.73)	3.48L	0:35.78	-4
3	3	BUBBLE ROCK Nash Rawiller	15	67.0	0:11.24	1:11.73 [3] (0:13.47)	0:58.26 [3] (0:11.24)	0:47.02 [3] (0:11.42)	0:35.60 [3] (0:11.79)	0:23.81 [4] (0:11.46)	0:12.35 [6] (0:12.35)	4.52L	0:35.60	+0
4	4	COEUR VOLANTE Blake Shinn	7	67.0	0:11.12	1:11.76 [4] (0:13.83)	0:57.93 [12] (0:11.50)	0:46.43 [12] (0:11.41)	0:35.02 [12] (0:11.74)	0:23.28 [13] (0:11.12)	0:12.16 [12] (0:12.16)	4.71L	0:35.02	+1
5	12	MISS HELLFIRE Jason Collett	16	66.8	0:11.37	1:11.85 [5] (0:13.53)	0:58.32 [6] (0:11.40)	0:46.92 [6] (0:11.41)	0:35.51 [5] (0:11.63)	0:23.88 [6] (0:11.37)	0:12.51 [3] (0:12.51)	5.23L	0:35.51	+3
6	2	COMRADE ROSA Ryan Maloney	3	65.8	0:11.26	1:11.89 [6] (0:13.69)	0:58.20 [9] (0:11.36)	0:46.84 [8] (0:11.38)	0:35.46 [8] (0:11.66)	0:23.80 [9] (0:11.26)	0:12.54 [4] (0:12.54)	5.48L	0:35.46	-4
7	1	REVOLUTIONARY MISS Michael Dee	13	66.9	0:11.28	1:12.01 [7] (0:13.71)	0:58.30 [10] (0:11.45)	0:46.85 [10] (0:11.36)	0:35.49 [10] (0:11.56)	0:23.93 [8] (0:11.28)	0:12.65 [5] (0:12.65)	6.18L	0:35.49	+0
8	19	MOESHA Jamie Kah	6	66.0	0:11.24	1:12.03 [8] (0:13.77)	0:58.26 [11] (0:11.46)	0:46.80 [11] (0:11.38)	0:35.42 [11] (0:11.60)	0:23.82 [11] (0:11.24)	0:12.58 [8] (0:12.58)	6.31L	0:35.42	-6
9	16	BLUE SPINEL Angela Jones	17	67.0	0:10.96	1:12.06 [9] (0:14.10)	0:57.96 [17] (0:11.72)	0:46.24 [17] (0:11.42)	0:34.82 [17] (0:11.57)	0:23.25 [17] (0:10.96)	0:12.29 [15] (0:12.29)	6.47L	0:34.82	+1
10	13	ENTERPRISE POMME Andrew Mallyon	9	65.5	0:11.37	1:12.08 [10] (0:13.59)	0:58.49 [8] (0:11.52)	0:46.97 [9] (0:11.37)	0:35.60 [9] (0:11.59)	0:24.01 [7] (0:11.44)	0:12.57 [10] (0:12.57)	6.59L	0:35.60	-2

Scratched: Burning Bell (#21), Rolling Rock (#22), Junqueira (#17), Vienna Princess (#5), Dashing Legend (#8)

[] Ranking at each section and finish
 -:-:- No data available at this section
 NA No data available

SCN Saddle cloth number
 DNF Did not finish
 DNT Did not track



Eagle Farm QLD Professional

Race 9: MAGIC MILLIONS HELEN COUGHLAN STAKES - 1200m

01 June 2024 - 16:30



BRISBANE
RACING CLUB

Track Rating: Soft 6, Weather: Overcast, Rail Position: True Entire Course

Section		Overall	1000m	800m	600m	400m	200m	Last 600m					
Field Times		1:10.96 (0:13.17)	0:57.79 (0:11.33)	0:46.46 (0:11.27)	0:35.19 (0:11.68)	0:23.51 (0:11.32)	0:12.19 (0:12.19)	0:35.19					
Rank	TAB Horse/Jockey	Barrier	Top Speed [km/h]	Fastest Section						Margin	Distance Travelled [m]		
11	7 ESSONNE Jim Byrne	10	67.1 800m	0:11.20 400m	1:12.16 [11] (0:13.96)	0:58.20 [14] (0:11.44)	0:46.76 [13] (0:11.37)	0:35.39 [13] (0:11.59)	0:23.80 [12] (0:11.20)	0:12.60 [11] (0:12.60)	7.05L	0:35.39	+4
12	18 HIP HIP HURRAH Kyle Wilson-Taylor	12	66.6 400m	0:11.08 400m	1:12.18 [12] (0:13.95)	0:58.23 [13] (0:11.59)	0:46.64 [15] (0:11.39)	0:35.25 [15] (0:11.60)	0:23.65 [16] (0:11.08)	0:12.57 [13] (0:12.57)	7.17L	0:35.25	+0
13	6 AUREUS ANGEL Damien Thornton	21	66.3 600m	0:11.26 400m	1:12.36 [13] (0:13.98)	0:58.38 [15] (0:11.75)	0:46.63 [16] (0:11.30)	0:35.33 [16] (0:11.46)	0:23.87 [14] (0:11.26)	0:12.61 [14] (0:12.61)	8.25L	0:35.33	+4
14	15 LADY OF LUXURY Rachel King	2	65.6 1000m	0:11.39 800m	1:12.55 [14] (0:13.99)	0:58.56 [16] (0:11.41)	0:47.15 [13] (0:11.39)	0:35.76 [14] (0:11.71)	0:24.05 [15] (0:11.41)	0:12.64 [16] (0:12.64)	9.37L	0:35.76	-6
15	9 GREY RIVER John Allen	4	65.5 Overall	0:11.40 1000m	1:12.58 [15] (0:13.49)	0:59.09 [4] (0:11.40)	0:47.69 [4] (0:11.40)	0:36.29 [4] (0:11.53)	0:24.76 [3] (0:11.59)	0:13.17 [7] (0:13.17)	9.57L	0:36.29	-12
16	20 MAID TO FIT James Orman	8	65.5 Overall	0:11.37 800m	1:12.62 [16] (0:13.49)	0:59.13 [5] (0:11.50)	0:47.63 [7] (0:11.37)	0:36.26 [6] (0:11.58)	0:24.68 [5] (0:11.56)	0:13.12 [9] (0:13.12)	9.77L	0:36.26	-6
17	10 FACILE Tim Clark	1	65.0 1000m	0:11.38 1000m	1:13.76 [17] (0:13.55)	1:00.21 [7] (0:11.38)	0:48.83 [5] (0:11.48)	0:37.35 [7] (0:11.74)	0:25.61 [10] (0:11.86)	0:13.75 [17] (0:13.75)	16.47L	0:37.35	-14

Scratched: Burning Bell (#21), Rolling Rock (#22), Junqueira (#17), Vienna Princess (#5), Dashing Legend (#8)



Horse/Jockey Name	Chinny Boom
Final Rank	1
Fastest Section Time (Section)	0:11.13 (400m)
Top Speed [km/h] (Section)	67.9 (Overall)
Race State	Finished



Eagle Farm QLD Professional
Race 9: MAGIC MILLIONS HELEN COUGHLAN STAKES - 1200m

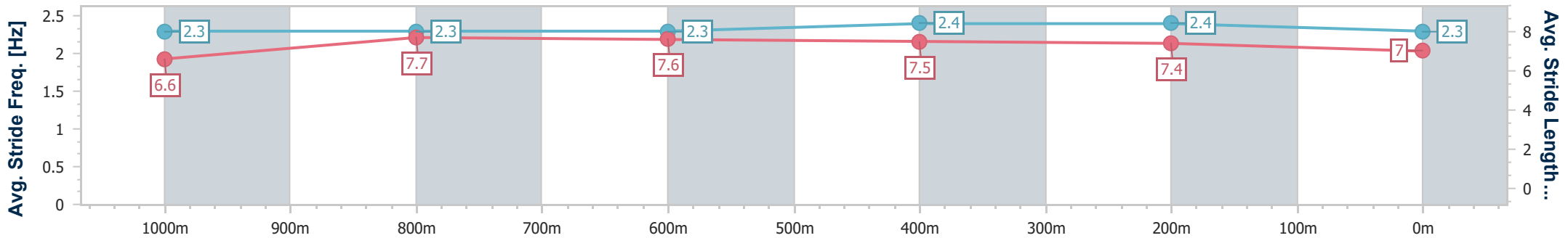
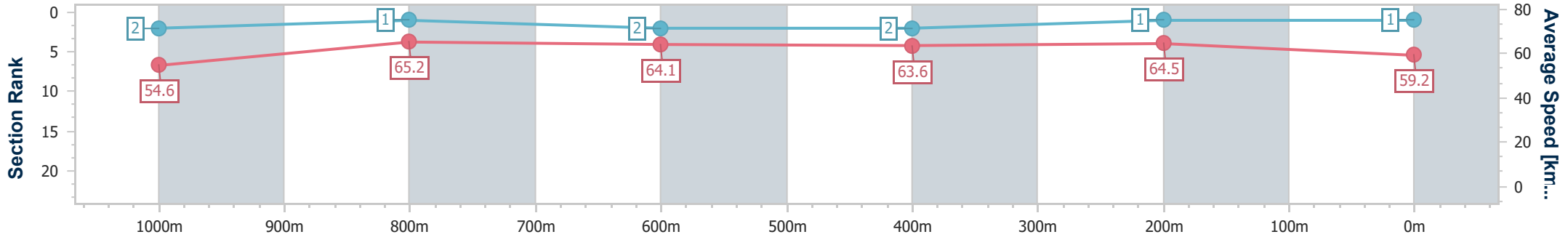
01 June 2024 - 16:30

Track Rating: Soft 6, Weather: Overcast, Rail Position: True Entire Course



BRISBANE RACING CLUB

Section	Overall	1000m	800m	600m	400m	200m
Section Times	1:10.96 [1] (0:13.19)	0:57.77 [2] (0:11.31)	0:46.46 [1] (0:11.47)	0:34.99 [2] (0:11.67)	0:23.32 [2] (0:11.13)	0:12.19 [1] (0:12.19)
Average Speed [km/h]	54.6	65.2	64.1	63.6	64.5	59.2
Top Speed [km/h]	67.9	66.0	66.3	65.5	65.9	63.2
Avg. Dist. to Rail [m]	11.2	4.4	4.8	5.6	9.4	11.6
Avg. Stride Freq. [Hz]	2.3	2.3	2.3	2.4	2.4	2.3
Avg. Stride Length [m]	6.6	7.7	7.6	7.5	7.4	7.0



- [] Ranking at each section and finish
- .-.- No data available at this section
- NA No data available



Horse/Jockey Name	Bezique
Final Rank	2
Fastest Section Time (Section)	0:11.20 (800m)
Top Speed [km/h] (Section)	67.2 (Overall)
Race State	Finished



Eagle Farm QLD Professional
Race 9: MAGIC MILLIONS HELEN COUGHLAN STAKES - 1200m

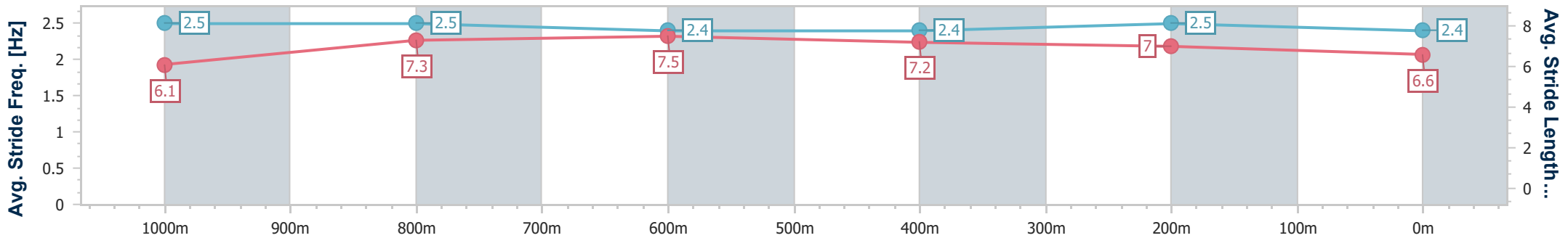
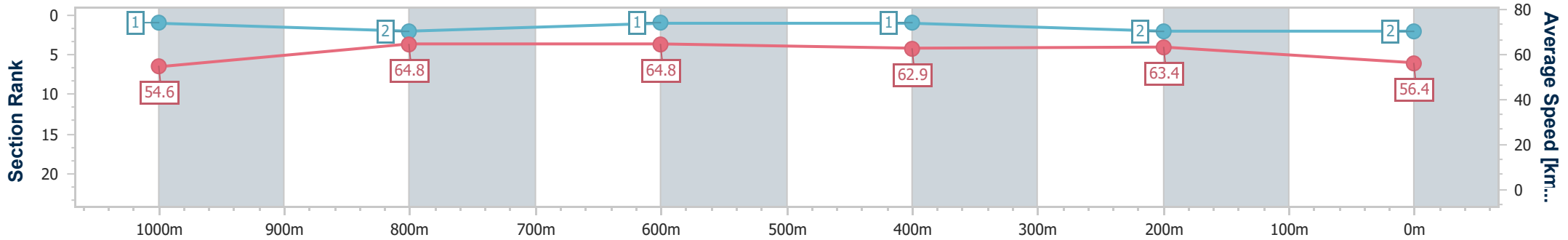
01 June 2024 - 16:30

Track Rating: Soft 6, Weather: Overcast, Rail Position: True Entire Course



BRISBANE RACING CLUB

Section	Overall	1000m	800m	600m	400m	200m
Section Times	1:11.55 [2] (0:13.17)	0:58.38 [1] (0:11.40)	0:46.98 [2] (0:11.20)	0:35.78 [1] (0:11.68)	0:24.10 [1] (0:11.37)	0:12.73 [2] (0:12.73)
Average Speed [km/h]	54.6	64.8	64.8	62.9	63.4	56.4
Top Speed [km/h]	67.2	66.3	65.9	64.4	64.6	60.9
Avg. Dist. to Rail [m]	10.2	3.9	2.3	4.4	9.0	11.6
Avg. Stride Freq. [Hz]	2.5	2.5	2.4	2.4	2.5	2.4
Avg. Stride Length [m]	6.1	7.3	7.5	7.2	7.0	6.6



- [] Ranking at each section and finish
- .-.- No data available at this section
- NA No data available



Horse/Jockey Name	Bubble Rock
Final Rank	3
Fastest Section Time (Section)	0:11.24 (1000m)
Top Speed [km/h] (Section)	67.0 (1000m)
Race State	Finished



Eagle Farm QLD Professional
Race 9: MAGIC MILLIONS HELEN COUGHLAN STAKES - 1200m

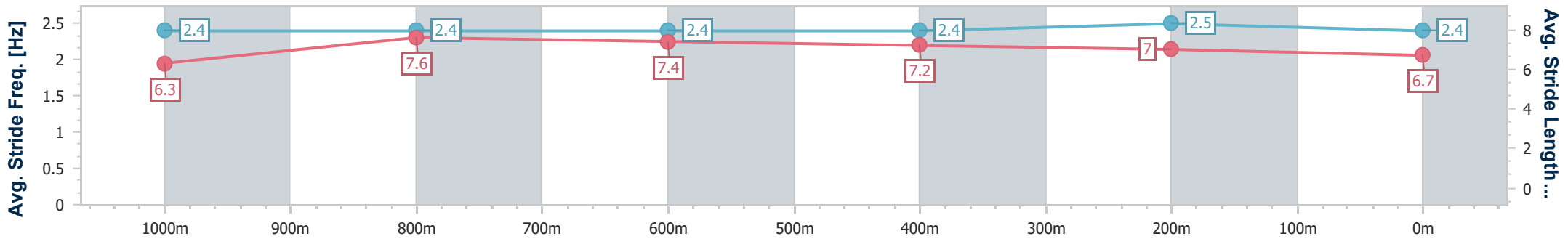
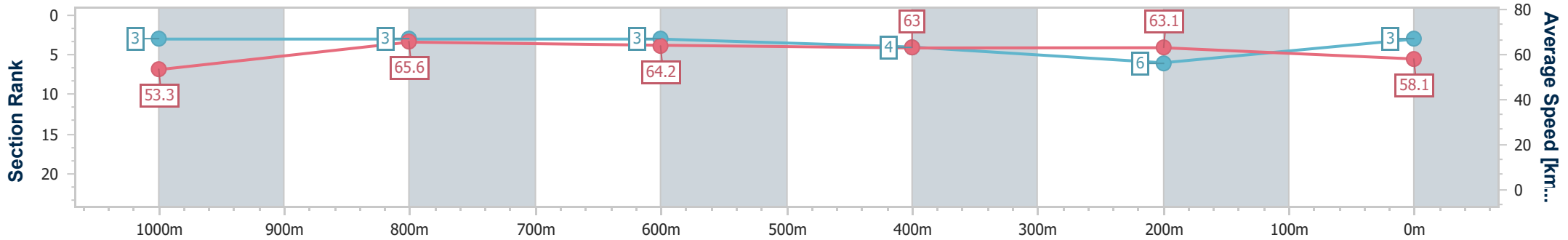
01 June 2024 - 16:30

Track Rating: Soft 6, Weather: Overcast, Rail Position: True Entire Course



BRISBANE RACING CLUB

Section	Overall	1000m	800m	600m	400m	200m
Section Times	1:11.73 [3] (0:13.47)	0:58.26 [3] (0:11.24)	0:47.02 [3] (0:11.42)	0:35.60 [3] (0:11.79)	0:23.81 [4] (0:11.46)	0:12.35 [6] (0:12.35)
Average Speed [km/h]	53.3	65.6	64.2	63.0	63.1	58.1
Top Speed [km/h]	66.9	67.0	65.9	64.5	64.2	61.0
Avg. Dist. to Rail [m]	7.7	4.5	4.0	6.4	13.2	14.0
Avg. Stride Freq. [Hz]	2.4	2.4	2.4	2.4	2.5	2.4
Avg. Stride Length [m]	6.3	7.6	7.4	7.2	7.0	6.7



- [] Ranking at each section and finish
- .-.- No data available at this section
- NA No data available



Horse/Jockey Name	Coeur Volante
Final Rank	4
Fastest Section Time (Section)	0:11.12 (400m)
Top Speed [km/h] (Section)	67.0 (400m)
Race State	Finished



Eagle Farm QLD Professional
Race 9: MAGIC MILLIONS HELEN COUGHLAN STAKES - 1200m

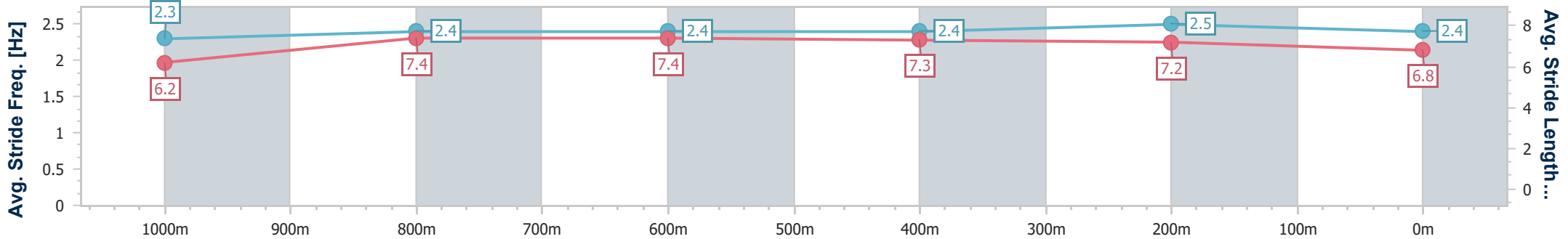
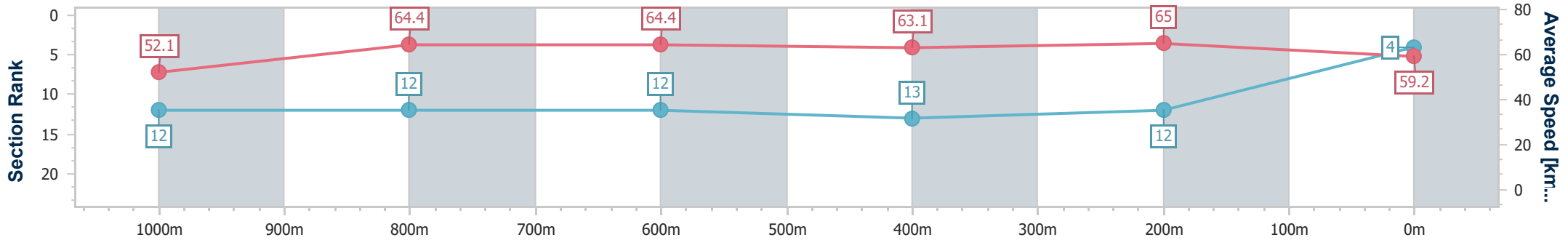
01 June 2024 - 16:30

Track Rating: Soft 6, Weather: Overcast, Rail Position: True Entire Course



BRISBANE RACING CLUB

Section	Overall	1000m	800m	600m	400m	200m
Section Times	1:11.76 [4] (0:13.83)	0:57.93 [12] (0:11.50)	0:46.43 [12] (0:11.41)	0:35.02 [12] (0:11.74)	0:23.28 [13] (0:11.12)	0:12.16 [12] (0:12.16)
Average Speed [km/h]	52.1	64.4	64.4	63.1	65.0	59.2
Top Speed [km/h]	65.8	65.5	65.4	64.8	67.0	62.9
Avg. Dist. to Rail [m]	5.1	5.5	4.8	5.7	13.4	16.6
Avg. Stride Freq. [Hz]	2.3	2.4	2.4	2.4	2.5	2.4
Avg. Stride Length [m]	6.2	7.4	7.4	7.3	7.2	6.8



- [] Ranking at each section and finish
- .-.- No data available at this section
- NA No data available



Horse/Jockey Name	Miss Hellfire
Final Rank	5
Fastest Section Time (Section)	0:11.37 (400m)
Top Speed [km/h] (Section)	66.8 (1000m)
Race State	Finished



Eagle Farm QLD Professional
Race 9: MAGIC MILLIONS HELEN COUGHLAN STAKES - 1200m

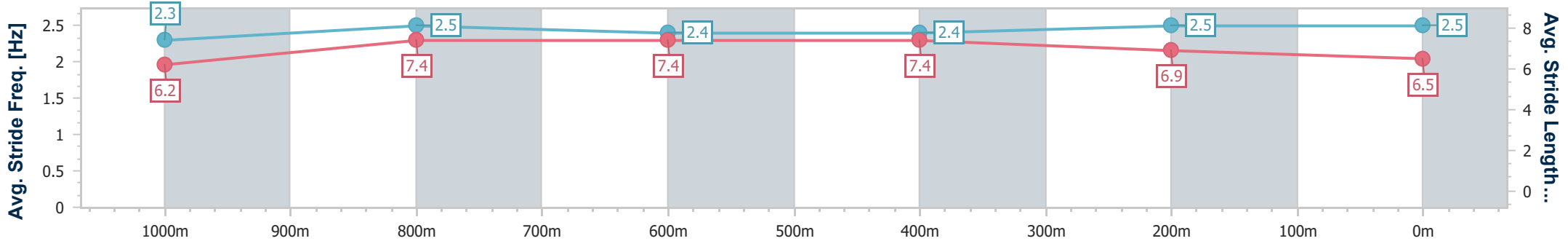
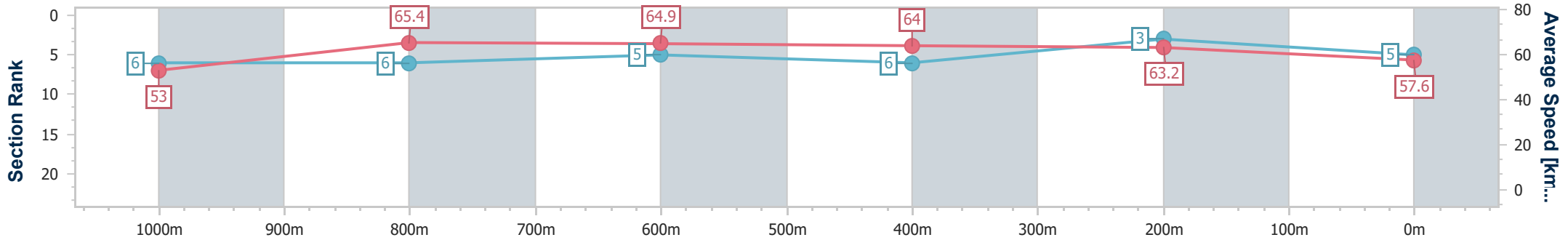
01 June 2024 - 16:30

Track Rating: Soft 6, Weather: Overcast, Rail Position: True Entire Course



BRISBANE RACING CLUB

Section	Overall	1000m	800m	600m	400m	200m
Section Times	1:11.85 [5] (0:13.53)	0:58.32 [6] (0:11.40)	0:46.92 [6] (0:11.41)	0:35.51 [5] (0:11.63)	0:23.88 [6] (0:11.37)	0:12.51 [3] (0:12.51)
Average Speed [km/h]	53.0	65.4	64.9	64.0	63.2	57.6
Top Speed [km/h]	65.5	66.8	66.0	65.3	64.4	61.1
Avg. Dist. to Rail [m]	9.3	6.4	5.9	6.2	13.4	14.6
Avg. Stride Freq. [Hz]	2.3	2.5	2.4	2.4	2.5	2.5
Avg. Stride Length [m]	6.2	7.4	7.4	7.4	6.9	6.5



- [] Ranking at each section and finish
- .-.- No data available at this section
- NA No data available



Horse/Jockey Name	Comrade Rosa
Final Rank	6
Fastest Section Time (Section)	0:11.26 (400m)
Top Speed [km/h] (Section)	65.8 (Overall)
Race State	Finished



Eagle Farm QLD Professional
Race 9: MAGIC MILLIONS HELEN COUGHLAN STAKES - 1200m

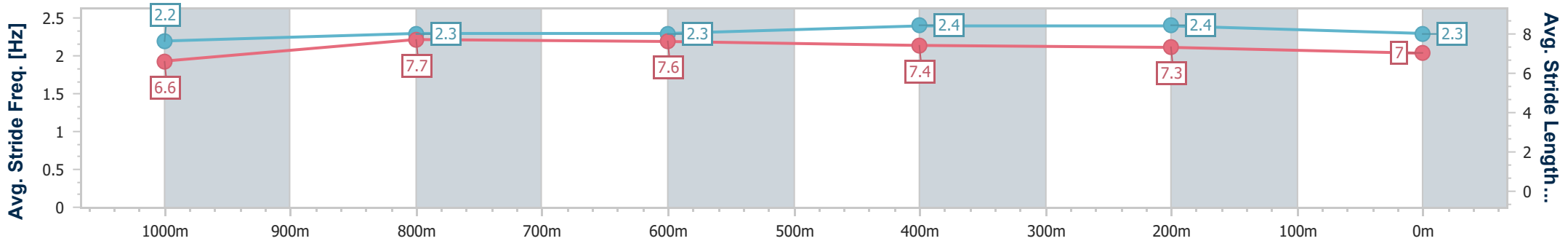
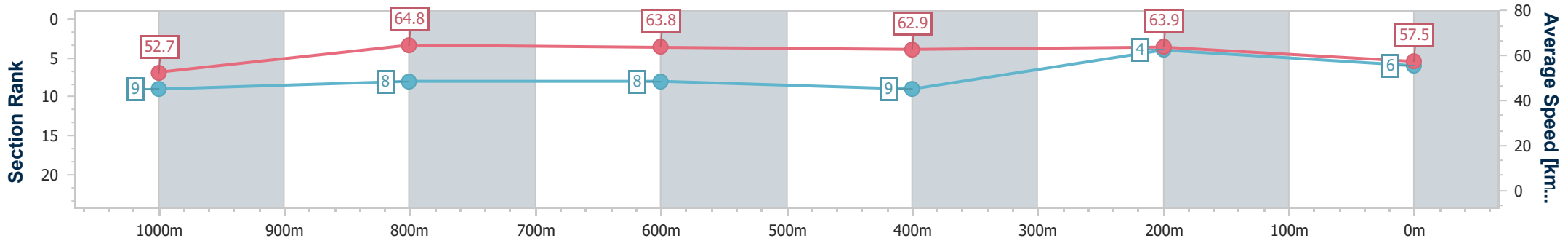
01 June 2024 - 16:30

Track Rating: Soft 6, Weather: Overcast, Rail Position: True Entire Course



BRISBANE RACING CLUB

Section	Overall	1000m	800m	600m	400m	200m
Section Times	1:11.89 [6] (0:13.69)	0:58.20 [9] (0:11.36)	0:46.84 [8] (0:11.38)	0:35.46 [8] (0:11.66)	0:23.80 [9] (0:11.26)	0:12.54 [4] (0:12.54)
Average Speed [km/h]	52.7	64.8	63.8	62.9	63.9	57.5
Top Speed [km/h]	65.8	65.8	65.3	65.0	65.1	62.1
Avg. Dist. to Rail [m]	2.6	3.7	3.0	3.5	9.2	11.0
Avg. Stride Freq. [Hz]	2.2	2.3	2.3	2.4	2.4	2.3
Avg. Stride Length [m]	6.6	7.7	7.6	7.4	7.3	7.0



- [] Ranking at each section and finish
- .-.- No data available at this section
- NA No data available



Horse/Jockey Name	Revolutionary Miss
Final Rank	7
Fastest Section Time (Section)	0:11.28 (400m)
Top Speed [km/h] (Section)	66.9 (1000m)
Race State	Finished

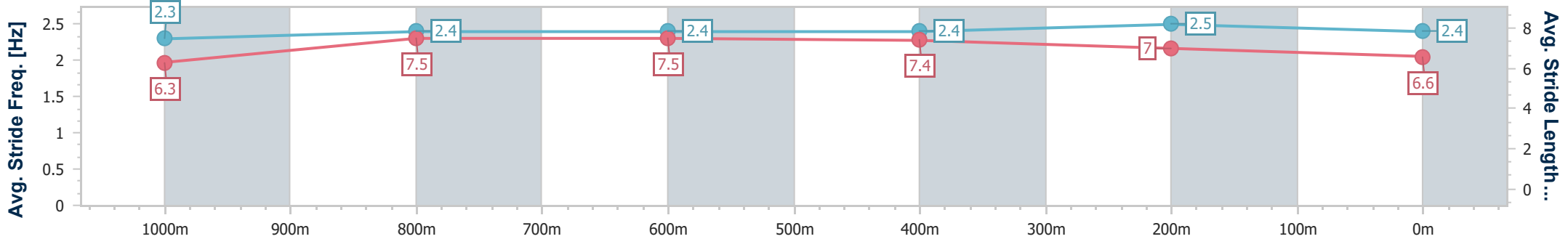
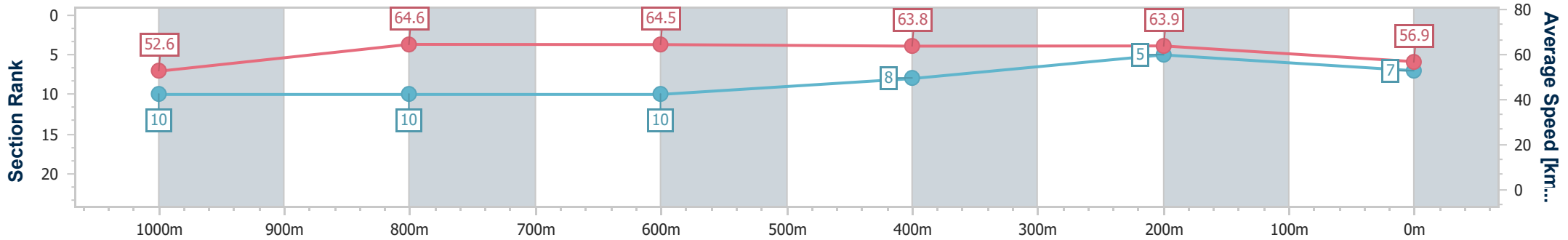


Eagle Farm QLD Professional
 Race 9: MAGIC MILLIONS HELEN COUGHLAN STAKES - 1200m
 01 June 2024 - 16:30
 Track Rating: Soft 6, Weather: Overcast, Rail Position: True Entire Course



BRISBANE RACING CLUB

Section	Overall	1000m	800m	600m	400m	200m
Section Times	1:12.01 [7] (0:13.71)	0:58.30 [10] (0:11.45)	0:46.85 [10] (0:11.36)	0:35.49 [10] (0:11.56)	0:23.93 [8] (0:11.28)	0:12.65 [5] (0:12.65)
Average Speed [km/h]	52.6	64.6	64.5	63.8	63.9	56.9
Top Speed [km/h]	65.2	66.9	65.3	64.8	65.7	61.3
Avg. Dist. to Rail [m]	7.5	5.6	3.8	4.7	13.2	14.3
Avg. Stride Freq. [Hz]	2.3	2.4	2.4	2.4	2.5	2.4
Avg. Stride Length [m]	6.3	7.5	7.5	7.4	7.0	6.6



- [] Ranking at each section and finish
- .-.- No data available at this section
- NA No data available



Horse/Jockey Name	Moesha
Final Rank	8
Fastest Section Time (Section)	0:11.24 (400m)
Top Speed [km/h] (Section)	66.0 (Overall)
Race State	Finished



Eagle Farm QLD Professional
Race 9: MAGIC MILLIONS HELEN COUGHLAN STAKES - 1200m

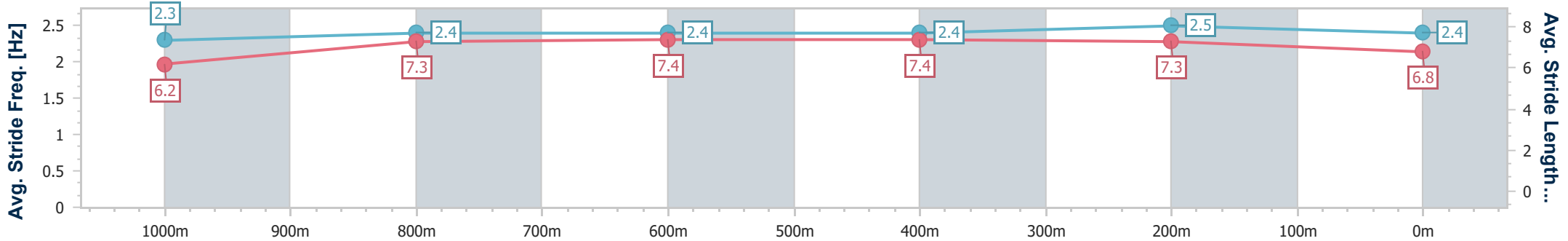
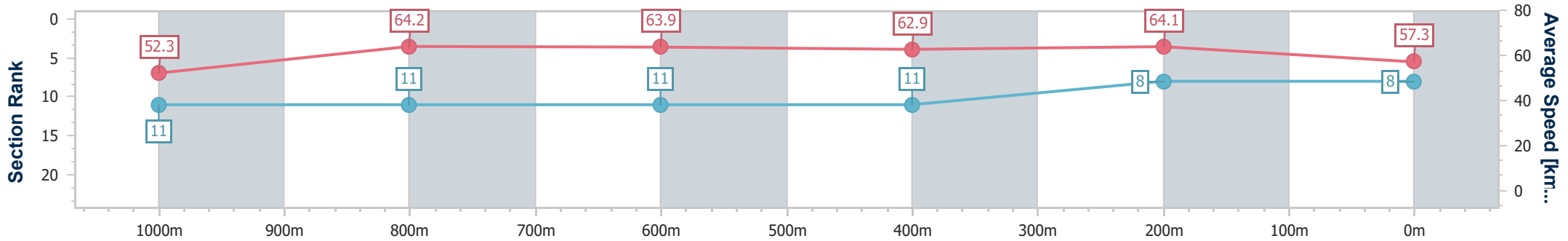
01 June 2024 - 16:30

Track Rating: Soft 6, Weather: Overcast, Rail Position: True Entire Course



BRISBANE RACING CLUB

Section	Overall	1000m	800m	600m	400m	200m
Section Times	1:12.03 [8] (0:13.77)	0:58.26 [11] (0:11.46)	0:46.80 [11] (0:11.38)	0:35.42 [11] (0:11.60)	0:23.82 [11] (0:11.24)	0:12.58 [8] (0:12.58)
Average Speed [km/h]	52.3	64.2	63.9	62.9	64.1	57.3
Top Speed [km/h]	66.0	65.8	65.9	65.6	65.7	60.7
Avg. Dist. to Rail [m]	3.9	3.9	2.3	2.7	6.8	8.6
Avg. Stride Freq. [Hz]	2.3	2.4	2.4	2.4	2.5	2.4
Avg. Stride Length [m]	6.2	7.3	7.4	7.4	7.3	6.8



- [] Ranking at each section and finish
- .-.- No data available at this section
- NA No data available



Horse/Jockey Name	Blue Spinel
Final Rank	9
Fastest Section Time (Section)	0:10.96 (400m)
Top Speed [km/h] (Section)	67.0 (400m)
Race State	Finished



Eagle Farm QLD Professional
Race 9: MAGIC MILLIONS HELEN COUGHLAN STAKES - 1200m

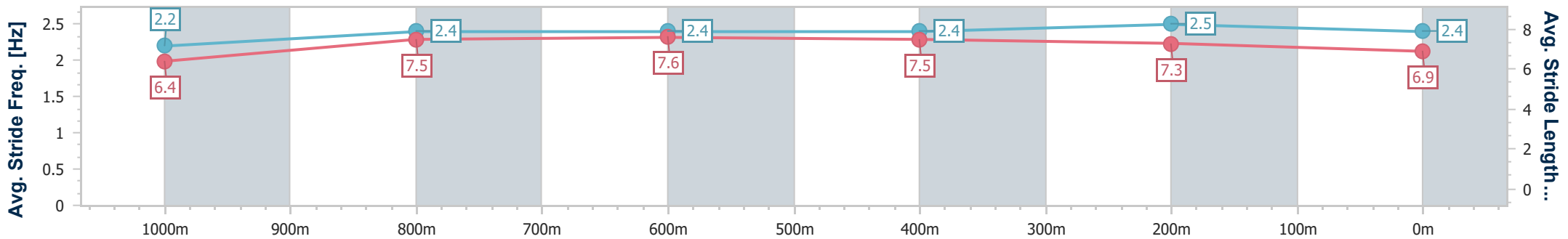
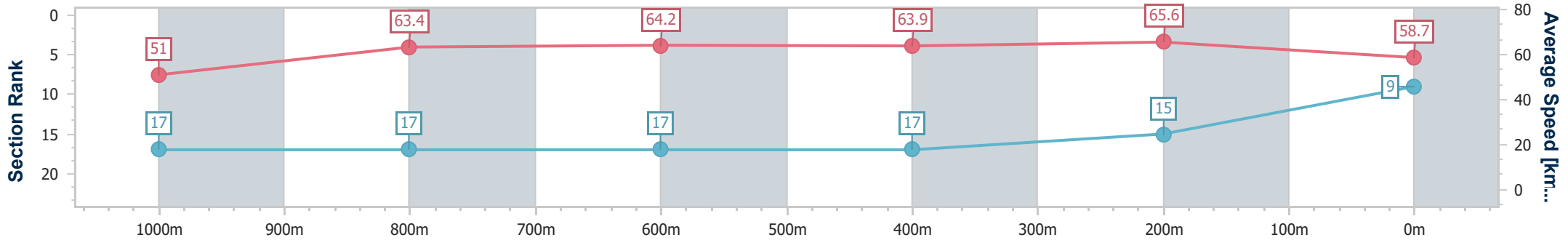
01 June 2024 - 16:30

Track Rating: Soft 6, Weather: Overcast, Rail Position: True Entire Course



BRISBANE RACING CLUB

Section	Overall	1000m	800m	600m	400m	200m
Section Times	1:12.06 [9] (0:14.10)	0:57.96 [17] (0:11.72)	0:46.24 [17] (0:11.42)	0:34.82 [17] (0:11.57)	0:23.25 [17] (0:10.96)	0:12.29 [15] (0:12.29)
Average Speed [km/h]	51.0	63.4	64.2	63.9	65.6	58.7
Top Speed [km/h]	64.3	65.5	65.6	66.3	67.0	63.2
Avg. Dist. to Rail [m]	9.5	5.6	4.3	5.0	10.5	10.8
Avg. Stride Freq. [Hz]	2.2	2.4	2.4	2.4	2.5	2.4
Avg. Stride Length [m]	6.4	7.5	7.6	7.5	7.3	6.9



- [] Ranking at each section and finish
- .-.- No data available at this section
- NA No data available



Horse/Jockey Name	Enterprise Pomme
Final Rank	10
Fastest Section Time (Section)	0:11.37 (800m)
Top Speed [km/h] (Section)	65.5 (800m)
Race State	Finished

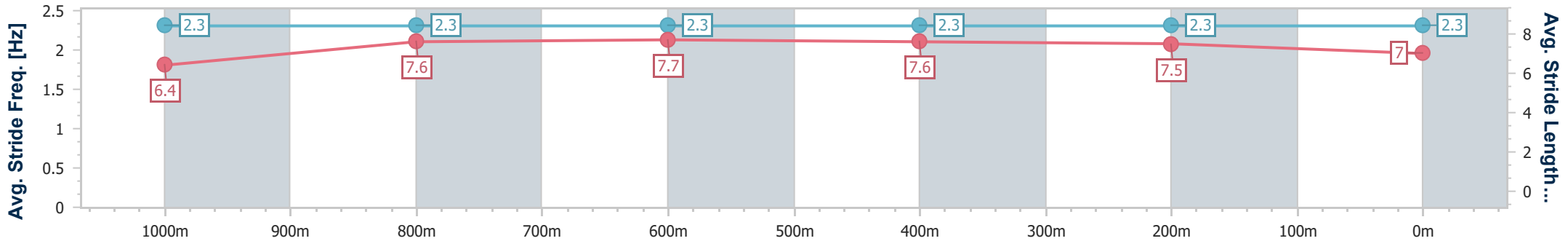
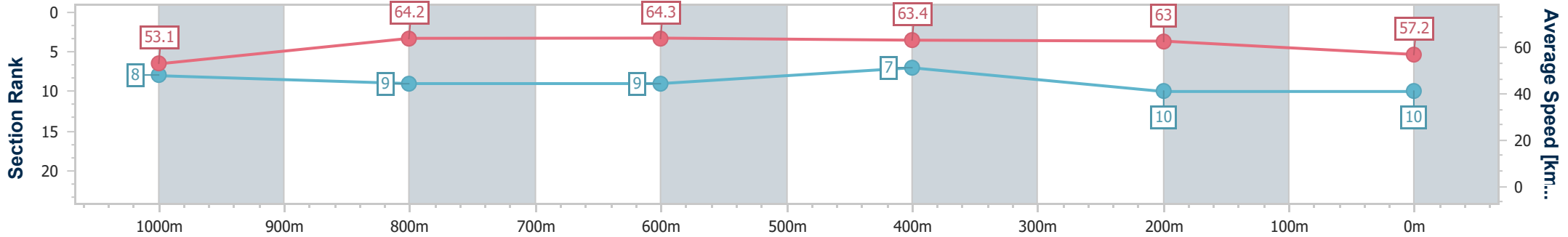


Eagle Farm QLD Professional
 Race 9: MAGIC MILLIONS HELEN COUGHLAN STAKES - 1200m
 01 June 2024 - 16:30
 Track Rating: Soft 6, Weather: Overcast, Rail Position: True Entire Course



BRISBANE RACING CLUB

Section	Overall	1000m	800m	600m	400m	200m
Section Times	1:12.08 [10] (0:13.59)	0:58.49 [8] (0:11.52)	0:46.97 [9] (0:11.37)	0:35.60 [9] (0:11.59)	0:24.01 [7] (0:11.44)	0:12.57 [10] (0:12.57)
Average Speed [km/h]	53.1	64.2	64.3	63.4	63.0	57.2
Top Speed [km/h]	65.5	65.4	65.5	64.9	64.9	60.3
Avg. Dist. to Rail [m]	5.5	4.8	3.7	4.4	10.7	12.7
Avg. Stride Freq. [Hz]	2.3	2.3	2.3	2.3	2.3	2.3
Avg. Stride Length [m]	6.4	7.6	7.7	7.6	7.5	7.0



- [] Ranking at each section and finish
- .-.- No data available at this section
- NA No data available



Horse/Jockey Name	Essonne
Final Rank	11
Fastest Section Time (Section)	0:11.20 (400m)
Top Speed [km/h] (Section)	67.1 (800m)
Race State	Finished



Eagle Farm QLD Professional
Race 9: MAGIC MILLIONS HELEN COUGHLAN STAKES - 1200m

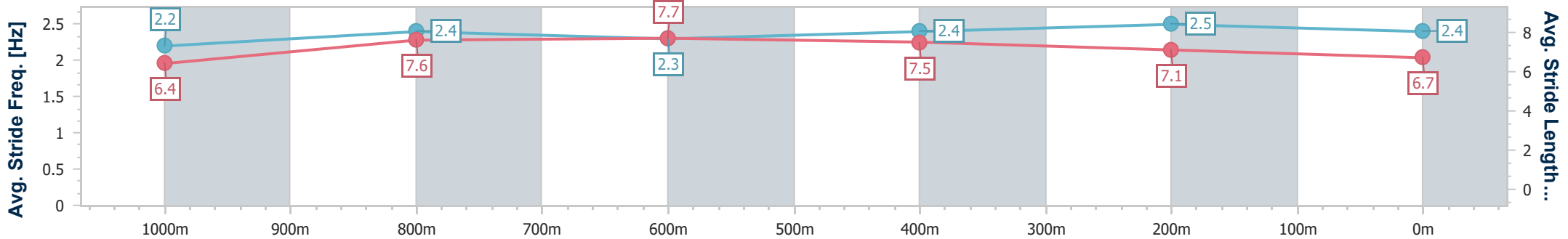
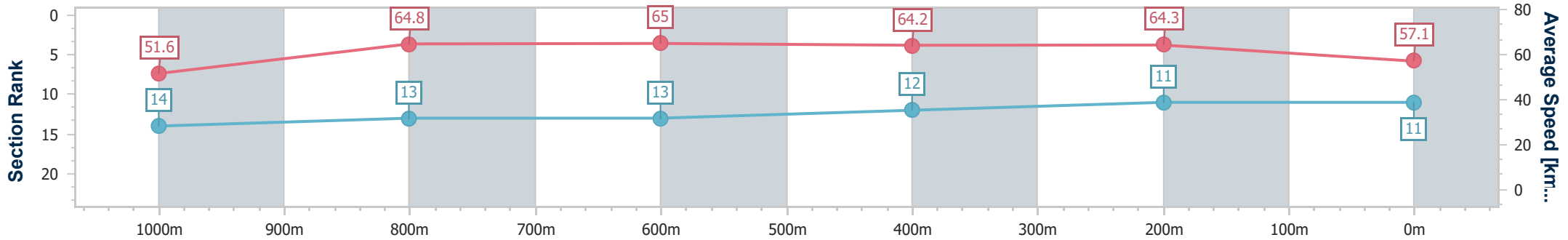
01 June 2024 - 16:30

Track Rating: Soft 6, Weather: Overcast, Rail Position: True Entire Course



BRISBANE RACING CLUB

Section	Overall	1000m	800m	600m	400m	200m
Section Times	1:12.16 [11] (0:13.96)	0:58.20 [14] (0:11.44)	0:46.76 [13] (0:11.37)	0:35.39 [13] (0:11.59)	0:23.80 [12] (0:11.20)	0:12.60 [11] (0:12.60)
Average Speed [km/h]	51.6	64.8	65.0	64.2	64.3	57.1
Top Speed [km/h]	65.8	67.0	67.1	65.3	66.1	60.5
Avg. Dist. to Rail [m]	7.0	5.9	5.6	6.6	14.5	16.3
Avg. Stride Freq. [Hz]	2.2	2.4	2.3	2.4	2.5	2.4
Avg. Stride Length [m]	6.4	7.6	7.7	7.5	7.1	6.7



- [] Ranking at each section and finish
- .-.- No data available at this section
- NA No data available



Horse/Jockey Name	Hip Hip Hurrah
Final Rank	12
Fastest Section Time (Section)	0:11.08 (400m)
Top Speed [km/h] (Section)	66.6 (400m)
Race State	Finished



Eagle Farm QLD Professional
Race 9: MAGIC MILLIONS HELEN COUGHLAN STAKES - 1200m

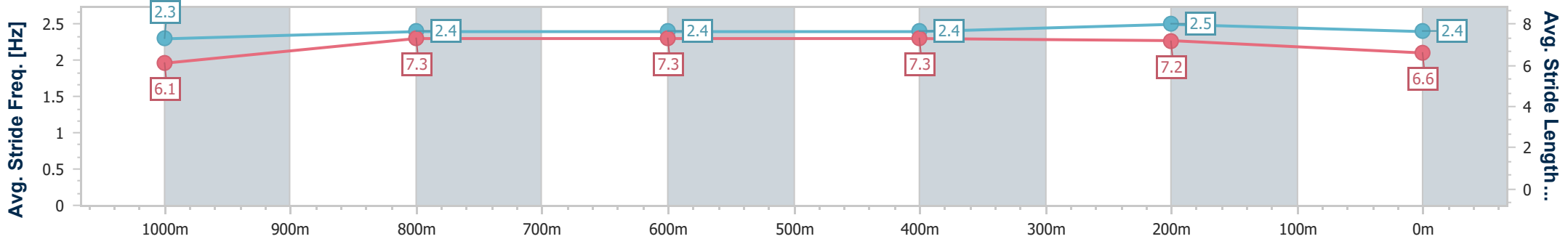
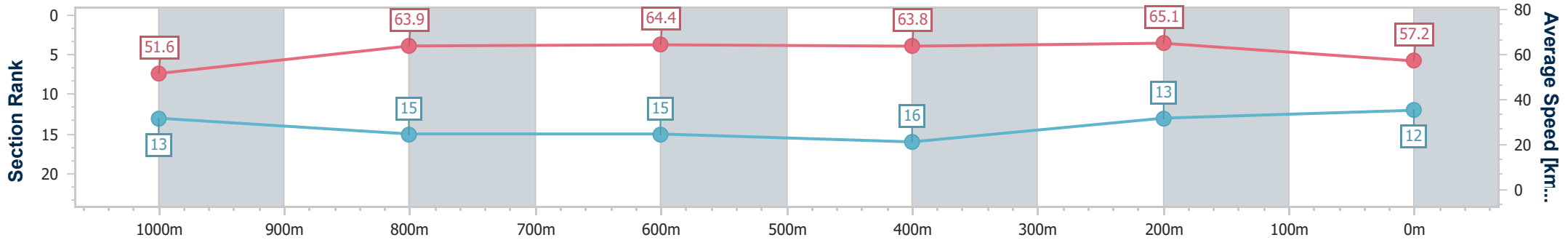
01 June 2024 - 16:30

Track Rating: Soft 6, Weather: Overcast, Rail Position: True Entire Course



BRISBANE RACING CLUB

Section	Overall	1000m	800m	600m	400m	200m
Section Times	1:12.18 [12] (0:13.95)	0:58.23 [13] (0:11.59)	0:46.64 [15] (0:11.39)	0:35.25 [15] (0:11.60)	0:23.65 [16] (0:11.08)	0:12.57 [13] (0:12.57)
Average Speed [km/h]	51.6	63.9	64.4	63.8	65.1	57.2
Top Speed [km/h]	63.9	65.6	65.7	65.5	66.6	61.6
Avg. Dist. to Rail [m]	7.1	5.2	3.9	5.6	14.2	17.9
Avg. Stride Freq. [Hz]	2.3	2.4	2.4	2.4	2.5	2.4
Avg. Stride Length [m]	6.1	7.3	7.3	7.3	7.2	6.6



- [] Ranking at each section and finish
- .-.- No data available at this section
- NA No data available



Horse/Jockey Name	Aureus Angel
Final Rank	13
Fastest Section Time (Section)	0:11.26 (400m)
Top Speed [km/h] (Section)	66.3 (600m)
Race State	Finished



Eagle Farm QLD Professional
Race 9: MAGIC MILLIONS HELEN COUGHLAN STAKES - 1200m

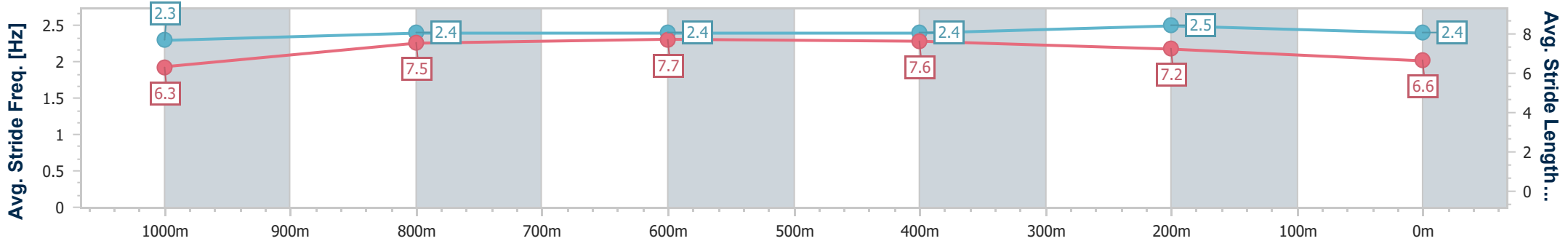
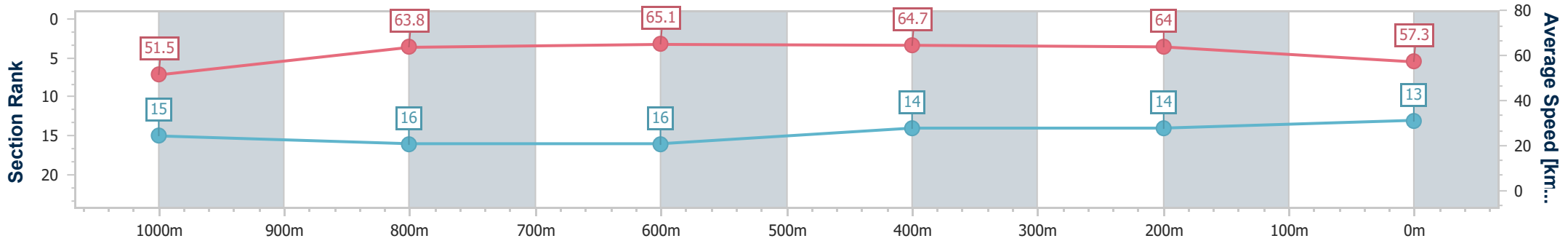
01 June 2024 - 16:30

Track Rating: Soft 6, Weather: Overcast, Rail Position: True Entire Course



BRISBANE RACING CLUB

Section	Overall	1000m	800m	600m	400m	200m
Section Times	1:12.36 [13] (0:13.98)	0:58.38 [15] (0:11.75)	0:46.63 [16] (0:11.30)	0:35.33 [16] (0:11.46)	0:23.87 [14] (0:11.26)	0:12.61 [14] (0:12.61)
Average Speed [km/h]	51.5	63.8	65.1	64.7	64.0	57.3
Top Speed [km/h]	63.3	65.2	66.1	66.3	66.0	61.4
Avg. Dist. to Rail [m]	14.7	7.0	5.1	5.9	15.6	19.7
Avg. Stride Freq. [Hz]	2.3	2.4	2.4	2.4	2.5	2.4
Avg. Stride Length [m]	6.3	7.5	7.7	7.6	7.2	6.6



- [] Ranking at each section and finish
- .-.- No data available at this section
- NA No data available



Horse/Jockey Name	Lady Of Luxury
Final Rank	14
Fastest Section Time (Section)	0:11.39 (800m)
Top Speed [km/h] (Section)	65.6 (1000m)
Race State	Finished

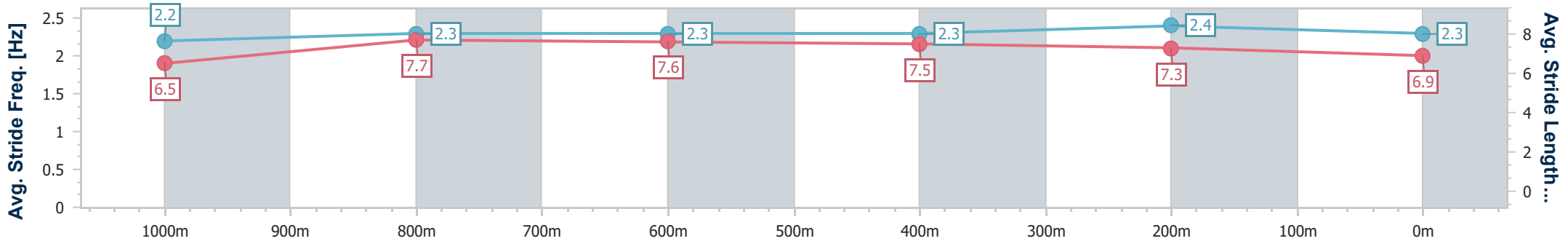
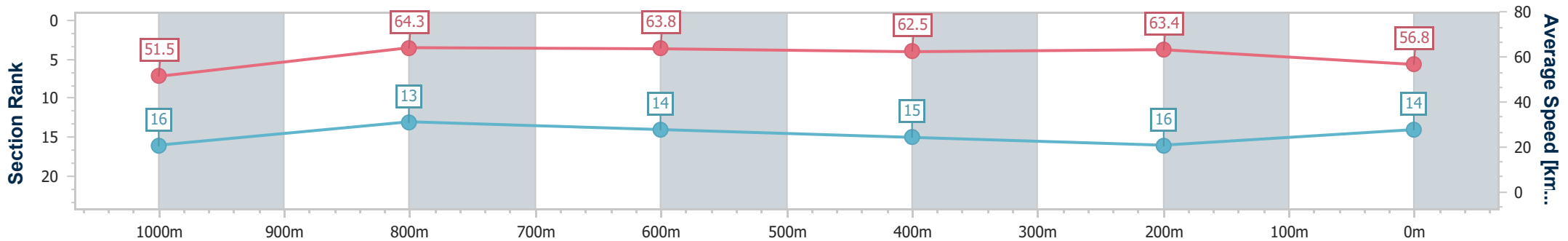


Eagle Farm QLD Professional
 Race 9: MAGIC MILLIONS HELEN COUGHLAN STAKES - 1200m
 01 June 2024 - 16:30
 Track Rating: Soft 6, Weather: Overcast, Rail Position: True Entire Course



BRISBANE RACING CLUB

Section	Overall	1000m	800m	600m	400m	200m
Section Times	1:12.55 [14] (0:13.99)	0:58.56 [16] (0:11.41)	0:47.15 [13] (0:11.39)	0:35.76 [14] (0:11.71)	0:24.05 [15] (0:11.41)	0:12.64 [16] (0:12.64)
Average Speed [km/h]	51.5	64.3	63.8	62.5	63.4	56.8
Top Speed [km/h]	64.4	65.6	65.6	64.1	64.4	60.7
Avg. Dist. to Rail [m]	1.4	3.0	2.9	3.4	8.5	10.7
Avg. Stride Freq. [Hz]	2.2	2.3	2.3	2.3	2.4	2.3
Avg. Stride Length [m]	6.5	7.7	7.6	7.5	7.3	6.9



- [] Ranking at each section and finish
- .-.- No data available at this section
- NA No data available



Horse/Jockey Name	Grey River
Final Rank	15
Fastest Section Time (Section)	0:11.40 (1000m)
Top Speed [km/h] (Section)	65.5 (Overall)
Race State	Finished



Eagle Farm QLD Professional
Race 9: MAGIC MILLIONS HELEN COUGHLAN STAKES - 1200m

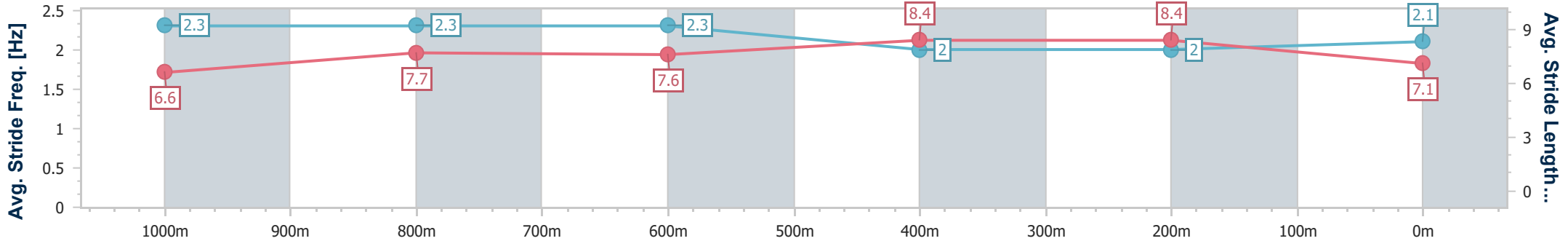
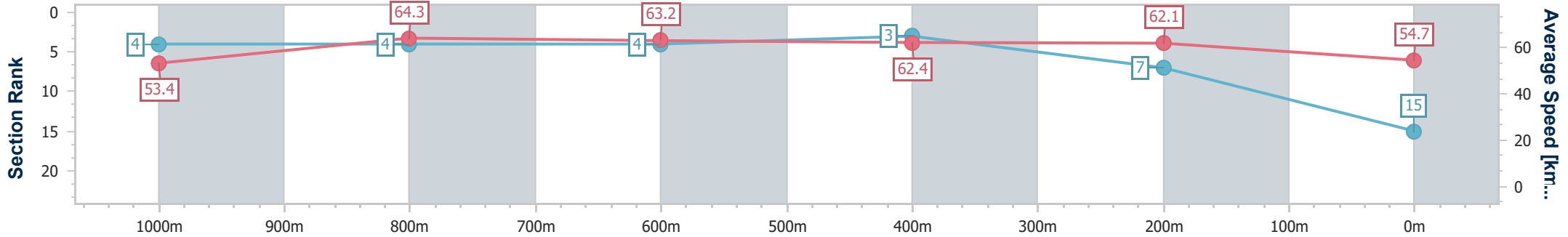
01 June 2024 - 16:30

Track Rating: Soft 6, Weather: Overcast, Rail Position: True Entire Course



BRISBANE RACING CLUB

Section	Overall	1000m	800m	600m	400m	200m
Section Times	1:12.58 [15] (0:13.49)	0:59.09 [4] (0:11.40)	0:47.69 [4] (0:11.40)	0:36.29 [4] (0:11.53)	0:24.76 [3] (0:11.59)	0:13.17 [7] (0:13.17)
Average Speed [km/h]	53.4	64.3	63.2	62.4	62.1	54.7
Top Speed [km/h]	65.5	65.2	64.5	63.8	64.1	60.3
Avg. Dist. to Rail [m]	2.6	2.9	0.5	1.0	3.9	6.0
Avg. Stride Freq. [Hz]	2.3	2.3	2.3	2.0	2.0	2.1
Avg. Stride Length [m]	6.6	7.7	7.6	8.4	8.4	7.1



- [] Ranking at each section and finish
- .-.- No data available at this section
- NA No data available



Horse/Jockey Name	Maid To Fit
Final Rank	16
Fastest Section Time (Section)	0:11.37 (800m)
Top Speed [km/h] (Section)	65.5 (Overall)
Race State	Finished



Eagle Farm QLD Professional
Race 9: MAGIC MILLIONS HELEN COUGHLAN STAKES - 1200m

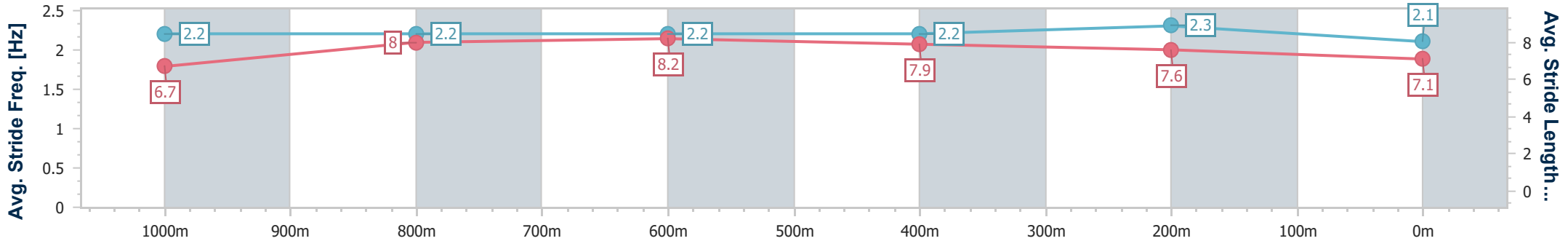
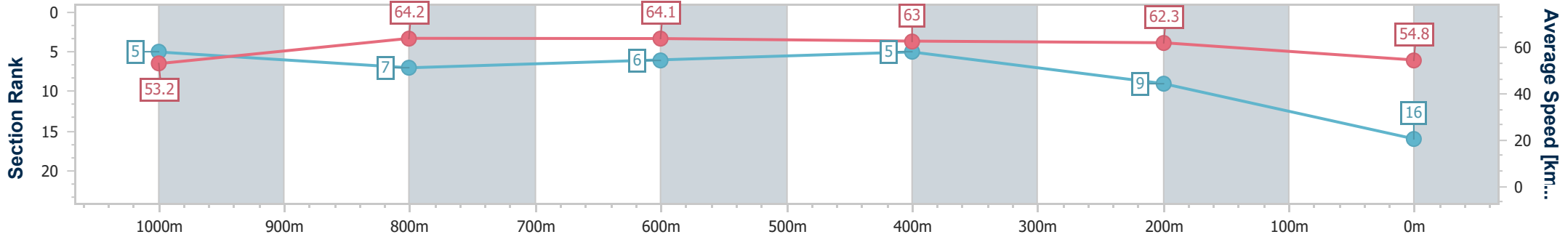
01 June 2024 - 16:30

Track Rating: Soft 6, Weather: Overcast, Rail Position: True Entire Course



BRISBANE RACING CLUB

Section	Overall	1000m	800m	600m	400m	200m
Section Times	1:12.62 [16] (0:13.49)	0:59.13 [5] (0:11.50)	0:47.63 [7] (0:11.37)	0:36.26 [6] (0:11.58)	0:24.68 [5] (0:11.56)	0:13.12 [9] (0:13.12)
Average Speed [km/h]	53.2	64.2	64.1	63.0	62.3	54.8
Top Speed [km/h]	65.5	65.2	65.4	64.4	64.0	58.6
Avg. Dist. to Rail [m]	4.5	4.3	2.5	3.0	7.1	9.1
Avg. Stride Freq. [Hz]	2.2	2.2	2.2	2.2	2.3	2.1
Avg. Stride Length [m]	6.7	8.0	8.2	7.9	7.6	7.1



- [] Ranking at each section and finish
- .-.- No data available at this section
- NA No data available



Horse/Jockey Name	Facile
Final Rank	17
Fastest Section Time (Section)	0:11.38 (1000m)
Top Speed [km/h] (Section)	65.0 (1000m)
Race State	Finished

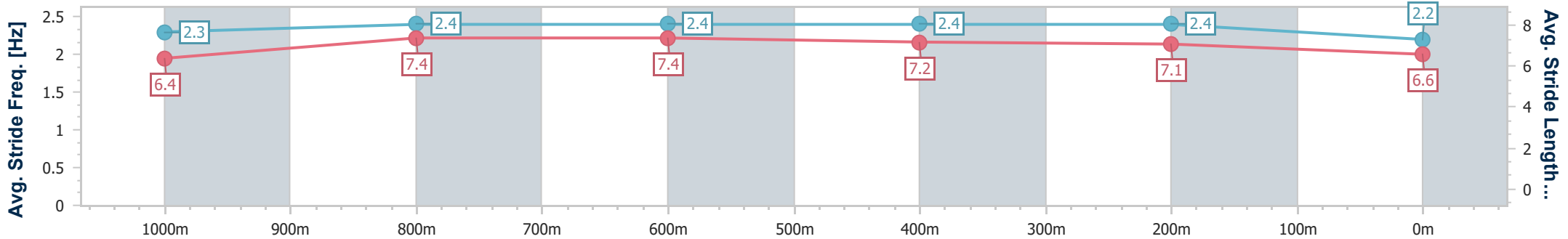
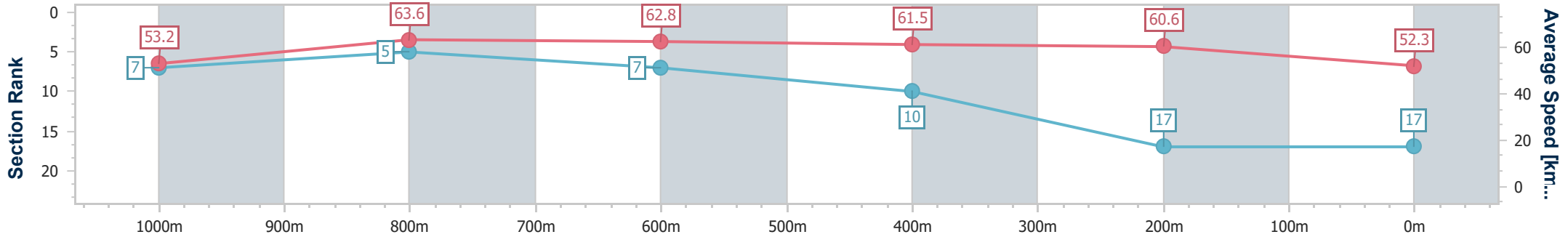


Eagle Farm QLD Professional
 Race 9: MAGIC MILLIONS HELEN COUGHLAN STAKES - 1200m
 01 June 2024 - 16:30
 Track Rating: Soft 6, Weather: Overcast, Rail Position: True Entire Course



BRISBANE RACING CLUB

Section	Overall	1000m	800m	600m	400m	200m
Section Times	1:13.76 [17] (0:13.55)	1:00.21 [7] (0:11.38)	0:48.83 [5] (0:11.48)	0:37.35 [7] (0:11.74)	0:25.61 [10] (0:11.86)	0:13.75 [17] (0:13.75)
Average Speed [km/h]	53.2	63.6	62.8	61.5	60.6	52.3
Top Speed [km/h]	64.9	65.0	63.4	63.3	63.0	57.8
Avg. Dist. to Rail [m]	1.1	0.8	0.3	0.9	4.2	5.7
Avg. Stride Freq. [Hz]	2.3	2.4	2.4	2.4	2.4	2.2
Avg. Stride Length [m]	6.4	7.4	7.4	7.2	7.1	6.6



- [] Ranking at each section and finish
- .-.- No data available at this section
- NA No data available