



**Sunshine Coast QLD Professional**  
**Race 2: COAST LIFE HOMES Fillies and Mares BENCHMARK 65**  
**Handicap - 1200m**  
**31 May 2024 - 14:46**



Track Rating: Heavy 8, Weather: Fine, Rail Position: +3m Entire

Section		Overall	1000m	800m	600m	400m	200m	Last 600m					
Field Times		1:12.54 (0:13.34)	0:59.20 (0:11.47)	0:47.73 (0:11.59)	0:36.14 (0:11.68)	0:24.46 (0:11.92)	0:12.54 (0:12.54)	0:36.14					
Rank	TAB Horse/Jockey	Barrier	Top Speed [km/h]	Fastest Section						Margin	Distance Travelled [m]		
1	8 ECHO HUNTER Sean Cormack	9	65.4 1000m	0:11.21 1000m	1:12.54 [1] (0:14.14)	0:58.40 [7] (0:11.21)	0:47.19 [7] (0:11.69)	0:35.50 [7] (0:11.63)	0:23.87 [7] (0:11.48)	0:12.39 [3] (0:12.39)	1:12.54	0:35.50	
2	3 TOUCH OF GRACIE Kyle Wilson-Taylor	5	66.5 Overall	0:11.15 1000m	1:12.56 [2] (0:13.96)	0:58.60 [5] (0:11.15)	0:47.45 [5] (0:11.57)	0:35.88 [5] (0:11.63)	0:24.25 [2] (0:11.69)	0:12.56 [1] (0:12.56)	0.1L	0:35.88	+0
3	4 KWIK AZ HELL Jai Williams	2	64.4 Overall	0:11.35 1000m	1:12.94 [3] (0:13.53)	0:59.41 [2] (0:11.35)	0:48.06 [2] (0:11.70)	0:36.36 [2] (0:11.77)	0:24.59 [3] (0:11.68)	0:12.91 [2] (0:12.91)	2.1L	0:36.36	-7
4	6 FLIC EN FLAC Robbie Dolan	3	64.7 Overall	0:11.31 1000m	1:13.52 [4] (0:14.03)	0:59.49 [6] (0:11.31)	0:48.18 [6] (0:11.58)	0:36.60 [6] (0:11.72)	0:24.88 [6] (0:11.99)	0:12.89 [6] (0:12.89)	5.4L	0:36.60	-4
5	9 ROAR HIDE Samantha Collett	8	66.3 Overall	0:11.47 1000m	1:13.82 [5] (0:13.34)	1:00.48 [1] (0:11.47)	0:49.01 [1] (0:11.59)	0:37.42 [1] (0:11.68)	0:25.74 [1] (0:12.16)	0:13.58 [4] (0:13.58)	6.9L	0:37.42	-9
6	2 DOUBLE SCOOP Damien Thornton	1	65.8 1000m	0:11.16 1000m	1:14.39 [6] (0:13.88)	1:00.51 [4] (0:11.16)	0:49.35 [4] (0:11.61)	0:37.74 [4] (0:11.80)	0:25.94 [5] (0:12.07)	0:13.87 [5] (0:13.87)	10.2L	0:37.74	-4
7	1 ROCK TOGETHER Angela Jones	6	66.0 1000m	0:11.16 1000m	1:14.49 [7] (0:13.79)	1:00.70 [3] (0:11.16)	0:49.54 [3] (0:11.64)	0:37.90 [3] (0:11.82)	0:26.08 [4] (0:12.37)	0:13.71 [7] (0:13.71)	10.7L	0:37.90	-4

Scratched: Yes To Excess (#5), Rolling Rock (#7)



Horse/Jockey Name	Echo Hunter
Final Rank	1
Fastest Section Time (Section)	0:11.21 (1000m)
Top Speed [km/h] (Section)	65.4 (1000m)
Race State	Finished



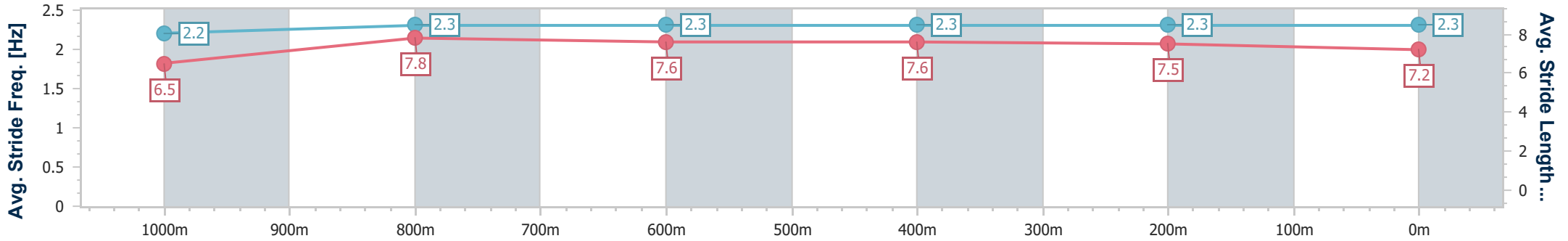
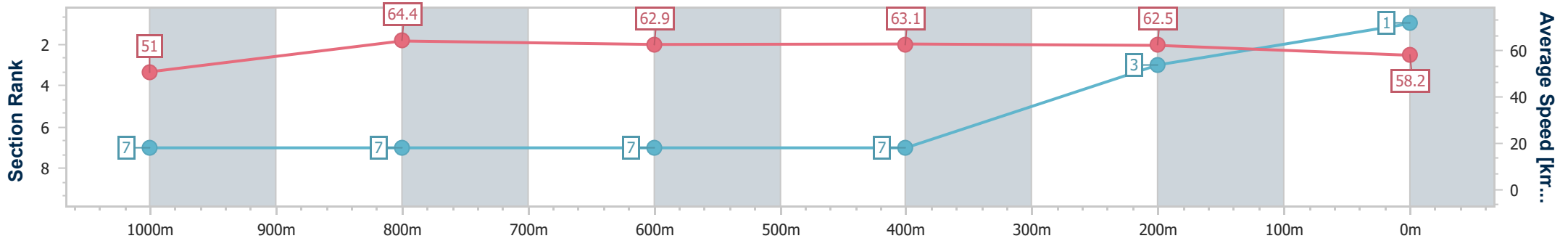
Sunshine Coast QLD Professional  
 Race 2: COAST LIFE HOMES Fillies and Mares BENCHMARK  
 65 Handicap - 1200m



31 May 2024 - 14:46

Track Rating: Heavy 8, Weather: Fine, Rail Position: +3m Entire

Section	Overall	1000m	800m	600m	400m	200m
Section Times	1:12.54 [1] (0:14.14)	0:58.40 [7] (0:11.21)	0:47.19 [7] (0:11.69)	0:35.50 [7] (0:11.63)	0:23.87 [7] (0:11.48)	0:12.39 [3] (0:12.39)
Average Speed [km/h]	51.0	64.4	62.9	63.1	62.5	58.2
Top Speed [km/h]	64.8	65.4	64.7	64.0	63.8	61.4
Avg. Dist. to Rail [m]	5.9	1.7	3.2	3.2	5.4	5.3
Avg. Stride Freq. [Hz]	2.2	2.3	2.3	2.3	2.3	2.3
Avg. Stride Length [m]	6.5	7.8	7.6	7.6	7.5	7.2



- [ ] Ranking at each section and finish
- .-.- No data available at this section
- NA No data available



Horse/Jockey Name	Touch Of Gracie
Final Rank	2
Fastest Section Time (Section)	0:11.15 (1000m)
Top Speed [km/h] (Section)	66.5 (Overall)
Race State	Finished



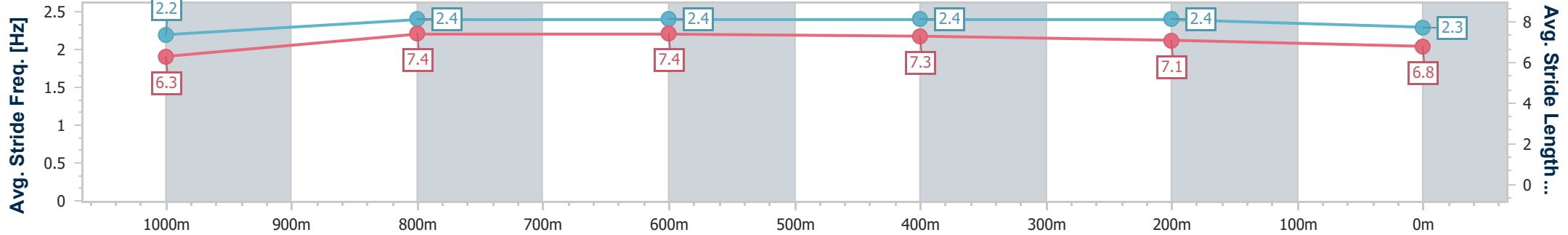
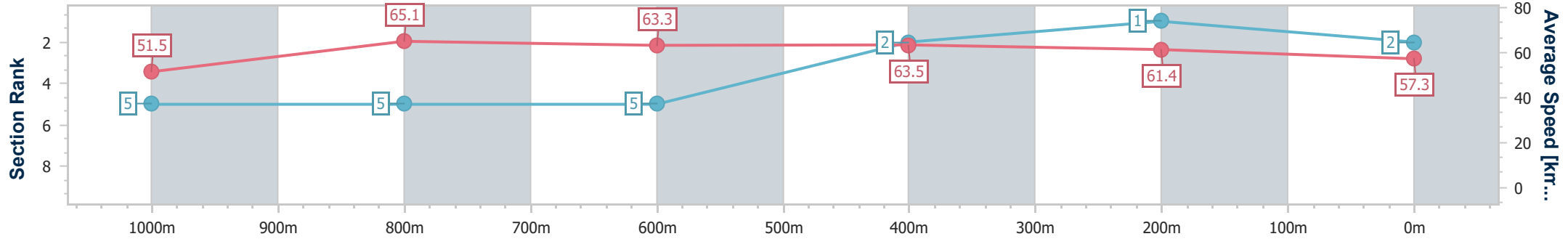
Sunshine Coast QLD Professional  
 Race 2: COAST LIFE HOMES Fillies and Mares BENCHMARK  
 65 Handicap - 1200m



31 May 2024 - 14:46

Track Rating: Heavy 8, Weather: Fine, Rail Position: +3m Entire

Section	Overall	1000m	800m	600m	400m	200m
Section Times	1:12.56 [2] (0:13.96)	0:58.60 [5] (0:11.15)	0:47.45 [5] (0:11.57)	0:35.88 [5] (0:11.63)	0:24.25 [2] (0:11.69)	0:12.56 [1] (0:12.56)
Average Speed [km/h]	51.5	65.1	63.3	63.5	61.4	57.3
Top Speed [km/h]	66.5	66.5	65.2	64.0	62.5	59.5
Avg. Dist. to Rail [m]	2.8	2.2	3.3	3.8	5.8	5.7
Avg. Stride Freq. [Hz]	2.2	2.4	2.4	2.4	2.4	2.3
Avg. Stride Length [m]	6.3	7.4	7.4	7.3	7.1	6.8



- [ ] Ranking at each section and finish
- .-.- No data available at this section
- NA No data available



Horse/Jockey Name	Kwik Az Hell
Final Rank	3
Fastest Section Time (Section)	0:11.35 (1000m)
Top Speed [km/h] (Section)	64.4 (Overall)
Race State	Finished



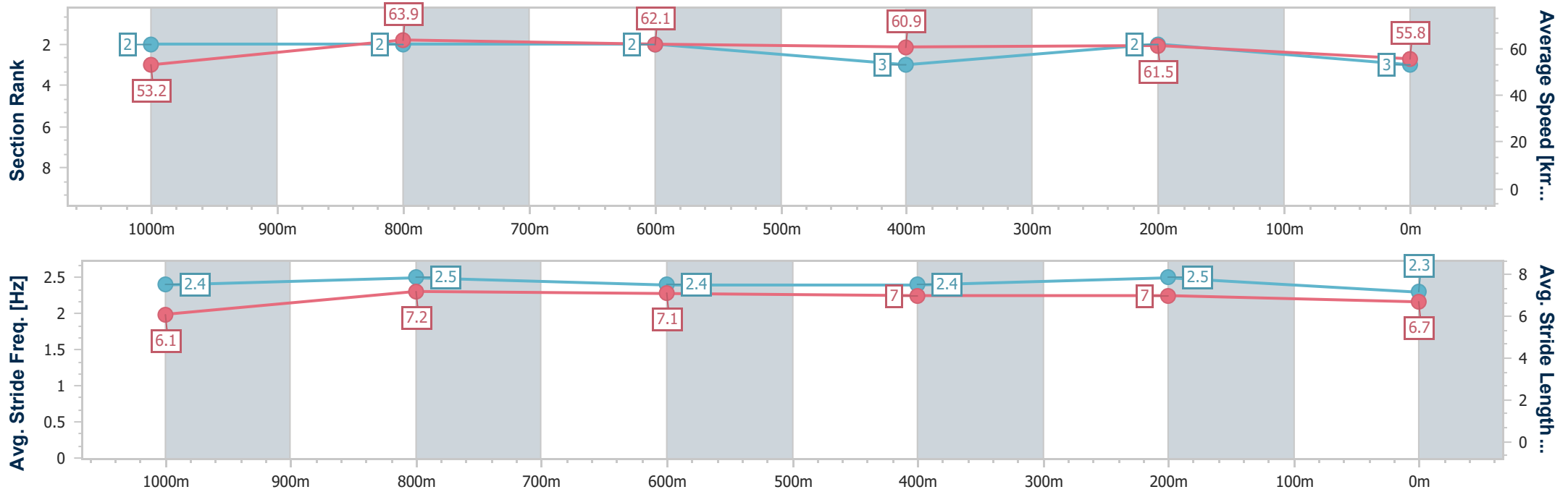
Sunshine Coast QLD Professional  
 Race 2: COAST LIFE HOMES Fillies and Mares BENCHMARK  
 65 Handicap - 1200m



31 May 2024 - 14:46

Track Rating: Heavy 8, Weather: Fine, Rail Position: +3m Entire

Section	Overall	1000m	800m	600m	400m	200m
Section Times	1:12.94 [3] (0:13.53)	0:59.41 [2] (0:11.35)	0:48.06 [2] (0:11.70)	0:36.36 [2] (0:11.77)	0:24.59 [3] (0:11.68)	0:12.91 [2] (0:12.91)
Average Speed [km/h]	53.2	63.9	62.1	60.9	61.5	55.8
Top Speed [km/h]	64.4	64.4	63.3	62.9	63.5	60.4
Avg. Dist. to Rail [m]	3.9	2.5	1.4	0.6	1.0	1.9
Avg. Stride Freq. [Hz]	2.4	2.5	2.4	2.4	2.5	2.3
Avg. Stride Length [m]	6.1	7.2	7.1	7.0	7.0	6.7



- [ ] Ranking at each section and finish
- .-.- No data available at this section
- NA No data available



Horse/Jockey Name	Flic En Flac
Final Rank	4
Fastest Section Time (Section)	0:11.31 (1000m)
Top Speed [km/h] (Section)	64.7 (Overall)
Race State	Finished



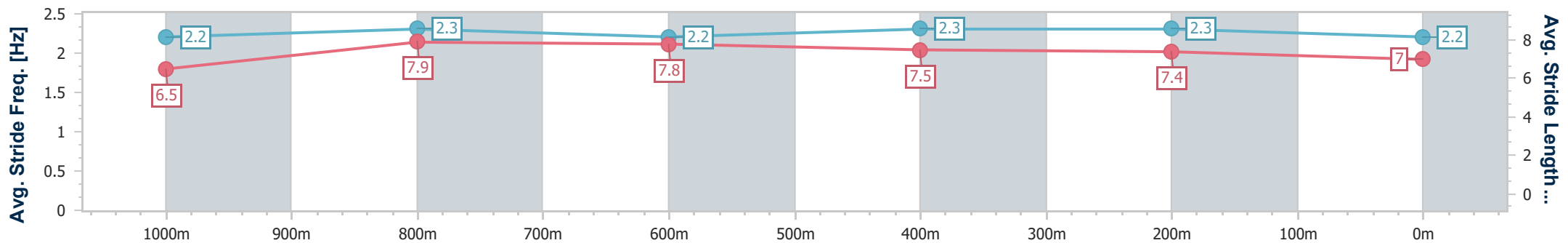
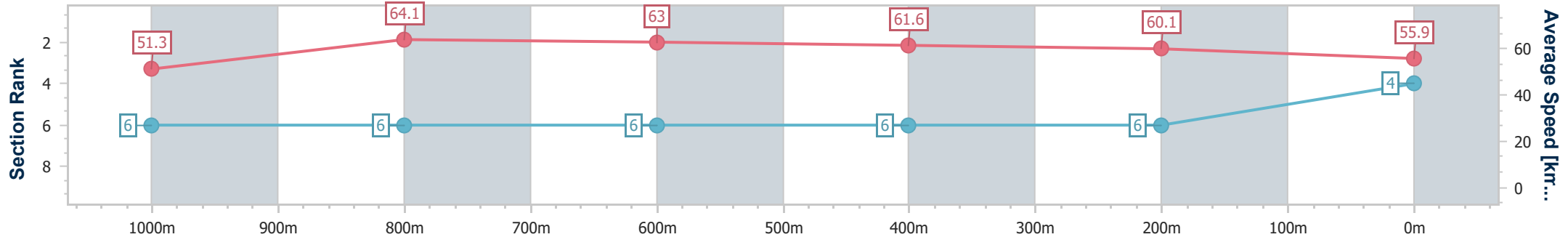
Sunshine Coast QLD Professional  
 Race 2: COAST LIFE HOMES Fillies and Mares BENCHMARK  
 65 Handicap - 1200m



31 May 2024 - 14:46

Track Rating: Heavy 8, Weather: Fine, Rail Position: +3m Entire

Section	Overall	1000m	800m	600m	400m	200m
Section Times	1:13.52 [4] (0:14.03)	0:59.49 [6] (0:11.31)	0:48.18 [6] (0:11.58)	0:36.60 [6] (0:11.72)	0:24.88 [6] (0:11.99)	0:12.89 [6] (0:12.89)
Average Speed [km/h]	51.3	64.1	63.0	61.6	60.1	55.9
Top Speed [km/h]	64.7	64.6	63.4	62.7	61.7	58.6
Avg. Dist. to Rail [m]	3.7	2.1	2.0	0.9	3.4	5.6
Avg. Stride Freq. [Hz]	2.2	2.3	2.2	2.3	2.3	2.2
Avg. Stride Length [m]	6.5	7.9	7.8	7.5	7.4	7.0



- [ ] Ranking at each section and finish
- .-.- No data available at this section
- NA No data available



Horse/Jockey Name	Roar Hide
Final Rank	5
Fastest Section Time (Section)	0:11.47 (1000m)
Top Speed [km/h] (Section)	66.3 (Overall)
Race State	Finished



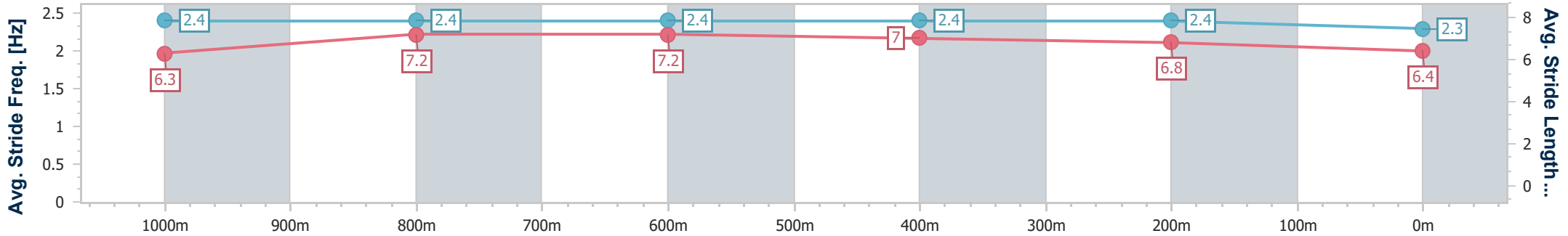
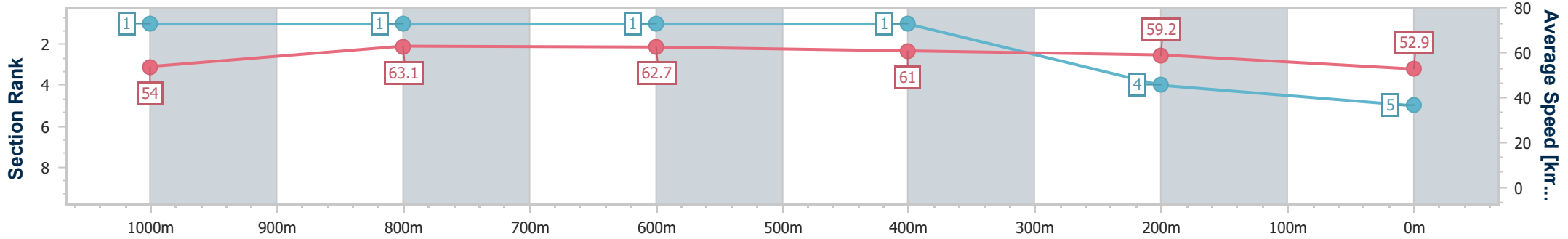
Sunshine Coast QLD Professional  
 Race 2: COAST LIFE HOMES Fillies and Mares BENCHMARK  
 65 Handicap - 1200m



31 May 2024 - 14:46

Track Rating: Heavy 8, Weather: Fine, Rail Position: +3m Entire

Section	Overall	1000m	800m	600m	400m	200m
Section Times	1:13.82 [5] (0:13.34)	1:00.48 [1] (0:11.47)	0:49.01 [1] (0:11.59)	0:37.42 [1] (0:11.68)	0:25.74 [1] (0:12.16)	0:13.58 [4] (0:13.58)
Average Speed [km/h]	54.0	63.1	62.7	61.0	59.2	52.9
Top Speed [km/h]	66.3	64.8	63.5	62.5	61.2	55.3
Avg. Dist. to Rail [m]	6.8	2.4	1.6	2.0	1.1	1.5
Avg. Stride Freq. [Hz]	2.4	2.4	2.4	2.4	2.4	2.3
Avg. Stride Length [m]	6.3	7.2	7.2	7.0	6.8	6.4



- [ ] Ranking at each section and finish
- .-.- No data available at this section
- NA No data available



Horse/Jockey Name	Double Scoop
Final Rank	6
Fastest Section Time (Section)	0:11.16 (1000m)
Top Speed [km/h] (Section)	65.8 (1000m)
Race State	Finished



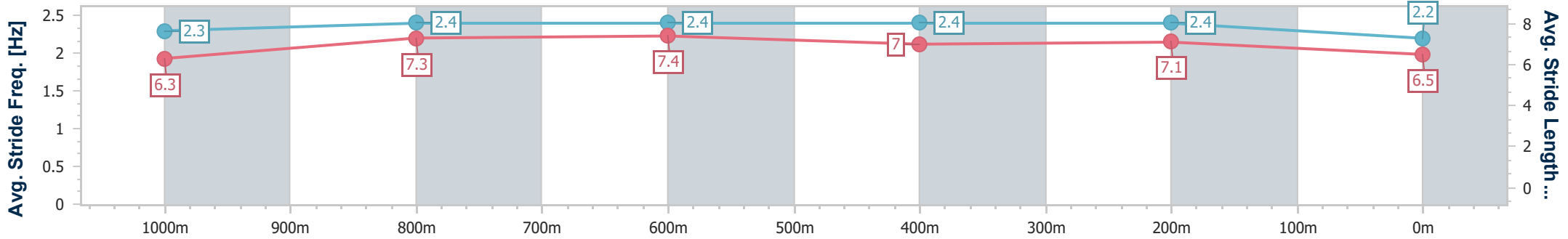
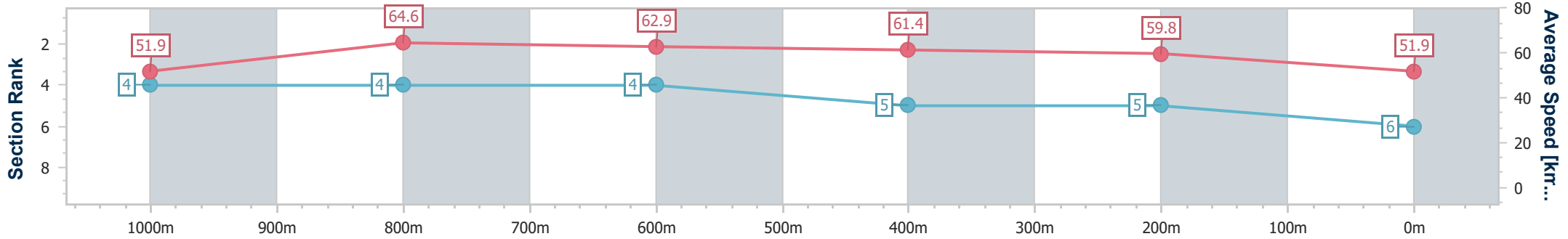
Sunshine Coast QLD Professional  
 Race 2: COAST LIFE HOMES Fillies and Mares BENCHMARK  
 65 Handicap - 1200m



31 May 2024 - 14:46

Track Rating: Heavy 8, Weather: Fine, Rail Position: +3m Entire

Section	Overall	1000m	800m	600m	400m	200m
Section Times	1:14.39 [6] (0:13.88)	1:00.51 [4] (0:11.16)	0:49.35 [4] (0:11.61)	0:37.74 [4] (0:11.80)	0:25.94 [5] (0:12.07)	0:13.87 [5] (0:13.87)
Average Speed [km/h]	51.9	64.6	62.9	61.4	59.8	51.9
Top Speed [km/h]	64.5	65.8	65.3	62.7	62.9	56.1
Avg. Dist. to Rail [m]	2.0	0.6	2.4	1.5	1.4	2.0
Avg. Stride Freq. [Hz]	2.3	2.4	2.4	2.4	2.4	2.2
Avg. Stride Length [m]	6.3	7.3	7.4	7.0	7.1	6.5



- [ ] Ranking at each section and finish
- .-.- No data available at this section
- NA No data available



Horse/Jockey Name	Rock Together
Final Rank	7
Fastest Section Time (Section)	0:11.16 (1000m)
Top Speed [km/h] (Section)	66.0 (1000m)
Race State	Finished



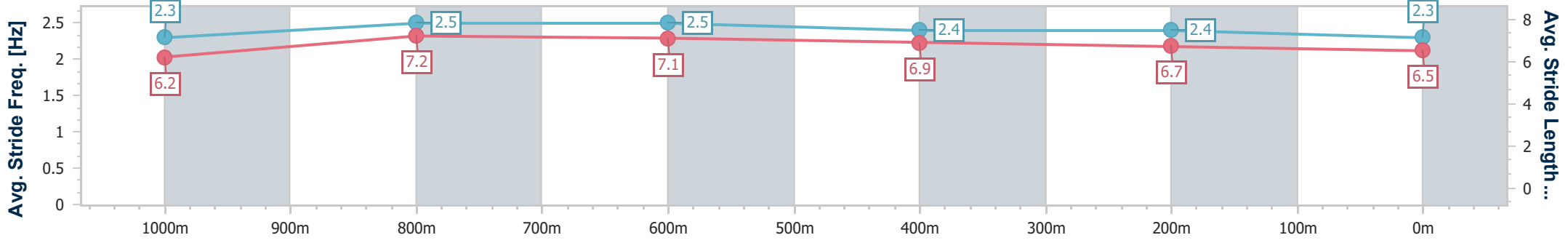
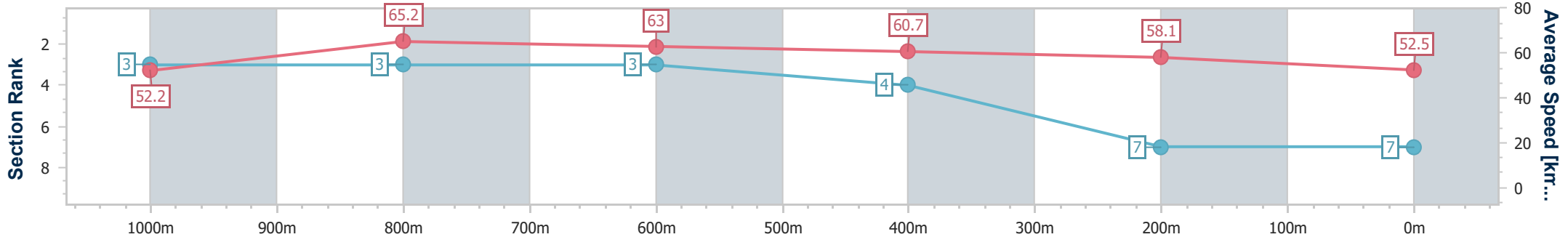
Sunshine Coast QLD Professional  
 Race 2: COAST LIFE HOMES Fillies and Mares BENCHMARK  
 65 Handicap - 1200m



31 May 2024 - 14:46

Track Rating: Heavy 8, Weather: Fine, Rail Position: +3m Entire

Section	Overall	1000m	800m	600m	400m	200m
Section Times	1:14.49 [7] (0:13.79)	1:00.70 [3] (0:11.16)	0:49.54 [3] (0:11.64)	0:37.90 [3] (0:11.82)	0:26.08 [4] (0:12.37)	0:13.71 [7] (0:13.71)
Average Speed [km/h]	52.2	65.2	63.0	60.7	58.1	52.5
Top Speed [km/h]	65.3	66.0	64.6	61.7	60.8	56.1
Avg. Dist. to Rail [m]	6.2	4.2	3.6	1.3	2.5	5.8
Avg. Stride Freq. [Hz]	2.3	2.5	2.5	2.4	2.4	2.3
Avg. Stride Length [m]	6.2	7.2	7.1	6.9	6.7	6.5



- [ ] Ranking at each section and finish
- .-.- No data available at this section
- NA No data available