



# Rockhampton QLD Professional

## Race 5: Warner Building Group Pty Ltd BENCHMARK 60 Handicap - 1300m

31 May 2024 - 14:11



Track Rating: Soft 5, Weather: Showers, Rail Position: +8m from 950 - 600 +6.5m for the remainder

Section											Last 600m		
Field Times											0:34.37		
	Overall	1200m	1000m	800m	600m	400m							
	1:17.84 (0:07.68)	1:10.16 (0:11.69)	0:58.47 (0:11.73)	0:46.74 (0:12.37)	0:34.37 (0:11.37)	0:23.00 (0:11.10)							
Rank	TAB	Horse/Jockey	Barrier	Top Speed [km/h]	Fastest Section							Distance Travelled [m]	
1	5	<b>TEXAS STORM</b> Jackson Murphy	7	66.1 400m	0:07.87 Overall	1:17.84 [1] (0:07.87)	1:09.97 [3] (0:11.61)	0:58.36 [3] (0:11.76)	0:46.60 [2] (0:12.25)	0:34.35 [2] (0:11.35)	0:23.00 [1] (0:11.10)	0:34.35	
2	1	<b>PEPPERDINE</b> Ashley Butler	4	67.0 600m	0:07.92 Overall	1:18.07 [2] (0:07.92)	1:10.15 [4] (0:11.79)	0:58.36 [4] (0:11.82)	0:46.54 [4] (0:12.35)	0:34.19 [4] (0:11.11)	0:23.08 [3] (0:11.14)	0:34.19	+0
3	4	<b>SANTORINI SUMMER</b> Warwick Satherley	10	66.9 600m	0:08.38 Overall	1:18.30 [3] (0:08.38)	1:09.92 [10] (0:11.98)	0:57.94 [10] (0:11.85)	0:46.09 [10] (0:12.27)	0:33.82 [10] (0:10.95)	0:22.87 [9] (0:11.08)	0:33.82	+3
4	9	<b>LYNRIC LASS</b> Les Tilley	6	65.5 400m	0:07.74 Overall	1:18.33 [4] (0:07.74)	1:10.59 [2] (0:11.63)	0:58.96 [1] (0:11.73)	0:47.23 [1] (0:12.37)	0:34.86 [1] (0:11.41)	0:23.45 [2] (0:11.34)	0:34.86	-6
5	2	<b>FROSTY BEAR</b> Georgina Cartwright	2	67.1 400m	0:08.28 Overall	1:18.38 [5] (0:08.28)	1:10.10 [8] (0:11.67)	0:58.43 [7] (0:11.84)	0:46.59 [7] (0:12.40)	0:34.19 [7] (0:11.15)	0:23.04 [7] (0:11.11)	0:34.19	+3
6	11	<b>CRAIGLEA ETNA</b> Hannah Richardson	1	67.5 600m	0:08.32 Overall	1:18.48 [6] (0:08.32)	1:10.16 [9] (0:11.70)	0:58.46 [8] (0:12.01)	0:46.45 [9] (0:12.44)	0:34.01 [9] (0:11.11)	0:22.90 [10] (0:11.22)	0:34.01	-6
7	7	<b>LUVIN' OUR GRACE</b> Ryan Wiggins	9	66.9 400m	0:08.27 Overall	1:18.51 [7] (0:08.27)	1:10.24 [7] (0:11.85)	0:58.39 [9] (0:11.88)	0:46.51 [8] (0:12.19)	0:34.32 [8] (0:11.05)	0:23.27 [5] (0:11.15)	0:34.32	+2
8	12	<b>TOY BLAZE</b> Brooke Johnson	5	64.8 600m	0:07.68 Overall	1:18.63 [8] (0:07.68)	1:10.95 [1] (0:11.74)	0:59.21 [2] (0:11.95)	0:47.26 [3] (0:12.31)	0:34.95 [3] (0:11.37)	0:23.58 [4] (0:11.36)	0:34.95	-2
9	3	<b>STRUCK TWICE</b> Justin Stanley	3	65.6 400m	0:08.10 Overall	1:18.84 [9] (0:08.10)	1:10.74 [5] (0:11.67)	0:59.07 [5] (0:11.86)	0:47.21 [5] (0:12.33)	0:34.88 [5] (0:11.28)	0:23.60 [6] (0:11.31)	0:34.88	-5
10	8	<b>PAULI</b> Alisha Donald	8	65.5 400m	0:08.11 Overall	1:18.93 [10] (0:08.11)	1:10.82 [6] (0:11.67)	0:59.15 [6] (0:11.87)	0:47.28 [6] (0:12.40)	0:34.88 [6] (0:11.29)	0:23.59 [8] (0:11.33)	0:34.88	+7

Scratched: El Of A Senorita (#6), Isshegrey (#10)



# Rockhampton QLD Professional

## Race 5: Warner Building Group Pty Ltd BENCHMARK 60 Handicap - 1300m

31 May 2024 - 14:11



Track Rating: Soft 5, Weather: Showers, Rail Position: +8m from 950 - 600 +6.5m for the remainder

Section							200m			Last 600m
Field Times							0:11.90			0:34.37
						(0:11.90)				
Rank	TAB	Horse/Jockey	Barrier	Top Speed [km/h]	Fastest Section		Margin			Distance Travelled [m]
1	5	<b>TEXAS STORM</b> Jackson Murphy	7	66.1 400m	0:07.87 Overall	0:11.90 [1] (0:11.90)	1:17.84		0:34.35	
2	1	<b>PEPPERDINE</b> Ashley Butler	4	67.0 600m	0:07.92 Overall	0:11.94 [2] (0:11.94)	1.33L		0:34.19	+0
3	4	<b>SANTORINI SUMMER</b> Warwick Satherley	10	66.9 600m	0:08.38 Overall	0:11.79 [7] (0:11.79)	2.7L		0:33.82	+3
4	9	<b>LYNRIC LASS</b> Les Tilley	6	65.5 400m	0:07.74 Overall	0:12.11 [3] (0:12.11)	2.88L		0:34.86	-6
5	2	<b>FROSTY BEAR</b> Georgina Cartwright	2	67.1 400m	0:08.28 Overall	0:11.93 [6] (0:11.93)	3.14L		0:34.19	+3
6	11	<b>CRAIGLEA ETNA</b> Hannah Richardson	1	67.5 600m	0:08.32 Overall	0:11.68 [10] (0:11.68)	3.72L		0:34.01	-6
7	7	<b>LUVIN' OUR GRACE</b> Ryan Wiggins	9	66.9 400m	0:08.27 Overall	0:12.12 [4] (0:12.12)	3.89L		0:34.32	+2
8	12	<b>TOY BLAZE</b> Brooke Johnson	5	64.8 600m	0:07.68 Overall	0:12.22 [5] (0:12.22)	4.61L		0:34.95	-2
9	3	<b>STRUCK TWICE</b> Justin Stanley	3	65.6 400m	0:08.10 Overall	0:12.29 [8] (0:12.29)	5.85L		0:34.88	-5
10	8	<b>PAULI</b> Alisha Donald	8	65.5 400m	0:08.11 Overall	0:12.26 [9] (0:12.26)	6.39L		0:34.88	+7

Scratched: El Of A Senorita (#6), Isshegrey (#10)



Horse/Jockey Name	Texas Storm
Final Rank	1
Fastest Section Time (Section)	0:07.87 (Overall)
Top Speed [km/h] (Section)	66.1 (400m)
Race State	Finished

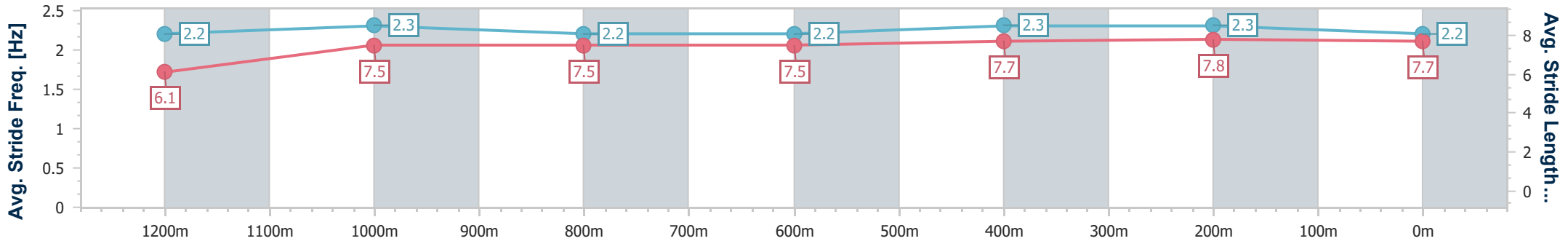
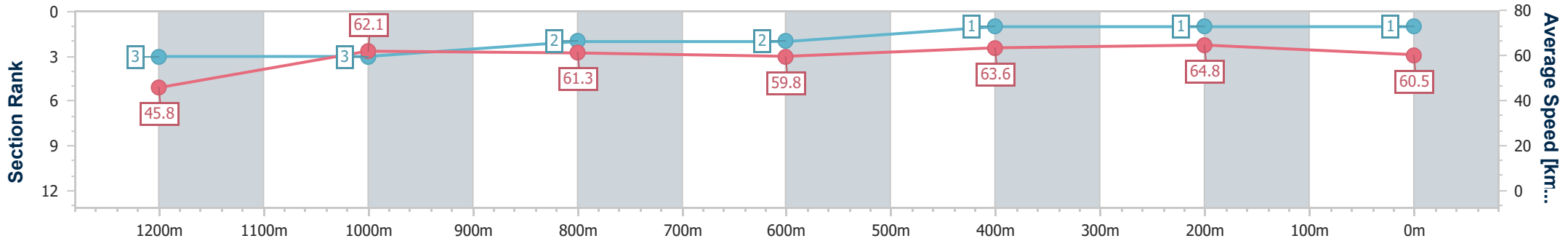


Rockhampton QLD Professional  
Race 5: Warner Building Group Pty Ltd BENCHMARK 60  
Handicap - 1300m



31 May 2024 - 14:11  
Track Rating: Soft 5, Weather: Showers, Rail Position: +8m from  
950 - 600 +6.5m for the remainder

Section	Overall	1200m	1000m	800m	600m	400m	200m
Section Times	1:17.84 [1] (0:07.87)	1:09.97 [3] (0:11.61)	0:58.36 [3] (0:11.76)	0:46.60 [2] (0:12.25)	0:34.35 [2] (0:11.35)	0:23.00 [1] (0:11.10)	0:11.90 [1] (0:11.90)
Average Speed [km/h]	45.8	62.1	61.3	59.8	63.6	64.8	60.5
Top Speed [km/h]	58.3	63.3	63.4	61.5	66.0	66.1	62.9
Avg. Dist. to Rail [m]	4.6	0.4	0.7	2.5	2.8	3.2	3.0
Avg. Stride Freq. [Hz]	2.2	2.3	2.2	2.2	2.3	2.3	2.2
Avg. Stride Length [m]	6.1	7.5	7.5	7.5	7.7	7.8	7.7



- [ ] Ranking at each section and finish
- .-.- No data available at this section
- NA No data available



Horse/Jockey Name	Pepperdine
Final Rank	2
Fastest Section Time (Section)	0:07.92 (Overall)
Top Speed [km/h] (Section)	67.0 (600m)
Race State	Finished

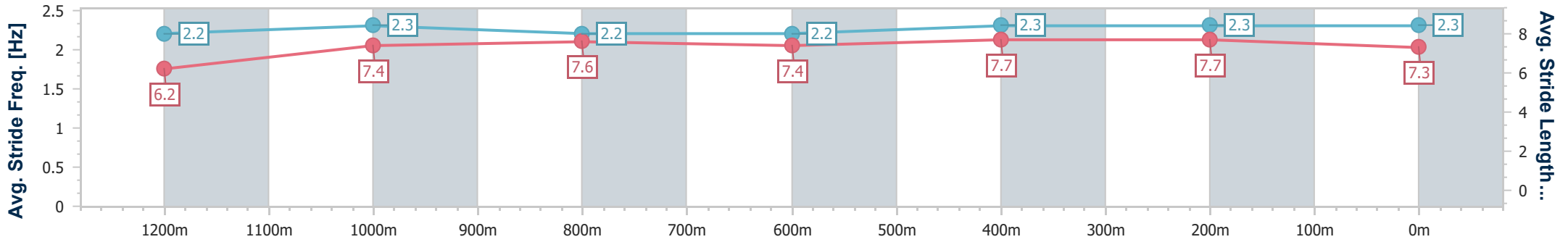
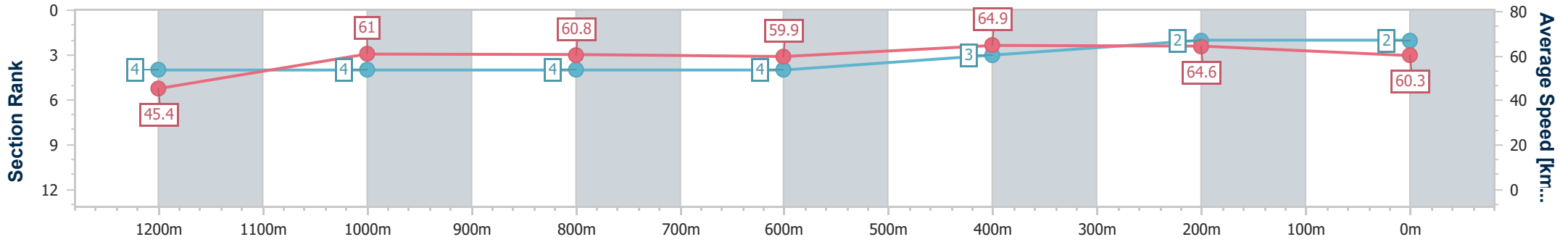


Rockhampton QLD Professional  
Race 5: Warner Building Group Pty Ltd BENCHMARK 60  
Handicap - 1300m



31 May 2024 - 14:11  
Track Rating: Soft 5, Weather: Showers, Rail Position: +8m from  
950 - 600 +6.5m for the remainder

Section	Overall	1200m	1000m	800m	600m	400m	200m
Section Times	1:18.07 [2] (0:07.92)	1:10.15 [4] (0:11.79)	0:58.36 [4] (0:11.82)	0:46.54 [4] (0:12.35)	0:34.19 [4] (0:11.11)	0:23.08 [3] (0:11.14)	0:11.94 [2] (0:11.94)
Average Speed [km/h]	45.4	61.0	60.8	59.9	64.9	64.6	60.3
Top Speed [km/h]	58.3	62.4	62.6	63.4	67.0	67.0	62.4
Avg. Dist. to Rail [m]	1.5	1.2	1.1	3.7	4.1	4.7	4.4
Avg. Stride Freq. [Hz]	2.2	2.3	2.2	2.2	2.3	2.3	2.3
Avg. Stride Length [m]	6.2	7.4	7.6	7.4	7.7	7.7	7.3



- [ ] Ranking at each section and finish
- .-.- No data available at this section
- NA No data available



Horse/Jockey Name	Santorini Summer
Final Rank	3
Fastest Section Time (Section)	0:08.38 (Overall)
Top Speed [km/h] (Section)	66.9 (600m)
Race State	Finished

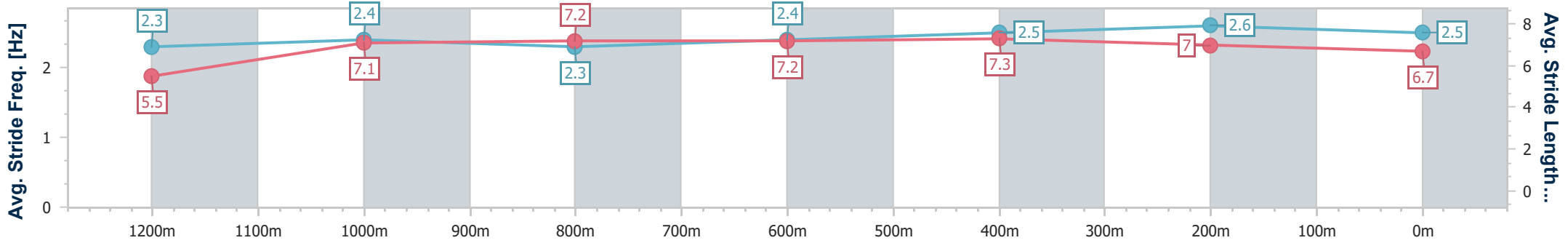
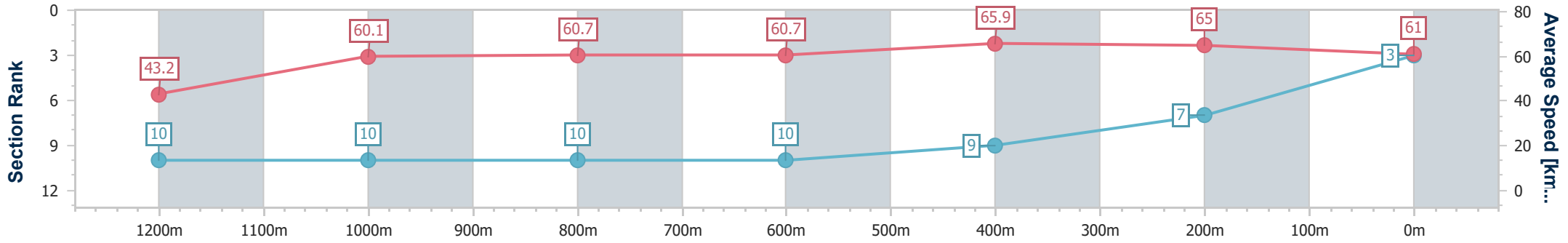


Rockhampton QLD Professional  
 Race 5: Warner Building Group Pty Ltd BENCHMARK 60  
 Handicap - 1300m



31 May 2024 - 14:11  
 Track Rating: Soft 5, Weather: Showers, Rail Position: +8m from  
 950 - 600 +6.5m for the remainder

Section	Overall	1200m	1000m	800m	600m	400m	200m							
Section Times	1:18.30 [3] (0:08.38)	1:09.92 [10] (0:11.98)	0:57.94 [10] (0:11.85)	0:46.09 [10] (0:12.27)	0:33.82 [10] (0:10.95)	0:22.87 [9] (0:11.08)	0:11.79 [7] (0:11.79)							
Average Speed [km/h]	43.2	60.1	60.7	60.7	65.9	65.0	61.0							
Top Speed [km/h]	56.1	62.9	62.5	63.6	66.9	66.8	63.2							
Avg. Dist. to Rail [m]	6.9	0.9	1.1	4.1	6.0	8.3	7.9							
Avg. Stride Freq. [Hz]	2.3	2.4	2.3	2.4	2.5	2.6	2.5							
Avg. Stride Length [m]	5.5	7.1	7.2	7.2	7.3	7.0	6.7							



- [ ] Ranking at each section and finish
- .-.- No data available at this section
- NA No data available



Horse/Jockey Name	Lynric Lass
Final Rank	4
Fastest Section Time (Section)	0:07.74 (Overall)
Top Speed [km/h] (Section)	65.5 (400m)
Race State	Finished

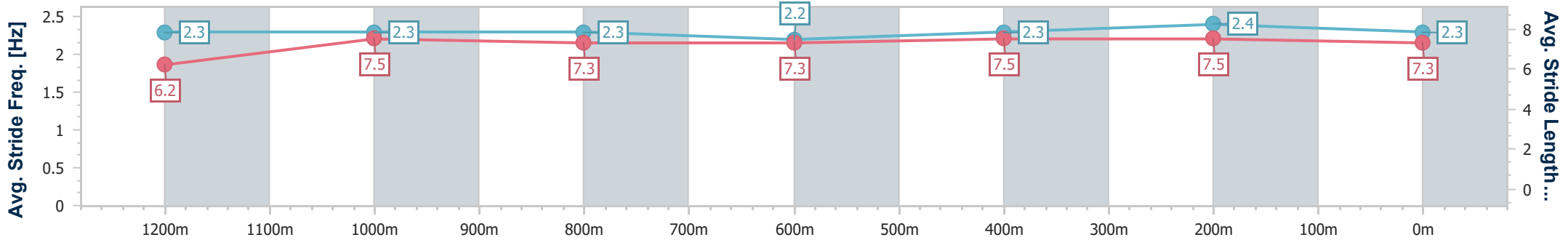
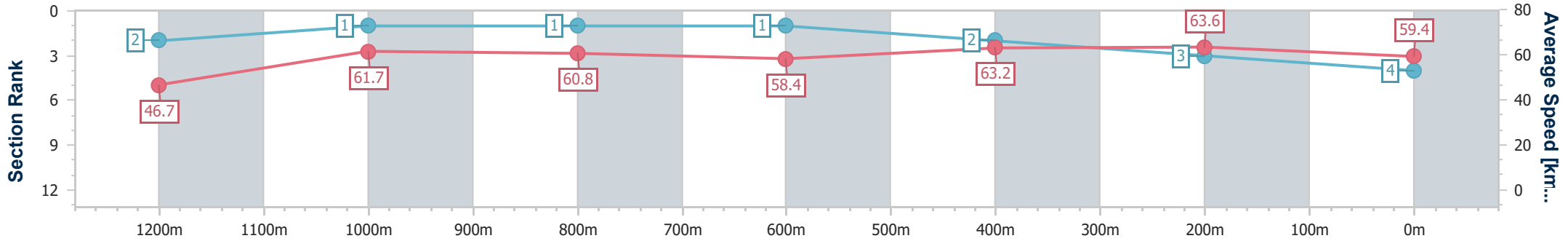


Rockhampton QLD Professional  
Race 5: Warner Building Group Pty Ltd BENCHMARK 60  
Handicap - 1300m



31 May 2024 - 14:11  
Track Rating: Soft 5, Weather: Showers, Rail Position: +8m from  
950 - 600 +6.5m for the remainder

Section	Overall	1200m	1000m	800m	600m	400m	200m
Section Times	1:18.33 [4] (0:07.74)	1:10.59 [2] (0:11.63)	0:58.96 [1] (0:11.73)	0:47.23 [1] (0:12.37)	0:34.86 [1] (0:11.41)	0:23.45 [2] (0:11.34)	0:12.11 [3] (0:12.11)
Average Speed [km/h]	46.7	61.7	60.8	58.4	63.2	63.6	59.4
Top Speed [km/h]	59.5	63.8	64.0	60.5	65.5	65.5	62.2
Avg. Dist. to Rail [m]	3.1	1.4	1.7	0.6	0.6	1.7	2.3
Avg. Stride Freq. [Hz]	2.3	2.3	2.3	2.2	2.3	2.4	2.3
Avg. Stride Length [m]	6.2	7.5	7.3	7.3	7.5	7.5	7.3



- [ ] Ranking at each section and finish
- .-.- No data available at this section
- NA No data available



Horse/Jockey Name	Frosty Bear
Final Rank	5
Fastest Section Time (Section)	0:08.28 (Overall)
Top Speed [km/h] (Section)	67.1 (400m)
Race State	Finished

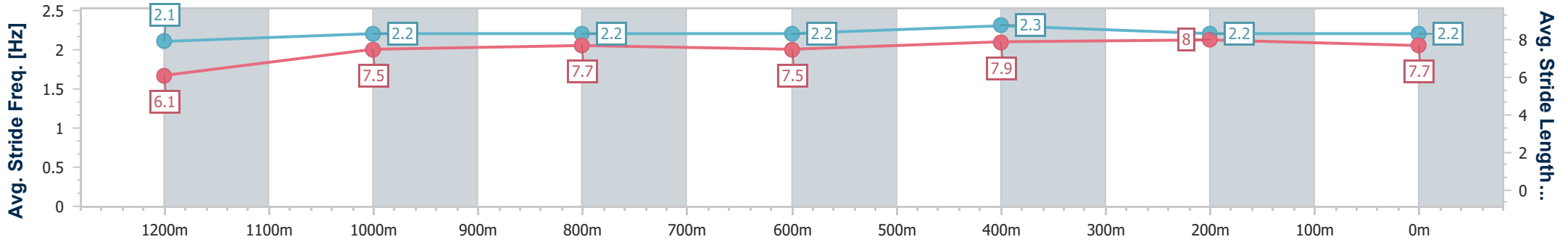
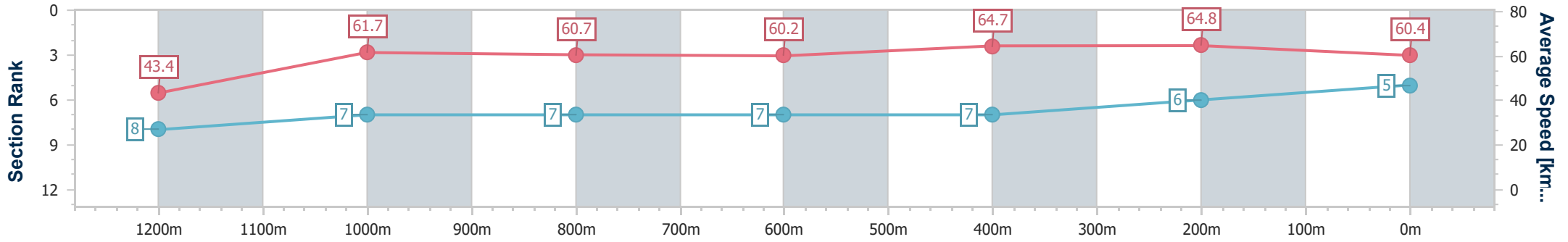


Rockhampton QLD Professional  
Race 5: Warner Building Group Pty Ltd BENCHMARK 60  
Handicap - 1300m



31 May 2024 - 14:11  
Track Rating: Soft 5, Weather: Showers, Rail Position: +8m from  
950 - 600 +6.5m for the remainder

Section	Overall	1200m	1000m	800m	600m	400m	200m							
Section Times	1:18.38 [5] (0:08.28)	1:10.10 [8] (0:11.67)	0:58.43 [7] (0:11.84)	0:46.59 [7] (0:12.40)	0:34.19 [7] (0:11.15)	0:23.04 [7] (0:11.11)	0:11.93 [6] (0:11.93)							
Average Speed [km/h]	43.4	61.7	60.7	60.2	64.7	64.8	60.4							
Top Speed [km/h]	59.7	62.5	62.0	63.2	67.1	67.1	62.0							
Avg. Dist. to Rail [m]	1.1	0.6	1.3	4.7	5.0	5.8	6.5							
Avg. Stride Freq. [Hz]	2.1	2.2	2.2	2.2	2.3	2.2	2.2							
Avg. Stride Length [m]	6.1	7.5	7.7	7.5	7.9	8.0	7.7							



- [ ] Ranking at each section and finish
- .-.- No data available at this section
- NA No data available



Horse/Jockey Name	Craiglea Etna
Final Rank	6
Fastest Section Time (Section)	0:08.32 (Overall)
Top Speed [km/h] (Section)	67.5 (600m)
Race State	Finished

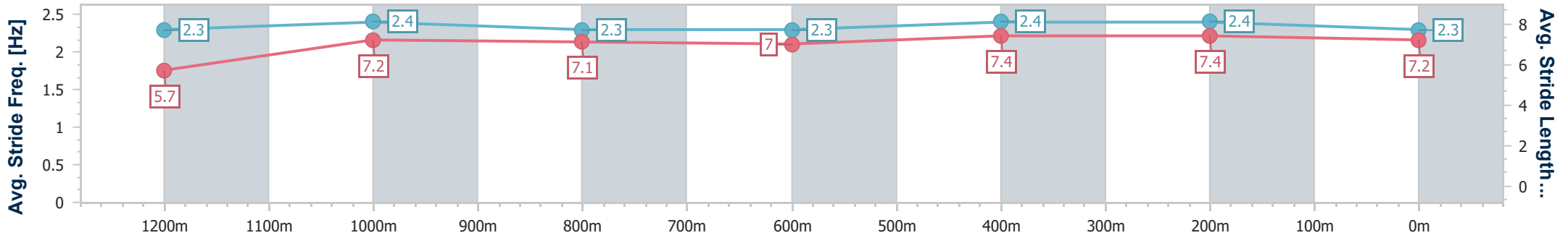
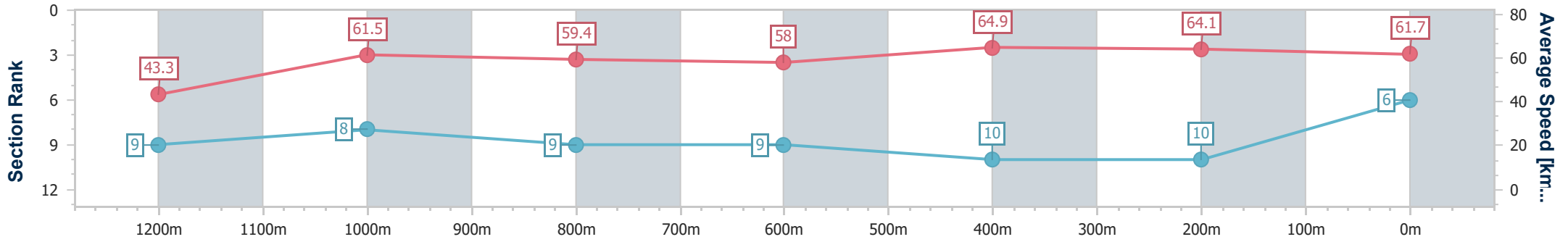


Rockhampton QLD Professional  
Race 5: Warner Building Group Pty Ltd BENCHMARK 60  
Handicap - 1300m



31 May 2024 - 14:11  
Track Rating: Soft 5, Weather: Showers, Rail Position: +8m from  
950 - 600 +6.5m for the remainder

Section	Overall	1200m	1000m	800m	600m	400m	200m							
Section Times	1:18.48 [6] (0:08.32)	1:10.16 [9] (0:11.70)	0:58.46 [8] (0:12.01)	0:46.45 [9] (0:12.44)	0:34.01 [9] (0:11.11)	0:22.90 [10] (0:11.22)	0:11.68 [10] (0:11.68)							
Average Speed [km/h]	43.3	61.5	59.4	58.0	64.9	64.1	61.7							
Top Speed [km/h]	60.6	62.5	61.1	60.9	67.5	67.5	65.6							
Avg. Dist. to Rail [m]	1.0	1.2	1.6	0.4	2.7	6.5	9.2							
Avg. Stride Freq. [Hz]	2.3	2.4	2.3	2.3	2.4	2.4	2.3							
Avg. Stride Length [m]	5.7	7.2	7.1	7.0	7.4	7.4	7.2							



- [ ] Ranking at each section and finish
- .-.- No data available at this section
- NA No data available





Horse/Jockey Name	Luvn' Our Grace
Final Rank	7
Fastest Section Time (Section)	0:08.27 (Overall)
Top Speed [km/h] (Section)	66.9 (400m)
Race State	Finished

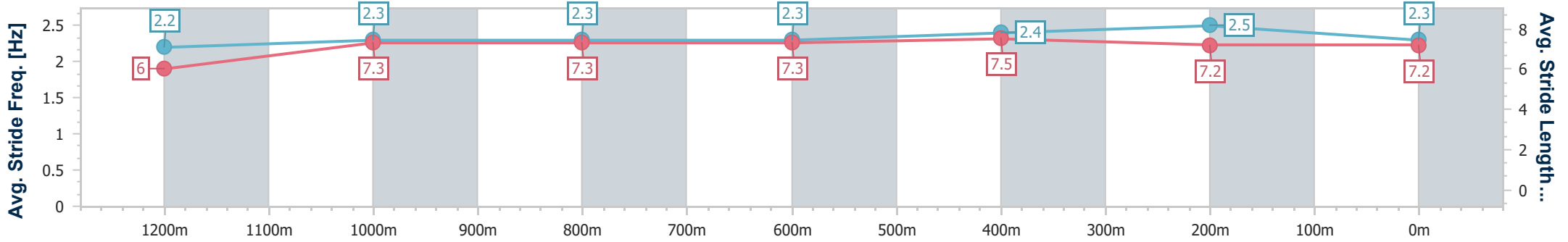
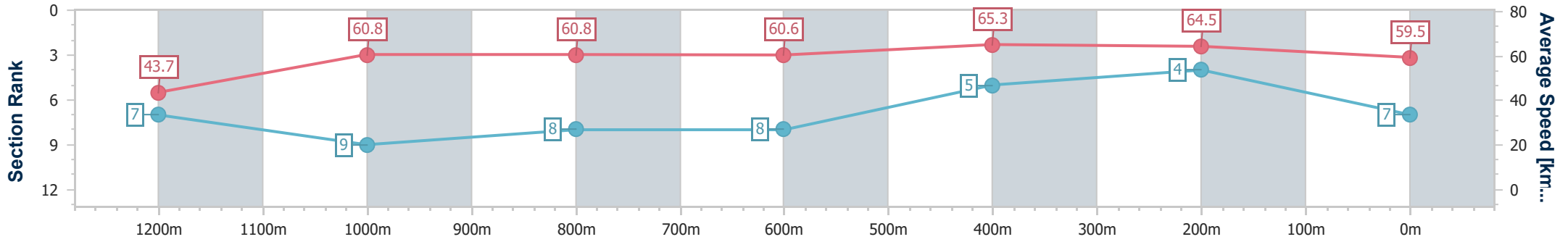


Rockhampton QLD Professional  
 Race 5: Warner Building Group Pty Ltd BENCHMARK 60  
 Handicap - 1300m



31 May 2024 - 14:11  
 Track Rating: Soft 5, Weather: Showers, Rail Position: +8m from  
 950 - 600 +6.5m for the remainder

Section	Overall	1200m	1000m	800m	600m	400m	200m
Section Times	1:18.51 [7] (0:08.27)	1:10.24 [7] (0:11.85)	0:58.39 [9] (0:11.88)	0:46.51 [8] (0:12.19)	0:34.32 [8] (0:11.05)	0:23.27 [5] (0:11.15)	0:12.12 [4] (0:12.12)
Average Speed [km/h]	43.7	60.8	60.8	60.6	65.3	64.5	59.5
Top Speed [km/h]	59.0	61.5	62.3	62.3	66.9	66.9	62.6
Avg. Dist. to Rail [m]	5.8	0.6	1.0	3.3	5.5	5.8	5.3
Avg. Stride Freq. [Hz]	2.2	2.3	2.3	2.3	2.4	2.5	2.3
Avg. Stride Length [m]	6.0	7.3	7.3	7.3	7.5	7.2	7.2



- [ ] Ranking at each section and finish
- .-.- No data available at this section
- NA No data available



Horse/Jockey Name	Toy Blaze
Final Rank	8
Fastest Section Time (Section)	0:07.68 (Overall)
Top Speed [km/h] (Section)	64.8 (600m)
Race State	Finished

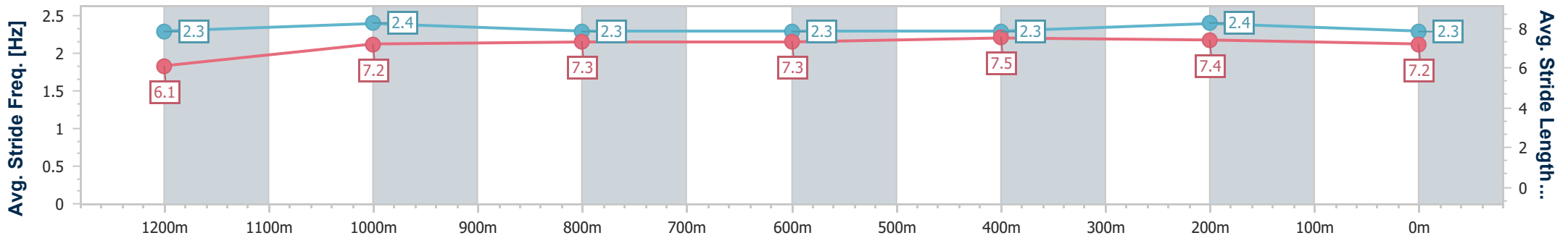
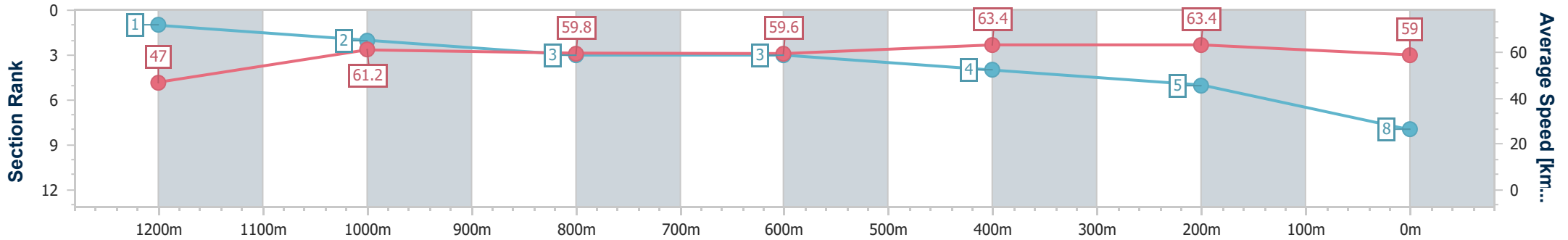


Rockhampton QLD Professional  
 Race 5: Warner Building Group Pty Ltd BENCHMARK 60  
 Handicap - 1300m



31 May 2024 - 14:11  
 Track Rating: Soft 5, Weather: Showers, Rail Position: +8m from  
 950 - 600 +6.5m for the remainder

Section	Overall	1200m	1000m	800m	600m	400m	200m
Section Times	1:18.63 [8] (0:07.68)	1:10.95 [1] (0:11.74)	0:59.21 [2] (0:11.95)	0:47.26 [3] (0:12.31)	0:34.95 [3] (0:11.37)	0:23.58 [4] (0:11.36)	0:12.22 [5] (0:12.22)
Average Speed [km/h]	47.0	61.2	59.8	59.6	63.4	63.4	59.0
Top Speed [km/h]	59.0	62.4	62.3	62.6	64.8	64.6	61.2
Avg. Dist. to Rail [m]	2.5	1.7	1.5	2.4	3.5	4.2	4.0
Avg. Stride Freq. [Hz]	2.3	2.4	2.3	2.3	2.3	2.4	2.3
Avg. Stride Length [m]	6.1	7.2	7.3	7.3	7.5	7.4	7.2



- [ ] Ranking at each section and finish
- .-.- No data available at this section
- NA No data available



Horse/Jockey Name	Struck Twice
Final Rank	9
Fastest Section Time (Section)	0:08.10 (Overall)
Top Speed [km/h] (Section)	65.6 (400m)
Race State	Finished

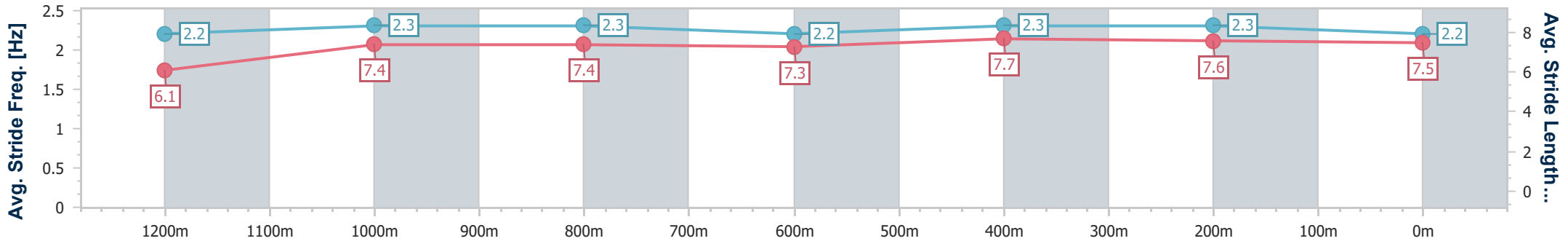
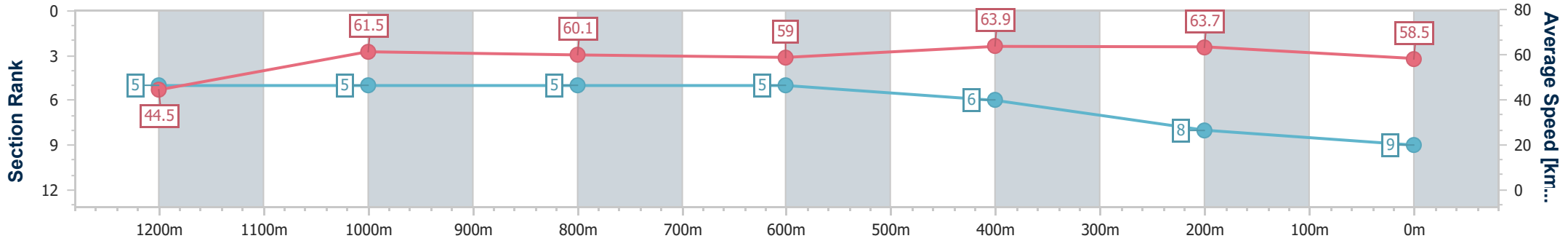


Rockhampton QLD Professional  
Race 5: Warner Building Group Pty Ltd BENCHMARK 60  
Handicap - 1300m



31 May 2024 - 14:11  
Track Rating: Soft 5, Weather: Showers, Rail Position: +8m from  
950 - 600 +6.5m for the remainder

Section	Overall	1200m	1000m	800m	600m	400m	200m
Section Times	1:18.84 [9] (0:08.10)	1:10.74 [5] (0:11.67)	0:59.07 [5] (0:11.86)	0:47.21 [5] (0:12.33)	0:34.88 [5] (0:11.28)	0:23.60 [6] (0:11.31)	0:12.29 [8] (0:12.29)
Average Speed [km/h]	44.5	61.5	60.1	59.0	63.9	63.7	58.5
Top Speed [km/h]	59.0	63.0	61.6	62.9	65.6	65.6	61.2
Avg. Dist. to Rail [m]	1.5	1.4	1.7	1.5	3.1	4.2	5.1
Avg. Stride Freq. [Hz]	2.2	2.3	2.3	2.2	2.3	2.3	2.2
Avg. Stride Length [m]	6.1	7.4	7.4	7.3	7.7	7.6	7.5



- [ ] Ranking at each section and finish
- .-.- No data available at this section
- NA No data available



Horse/Jockey Name	Pauli
Final Rank	10
Fastest Section Time (Section)	0:08.11 (Overall)
Top Speed [km/h] (Section)	65.5 (400m)
Race State	Finished

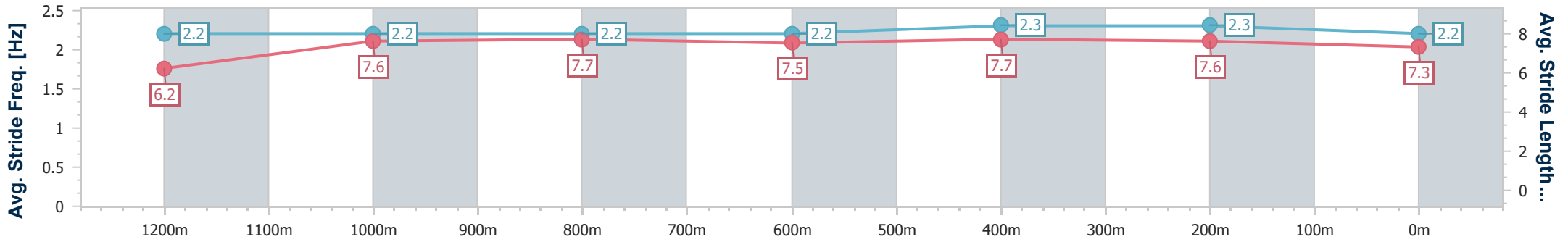
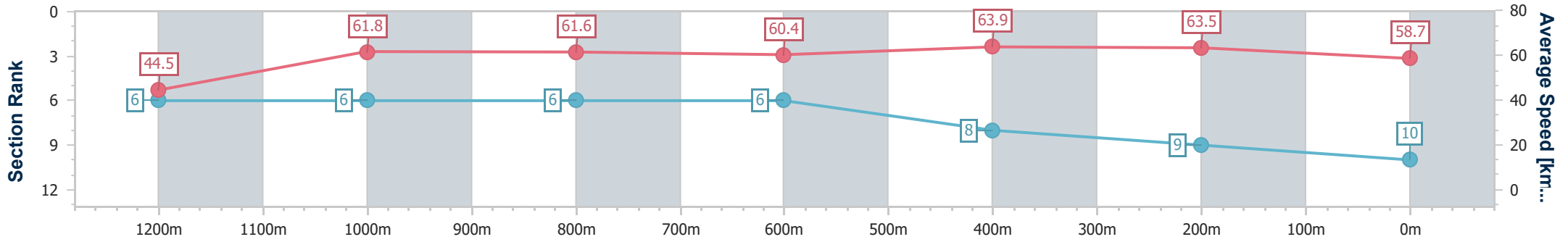


Rockhampton QLD Professional  
Race 5: Warner Building Group Pty Ltd BENCHMARK 60  
Handicap - 1300m



31 May 2024 - 14:11  
Track Rating: Soft 5, Weather: Showers, Rail Position: +8m from  
950 - 600 +6.5m for the remainder

Section	Overall	1200m	1000m	800m	600m	400m	200m							
Section Times	1:18.93 [10] (0:08.11)	1:10.82 [6] (0:11.67)	0:59.15 [6] (0:11.87)	0:47.28 [6] (0:12.40)	0:34.88 [6] (0:11.29)	0:23.59 [8] (0:11.33)	0:12.26 [9] (0:12.26)							
Average Speed [km/h]	44.5	61.8	61.6	60.4	63.9	63.5	58.7							
Top Speed [km/h]	57.1	63.3	63.2	62.4	65.5	65.5	61.1							
Avg. Dist. to Rail [m]	5.9	1.4	1.7	5.2	5.4	6.8	7.3							
Avg. Stride Freq. [Hz]	2.2	2.2	2.2	2.2	2.3	2.3	2.2							
Avg. Stride Length [m]	6.2	7.6	7.7	7.5	7.7	7.6	7.3							



- [ ] Ranking at each section and finish
- .-.- No data available at this section
- NA No data available