



# Rockhampton QLD Professional

## Race 3: Pink Ribbon Day Saturday 15 June OPEN Handicap - 1100m

31 May 2024 - 13:19



Track Rating: Soft 5, Weather: Showers, Rail Position: +8m from 950 - 600 +6.5m for the remainder

Section		Overall	1000m	800m	600m	400m	200m	Last 600m					
Field Times		1:04.20 (0:07.49)	0:56.71 (0:11.42)	0:45.29 (0:11.58)	0:33.71 (0:11.03)	0:22.68 (0:11.10)	0:11.58 (0:11.58)	0:33.71					
Rank	TAB Horse/Jockey	Barrier	Top Speed [km/h]	Fastest Section								Margin	Distance Travelled [m]
1	5 THISLAND IS MYLAND Les Tilley	2	67.5 600m	0:07.67 Overall	1:04.20 [1] (0:07.67)	0:56.53 [3] (0:11.48)	0:45.05 [4] (0:11.58)	0:33.47 [2] (0:10.91)	0:22.56 [2] (0:10.99)	0:11.57 [2] (0:11.57)	1:04.20	0:33.47	
2	4 COURTESY BUS Ryan Wiggins	1	66.5 1000m	0:07.67 Overall	1:04.50 [2] (0:07.67)	0:56.83 [4] (0:11.24)	0:45.59 [1] (0:11.58)	0:34.01 [1] (0:11.03)	0:22.98 [1] (0:11.10)	0:11.88 [1] (0:11.88)	1.73L	0:34.01	+1
3	6 MEDIA EMPIRE Warwick Satherley	4	68.0 600m	0:07.55 Overall	1:04.71 [3] (0:07.55)	0:57.16 [2] (0:11.74)	0:45.42 [5] (0:11.55)	0:33.87 [5] (0:10.94)	0:22.93 [4] (0:10.98)	0:11.95 [3] (0:11.95)	2.98L	0:33.87	-1
4	2 EXETER Georgina Cartwright	6	67.6 600m	0:07.49 Overall	1:04.80 [4] (0:07.49)	0:57.31 [1] (0:11.60)	0:45.71 [3] (0:11.65)	0:34.06 [3] (0:10.90)	0:23.16 [3] (0:11.13)	0:12.03 [4] (0:12.03)	3.49L	0:34.06	-1
5	8 IT'S GERRY Brooke Johnson	3	65.7 1000m	0:07.69 Overall	1:06.09 [5] (0:07.69)	0:58.40 [5] (0:11.35)	0:47.05 [2] (0:11.74)	0:35.31 [4] (0:11.15)	0:24.16 [5] (0:11.37)	0:12.79 [5] (0:12.79)	11.06L	0:35.31	+2

Scratched: Mill Rossa (#1), Captain Fox (#3), Bleriot (#7)



Horse/Jockey Name	Thisland Is Myland
Final Rank	1
Fastest Section Time (Section)	0:07.67 (Overall)
Top Speed [km/h] (Section)	67.5 (600m)
Race State	Finished



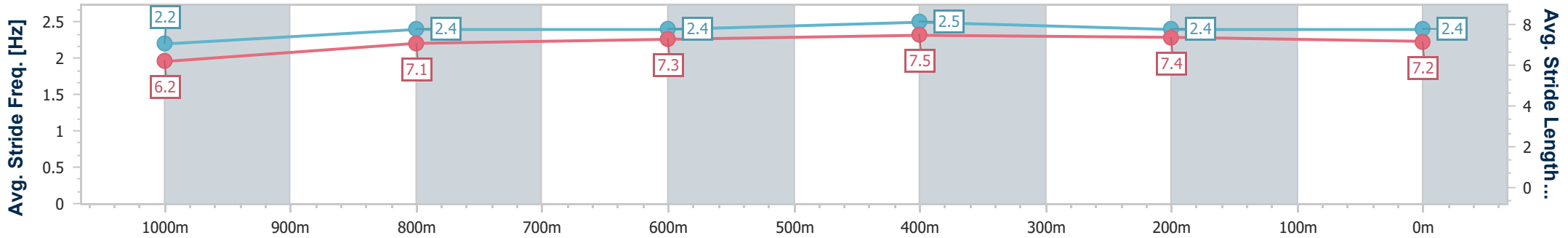
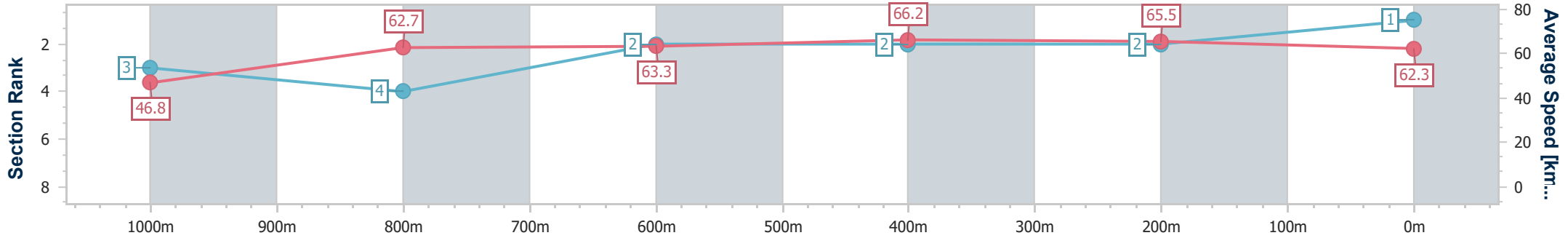
Rockhampton QLD Professional  
Race 3: Pink Ribbon Day Saturday 15 June OPEN Handicap - 1100m



31 May 2024 - 13:19

Track Rating: Soft 5, Weather: Showers, Rail Position: +8m from 950 - 600 +6.5m for the remainder

Section	Overall	1000m	800m	600m	400m	200m								
Section Times	1:04.20 [1] (0:07.67)	0:56.53 [3] (0:11.48)	0:45.05 [4] (0:11.58)	0:33.47 [2] (0:10.91)	0:22.56 [2] (0:10.99)	0:11.57 [2] (0:11.57)								
Average Speed [km/h]	46.8	62.7	63.3	66.2	65.5	62.3								
Top Speed [km/h]	60.1	64.3	64.6	67.5	66.9	66.0								
Avg. Dist. to Rail [m]	0.3	0.8	2.3	3.8	4.5	3.1								
Avg. Stride Freq. [Hz]	2.2	2.4	2.4	2.5	2.4	2.4								
Avg. Stride Length [m]	6.2	7.1	7.3	7.5	7.4	7.2								



- [ ] Ranking at each section and finish
- .-.- No data available at this section
- NA No data available



Horse/Jockey Name	Courtesy Bus
Final Rank	2
Fastest Section Time (Section)	0:07.67 (Overall)
Top Speed [km/h] (Section)	66.5 (1000m)
Race State	Finished



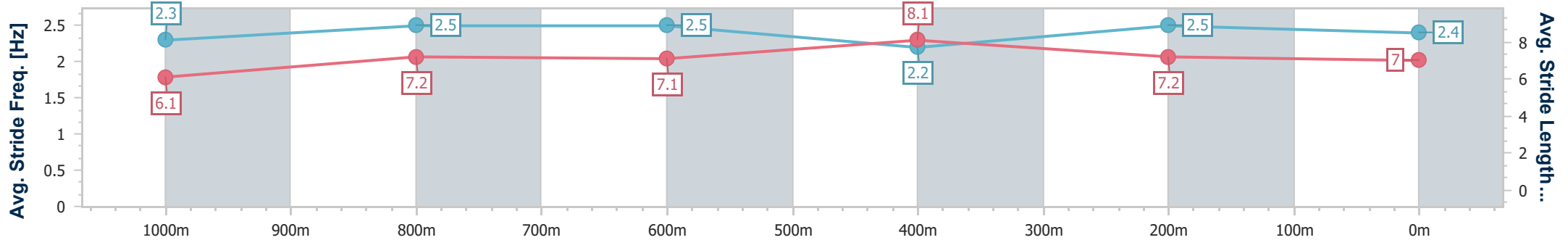
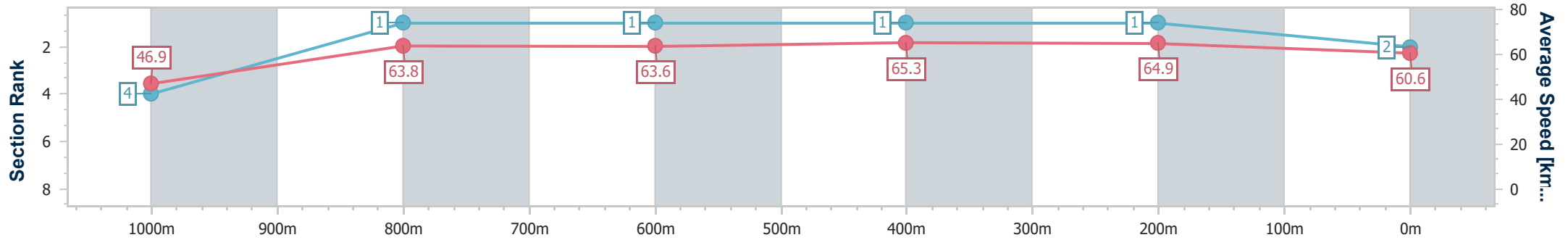
Rockhampton QLD Professional  
Race 3: Pink Ribbon Day Saturday 15 June OPEN Handicap - 1100m



31 May 2024 - 13:19

Track Rating: Soft 5, Weather: Showers, Rail Position: +8m from 950 - 600 +6.5m for the remainder

Section	Overall	1000m	800m	600m	400m	200m
Section Times	1:04.50 [2] (0:07.67)	0:56.83 [4] (0:11.24)	0:45.59 [1] (0:11.58)	0:34.01 [1] (0:11.03)	0:22.98 [1] (0:11.10)	0:11.88 [1] (0:11.88)
Average Speed [km/h]	46.9	63.8	63.6	65.3	64.9	60.6
Top Speed [km/h]	63.7	66.5	64.2	66.4	66.5	63.0
Avg. Dist. to Rail [m]	1.8	1.1	2.8	4.3	4.3	2.6
Avg. Stride Freq. [Hz]	2.3	2.5	2.5	2.2	2.5	2.4
Avg. Stride Length [m]	6.1	7.2	7.1	8.1	7.2	7.0





Horse/Jockey Name	Media Empire
Final Rank	3
Fastest Section Time (Section)	0:07.55 (Overall)
Top Speed [km/h] (Section)	68.0 (600m)
Race State	Finished



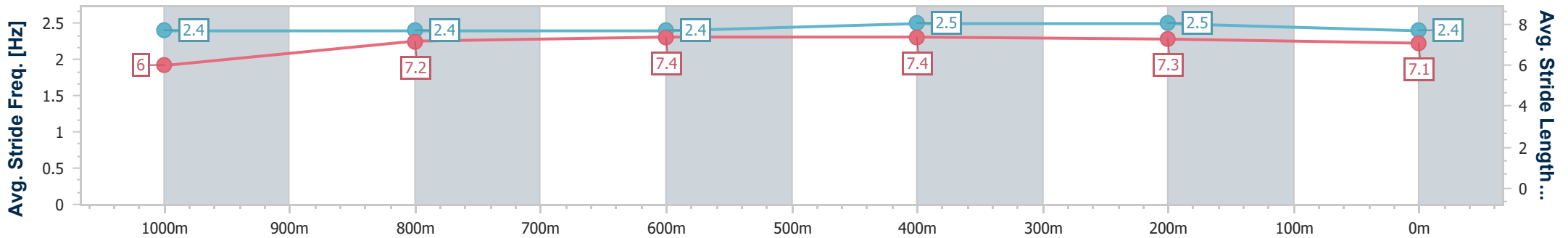
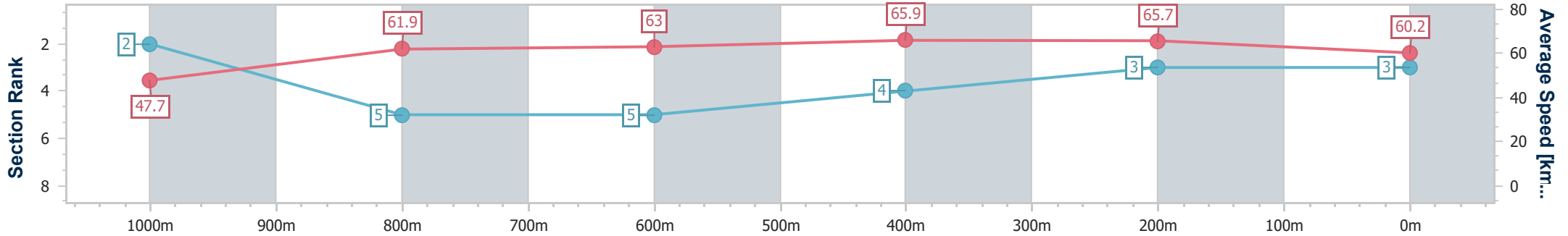
Rockhampton QLD Professional  
Race 3: Pink Ribbon Day Saturday 15 June OPEN Handicap - 1100m



31 May 2024 - 13:19

Track Rating: Soft 5, Weather: Showers, Rail Position: +8m from 950 - 600 +6.5m for the remainder

Section	Overall	1000m	800m	600m	400m	200m								
Section Times	1:04.71 [3] (0:07.55)	0:57.16 [2] (0:11.74)	0:45.42 [5] (0:11.55)	0:33.87 [5] (0:10.94)	0:22.93 [4] (0:10.98)	0:11.95 [3] (0:11.95)								
Average Speed [km/h]	47.7	61.9	63.0	65.9	65.7	60.2								
Top Speed [km/h]	60.7	63.3	65.1	68.0	67.7	64.1								
Avg. Dist. to Rail [m]	2.1	1.2	1.7	1.7	1.8	1.9								
Avg. Stride Freq. [Hz]	2.4	2.4	2.4	2.5	2.5	2.4								
Avg. Stride Length [m]	6.0	7.2	7.4	7.4	7.3	7.1								



- [ ] Ranking at each section and finish
- .-.- No data available at this section
- NA No data available



Horse/Jockey Name	Exeter
Final Rank	4
Fastest Section Time (Section)	0:07.49 (Overall)
Top Speed [km/h] (Section)	67.6 (600m)
Race State	Finished



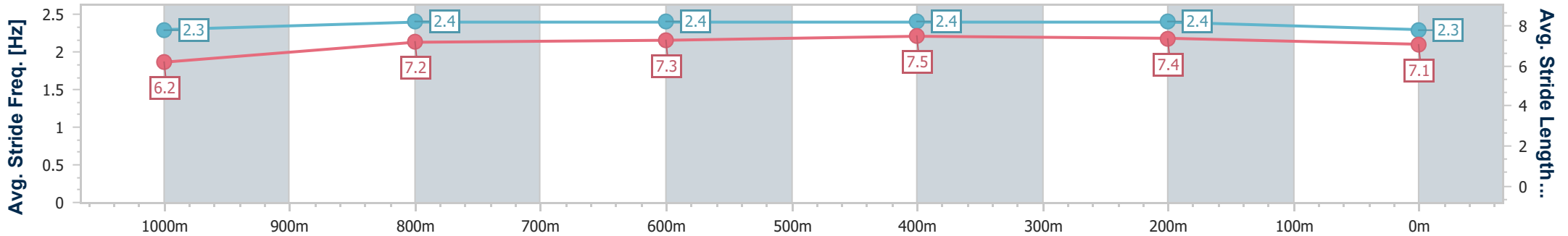
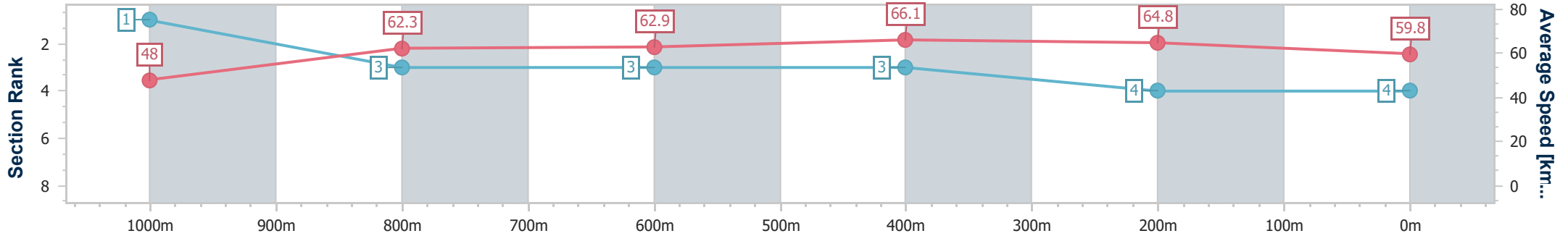
Rockhampton QLD Professional  
Race 3: Pink Ribbon Day Saturday 15 June OPEN Handicap - 1100m



31 May 2024 - 13:19

Track Rating: Soft 5, Weather: Showers, Rail Position: +8m from 950 - 600 +6.5m for the remainder

Section	Overall	1000m	800m	600m	400m	200m
Section Times	1:04.80 [4] (0:07.49)	0:57.31 [1] (0:11.60)	0:45.71 [3] (0:11.65)	0:34.06 [3] (0:10.90)	0:23.16 [3] (0:11.13)	0:12.03 [4] (0:12.03)
Average Speed [km/h]	48.0	62.3	62.9	66.1	64.8	59.8
Top Speed [km/h]	61.7	64.9	64.4	67.6	67.2	61.6
Avg. Dist. to Rail [m]	2.6	0.8	2.2	2.5	3.7	2.8
Avg. Stride Freq. [Hz]	2.3	2.4	2.4	2.4	2.4	2.3
Avg. Stride Length [m]	6.2	7.2	7.3	7.5	7.4	7.1



- [ ] Ranking at each section and finish
- .-.- No data available at this section
- NA No data available



Horse/Jockey Name	It's Gerry
Final Rank	5
Fastest Section Time (Section)	0:07.69 (Overall)
Top Speed [km/h] (Section)	65.7 (1000m)
Race State	Finished



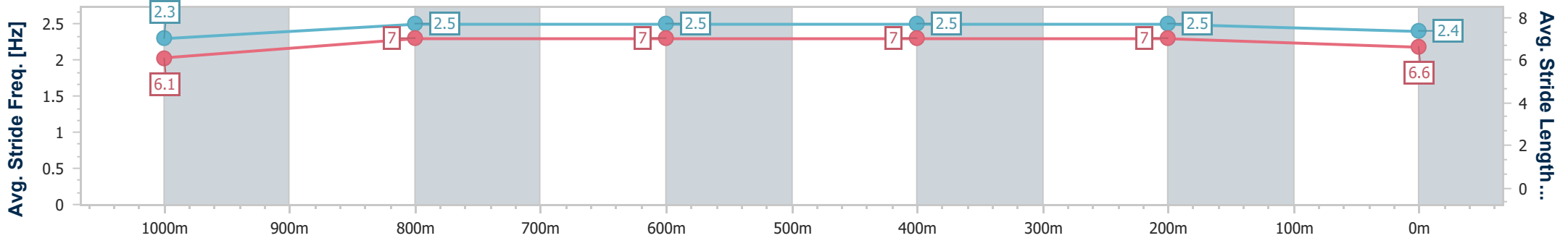
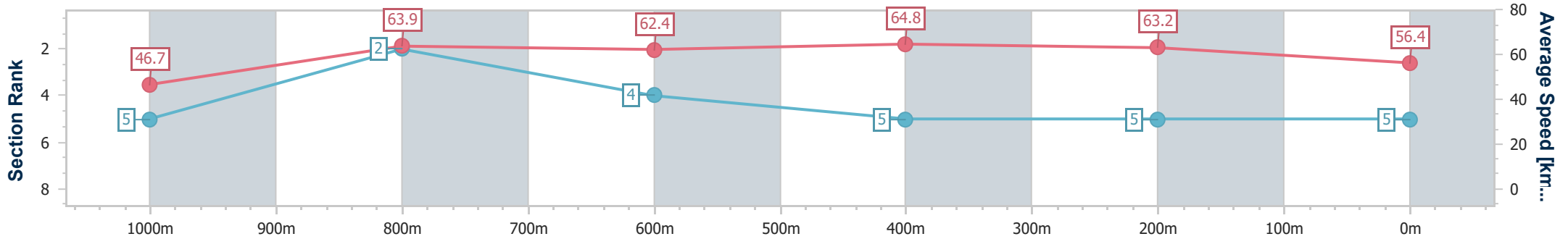
Rockhampton QLD Professional  
Race 3: Pink Ribbon Day Saturday 15 June OPEN Handicap - 1100m



31 May 2024 - 13:19

Track Rating: Soft 5, Weather: Showers, Rail Position: +8m from 950 - 600 +6.5m for the remainder

Section	Overall	1000m	800m	600m	400m	200m									
Section Times	1:06.09 [5] (0:07.69)	0:58.40 [5] (0:11.35)	0:47.05 [2] (0:11.74)	0:35.31 [4] (0:11.15)	0:24.16 [5] (0:11.37)	0:12.79 [5] (0:12.79)									
Average Speed [km/h]	46.7	63.9	62.4	64.8	63.2	56.4									
Top Speed [km/h]	63.1	65.7	63.3	65.6	65.4	60.4									
Avg. Dist. to Rail [m]	1.7	1.0	2.2	3.1	0.8	0.6									
Avg. Stride Freq. [Hz]	2.3	2.5	2.5	2.5	2.5	2.4									
Avg. Stride Length [m]	6.1	7.0	7.0	7.0	7.0	6.6									



- [ ] Ranking at each section and finish
- .-.- No data available at this section
- NA No data available