



Rockhampton QLD Professional

Race 2: TAB Maiden Handicap - 1500m

31 May 2024 - 12:57



Track Rating: Soft 5, Weather: Showers, Rail Position: +8m from 950 - 600 +6.5m for the remainder

Section		Overall	1400m	1200m	1000m	800m	600m	400m	Last 600m
Field Times		1:31.22 (0:08.03)	1:23.19 (0:11.00)	1:12.19 (0:11.17)	1:01.02 (0:11.90)	0:49.12 (0:12.44)	0:36.68 (0:11.91)	0:24.77 (0:12.23)	0:36.68

Rank	TAB	Horse/Jockey	Barrier	Top Speed [km/h]	Fastest Section	Overall	1400m	1200m	1000m	800m	600m	400m	Last 600m	Distance Travelled [m]
1	4	NAHEIGHTKAY Georgina Cartwright	1	67.8 1400m	0:08.37 Overall	1:31.22 [1] (0:08.37)	1:22.85 [5] (0:10.99)	1:11.86 [4] (0:11.27)	1:00.59 [4] (0:11.81)	0:48.78 [3] (0:12.60)	0:36.18 [4] (0:11.73)	0:24.45 [3] (0:11.91)	0:36.18	
2	3	MERLOMANN Hannah Richardson	4	66.3 1400m	0:08.35 Overall	1:31.96 [2] (0:08.35)	1:23.61 [4] (0:11.07)	1:12.54 [5] (0:11.29)	1:01.25 [5] (0:12.04)	0:49.21 [5] (0:12.30)	0:36.91 [5] (0:11.84)	0:25.07 [5] (0:12.16)	0:36.91	+3
3	9	SUPER ROOSTER Melea Castle	7	65.7 1400m	0:08.14 Overall	1:32.48 [3] (0:08.14)	1:24.34 [3] (0:11.17)	1:13.17 [3] (0:11.26)	1:01.91 [3] (0:11.97)	0:49.94 [4] (0:12.35)	0:37.59 [3] (0:11.91)	0:25.68 [4] (0:12.33)	0:37.59	-1
4	1	RUMBLING BOY Warwick Satherley	5	67.6 1400m	0:08.06 Overall	1:32.68 [4] (0:08.06)	1:24.62 [2] (0:10.97)	1:13.65 [2] (0:11.17)	1:02.48 [1] (0:11.90)	0:50.58 [1] (0:12.44)	0:38.14 [1] (0:11.96)	0:26.18 [2] (0:12.51)	0:38.14	-3
5	2	JUKE BOX JIMMY Brooke Johnson	9	66.5 1400m	0:08.03 Overall	1:32.98 [5] (0:08.03)	1:24.95 [1] (0:11.00)	1:13.95 [1] (0:11.34)	1:02.61 [2] (0:11.86)	0:50.75 [2] (0:12.35)	0:38.40 [2] (0:11.87)	0:26.53 [1] (0:12.58)	0:38.40	+0

Scratched: Atlantic Lace (#5), Hadmytime (#7), Pride An' Joy (#8), Breaker Breaker (#6)



Rockhampton QLD Professional

Race 2: TAB Maiden Handicap - 1500m

31 May 2024 - 12:57



Track Rating: Soft 5, Weather: Showers, Rail Position: +8m from 950 - 600 +6.5m for the remainder

Section				200m				Last 600m	
Field Times				0:12.54 (0:12.54)				0:36.68	
Rank	TAB	Horse/Jockey	Barrier	Top Speed [km/h]	Fastest Section	Margin			Distance Travelled [m]
1	4	NAHEIGHTKAY Georgina Cartwright	1	67.8 1400m	0:08.37 Overall	0:12.54 [1] (0:12.54)	1:31.22		0:36.18
2	3	MERLOMANN Hannah Richardson	4	66.3 1400m	0:08.35 Overall	0:12.91 [4] (0:12.91)	4.37L		0:36.91 +3
3	9	SUPER ROOSTER Melea Castle	7	65.7 1400m	0:08.14 Overall	0:13.35 [5] (0:13.35)	7.39L		0:37.59 -1
4	1	RUMBLING BOY Warwick Satherley	5	67.6 1400m	0:08.06 Overall	0:13.67 [2] (0:13.67)	8.61L		0:38.14 -3
5	2	JUKE BOX JIMMY Brooke Johnson	9	66.5 1400m	0:08.03 Overall	0:13.95 [3] (0:13.95)	10.35L		0:38.40 +0

Scratched: Atlantic Lace (#5), Hadmytime (#7), Pride An' Joy (#8), Breaker Breaker (#6)



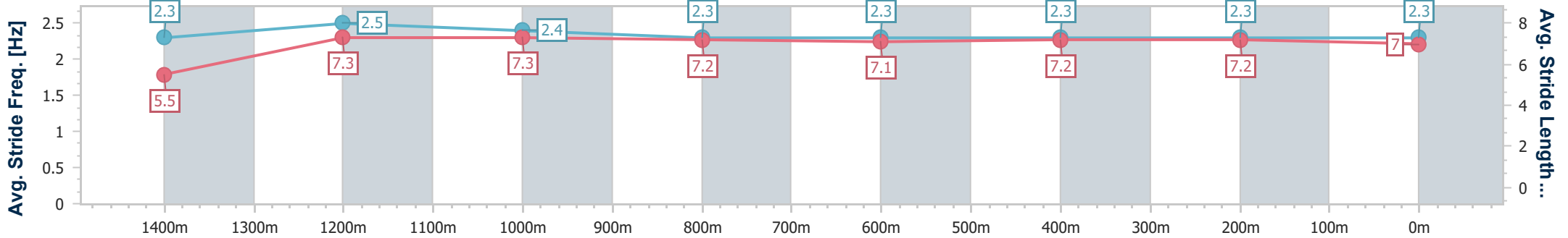
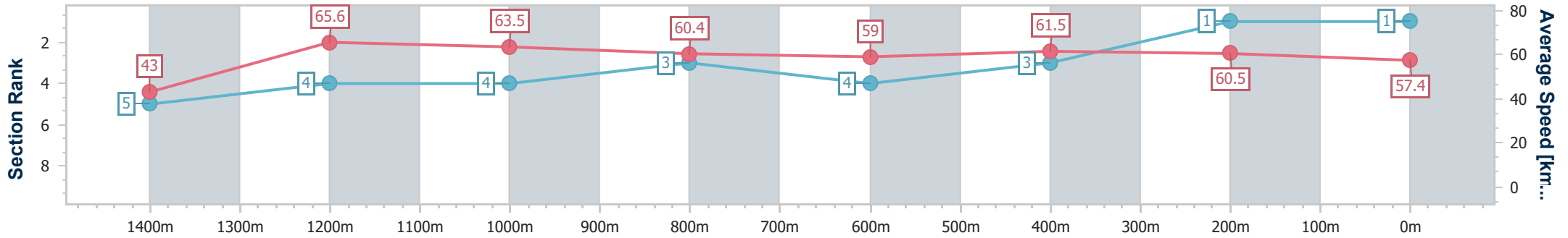
Horse/Jockey Name	Naheightkay
Final Rank	1
Fastest Section Time (Section)	0:08.37 (Overall)
Top Speed [km/h] (Section)	67.8 (1400m)
Race State	Finished



Rockhampton QLD Professional
 Race 2: TAB Maiden Handicap - 1500m
 31 May 2024 - 12:57
 Track Rating: Soft 5, Weather: Showers, Rail Position: +8m from 950 - 600 +6.5m for the remainder



Section	Overall	1400m	1200m	1000m	800m	600m	400m	200m
Section Times	1:31.22 [1] (0:08.37)	1:22.85 [5] (0:10.99)	1:11.86 [4] (0:11.27)	1:00.59 [4] (0:11.81)	0:48.78 [3] (0:12.60)	0:36.18 [4] (0:11.73)	0:24.45 [3] (0:11.91)	0:12.54 [1] (0:12.54)
Average Speed [km/h]	43.0	65.6	63.5	60.4	59.0	61.5	60.5	57.4
Top Speed [km/h]	63.8	67.8	66.1	62.9	59.6	63.5	62.3	59.7
Avg. Dist. to Rail [m]	0.9	2.8	4.2	2.4	4.1	3.5	3.6	4.7
Avg. Stride Freq. [Hz]	2.3	2.5	2.4	2.3	2.3	2.3	2.3	2.3
Avg. Stride Length [m]	5.5	7.3	7.3	7.2	7.1	7.2	7.2	7.0



- [] Ranking at each section and finish
- .-.- No data available at this section
- NA No data available



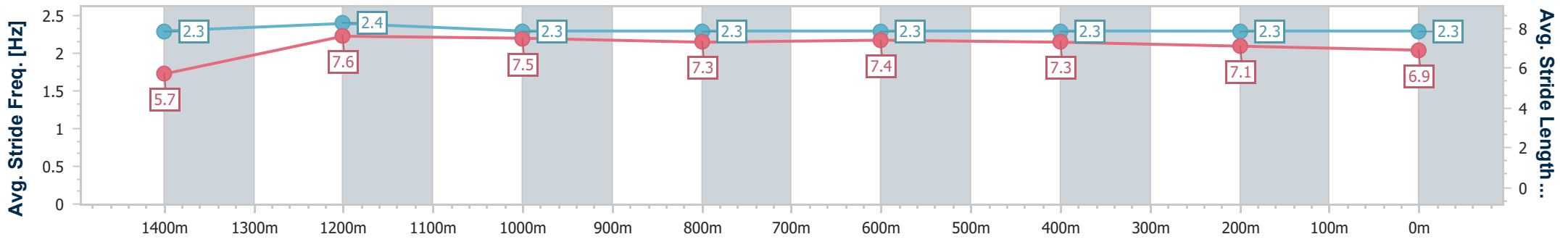
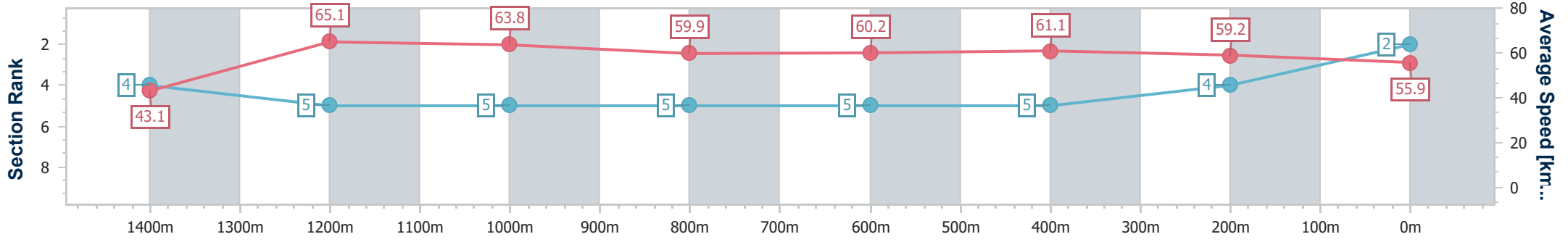
Horse/Jockey Name	Merlomann
Final Rank	2
Fastest Section Time (Section)	0:08.35 (Overall)
Top Speed [km/h] (Section)	66.3 (1400m)
Race State	Finished



Rockhampton QLD Professional
 Race 2: TAB Maiden Handicap - 1500m
 31 May 2024 - 12:57
 Track Rating: Soft 5, Weather: Showers, Rail Position: +8m from 950 - 600 +6.5m for the remainder



Section	Overall	1400m	1200m	1000m	800m	600m	400m	200m
Section Times	1:31.96 [2] (0:08.35)	1:23.61 [4] (0:11.07)	1:12.54 [5] (0:11.29)	1:01.25 [5] (0:12.04)	0:49.21 [5] (0:12.30)	0:36.91 [5] (0:11.84)	0:25.07 [5] (0:12.16)	0:12.91 [4] (0:12.91)
Average Speed [km/h]	43.1	65.1	63.8	59.9	60.2	61.1	59.2	55.9
Top Speed [km/h]	60.3	66.3	64.7	62.8	61.1	61.6	61.7	57.0
Avg. Dist. to Rail [m]	1.8	0.9	0.3	0.7	3.9	6.1	8.7	9.7
Avg. Stride Freq. [Hz]	2.3	2.4	2.3	2.3	2.3	2.3	2.3	2.3
Avg. Stride Length [m]	5.7	7.6	7.5	7.3	7.4	7.3	7.1	6.9



- [] Ranking at each section and finish
- .-.- No data available at this section
- NA No data available



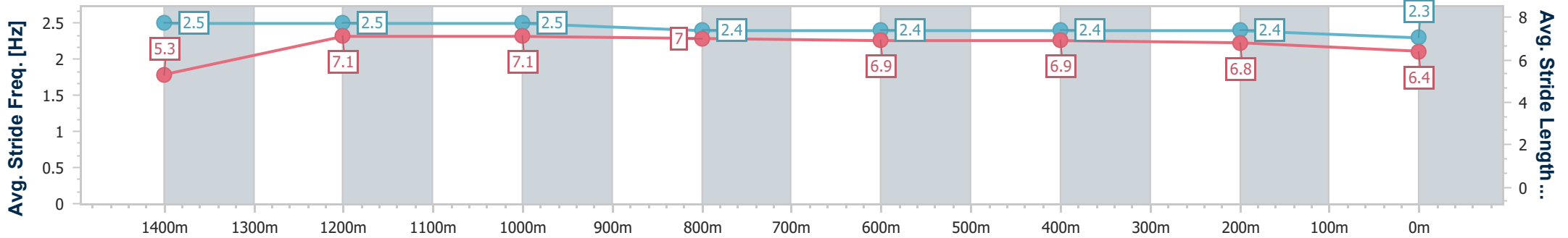
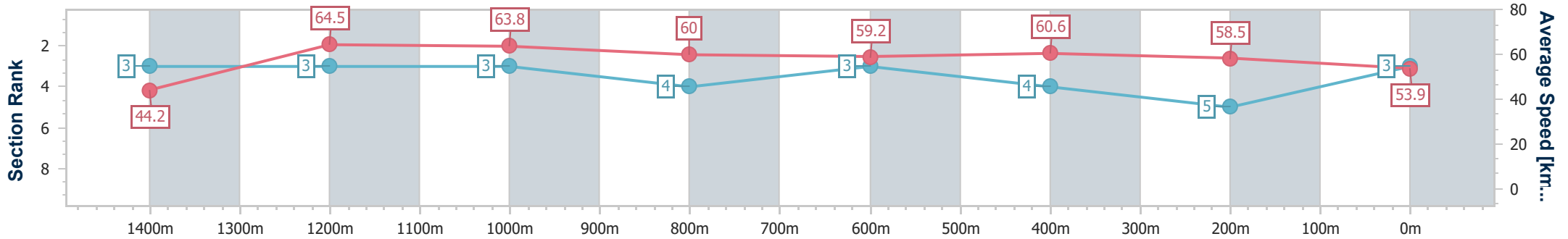
Horse/Jockey Name	Super Rooster
Final Rank	3
Fastest Section Time (Section)	0:08.14 (Overall)
Top Speed [km/h] (Section)	65.7 (1400m)
Race State	Finished



Rockhampton QLD Professional
 Race 2: TAB Maiden Handicap - 1500m
 31 May 2024 - 12:57
 Track Rating: Soft 5, Weather: Showers, Rail Position: +8m from 950 - 600 +6.5m for the remainder



Section	Overall	1400m	1200m	1000m	800m	600m	400m	200m
Section Times	1:32.48 [3] (0:08.14)	1:24.34 [3] (0:11.17)	1:13.17 [3] (0:11.26)	1:01.91 [3] (0:11.97)	0:49.94 [4] (0:12.35)	0:37.59 [3] (0:11.91)	0:25.68 [4] (0:12.33)	0:13.35 [5] (0:13.35)
Average Speed [km/h]	44.2	64.5	63.8	60.0	59.2	60.6	58.5	53.9
Top Speed [km/h]	62.1	65.7	65.5	62.7	60.8	61.6	61.0	56.6
Avg. Dist. to Rail [m]	3.4	0.1	0.7	0.9	2.2	4.0	7.0	8.1
Avg. Stride Freq. [Hz]	2.5	2.5	2.5	2.4	2.4	2.4	2.4	2.3
Avg. Stride Length [m]	5.3	7.1	7.1	7.0	6.9	6.9	6.8	6.4



- [] Ranking at each section and finish
- .-.- No data available at this section
- NA No data available



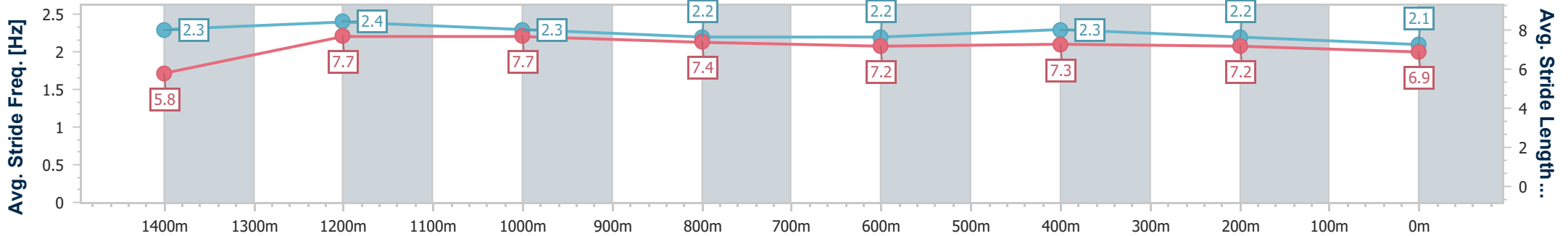
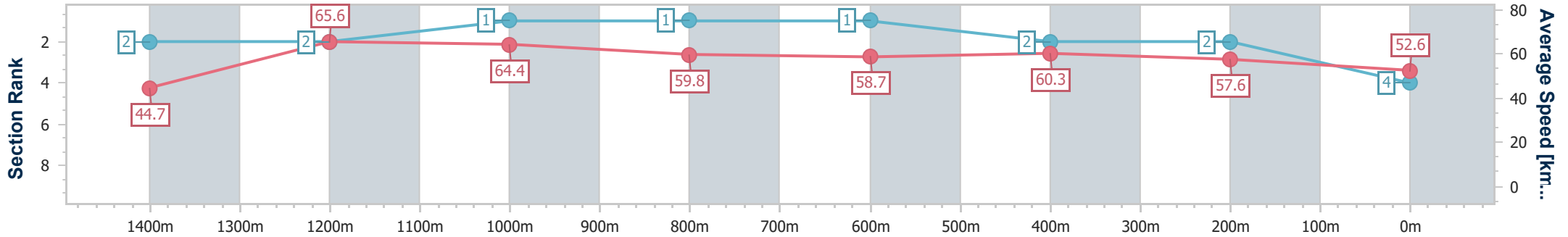
Horse/Jockey Name	Rumbling Boy
Final Rank	4
Fastest Section Time (Section)	0:08.06 (Overall)
Top Speed [km/h] (Section)	67.6 (1400m)
Race State	Finished



Rockhampton QLD Professional
 Race 2: TAB Maiden Handicap - 1500m
 31 May 2024 - 12:57
 Track Rating: Soft 5, Weather: Showers, Rail Position: +8m from 950 - 600 +6.5m for the remainder



Section	Overall	1400m	1200m	1000m	800m	600m	400m	200m
Section Times	1:32.68 [4] (0:08.06)	1:24.62 [2] (0:10.97)	1:13.65 [2] (0:11.17)	1:02.48 [1] (0:11.90)	0:50.58 [1] (0:12.44)	0:38.14 [1] (0:11.96)	0:26.18 [2] (0:12.51)	0:13.67 [2] (0:13.67)
Average Speed [km/h]	44.7	65.6	64.4	59.8	58.7	60.3	57.6	52.6
Top Speed [km/h]	60.9	67.6	66.8	61.9	60.0	61.8	59.9	55.6
Avg. Dist. to Rail [m]	2.3	0.5	1.5	1.7	2.0	2.8	2.7	2.7
Avg. Stride Freq. [Hz]	2.3	2.4	2.3	2.2	2.2	2.3	2.2	2.1
Avg. Stride Length [m]	5.8	7.7	7.7	7.4	7.2	7.3	7.2	6.9



- [] Ranking at each section and finish
- .-.- No data available at this section
- NA No data available



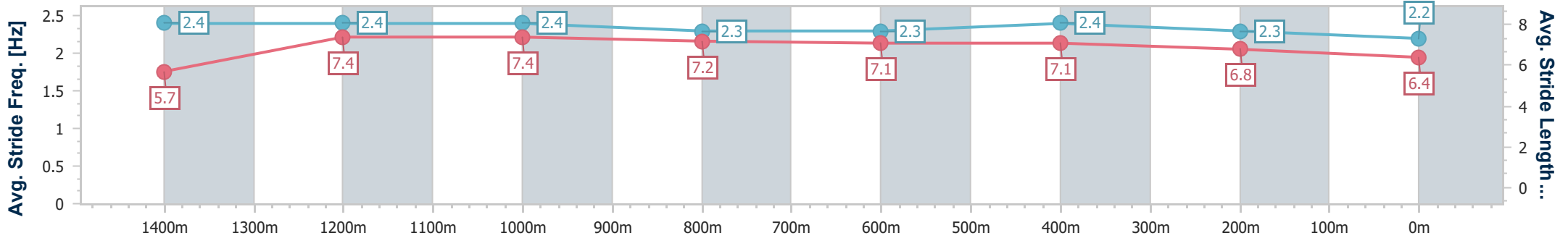
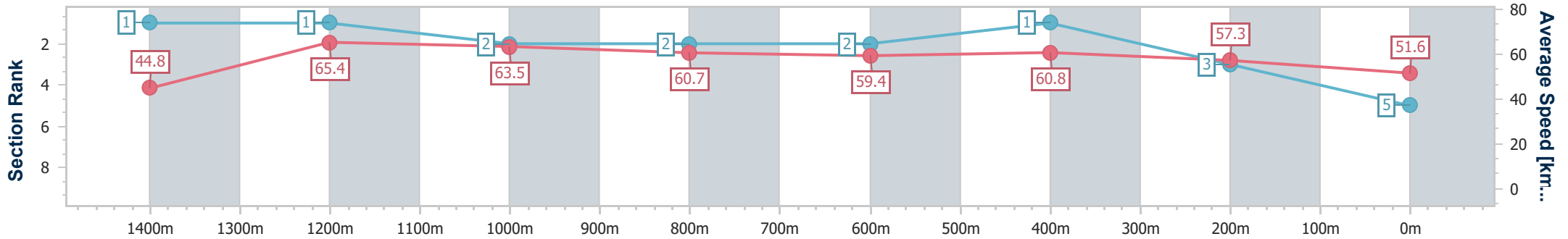
Horse/Jockey Name	Juke Box Jimmy
Final Rank	5
Fastest Section Time (Section)	0:08.03 (Overall)
Top Speed [km/h] (Section)	66.5 (1400m)
Race State	Finished



Rockhampton QLD Professional
 Race 2: TAB Maiden Handicap - 1500m
 31 May 2024 - 12:57
 Track Rating: Soft 5, Weather: Showers, Rail Position: +8m from 950 - 600 +6.5m for the remainder



Section	Overall	1400m	1200m	1000m	800m	600m	400m	200m
Section Times	1:32.98 [5] (0:08.03)	1:24.95 [1] (0:11.00)	1:13.95 [1] (0:11.34)	1:02.61 [2] (0:11.86)	0:50.75 [2] (0:12.35)	0:38.40 [2] (0:11.87)	0:26.53 [1] (0:12.58)	0:13.95 [3] (0:13.95)
Average Speed [km/h]	44.8	65.4	63.5	60.7	59.4	60.8	57.3	51.6
Top Speed [km/h]	63.7	66.5	65.5	62.4	60.7	61.2	60.1	54.4
Avg. Dist. to Rail [m]	5.4	1.9	0.5	0.8	2.6	3.6	4.0	4.6
Avg. Stride Freq. [Hz]	2.4	2.4	2.4	2.3	2.3	2.4	2.3	2.2
Avg. Stride Length [m]	5.7	7.4	7.4	7.2	7.1	7.1	6.8	6.4



- [] Ranking at each section and finish
- .-.- No data available at this section
- NA No data available