



Rockhampton QLD Professional

Race 1: Great Northern QTIS Two-Years-Old Handicap - 1100m

31 May 2024 - 12:35



Track Rating: Soft 5, Weather: Showers, Rail Position: +8m from 950 - 600 +6.5m for the remainder

Section		Overall	1000m	800m	600m	400m	200m	Last 600m					
Field Times		1:03.81 (0:07.23)	0:56.58 (0:10.58)	0:46.00 (0:11.50)	0:34.50 (0:10.87)	0:23.63 (0:11.46)	0:12.17 (0:12.17)	0:34.50					
Rank	TAB Horse/Jockey	Barrier	Top Speed [km/h]	Fastest Section							Margin	Distance Travelled [m]	
1	3 ASTRA STAR Les Tilley	5	69.0 400m	0:07.49 Overall	1:03.81 [1] (0:07.49)	0:56.32 [5] (0:11.07)	0:45.25 [4] (0:11.32)	0:33.93 [3] (0:10.83)	0:23.10 [3] (0:10.99)	0:12.11 [2] (0:12.11)	1:03.81	0:33.93	
2	1 I'LLTELLYOUGO Brooke Johnson	6	70.2 1000m	0:07.23 Overall	1:03.96 [2] (0:07.23)	0:56.73 [1] (0:10.58)	0:46.15 [1] (0:11.50)	0:34.65 [1] (0:10.87)	0:23.78 [1] (0:11.46)	0:12.32 [1] (0:12.32)	0.88L	0:34.65	-2
3	6 AMBERINGER Warwick Satherley	4	68.6 1000m	0:07.48 Overall	1:04.15 [3] (0:07.48)	0:56.67 [3] (0:10.73)	0:45.94 [2] (0:11.24)	0:34.70 [2] (0:10.88)	0:23.82 [2] (0:11.42)	0:12.40 [3] (0:12.40)	1.96L	0:34.70	-1
4	4 FRASER'S RIDGE Jackson Murphy	7	69.3 600m	0:07.71 Overall	1:04.16 [4] (0:07.71)	0:56.45 [6] (0:11.23)	0:45.22 [6] (0:11.27)	0:33.95 [6] (0:10.69)	0:23.26 [5] (0:11.14)	0:12.12 [5] (0:12.12)	2.04L	0:33.95	-1
5	2 CRYPTOSTAR Ryan Wiggins	3	68.3 600m	0:07.44 Overall	1:04.29 [5] (0:07.44)	0:56.85 [2] (0:11.22)	0:45.63 [5] (0:11.36)	0:34.27 [5] (0:10.80)	0:23.47 [4] (0:11.16)	0:12.31 [4] (0:12.31)	2.83L	0:34.27	-2
6	5 DUBIOUS AUTHORITY Melea Castle	1	65.9 1000m	0:07.48 Overall	1:04.69 [6] (0:07.48)	0:57.21 [4] (0:11.07)	0:46.14 [3] (0:11.36)	0:34.78 [4] (0:11.11)	0:23.67 [6] (0:11.37)	0:12.30 [6] (0:12.30)	5.15L	0:34.78	-4

Scratched: Mahia (#7)



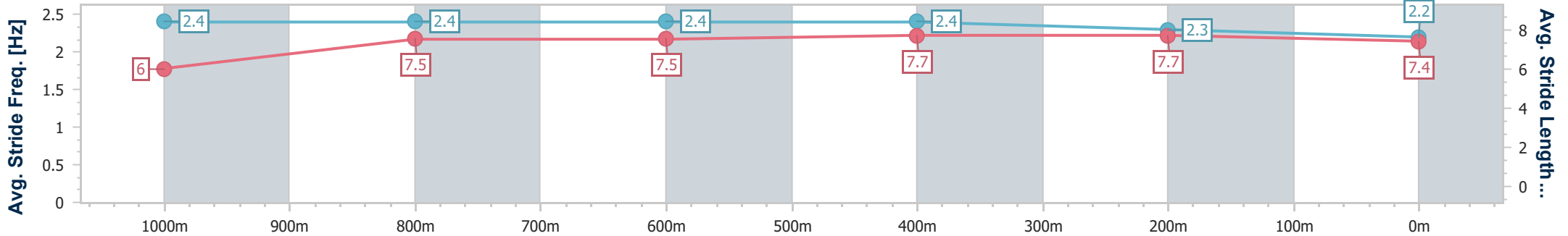
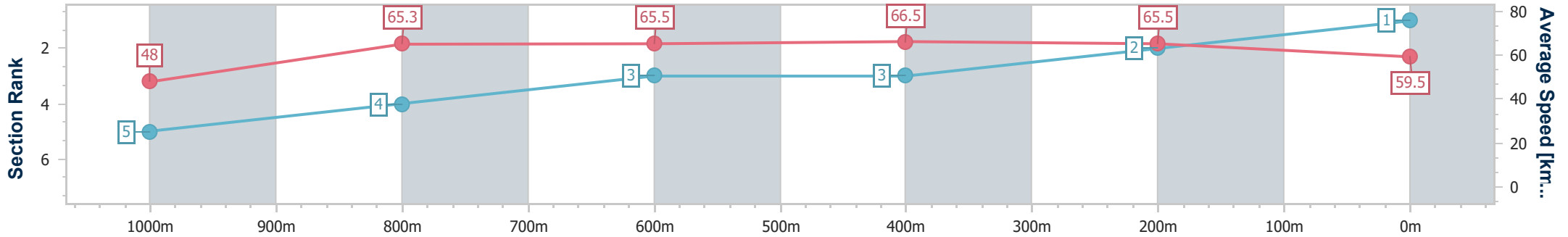
Horse/Jockey Name	Astra Star
Final Rank	1
Fastest Section Time (Section)	0:07.49 (Overall)
Top Speed [km/h] (Section)	69.0 (400m)
Race State	Finished



Rockhampton QLD Professional
 Race 1: Great Northern QTIS Two-Years-Old Handicap - 1100m
 31 May 2024 - 12:35
 Track Rating: Soft 5, Weather: Showers, Rail Position: +8m from 950 - 600 +6.5m for the remainder



Section	Overall	1000m	800m	600m	400m	200m
Section Times	1:03.81 [1] (0:07.49)	0:56.32 [5] (0:11.07)	0:45.25 [4] (0:11.32)	0:33.93 [3] (0:10.83)	0:23.10 [3] (0:10.99)	0:12.11 [2] (0:12.11)
Average Speed [km/h]	48.0	65.3	65.5	66.5	65.5	59.5
Top Speed [km/h]	64.0	66.6	66.8	69.0	69.0	62.5
Avg. Dist. to Rail [m]	0.7	1.4	3.6	3.6	2.2	4.3
Avg. Stride Freq. [Hz]	2.4	2.4	2.4	2.4	2.3	2.2
Avg. Stride Length [m]	6.0	7.5	7.5	7.7	7.7	7.4



- [] Ranking at each section and finish
- .-.- No data available at this section
- NA No data available



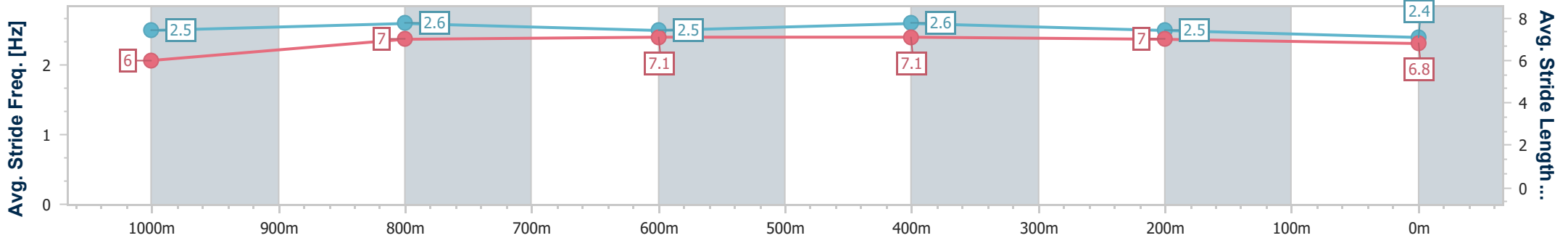
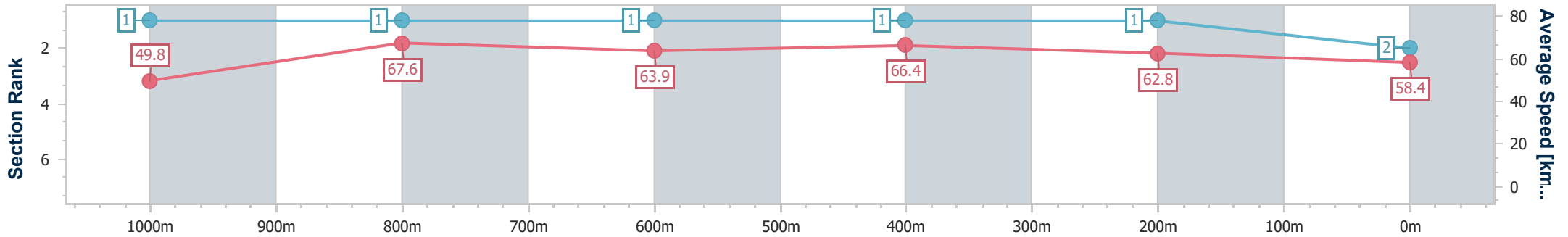
Horse/Jockey Name	I'tellyougo
Final Rank	2
Fastest Section Time (Section)	0:07.23 (Overall)
Top Speed [km/h] (Section)	70.2 (1000m)
Race State	Finished



Rockhampton QLD Professional
 Race 1: Great Northern QTIS Two-Years-Old Handicap - 1100m
 31 May 2024 - 12:35
 Track Rating: Soft 5, Weather: Showers, Rail Position: +8m from 950 - 600 +6.5m for the remainder



Section	Overall	1000m	800m	600m	400m	200m
Section Times	1:03.96 [2] (0:07.23)	0:56.73 [1] (0:10.58)	0:46.15 [1] (0:11.50)	0:34.65 [1] (0:10.87)	0:23.78 [1] (0:11.46)	0:12.32 [1] (0:12.32)
Average Speed [km/h]	49.8	67.6	63.9	66.4	62.8	58.4
Top Speed [km/h]	65.4	70.2	65.0	67.1	66.7	61.0
Avg. Dist. to Rail [m]	3.2	1.2	2.9	4.7	3.6	3.5
Avg. Stride Freq. [Hz]	2.5	2.6	2.5	2.6	2.5	2.4
Avg. Stride Length [m]	6.0	7.0	7.1	7.1	7.0	6.8



- [] Ranking at each section and finish
- .-.- No data available at this section
- NA No data available



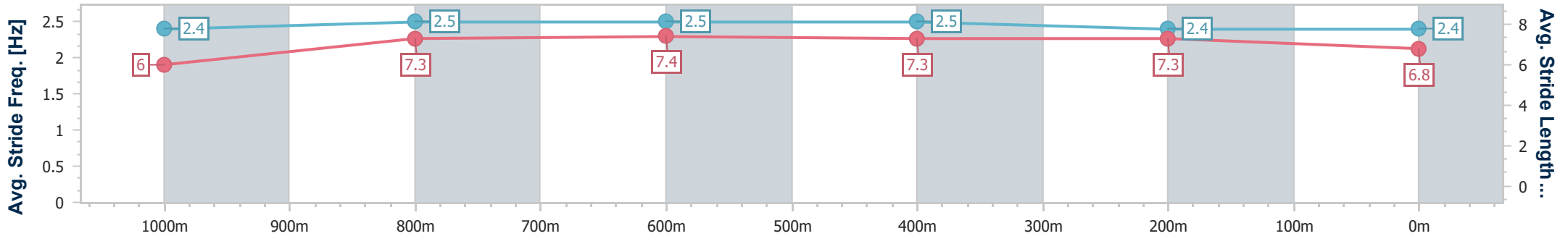
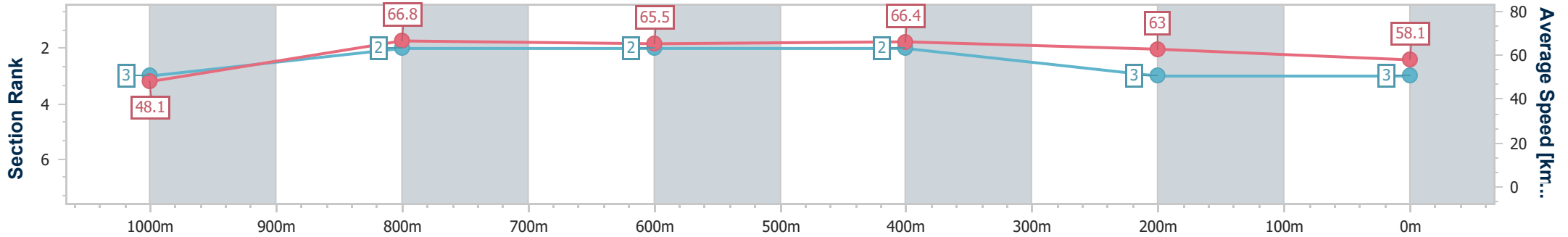
Horse/Jockey Name	Amberinger
Final Rank	3
Fastest Section Time (Section)	0:07.48 (Overall)
Top Speed [km/h] (Section)	68.6 (1000m)
Race State	Finished



Rockhampton QLD Professional
 Race 1: Great Northern QTIS Two-Years-Old Handicap - 1100m
 31 May 2024 - 12:35
 Track Rating: Soft 5, Weather: Showers, Rail Position: +8m from 950 - 600 +6.5m for the remainder



Section	Overall	1000m	800m	600m	400m	200m
Section Times	1:04.15 [3] (0:07.48)	0:56.67 [3] (0:10.73)	0:45.94 [2] (0:11.24)	0:34.70 [2] (0:10.88)	0:23.82 [2] (0:11.42)	0:12.40 [3] (0:12.40)
Average Speed [km/h]	48.1	66.8	65.5	66.4	63.0	58.1
Top Speed [km/h]	65.9	68.6	66.8	66.9	66.2	62.2
Avg. Dist. to Rail [m]	0.6	0.9	2.9	3.7	3.3	5.1
Avg. Stride Freq. [Hz]	2.4	2.5	2.5	2.5	2.4	2.4
Avg. Stride Length [m]	6.0	7.3	7.4	7.3	7.3	6.8



- [] Ranking at each section and finish
- .-.- No data available at this section
- NA No data available



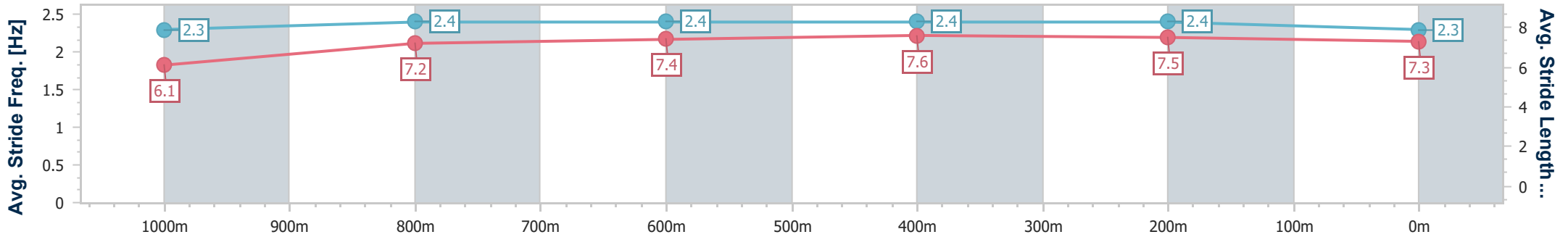
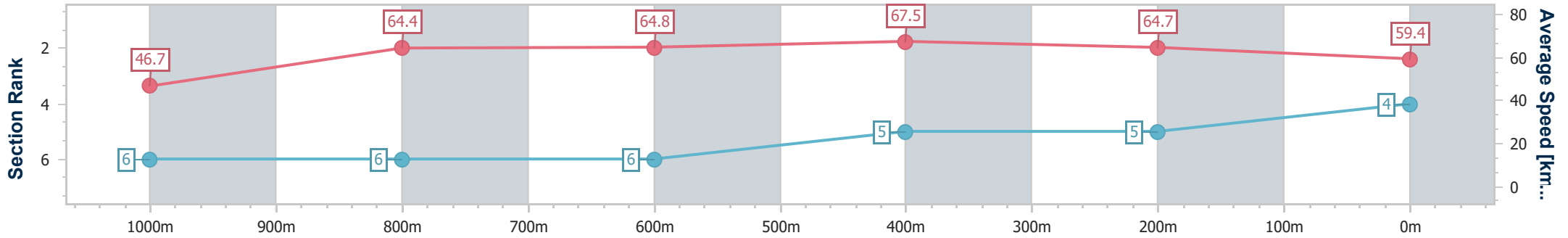
Horse/Jockey Name	Fraser's Ridge
Final Rank	4
Fastest Section Time (Section)	0:07.71 (Overall)
Top Speed [km/h] (Section)	69.3 (600m)
Race State	Finished



Rockhampton QLD Professional
 Race 1: Great Northern QTIS Two-Years-Old Handicap - 1100m
 31 May 2024 - 12:35
 Track Rating: Soft 5, Weather: Showers, Rail Position: +8m from 950 - 600 +6.5m for the remainder



Section	Overall	1000m	800m	600m	400m	200m
Section Times	1:04.16 [4] (0:07.71)	0:56.45 [6] (0:11.23)	0:45.22 [6] (0:11.27)	0:33.95 [6] (0:10.69)	0:23.26 [5] (0:11.14)	0:12.12 [5] (0:12.12)
Average Speed [km/h]	46.7	64.4	64.8	67.5	64.7	59.4
Top Speed [km/h]	63.5	65.5	66.0	69.3	67.2	62.2
Avg. Dist. to Rail [m]	3.0	1.2	2.0	4.4	5.9	7.0
Avg. Stride Freq. [Hz]	2.3	2.4	2.4	2.4	2.4	2.3
Avg. Stride Length [m]	6.1	7.2	7.4	7.6	7.5	7.3



- [] Ranking at each section and finish
- .-.- No data available at this section
- NA No data available



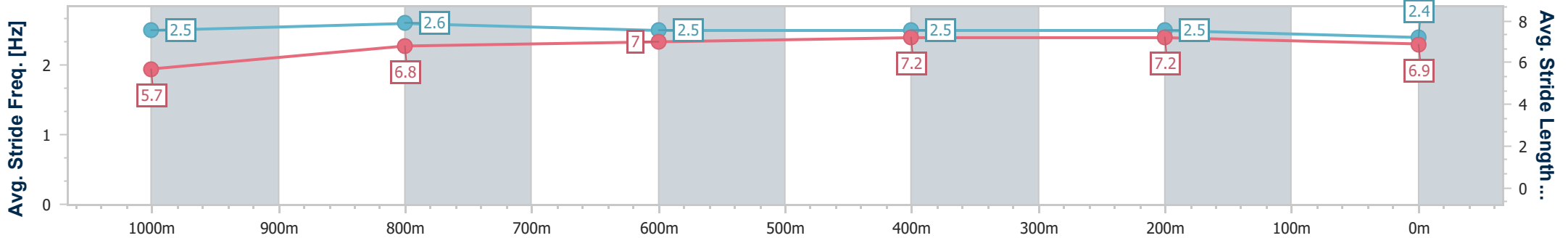
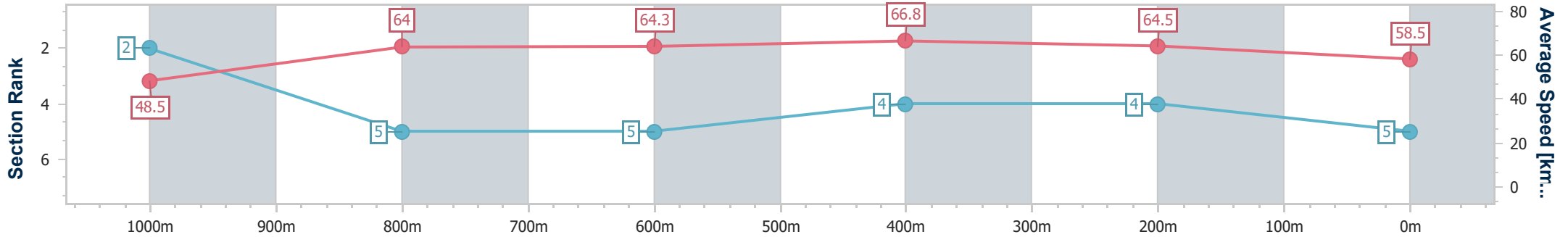
Horse/Jockey Name	Cryptostar
Final Rank	5
Fastest Section Time (Section)	0:07.44 (Overall)
Top Speed [km/h] (Section)	68.3 (600m)
Race State	Finished



Rockhampton QLD Professional
 Race 1: Great Northern QTIS Two-Years-Old Handicap - 1100m
 31 May 2024 - 12:35
 Track Rating: Soft 5, Weather: Showers, Rail Position: +8m from 950 - 600 +6.5m for the remainder



Section	Overall	1000m	800m	600m	400m	200m
Section Times	1:04.29 [5] (0:07.44)	0:56.85 [2] (0:11.22)	0:45.63 [5] (0:11.36)	0:34.27 [5] (0:10.80)	0:23.47 [4] (0:11.16)	0:12.31 [4] (0:12.31)
Average Speed [km/h]	48.5	64.0	64.3	66.8	64.5	58.5
Top Speed [km/h]	63.4	65.1	66.0	68.3	66.3	62.0
Avg. Dist. to Rail [m]	0.7	0.9	2.0	4.0	5.0	6.3
Avg. Stride Freq. [Hz]	2.5	2.6	2.5	2.5	2.5	2.4
Avg. Stride Length [m]	5.7	6.8	7.0	7.2	7.2	6.9



- [] Ranking at each section and finish
- .-.- No data available at this section
- NA No data available



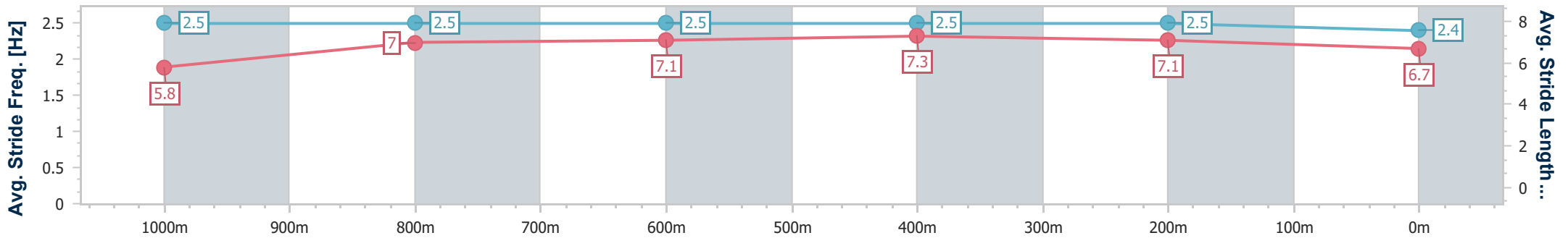
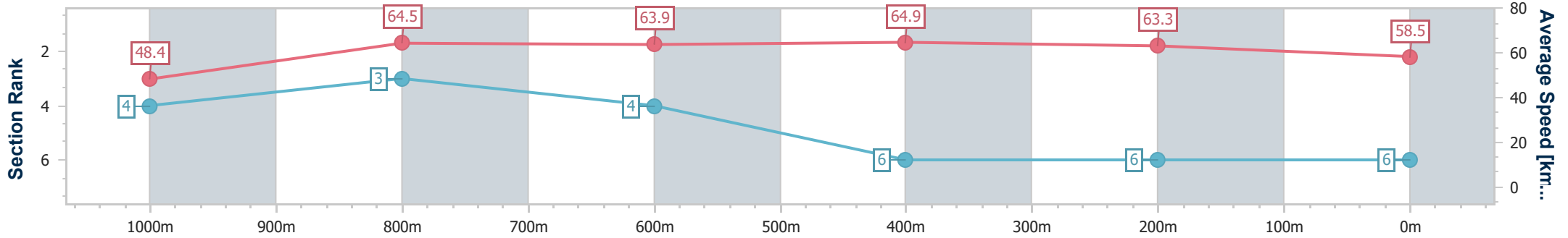
Horse/Jockey Name	Dubious Authority
Final Rank	6
Fastest Section Time (Section)	0:07.48 (Overall)
Top Speed [km/h] (Section)	65.9 (1000m)
Race State	Finished



Rockhampton QLD Professional
 Race 1: Great Northern QTIS Two-Years-Old Handicap - 1100m
 31 May 2024 - 12:35
 Track Rating: Soft 5, Weather: Showers, Rail Position: +8m from 950 - 600 +6.5m for the remainder



Section	Overall	1000m	800m	600m	400m	200m
Section Times	1:04.69 [6] (0:07.48)	0:57.21 [4] (0:11.07)	0:46.14 [3] (0:11.36)	0:34.78 [4] (0:11.11)	0:23.67 [6] (0:11.37)	0:12.30 [6] (0:12.30)
Average Speed [km/h]	48.4	64.5	63.9	64.9	63.3	58.5
Top Speed [km/h]	62.8	65.9	65.2	65.4	65.3	61.6
Avg. Dist. to Rail [m]	1.3	1.3	1.3	1.7	1.9	1.9
Avg. Stride Freq. [Hz]	2.5	2.5	2.5	2.5	2.5	2.4
Avg. Stride Length [m]	5.8	7.0	7.1	7.3	7.1	6.7



- [] Ranking at each section and finish
- .-.- No data available at this section
- NA No data available



Rockhampton QLD Professional

Race 2: TAB Maiden Handicap - 1500m

31 May 2024 - 12:57



Track Rating: Soft 5, Weather: Showers, Rail Position: +8m from 950 - 600 +6.5m for the remainder

Section		Overall	1400m	1200m	1000m	800m	600m	400m	Last 600m				
Field Times		1:31.22 (0:08.03)	1:23.19 (0:11.00)	1:12.19 (0:11.17)	1:01.02 (0:11.90)	0:49.12 (0:12.44)	0:36.68 (0:11.91)	0:24.77 (0:12.23)	0:36.68				
Rank	TAB Horse/Jockey	Barrier	Top Speed [km/h]	Fastest Section	Distance Travelled [m]								
1	4 NAHEIGHTKAY Georgina Cartwright	1	67.8 1400m	0:08.37 Overall	1:31.22 [1] (0:08.37)	1:22.85 [5] (0:10.99)	1:11.86 [4] (0:11.27)	1:00.59 [4] (0:11.81)	0:48.78 [3] (0:12.60)	0:36.18 [4] (0:11.73)	0:24.45 [3] (0:11.91)	0:36.18	
2	3 MERLOMANN Hannah Richardson	4	66.3 1400m	0:08.35 Overall	1:31.96 [2] (0:08.35)	1:23.61 [4] (0:11.07)	1:12.54 [5] (0:11.29)	1:01.25 [5] (0:12.04)	0:49.21 [5] (0:12.30)	0:36.91 [5] (0:11.84)	0:25.07 [5] (0:12.16)	0:36.91	+3
3	9 SUPER ROOSTER Melea Castle	7	65.7 1400m	0:08.14 Overall	1:32.48 [3] (0:08.14)	1:24.34 [3] (0:11.17)	1:13.17 [3] (0:11.26)	1:01.91 [3] (0:11.97)	0:49.94 [4] (0:12.35)	0:37.59 [3] (0:11.91)	0:25.68 [4] (0:12.33)	0:37.59	-1
4	1 RUMBLING BOY Warwick Satherley	5	67.6 1400m	0:08.06 Overall	1:32.68 [4] (0:08.06)	1:24.62 [2] (0:10.97)	1:13.65 [2] (0:11.17)	1:02.48 [1] (0:11.90)	0:50.58 [1] (0:12.44)	0:38.14 [1] (0:11.96)	0:26.18 [2] (0:12.51)	0:38.14	-3
5	2 JUKE BOX JIMMY Brooke Johnson	9	66.5 1400m	0:08.03 Overall	1:32.98 [5] (0:08.03)	1:24.95 [1] (0:11.00)	1:13.95 [1] (0:11.34)	1:02.61 [2] (0:11.86)	0:50.75 [2] (0:12.35)	0:38.40 [2] (0:11.87)	0:26.53 [1] (0:12.58)	0:38.40	+0

Scratched: Atlantic Lace (#5), Hadmytime (#7), Pride An' Joy (#8), Breaker Breaker (#6)



Rockhampton QLD Professional

Race 2: TAB Maiden Handicap - 1500m

31 May 2024 - 12:57



Track Rating: Soft 5, Weather: Showers, Rail Position: +8m from 950 - 600 +6.5m for the remainder

Section				200m				Last 600m	
Field Times				0:12.54 (0:12.54)				0:36.68	
Rank	TAB	Horse/Jockey	Barrier	Top Speed [km/h]	Fastest Section	Margin			Distance Travelled [m]
1	4	NAHEIGHTKAY Georgina Cartwright	1	67.8 1400m	0:08.37 Overall	0:12.54 [1] (0:12.54)	1:31.22		0:36.18
2	3	MERLOMANN Hannah Richardson	4	66.3 1400m	0:08.35 Overall	0:12.91 [4] (0:12.91)	4.37L		0:36.91 +3
3	9	SUPER ROOSTER Melea Castle	7	65.7 1400m	0:08.14 Overall	0:13.35 [5] (0:13.35)	7.39L		0:37.59 -1
4	1	RUMBLING BOY Warwick Satherley	5	67.6 1400m	0:08.06 Overall	0:13.67 [2] (0:13.67)	8.61L		0:38.14 -3
5	2	JUKE BOX JIMMY Brooke Johnson	9	66.5 1400m	0:08.03 Overall	0:13.95 [3] (0:13.95)	10.35L		0:38.40 +0

Scratched: Atlantic Lace (#5), Hadmytime (#7), Pride An' Joy (#8), Breaker Breaker (#6)



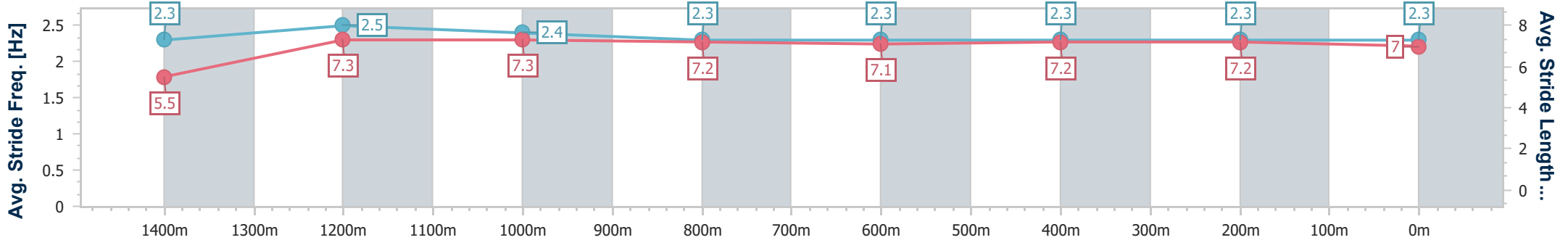
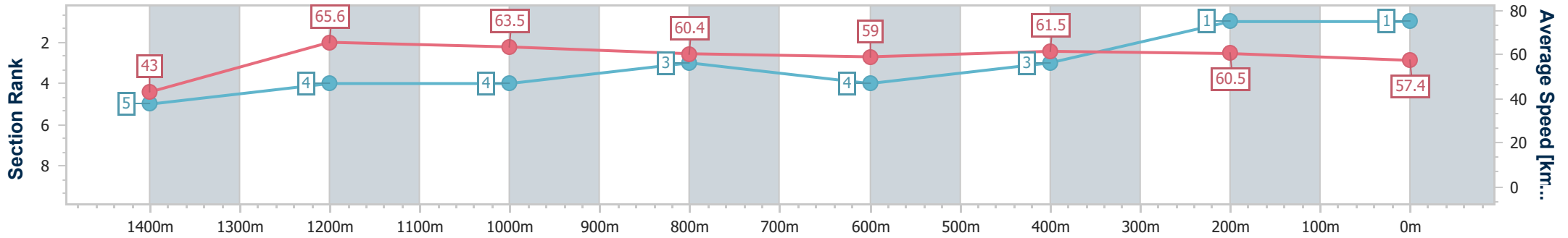
Horse/Jockey Name	Naheightkay
Final Rank	1
Fastest Section Time (Section)	0:08.37 (Overall)
Top Speed [km/h] (Section)	67.8 (1400m)
Race State	Finished



Rockhampton QLD Professional
 Race 2: TAB Maiden Handicap - 1500m
 31 May 2024 - 12:57
 Track Rating: Soft 5, Weather: Showers, Rail Position: +8m from 950 - 600 +6.5m for the remainder



Section	Overall	1400m	1200m	1000m	800m	600m	400m	200m
Section Times	1:31.22 [1] (0:08.37)	1:22.85 [5] (0:10.99)	1:11.86 [4] (0:11.27)	1:00.59 [4] (0:11.81)	0:48.78 [3] (0:12.60)	0:36.18 [4] (0:11.73)	0:24.45 [3] (0:11.91)	0:12.54 [1] (0:12.54)
Average Speed [km/h]	43.0	65.6	63.5	60.4	59.0	61.5	60.5	57.4
Top Speed [km/h]	63.8	67.8	66.1	62.9	59.6	63.5	62.3	59.7
Avg. Dist. to Rail [m]	0.9	2.8	4.2	2.4	4.1	3.5	3.6	4.7
Avg. Stride Freq. [Hz]	2.3	2.5	2.4	2.3	2.3	2.3	2.3	2.3
Avg. Stride Length [m]	5.5	7.3	7.3	7.2	7.1	7.2	7.2	7.0



- [] Ranking at each section and finish
- .-.- No data available at this section
- NA No data available



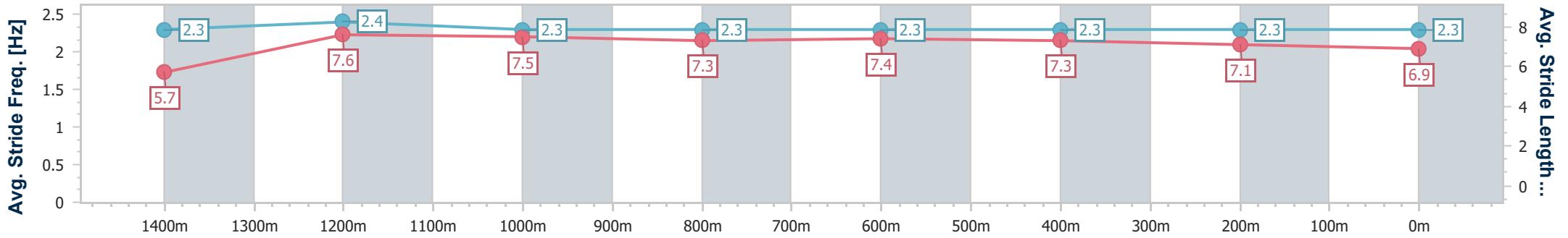
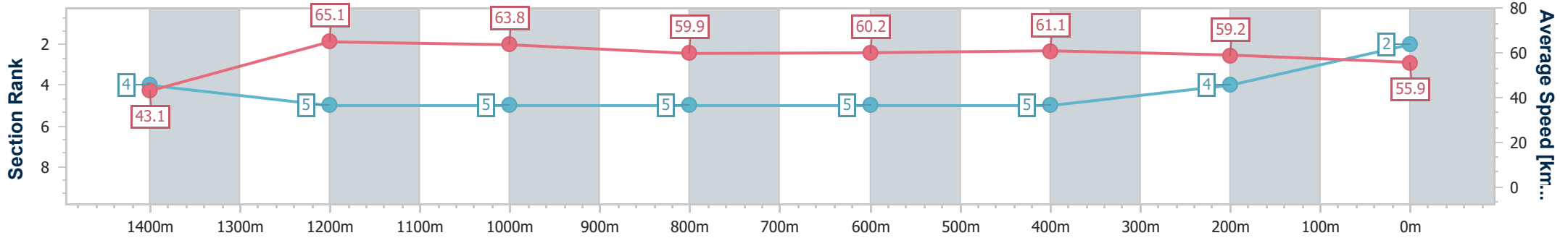
Horse/Jockey Name	Merlomann
Final Rank	2
Fastest Section Time (Section)	0:08.35 (Overall)
Top Speed [km/h] (Section)	66.3 (1400m)
Race State	Finished



Rockhampton QLD Professional
 Race 2: TAB Maiden Handicap - 1500m
 31 May 2024 - 12:57
 Track Rating: Soft 5, Weather: Showers, Rail Position: +8m from 950 - 600 +6.5m for the remainder



Section	Overall	1400m	1200m	1000m	800m	600m	400m	200m
Section Times	1:31.96 [2] (0:08.35)	1:23.61 [4] (0:11.07)	1:12.54 [5] (0:11.29)	1:01.25 [5] (0:12.04)	0:49.21 [5] (0:12.30)	0:36.91 [5] (0:11.84)	0:25.07 [5] (0:12.16)	0:12.91 [4] (0:12.91)
Average Speed [km/h]	43.1	65.1	63.8	59.9	60.2	61.1	59.2	55.9
Top Speed [km/h]	60.3	66.3	64.7	62.8	61.1	61.6	61.7	57.0
Avg. Dist. to Rail [m]	1.8	0.9	0.3	0.7	3.9	6.1	8.7	9.7
Avg. Stride Freq. [Hz]	2.3	2.4	2.3	2.3	2.3	2.3	2.3	2.3
Avg. Stride Length [m]	5.7	7.6	7.5	7.3	7.4	7.3	7.1	6.9



- [] Ranking at each section and finish
- :-:- No data available at this section
- NA No data available



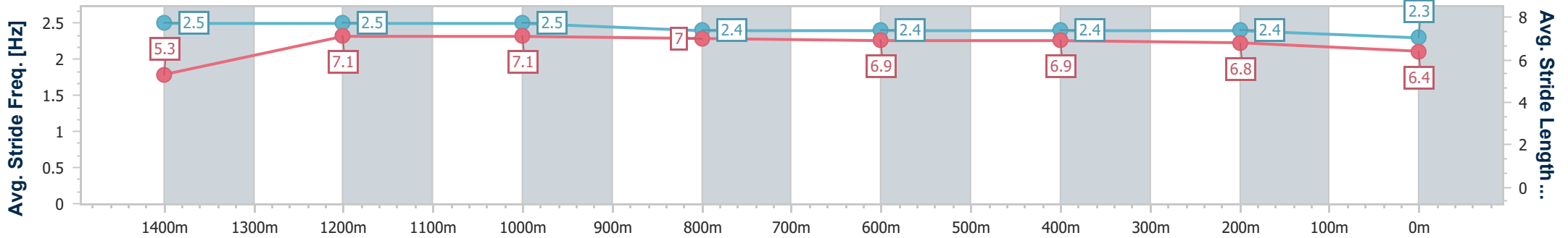
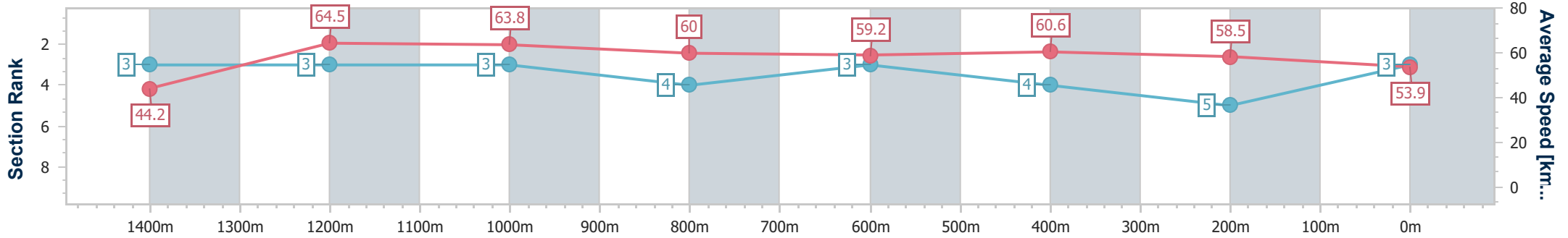
Horse/Jockey Name	Super Rooster
Final Rank	3
Fastest Section Time (Section)	0:08.14 (Overall)
Top Speed [km/h] (Section)	65.7 (1400m)
Race State	Finished



Rockhampton QLD Professional
 Race 2: TAB Maiden Handicap - 1500m
 31 May 2024 - 12:57
 Track Rating: Soft 5, Weather: Showers, Rail Position: +8m from 950 - 600 +6.5m for the remainder



Section	Overall	1400m	1200m	1000m	800m	600m	400m	200m
Section Times	1:32.48 [3] (0:08.14)	1:24.34 [3] (0:11.17)	1:13.17 [3] (0:11.26)	1:01.91 [3] (0:11.97)	0:49.94 [4] (0:12.35)	0:37.59 [3] (0:11.91)	0:25.68 [4] (0:12.33)	0:13.35 [5] (0:13.35)
Average Speed [km/h]	44.2	64.5	63.8	60.0	59.2	60.6	58.5	53.9
Top Speed [km/h]	62.1	65.7	65.5	62.7	60.8	61.6	61.0	56.6
Avg. Dist. to Rail [m]	3.4	0.1	0.7	0.9	2.2	4.0	7.0	8.1
Avg. Stride Freq. [Hz]	2.5	2.5	2.5	2.4	2.4	2.4	2.4	2.3
Avg. Stride Length [m]	5.3	7.1	7.1	7.0	6.9	6.9	6.8	6.4



- [] Ranking at each section and finish
- .-.- No data available at this section
- NA No data available



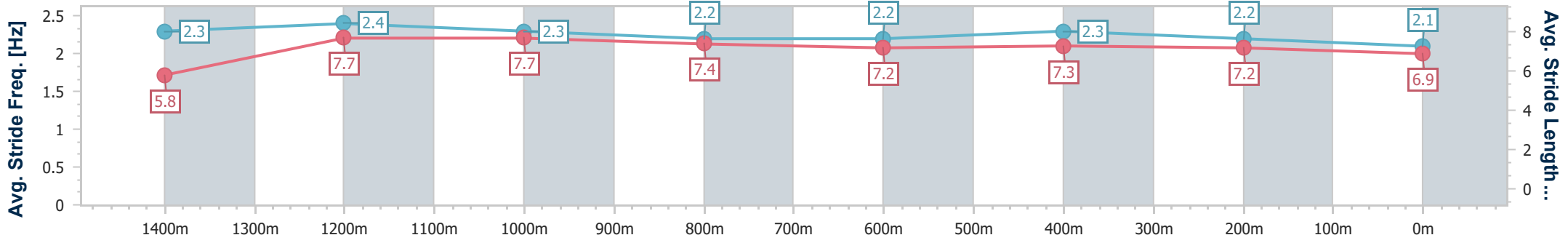
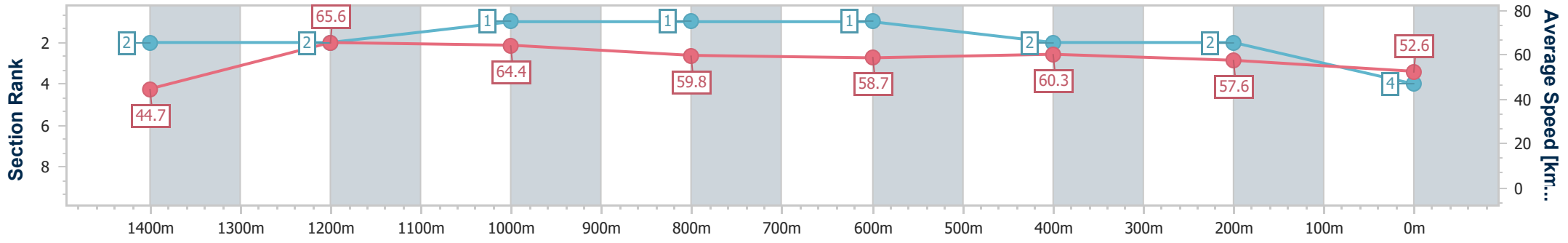
Horse/Jockey Name	Rumbling Boy
Final Rank	4
Fastest Section Time (Section)	0:08.06 (Overall)
Top Speed [km/h] (Section)	67.6 (1400m)
Race State	Finished



Rockhampton QLD Professional
 Race 2: TAB Maiden Handicap - 1500m
 31 May 2024 - 12:57
 Track Rating: Soft 5, Weather: Showers, Rail Position: +8m from 950 - 600 +6.5m for the remainder



Section	Overall	1400m	1200m	1000m	800m	600m	400m	200m
Section Times	1:32.68 [4] (0:08.06)	1:24.62 [2] (0:10.97)	1:13.65 [2] (0:11.17)	1:02.48 [1] (0:11.90)	0:50.58 [1] (0:12.44)	0:38.14 [1] (0:11.96)	0:26.18 [2] (0:12.51)	0:13.67 [2] (0:13.67)
Average Speed [km/h]	44.7	65.6	64.4	59.8	58.7	60.3	57.6	52.6
Top Speed [km/h]	60.9	67.6	66.8	61.9	60.0	61.8	59.9	55.6
Avg. Dist. to Rail [m]	2.3	0.5	1.5	1.7	2.0	2.8	2.7	2.7
Avg. Stride Freq. [Hz]	2.3	2.4	2.3	2.2	2.2	2.3	2.2	2.1
Avg. Stride Length [m]	5.8	7.7	7.7	7.4	7.2	7.3	7.2	6.9



- [] Ranking at each section and finish
- .-.- No data available at this section
- NA No data available



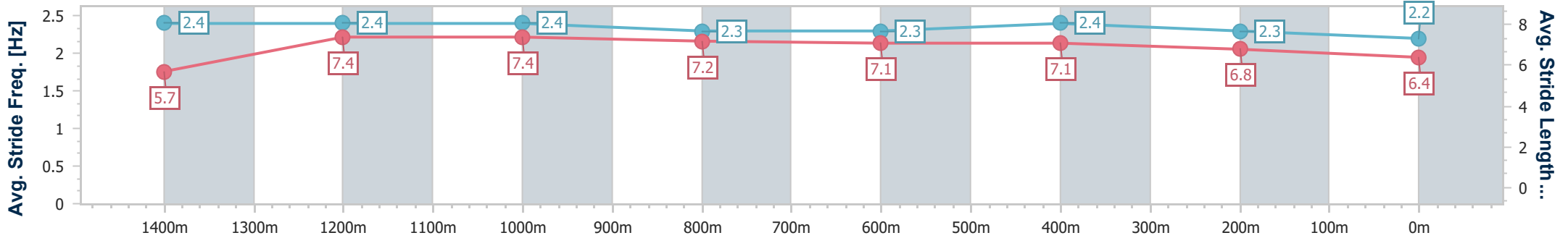
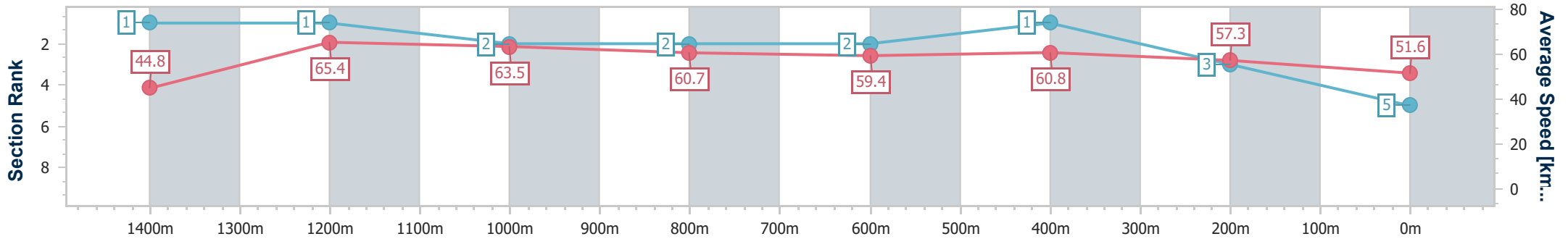
Horse/Jockey Name	Juke Box Jimmy
Final Rank	5
Fastest Section Time (Section)	0:08.03 (Overall)
Top Speed [km/h] (Section)	66.5 (1400m)
Race State	Finished



Rockhampton QLD Professional
 Race 2: TAB Maiden Handicap - 1500m
 31 May 2024 - 12:57
 Track Rating: Soft 5, Weather: Showers, Rail Position: +8m from 950 - 600 +6.5m for the remainder



Section	Overall	1400m	1200m	1000m	800m	600m	400m	200m
Section Times	1:32.98 [5] (0:08.03)	1:24.95 [1] (0:11.00)	1:13.95 [1] (0:11.34)	1:02.61 [2] (0:11.86)	0:50.75 [2] (0:12.35)	0:38.40 [2] (0:11.87)	0:26.53 [1] (0:12.58)	0:13.95 [3] (0:13.95)
Average Speed [km/h]	44.8	65.4	63.5	60.7	59.4	60.8	57.3	51.6
Top Speed [km/h]	63.7	66.5	65.5	62.4	60.7	61.2	60.1	54.4
Avg. Dist. to Rail [m]	5.4	1.9	0.5	0.8	2.6	3.6	4.0	4.6
Avg. Stride Freq. [Hz]	2.4	2.4	2.4	2.3	2.3	2.4	2.3	2.2
Avg. Stride Length [m]	5.7	7.4	7.4	7.2	7.1	7.1	6.8	6.4



- [] Ranking at each section and finish
- .-.- No data available at this section
- NA No data available



Rockhampton QLD Professional

Race 3: Pink Ribbon Day Saturday 15 June OPEN Handicap - 1100m

31 May 2024 - 13:19



Track Rating: Soft 5, Weather: Showers, Rail Position: +8m from 950 - 600 +6.5m for the remainder

Section		Overall	1000m	800m	600m	400m	200m	Last 600m					
Field Times		1:04.20 (0:07.49)	0:56.71 (0:11.42)	0:45.29 (0:11.58)	0:33.71 (0:11.03)	0:22.68 (0:11.10)	0:11.58 (0:11.58)	0:33.71					
Rank	TAB Horse/Jockey	Barrier	Top Speed [km/h]	Fastest Section	Margin							Distance Travelled [m]	
1	5 THISLAND IS MYLAND Les Tilley	2	67.5 600m	0:07.67 Overall	1:04.20 [1] (0:07.67)	0:56.53 [3] (0:11.48)	0:45.05 [4] (0:11.58)	0:33.47 [2] (0:10.91)	0:22.56 [2] (0:10.99)	0:11.57 [2] (0:11.57)	1:04.20	0:33.47	
2	4 COURTESY BUS Ryan Wiggins	1	66.5 1000m	0:07.67 Overall	1:04.50 [2] (0:07.67)	0:56.83 [4] (0:11.24)	0:45.59 [1] (0:11.58)	0:34.01 [1] (0:11.03)	0:22.98 [1] (0:11.10)	0:11.88 [1] (0:11.88)	1.73L	0:34.01	+1
3	6 MEDIA EMPIRE Warwick Satherley	4	68.0 600m	0:07.55 Overall	1:04.71 [3] (0:07.55)	0:57.16 [2] (0:11.74)	0:45.42 [5] (0:11.55)	0:33.87 [5] (0:10.94)	0:22.93 [4] (0:10.98)	0:11.95 [3] (0:11.95)	2.98L	0:33.87	-1
4	2 EXETER Georgina Cartwright	6	67.6 600m	0:07.49 Overall	1:04.80 [4] (0:07.49)	0:57.31 [1] (0:11.60)	0:45.71 [3] (0:11.65)	0:34.06 [3] (0:10.90)	0:23.16 [3] (0:11.13)	0:12.03 [4] (0:12.03)	3.49L	0:34.06	-1
5	8 IT'S GERRY Brooke Johnson	3	65.7 1000m	0:07.69 Overall	1:06.09 [5] (0:07.69)	0:58.40 [5] (0:11.35)	0:47.05 [2] (0:11.74)	0:35.31 [4] (0:11.15)	0:24.16 [5] (0:11.37)	0:12.79 [5] (0:12.79)	11.06L	0:35.31	+2

Scratched: Mill Rossa (#1), Captain Fox (#3), Bleriot (#7)



Horse/Jockey Name	Thisland Is Myland
Final Rank	1
Fastest Section Time (Section)	0:07.67 (Overall)
Top Speed [km/h] (Section)	67.5 (600m)
Race State	Finished



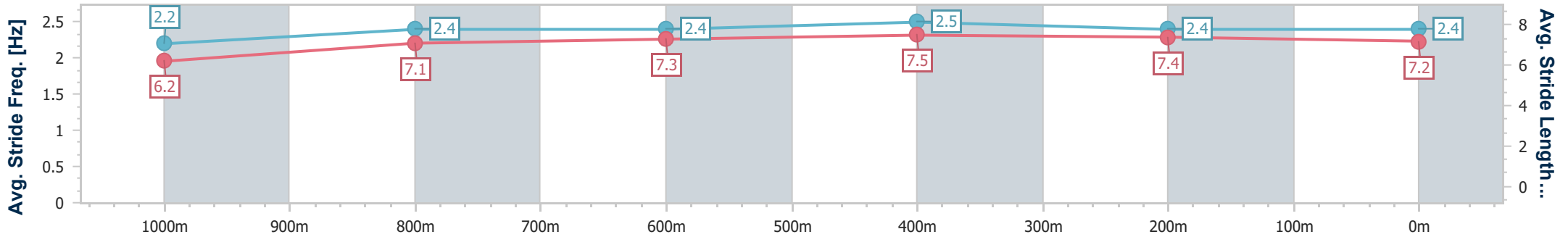
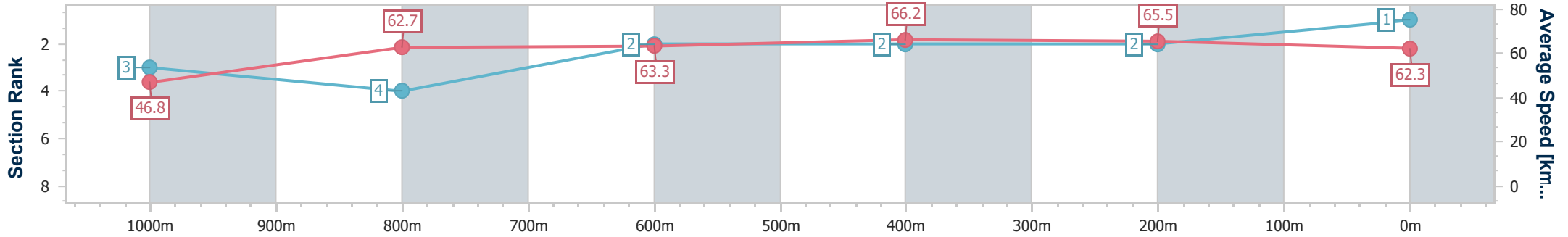
Rockhampton QLD Professional
Race 3: Pink Ribbon Day Saturday 15 June OPEN Handicap - 1100m



31 May 2024 - 13:19

Track Rating: Soft 5, Weather: Showers, Rail Position: +8m from 950 - 600 +6.5m for the remainder

Section	Overall	1000m	800m	600m	400m	200m								
Section Times	1:04.20 [1] (0:07.67)	0:56.53 [3] (0:11.48)	0:45.05 [4] (0:11.58)	0:33.47 [2] (0:10.91)	0:22.56 [2] (0:10.99)	0:11.57 [2] (0:11.57)								
Average Speed [km/h]	46.8	62.7	63.3	66.2	65.5	62.3								
Top Speed [km/h]	60.1	64.3	64.6	67.5	66.9	66.0								
Avg. Dist. to Rail [m]	0.3	0.8	2.3	3.8	4.5	3.1								
Avg. Stride Freq. [Hz]	2.2	2.4	2.4	2.5	2.4	2.4								
Avg. Stride Length [m]	6.2	7.1	7.3	7.5	7.4	7.2								



- [] Ranking at each section and finish
- .-.- No data available at this section
- NA No data available



Horse/Jockey Name	Courtesy Bus
Final Rank	2
Fastest Section Time (Section)	0:07.67 (Overall)
Top Speed [km/h] (Section)	66.5 (1000m)
Race State	Finished



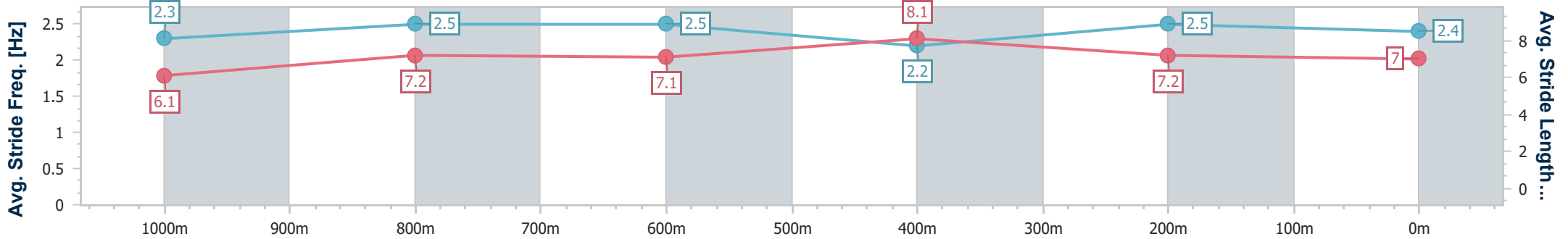
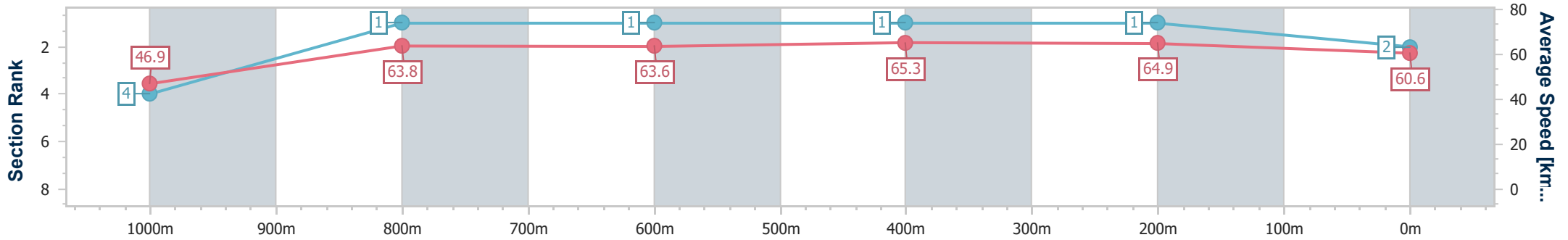
Rockhampton QLD Professional
Race 3: Pink Ribbon Day Saturday 15 June OPEN Handicap - 1100m



31 May 2024 - 13:19

Track Rating: Soft 5, Weather: Showers, Rail Position: +8m from 950 - 600 +6.5m for the remainder

Section	Overall	1000m	800m	600m	400m	200m
Section Times	1:04.50 [2] (0:07.67)	0:56.83 [4] (0:11.24)	0:45.59 [1] (0:11.58)	0:34.01 [1] (0:11.03)	0:22.98 [1] (0:11.10)	0:11.88 [1] (0:11.88)
Average Speed [km/h]	46.9	63.8	63.6	65.3	64.9	60.6
Top Speed [km/h]	63.7	66.5	64.2	66.4	66.5	63.0
Avg. Dist. to Rail [m]	1.8	1.1	2.8	4.3	4.3	2.6
Avg. Stride Freq. [Hz]	2.3	2.5	2.5	2.2	2.5	2.4
Avg. Stride Length [m]	6.1	7.2	7.1	8.1	7.2	7.0



- [] Ranking at each section and finish
- .-.- No data available at this section
- NA No data available



Horse/Jockey Name	Media Empire
Final Rank	3
Fastest Section Time (Section)	0:07.55 (Overall)
Top Speed [km/h] (Section)	68.0 (600m)
Race State	Finished



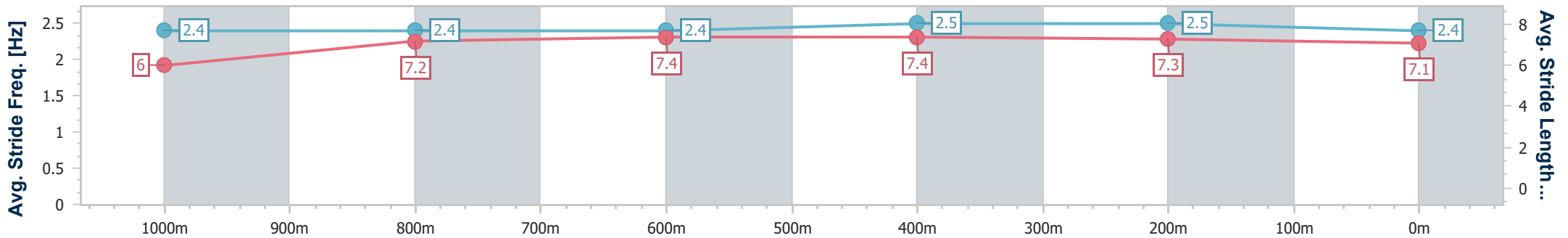
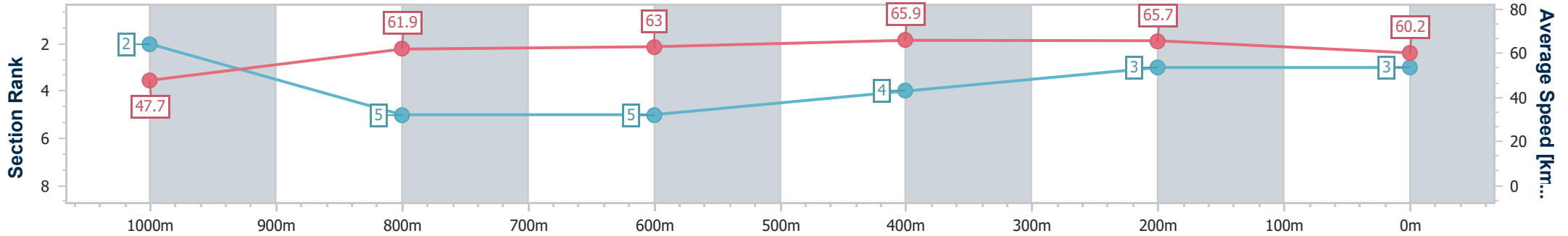
Rockhampton QLD Professional
Race 3: Pink Ribbon Day Saturday 15 June OPEN Handicap - 1100m



31 May 2024 - 13:19

Track Rating: Soft 5, Weather: Showers, Rail Position: +8m from 950 - 600 +6.5m for the remainder

Section	Overall	1000m	800m	600m	400m	200m									
Section Times	1:04.71 [3] (0:07.55)	0:57.16 [2] (0:11.74)	0:45.42 [5] (0:11.55)	0:33.87 [5] (0:10.94)	0:22.93 [4] (0:10.98)	0:11.95 [3] (0:11.95)									
Average Speed [km/h]	47.7	61.9	63.0	65.9	65.7	60.2									
Top Speed [km/h]	60.7	63.3	65.1	68.0	67.7	64.1									
Avg. Dist. to Rail [m]	2.1	1.2	1.7	1.7	1.8	1.9									
Avg. Stride Freq. [Hz]	2.4	2.4	2.4	2.5	2.5	2.4									
Avg. Stride Length [m]	6.0	7.2	7.4	7.4	7.3	7.1									



- [] Ranking at each section and finish
- .-.- No data available at this section
- NA No data available



Horse/Jockey Name	Exeter
Final Rank	4
Fastest Section Time (Section)	0:07.49 (Overall)
Top Speed [km/h] (Section)	67.6 (600m)
Race State	Finished

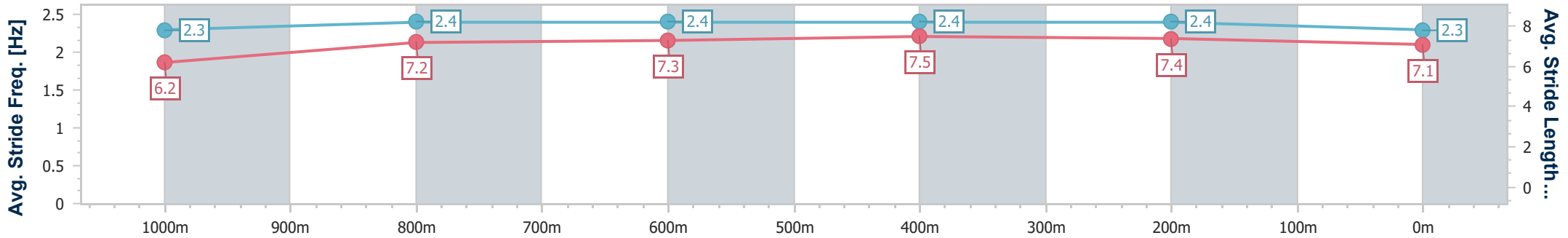
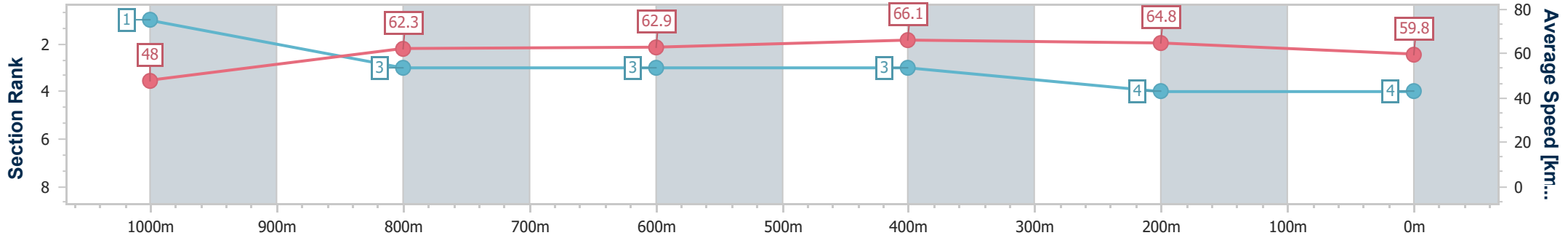


Rockhampton QLD Professional
Race 3: Pink Ribbon Day Saturday 15 June OPEN Handicap - 1100m



31 May 2024 - 13:19
Track Rating: Soft 5, Weather: Showers, Rail Position: +8m from 950 - 600 +6.5m for the remainder

Section	Overall	1000m	800m	600m	400m	200m
Section Times	1:04.80 [4] (0:07.49)	0:57.31 [1] (0:11.60)	0:45.71 [3] (0:11.65)	0:34.06 [3] (0:10.90)	0:23.16 [3] (0:11.13)	0:12.03 [4] (0:12.03)
Average Speed [km/h]	48.0	62.3	62.9	66.1	64.8	59.8
Top Speed [km/h]	61.7	64.9	64.4	67.6	67.2	61.6
Avg. Dist. to Rail [m]	2.6	0.8	2.2	2.5	3.7	2.8
Avg. Stride Freq. [Hz]	2.3	2.4	2.4	2.4	2.4	2.3
Avg. Stride Length [m]	6.2	7.2	7.3	7.5	7.4	7.1



- [] Ranking at each section and finish
- .-.- No data available at this section
- NA No data available



Horse/Jockey Name	It's Gerry
Final Rank	5
Fastest Section Time (Section)	0:07.69 (Overall)
Top Speed [km/h] (Section)	65.7 (1000m)
Race State	Finished



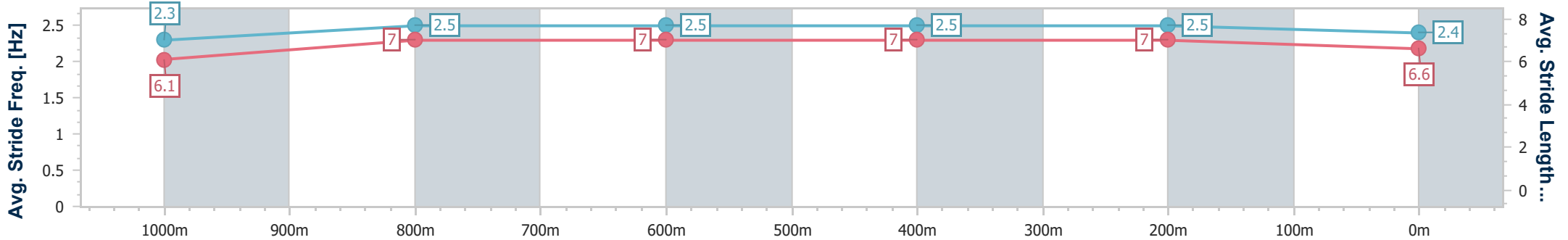
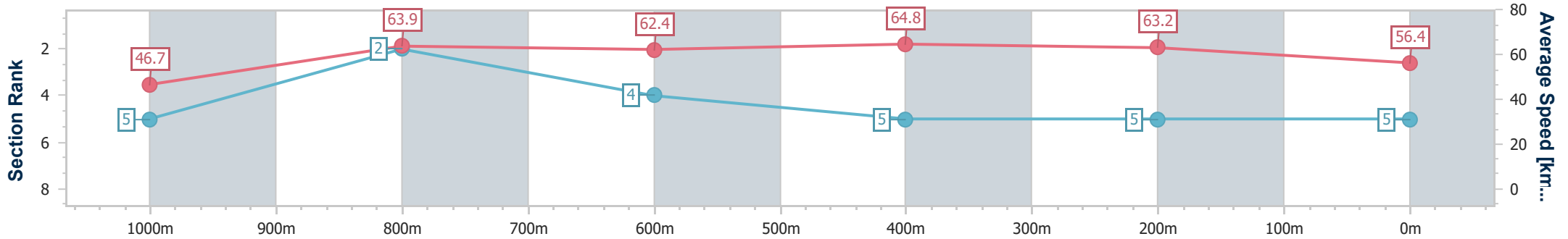
Rockhampton QLD Professional
Race 3: Pink Ribbon Day Saturday 15 June OPEN Handicap - 1100m



31 May 2024 - 13:19

Track Rating: Soft 5, Weather: Showers, Rail Position: +8m from 950 - 600 +6.5m for the remainder

Section	Overall	1000m	800m	600m	400m	200m									
Section Times	1:06.09 [5] (0:07.69)	0:58.40 [5] (0:11.35)	0:47.05 [2] (0:11.74)	0:35.31 [4] (0:11.15)	0:24.16 [5] (0:11.37)	0:12.79 [5] (0:12.79)									
Average Speed [km/h]	46.7	63.9	62.4	64.8	63.2	56.4									
Top Speed [km/h]	63.1	65.7	63.3	65.6	65.4	60.4									
Avg. Dist. to Rail [m]	1.7	1.0	2.2	3.1	0.8	0.6									
Avg. Stride Freq. [Hz]	2.3	2.5	2.5	2.5	2.5	2.4									
Avg. Stride Length [m]	6.1	7.0	7.0	7.0	7.0	6.6									



- [] Ranking at each section and finish
- .-.- No data available at this section
- NA No data available



Rockhampton QLD Professional

Race 4: Get Your Calcutta Dinner Tickets 12 July QTIS Three-Year-Old Handicap - 1200m

31 May 2024 - 13:41



Track Rating: Soft 5, Weather: Showers, Rail Position: +8m from 950 - 600 +6.5m for the remainder

Section		Overall	1000m	800m	600m	400m	200m	Last 600m					
Field Times		1:10.06 (0:13.04)	0:57.02 (0:11.26)	0:45.76 (0:11.94)	0:33.82 (0:11.04)	0:22.78 (0:10.91)	0:11.87 (0:11.87)	0:33.82					
Rank	TAB Horse/Jockey	Barrier	Top Speed [km/h]	Fastest Section								Margin	Distance Travelled [m]
1	1 DESERT KOBY Les Tilley	2	68.4 600m	0:10.91 400m	1:10.06 [1] (0:13.04)	0:57.02 [1] (0:11.26)	0:45.76 [1] (0:11.94)	0:33.82 [1] (0:11.04)	0:22.78 [1] (0:10.91)	0:11.87 [1] (0:11.87)	1:10.06	0:33.82	
2	2 DRAGON'S SNIP Ryan Wiggins	7	68.5 400m	0:10.84 400m	1:10.40 [2] (0:13.16)	0:57.24 [2] (0:11.48)	0:45.76 [2] (0:11.86)	0:33.90 [2] (0:11.14)	0:22.76 [2] (0:10.84)	0:11.92 [2] (0:11.92)	1.94L	0:33.90	-1
3	5 THE UNDERGROUND Warwick Satherley	9	67.9 400m	0:10.79 400m	1:10.90 [3] (0:13.59)	0:57.31 [6] (0:11.70)	0:45.61 [6] (0:11.95)	0:33.66 [6] (0:11.18)	0:22.48 [6] (0:10.79)	0:11.69 [4] (0:11.69)	4.9L	0:33.66	+3
4	6 MOUNT MARGARET Brooke Johnson	5	66.1 600m	0:11.16 600m	1:11.06 [4] (0:13.26)	0:57.80 [3] (0:11.44)	0:46.36 [3] (0:11.92)	0:34.44 [3] (0:11.16)	0:23.28 [3] (0:11.29)	0:11.99 [3] (0:11.99)	5.84L	0:34.44	-3
5	3 STREET GOD Justin Stanley	6	65.4 400m	0:11.16 400m	1:11.10 [5] (0:13.53)	0:57.57 [5] (0:11.55)	0:46.02 [5] (0:11.78)	0:34.24 [5] (0:11.33)	0:22.91 [5] (0:11.16)	0:11.75 [5] (0:11.75)	6.11L	0:34.24	-2
6	9 I'M FAMOUS Jackson Murphy	8	64.6 600m	0:11.30 600m	1:13.28 [6] (0:13.39)	0:59.89 [4] (0:11.52)	0:48.37 [4] (0:11.92)	0:36.45 [4] (0:11.30)	0:25.15 [4] (0:11.81)	0:13.34 [6] (0:13.34)	18.93L	0:36.45	+0

Scratched: The Blonde Goddess (#4), Desert Grit (#7), Grovers Prediction (#8)



Horse/Jockey Name	Desert Koby
Final Rank	1
Fastest Section Time (Section)	0:10.91 (400m)
Top Speed [km/h] (Section)	68.4 (600m)
Race State	Finished



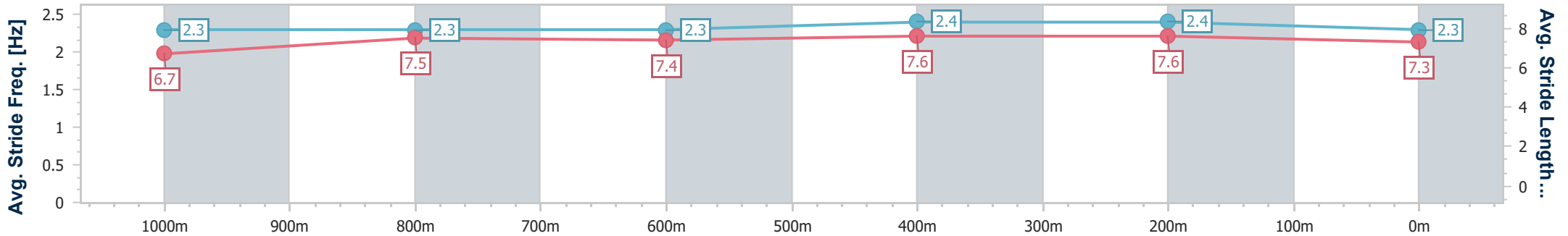
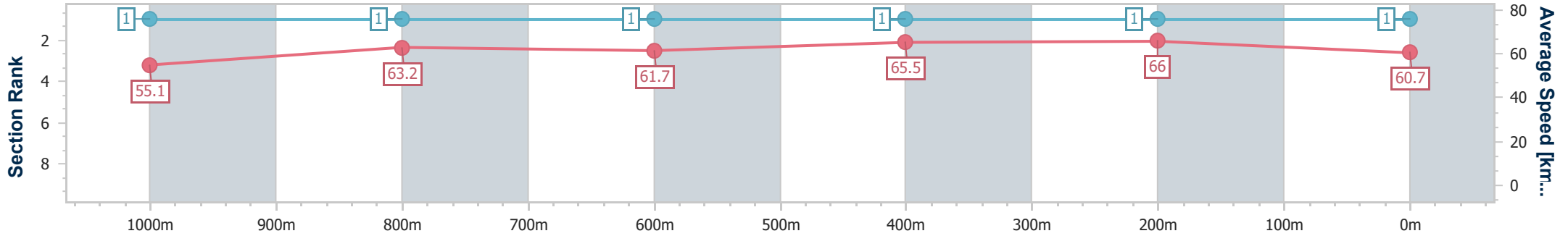
Rockhampton QLD Professional
 Race 4: Get Your Calcutta Dinner Tickets 12 July QTIS Three-Year-Old Handicap - 1200m



31 May 2024 - 13:41

Track Rating: Soft 5, Weather: Showers, Rail Position: +8m from 950 - 600 +6.5m for the remainder

Section	Overall	1000m	800m	600m	400m	200m
Section Times	1:10.06 [1] (0:13.04)	0:57.02 [1] (0:11.26)	0:45.76 [1] (0:11.94)	0:33.82 [1] (0:11.04)	0:22.78 [1] (0:10.91)	0:11.87 [1] (0:11.87)
Average Speed [km/h]	55.1	63.2	61.7	65.5	66.0	60.7
Top Speed [km/h]	63.0	64.0	63.3	68.4	68.1	64.5
Avg. Dist. to Rail [m]	2.8	2.2	3.1	4.6	4.5	4.3
Avg. Stride Freq. [Hz]	2.3	2.3	2.3	2.4	2.4	2.3
Avg. Stride Length [m]	6.7	7.5	7.4	7.6	7.6	7.3



- [] Ranking at each section and finish
- .-.- No data available at this section
- NA No data available



Horse/Jockey Name	Dragon's Snip
Final Rank	2
Fastest Section Time (Section)	0:10.84 (400m)
Top Speed [km/h] (Section)	68.5 (400m)
Race State	Finished



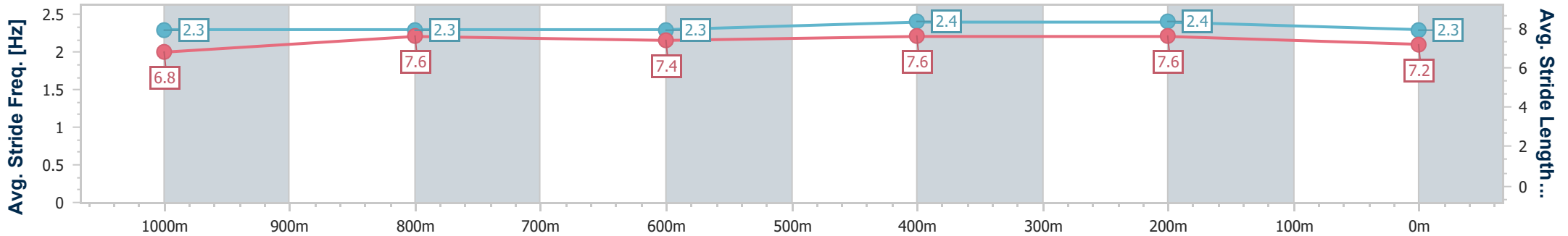
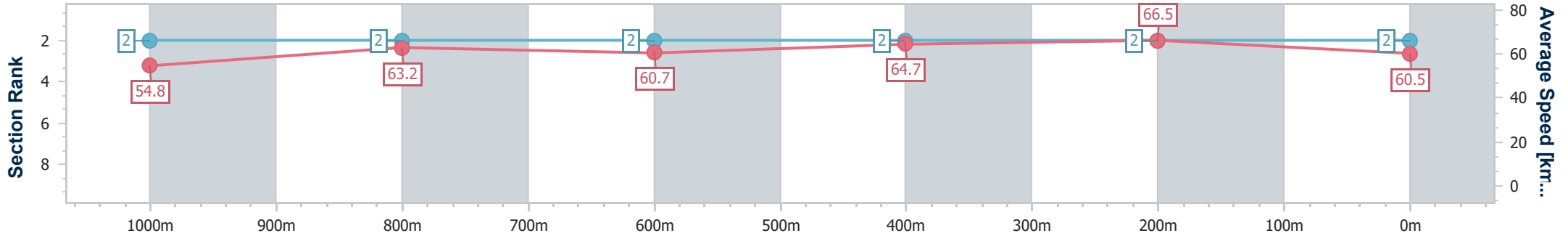
Rockhampton QLD Professional
 Race 4: Get Your Calcutta Dinner Tickets 12 July QTIS Three-Year-Old Handicap - 1200m



31 May 2024 - 13:41

Track Rating: Soft 5, Weather: Showers, Rail Position: +8m from 950 - 600 +6.5m for the remainder

Section	Overall	1000m	800m	600m	400m	200m
Section Times	1:10.40 [2] (0:13.16)	0:57.24 [2] (0:11.48)	0:45.76 [2] (0:11.86)	0:33.90 [2] (0:11.14)	0:22.76 [2] (0:10.84)	0:11.92 [2] (0:11.92)
Average Speed [km/h]	54.8	63.2	60.7	64.7	66.5	60.5
Top Speed [km/h]	64.0	65.1	61.6	66.9	68.5	64.0
Avg. Dist. to Rail [m]	1.7	1.0	0.5	2.4	5.6	6.2
Avg. Stride Freq. [Hz]	2.3	2.3	2.3	2.4	2.4	2.3
Avg. Stride Length [m]	6.8	7.6	7.4	7.6	7.6	7.2



- [] Ranking at each section and finish
- .-.- No data available at this section
- NA No data available



Horse/Jockey Name	The Underground
Final Rank	3
Fastest Section Time (Section)	0:10.79 (400m)
Top Speed [km/h] (Section)	67.9 (400m)
Race State	Finished



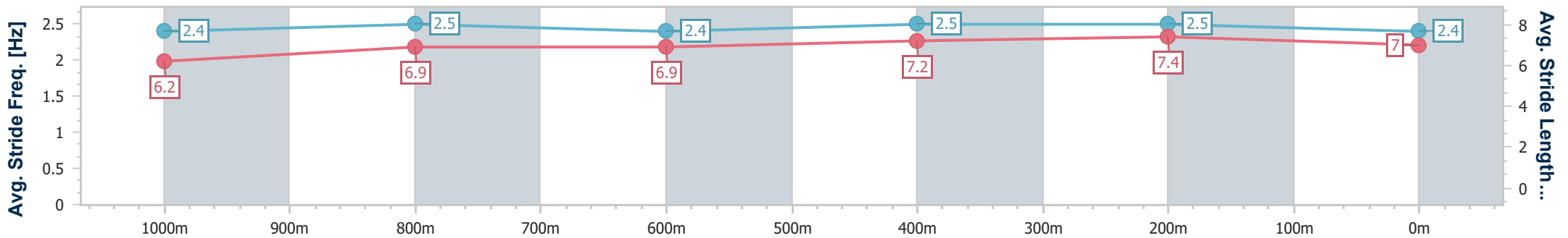
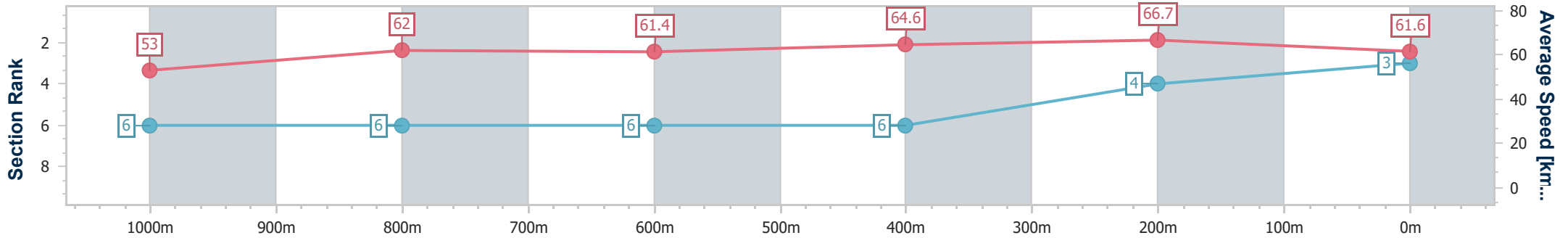
Rockhampton QLD Professional
 Race 4: Get Your Calcutta Dinner Tickets 12 July QTIS Three-Year-Old Handicap - 1200m



31 May 2024 - 13:41

Track Rating: Soft 5, Weather: Showers, Rail Position: +8m from 950 - 600 +6.5m for the remainder

Section	Overall	1000m	800m	600m	400m	200m								
Section Times	1:10.90 [3] (0:13.59)	0:57.31 [6] (0:11.70)	0:45.61 [6] (0:11.95)	0:33.66 [6] (0:11.18)	0:22.48 [6] (0:10.79)	0:11.69 [4] (0:11.69)								
Average Speed [km/h]	53.0	62.0	61.4	64.6	66.7	61.6								
Top Speed [km/h]	62.2	64.0	63.3	66.9	67.9	64.9								
Avg. Dist. to Rail [m]	3.4	0.9	2.5	3.0	4.4	4.5								
Avg. Stride Freq. [Hz]	2.4	2.5	2.4	2.5	2.5	2.4								
Avg. Stride Length [m]	6.2	6.9	6.9	7.2	7.4	7.0								



- [] Ranking at each section and finish
- .-.- No data available at this section
- NA No data available



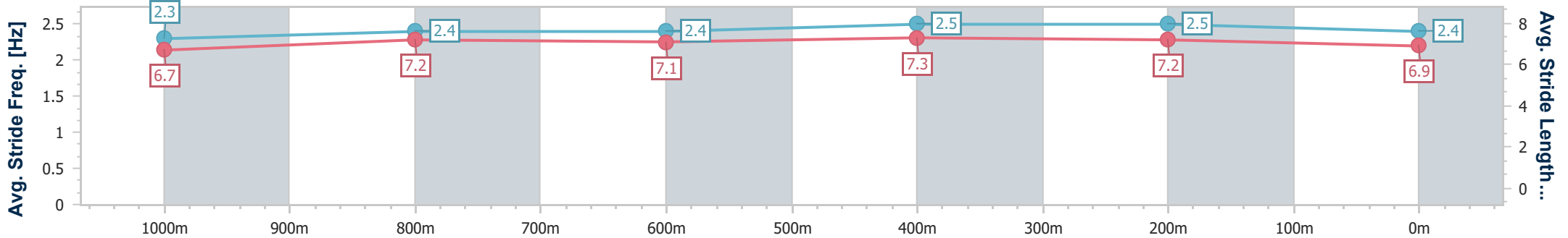
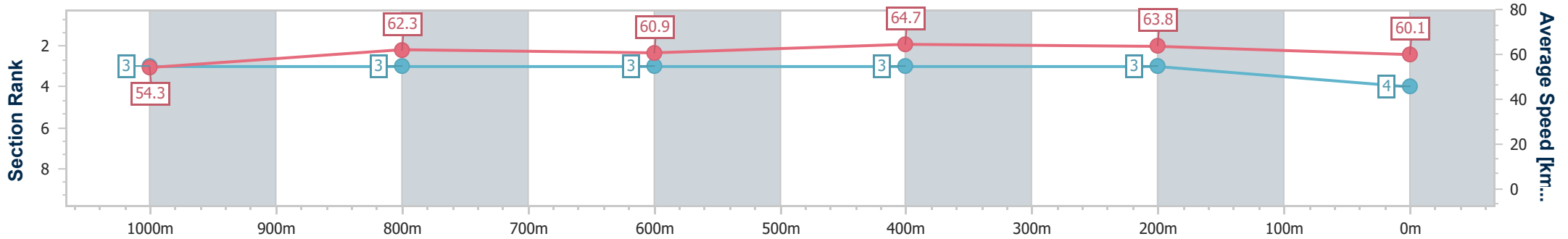
Horse/Jockey Name	Mount Margaret
Final Rank	4
Fastest Section Time (Section)	0:11.16 (600m)
Top Speed [km/h] (Section)	66.1 (600m)
Race State	Finished



Rockhampton QLD Professional
 Race 4: Get Your Calcutta Dinner Tickets 12 July QTIS Three-Year-Old Handicap - 1200m
 31 May 2024 - 13:41
 Track Rating: Soft 5, Weather: Showers, Rail Position: +8m from 950 - 600 +6.5m for the remainder



Section	Overall	1000m	800m	600m	400m	200m
Section Times	1:11.06 [4] (0:13.26)	0:57.80 [3] (0:11.44)	0:46.36 [3] (0:11.92)	0:34.44 [3] (0:11.16)	0:23.28 [3] (0:11.29)	0:11.99 [3] (0:11.99)
Average Speed [km/h]	54.3	62.3	60.9	64.7	63.8	60.1
Top Speed [km/h]	62.8	63.1	63.0	66.1	65.0	62.6
Avg. Dist. to Rail [m]	1.3	2.1	1.4	1.7	2.3	2.1
Avg. Stride Freq. [Hz]	2.3	2.4	2.4	2.5	2.5	2.4
Avg. Stride Length [m]	6.7	7.2	7.1	7.3	7.2	6.9



- [] Ranking at each section and finish
- .-.- No data available at this section
- NA No data available



Horse/Jockey Name	Street God
Final Rank	5
Fastest Section Time (Section)	0:11.16 (400m)
Top Speed [km/h] (Section)	65.4 (400m)
Race State	Finished



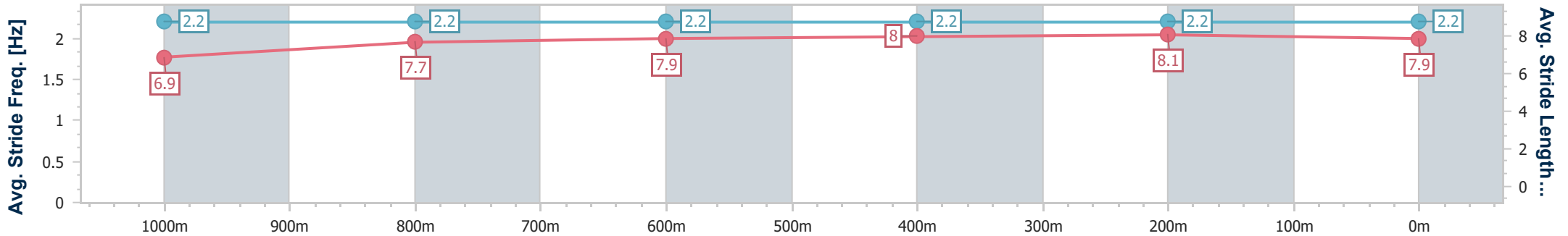
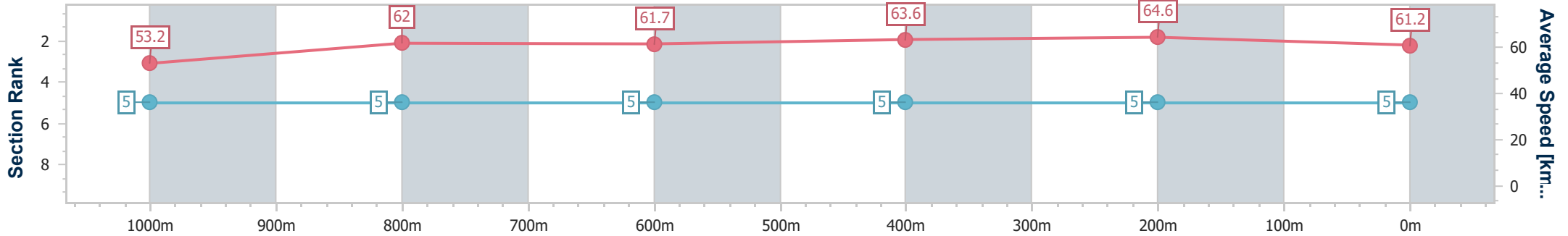
Rockhampton QLD Professional
 Race 4: Get Your Calcutta Dinner Tickets 12 July QTIS Three-Year-Old Handicap - 1200m



31 May 2024 - 13:41

Track Rating: Soft 5, Weather: Showers, Rail Position: +8m from 950 - 600 +6.5m for the remainder

Section	Overall	1000m	800m	600m	400m	200m									
Section Times	1:11.10 [5] (0:13.53)	0:57.57 [5] (0:11.55)	0:46.02 [5] (0:11.78)	0:34.24 [5] (0:11.33)	0:22.91 [5] (0:11.16)	0:11.75 [5] (0:11.75)									
Average Speed [km/h]	53.2	62.0	61.7	63.6	64.6	61.2									
Top Speed [km/h]	62.3	63.1	63.5	64.4	65.4	63.8									
Avg. Dist. to Rail [m]	1.1	1.3	1.2	2.6	3.3	3.7									
Avg. Stride Freq. [Hz]	2.2	2.2	2.2	2.2	2.2	2.2									
Avg. Stride Length [m]	6.9	7.7	7.9	8.0	8.1	7.9									



- [] Ranking at each section and finish
- .-.- No data available at this section
- NA No data available



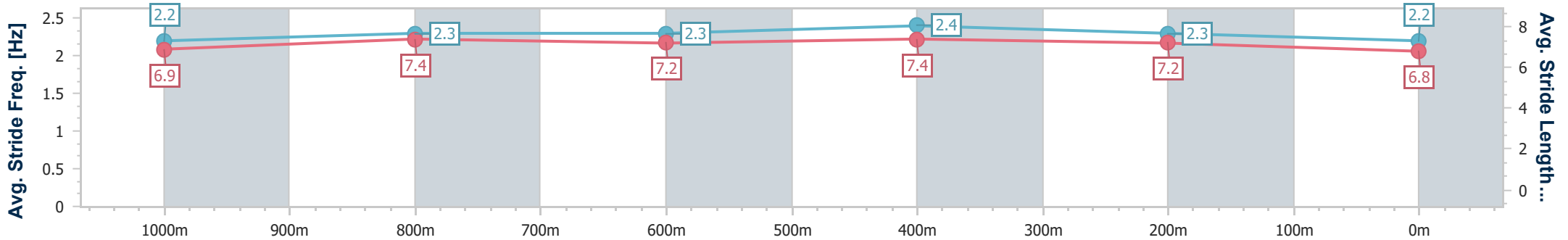
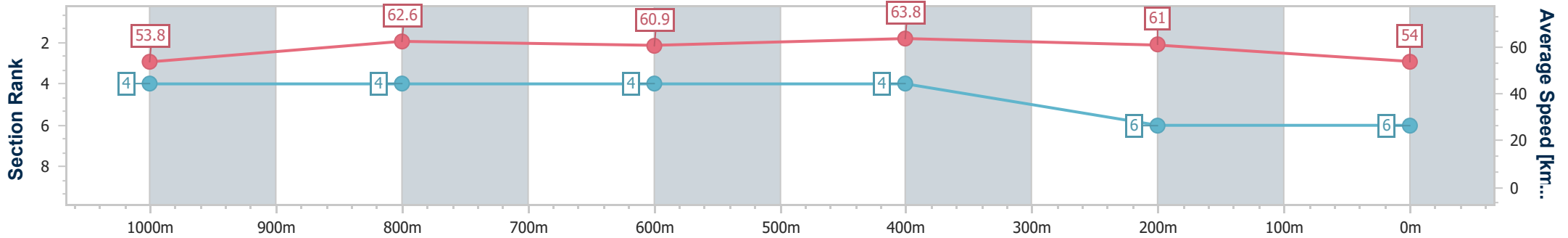
Horse/Jockey Name	I'm Famous
Final Rank	6
Fastest Section Time (Section)	0:11.30 (600m)
Top Speed [km/h] (Section)	64.6 (600m)
Race State	Finished



Rockhampton QLD Professional
 Race 4: Get Your Calcutta Dinner Tickets 12 July QTIS Three-Year-Old Handicap - 1200m
 31 May 2024 - 13:41
 Track Rating: Soft 5, Weather: Showers, Rail Position: +8m from 950 - 600 +6.5m for the remainder



Section	Overall	1000m	800m	600m	400m	200m
Section Times	1:13.28 [6] (0:13.39)	0:59.89 [4] (0:11.52)	0:48.37 [4] (0:11.92)	0:36.45 [4] (0:11.30)	0:25.15 [4] (0:11.81)	0:13.34 [6] (0:13.34)
Average Speed [km/h]	53.8	62.6	60.9	63.8	61.0	54.0
Top Speed [km/h]	63.7	64.4	62.1	64.6	64.2	58.1
Avg. Dist. to Rail [m]	2.1	0.8	1.3	3.4	4.3	3.0
Avg. Stride Freq. [Hz]	2.2	2.3	2.3	2.4	2.3	2.2
Avg. Stride Length [m]	6.9	7.4	7.2	7.4	7.2	6.8



- [] Ranking at each section and finish
- .-.- No data available at this section
- NA No data available



Rockhampton QLD Professional

Race 5: Warner Building Group Pty Ltd BENCHMARK 60 Handicap - 1300m

31 May 2024 - 14:11



Track Rating: Soft 5, Weather: Showers, Rail Position: +8m from 950 - 600 +6.5m for the remainder

Section	Field Times	Overall	1200m	1000m	800m	600m	400m	Last 600m				
		1:17.84 (0:07.68)	1:10.16 (0:11.69)	0:58.47 (0:11.73)	0:46.74 (0:12.37)	0:34.37 (0:11.37)	0:23.00 (0:11.10)	0:34.37				
Rank	TAB Horse/Jockey	Barrier	Top Speed [km/h]	Fastest Section	Overall	1200m	1000m	800m	600m	400m	Last 600m	Distance Travelled [m]
1	5 TEXAS STORM Jackson Murphy	7	66.1 400m	0:07.87 Overall	1:17.84 [1] (0:07.87)	1:09.97 [3] (0:11.61)	0:58.36 [3] (0:11.76)	0:46.60 [2] (0:12.25)	0:34.35 [2] (0:11.35)	0:23.00 [1] (0:11.10)	0:34.35	
2	1 PEPPERDINE Ashley Butler	4	67.0 600m	0:07.92 Overall	1:18.07 [2] (0:07.92)	1:10.15 [4] (0:11.79)	0:58.36 [4] (0:11.82)	0:46.54 [4] (0:12.35)	0:34.19 [4] (0:11.11)	0:23.08 [3] (0:11.14)	0:34.19	+0
3	4 SANTORINI SUMMER Warwick Satherley	10	66.9 600m	0:08.38 Overall	1:18.30 [3] (0:08.38)	1:09.92 [10] (0:11.98)	0:57.94 [10] (0:11.85)	0:46.09 [10] (0:12.27)	0:33.82 [10] (0:10.95)	0:22.87 [9] (0:11.08)	0:33.82	+3
4	9 LYNRIC LASS Les Tilley	6	65.5 400m	0:07.74 Overall	1:18.33 [4] (0:07.74)	1:10.59 [2] (0:11.63)	0:58.96 [1] (0:11.73)	0:47.23 [1] (0:12.37)	0:34.86 [1] (0:11.41)	0:23.45 [2] (0:11.34)	0:34.86	-6
5	2 FROSTY BEAR Georgina Cartwright	2	67.1 400m	0:08.28 Overall	1:18.38 [5] (0:08.28)	1:10.10 [8] (0:11.67)	0:58.43 [7] (0:11.84)	0:46.59 [7] (0:12.40)	0:34.19 [7] (0:11.15)	0:23.04 [7] (0:11.11)	0:34.19	+3
6	11 CRAIGLEA ETNA Hannah Richardson	1	67.5 600m	0:08.32 Overall	1:18.48 [6] (0:08.32)	1:10.16 [9] (0:11.70)	0:58.46 [8] (0:12.01)	0:46.45 [9] (0:12.44)	0:34.01 [9] (0:11.11)	0:22.90 [10] (0:11.22)	0:34.01	-6
7	7 LUVIN' OUR GRACE Ryan Wiggins	9	66.9 400m	0:08.27 Overall	1:18.51 [7] (0:08.27)	1:10.24 [7] (0:11.85)	0:58.39 [9] (0:11.88)	0:46.51 [8] (0:12.19)	0:34.32 [8] (0:11.05)	0:23.27 [5] (0:11.15)	0:34.32	+2
8	12 TOY BLAZE Brooke Johnson	5	64.8 600m	0:07.68 Overall	1:18.63 [8] (0:07.68)	1:10.95 [1] (0:11.74)	0:59.21 [2] (0:11.95)	0:47.26 [3] (0:12.31)	0:34.95 [3] (0:11.37)	0:23.58 [4] (0:11.36)	0:34.95	-2
9	3 STRUCK TWICE Justin Stanley	3	65.6 400m	0:08.10 Overall	1:18.84 [9] (0:08.10)	1:10.74 [5] (0:11.67)	0:59.07 [5] (0:11.86)	0:47.21 [5] (0:12.33)	0:34.88 [5] (0:11.28)	0:23.60 [6] (0:11.31)	0:34.88	-5
10	8 PAULI Alisha Donald	8	65.5 400m	0:08.11 Overall	1:18.93 [10] (0:08.11)	1:10.82 [6] (0:11.67)	0:59.15 [6] (0:11.87)	0:47.28 [6] (0:12.40)	0:34.88 [6] (0:11.29)	0:23.59 [8] (0:11.33)	0:34.88	+7

Scratched: El Of A Senorita (#6), Isshegrey (#10)



Rockhampton QLD Professional

Race 5: Warner Building Group Pty Ltd BENCHMARK 60 Handicap - 1300m

31 May 2024 - 14:11



Track Rating: Soft 5, Weather: Showers, Rail Position: +8m from 950 - 600 +6.5m for the remainder

Section							200m			Last 600m
Field Times							0:11.90			0:34.37
							(0:11.90)			
Rank	TAB	Horse/Jockey	Barrier	Top Speed [km/h]	Fastest Section	Margin				Distance Travelled [m]
1	5	TEXAS STORM Jackson Murphy	7	66.1 400m	0:07.87 Overall	0:11.90 [1] (0:11.90)	1:17.84		0:34.35	
2	1	PEPPERDINE Ashley Butler	4	67.0 600m	0:07.92 Overall	0:11.94 [2] (0:11.94)	1.33L		0:34.19	+0
3	4	SANTORINI SUMMER Warwick Satherley	10	66.9 600m	0:08.38 Overall	0:11.79 [7] (0:11.79)	2.7L		0:33.82	+3
4	9	LYNRIC LASS Les Tilley	6	65.5 400m	0:07.74 Overall	0:12.11 [3] (0:12.11)	2.88L		0:34.86	-6
5	2	FROSTY BEAR Georgina Cartwright	2	67.1 400m	0:08.28 Overall	0:11.93 [6] (0:11.93)	3.14L		0:34.19	+3
6	11	CRAIGLEA ETNA Hannah Richardson	1	67.5 600m	0:08.32 Overall	0:11.68 [10] (0:11.68)	3.72L		0:34.01	-6
7	7	LUVIN' OUR GRACE Ryan Wiggins	9	66.9 400m	0:08.27 Overall	0:12.12 [4] (0:12.12)	3.89L		0:34.32	+2
8	12	TOY BLAZE Brooke Johnson	5	64.8 600m	0:07.68 Overall	0:12.22 [5] (0:12.22)	4.61L		0:34.95	-2
9	3	STRUCK TWICE Justin Stanley	3	65.6 400m	0:08.10 Overall	0:12.29 [8] (0:12.29)	5.85L		0:34.88	-5
10	8	PAULI Alisha Donald	8	65.5 400m	0:08.11 Overall	0:12.26 [9] (0:12.26)	6.39L		0:34.88	+7

Scratched: El Of A Senorita (#6), Isshegrey (#10)



Horse/Jockey Name	Texas Storm
Final Rank	1
Fastest Section Time (Section)	0:07.87 (Overall)
Top Speed [km/h] (Section)	66.1 (400m)
Race State	Finished

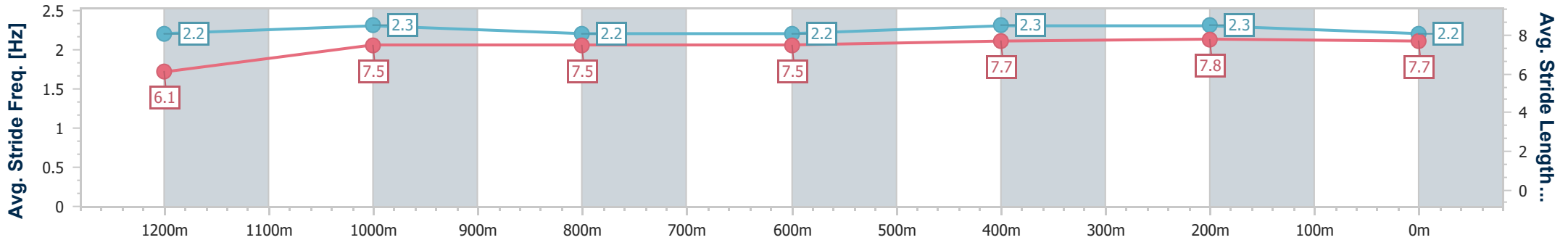
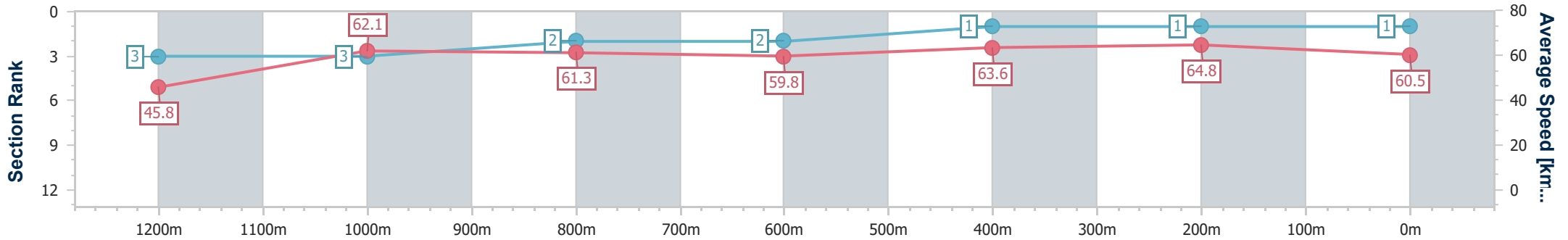


Rockhampton QLD Professional
Race 5: Warner Building Group Pty Ltd BENCHMARK 60
Handicap - 1300m



31 May 2024 - 14:11
Track Rating: Soft 5, Weather: Showers, Rail Position: +8m from
950 - 600 +6.5m for the remainder

Section	Overall	1200m	1000m	800m	600m	400m	200m
Section Times	1:17.84 [1] (0:07.87)	1:09.97 [3] (0:11.61)	0:58.36 [3] (0:11.76)	0:46.60 [2] (0:12.25)	0:34.35 [2] (0:11.35)	0:23.00 [1] (0:11.10)	0:11.90 [1] (0:11.90)
Average Speed [km/h]	45.8	62.1	61.3	59.8	63.6	64.8	60.5
Top Speed [km/h]	58.3	63.3	63.4	61.5	66.0	66.1	62.9
Avg. Dist. to Rail [m]	4.6	0.4	0.7	2.5	2.8	3.2	3.0
Avg. Stride Freq. [Hz]	2.2	2.3	2.2	2.2	2.3	2.3	2.2
Avg. Stride Length [m]	6.1	7.5	7.5	7.5	7.7	7.8	7.7



- [] Ranking at each section and finish
- .-.- No data available at this section
- NA No data available



Horse/Jockey Name	Pepperdine
Final Rank	2
Fastest Section Time (Section)	0:07.92 (Overall)
Top Speed [km/h] (Section)	67.0 (600m)
Race State	Finished

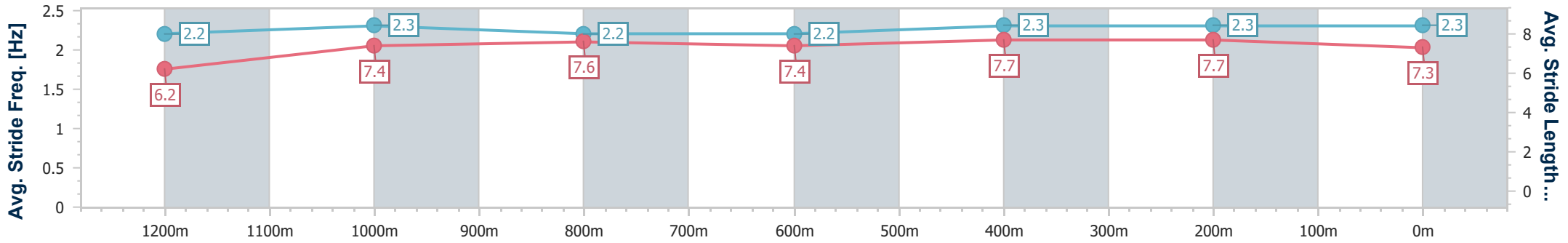
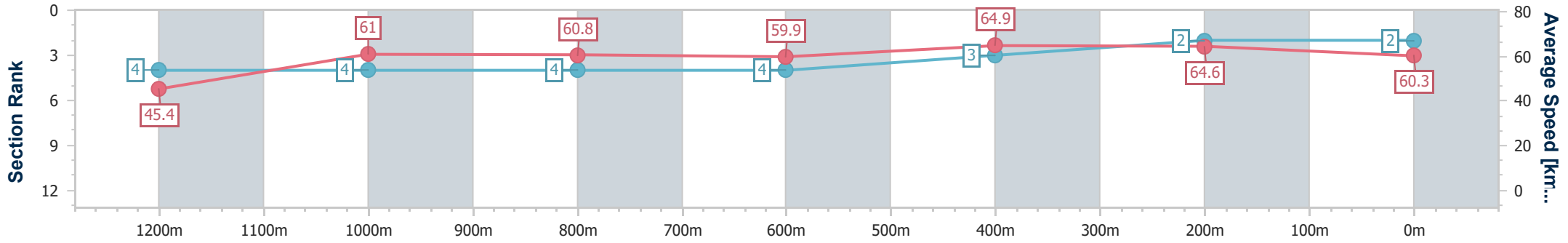


Rockhampton QLD Professional
Race 5: Warner Building Group Pty Ltd BENCHMARK 60
Handicap - 1300m



31 May 2024 - 14:11
Track Rating: Soft 5, Weather: Showers, Rail Position: +8m from
950 - 600 +6.5m for the remainder

Section	Overall	1200m	1000m	800m	600m	400m	200m
Section Times	1:18.07 [2] (0:07.92)	1:10.15 [4] (0:11.79)	0:58.36 [4] (0:11.82)	0:46.54 [4] (0:12.35)	0:34.19 [4] (0:11.11)	0:23.08 [3] (0:11.14)	0:11.94 [2] (0:11.94)
Average Speed [km/h]	45.4	61.0	60.8	59.9	64.9	64.6	60.3
Top Speed [km/h]	58.3	62.4	62.6	63.4	67.0	67.0	62.4
Avg. Dist. to Rail [m]	1.5	1.2	1.1	3.7	4.1	4.7	4.4
Avg. Stride Freq. [Hz]	2.2	2.3	2.2	2.2	2.3	2.3	2.3
Avg. Stride Length [m]	6.2	7.4	7.6	7.4	7.7	7.7	7.3



- [] Ranking at each section and finish
- .-.- No data available at this section
- NA No data available



Horse/Jockey Name	Santorini Summer
Final Rank	3
Fastest Section Time (Section)	0:08.38 (Overall)
Top Speed [km/h] (Section)	66.9 (600m)
Race State	Finished

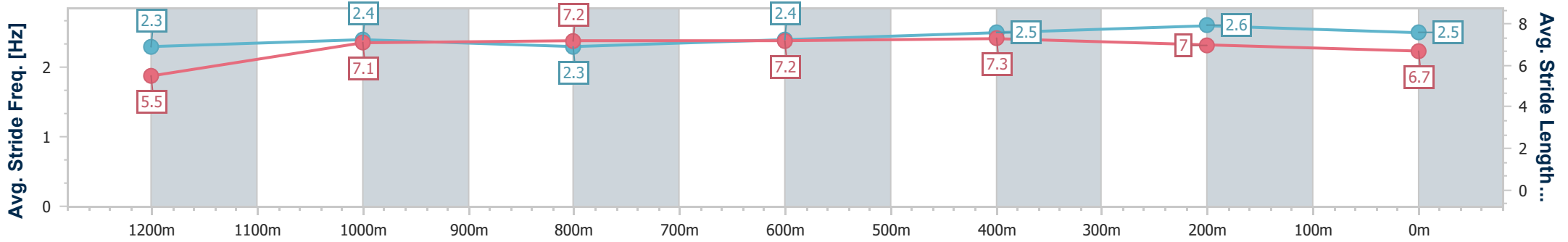
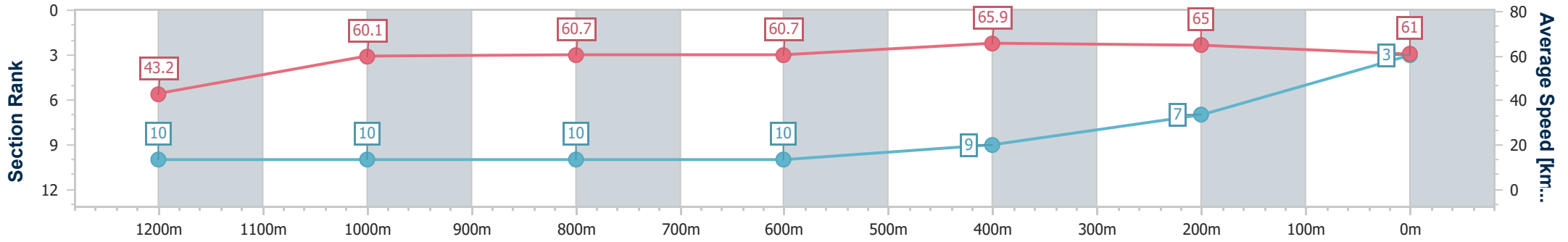


Rockhampton QLD Professional
Race 5: Warner Building Group Pty Ltd BENCHMARK 60
Handicap - 1300m



31 May 2024 - 14:11
Track Rating: Soft 5, Weather: Showers, Rail Position: +8m from
950 - 600 +6.5m for the remainder

Section	Overall	1200m	1000m	800m	600m	400m	200m							
Section Times	1:18.30 [3] (0:08.38)	1:09.92 [10] (0:11.98)	0:57.94 [10] (0:11.85)	0:46.09 [10] (0:12.27)	0:33.82 [10] (0:10.95)	0:22.87 [9] (0:11.08)	0:11.79 [7] (0:11.79)							
Average Speed [km/h]	43.2	60.1	60.7	60.7	65.9	65.0	61.0							
Top Speed [km/h]	56.1	62.9	62.5	63.6	66.9	66.8	63.2							
Avg. Dist. to Rail [m]	6.9	0.9	1.1	4.1	6.0	8.3	7.9							
Avg. Stride Freq. [Hz]	2.3	2.4	2.3	2.4	2.5	2.6	2.5							
Avg. Stride Length [m]	5.5	7.1	7.2	7.2	7.3	7.0	6.7							



- [] Ranking at each section and finish
- .-.- No data available at this section
- NA No data available



Horse/Jockey Name	Lynric Lass
Final Rank	4
Fastest Section Time (Section)	0:07.74 (Overall)
Top Speed [km/h] (Section)	65.5 (400m)
Race State	Finished

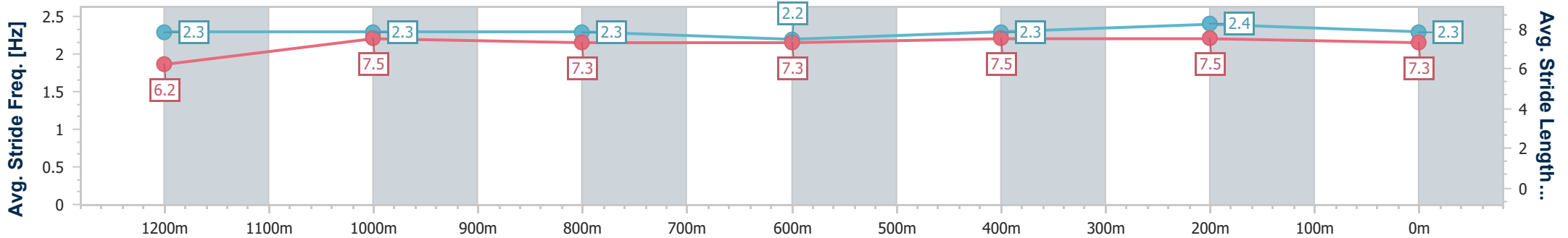
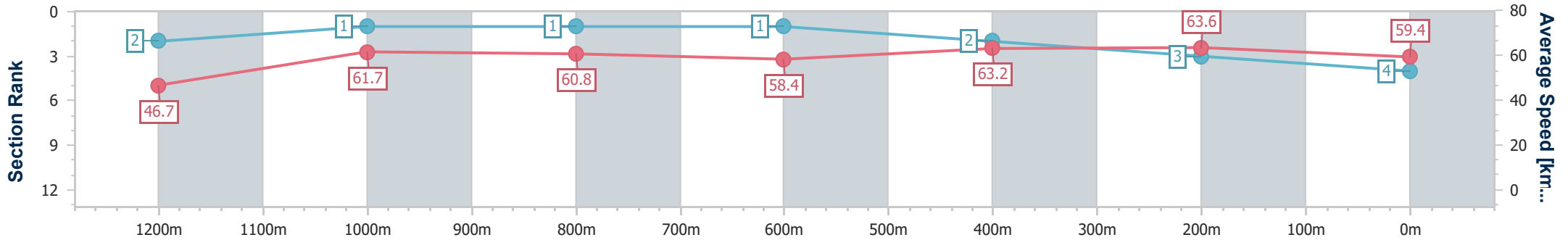


Rockhampton QLD Professional
 Race 5: Warner Building Group Pty Ltd BENCHMARK 60
 Handicap - 1300m



31 May 2024 - 14:11
 Track Rating: Soft 5, Weather: Showers, Rail Position: +8m from
 950 - 600 +6.5m for the remainder

Section	Overall	1200m	1000m	800m	600m	400m	200m
Section Times	1:18.33 [4] (0:07.74)	1:10.59 [2] (0:11.63)	0:58.96 [1] (0:11.73)	0:47.23 [1] (0:12.37)	0:34.86 [1] (0:11.41)	0:23.45 [2] (0:11.34)	0:12.11 [3] (0:12.11)
Average Speed [km/h]	46.7	61.7	60.8	58.4	63.2	63.6	59.4
Top Speed [km/h]	59.5	63.8	64.0	60.5	65.5	65.5	62.2
Avg. Dist. to Rail [m]	3.1	1.4	1.7	0.6	0.6	1.7	2.3
Avg. Stride Freq. [Hz]	2.3	2.3	2.3	2.2	2.3	2.4	2.3
Avg. Stride Length [m]	6.2	7.5	7.3	7.3	7.5	7.5	7.3



- [] Ranking at each section and finish
- .-.- No data available at this section
- NA No data available



Horse/Jockey Name	Frosty Bear
Final Rank	5
Fastest Section Time (Section)	0:08.28 (Overall)
Top Speed [km/h] (Section)	67.1 (400m)
Race State	Finished

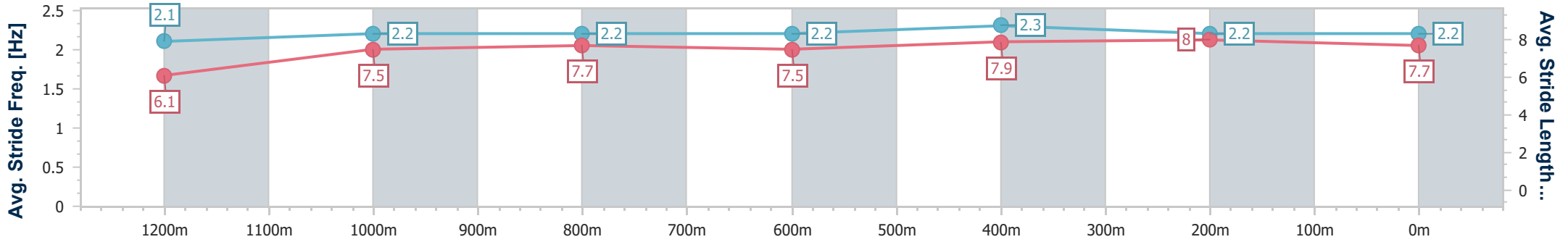
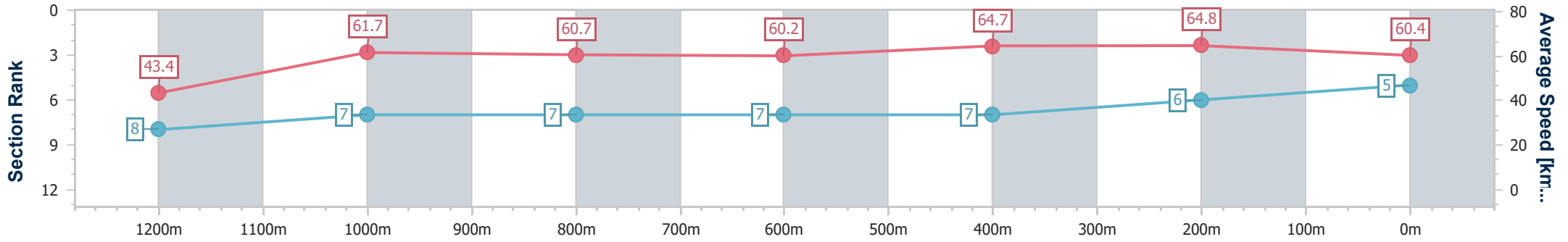


Rockhampton QLD Professional
 Race 5: Warner Building Group Pty Ltd BENCHMARK 60
 Handicap - 1300m



31 May 2024 - 14:11
 Track Rating: Soft 5, Weather: Showers, Rail Position: +8m from
 950 - 600 +6.5m for the remainder

Section	Overall	1200m	1000m	800m	600m	400m	200m							
Section Times	1:18.38 [5] (0:08.28)	1:10.10 [8] (0:11.67)	0:58.43 [7] (0:11.84)	0:46.59 [7] (0:12.40)	0:34.19 [7] (0:11.15)	0:23.04 [7] (0:11.11)	0:11.93 [6] (0:11.93)							
Average Speed [km/h]	43.4	61.7	60.7	60.2	64.7	64.8	60.4							
Top Speed [km/h]	59.7	62.5	62.0	63.2	67.1	67.1	62.0							
Avg. Dist. to Rail [m]	1.1	0.6	1.3	4.7	5.0	5.8	6.5							
Avg. Stride Freq. [Hz]	2.1	2.2	2.2	2.2	2.3	2.2	2.2							
Avg. Stride Length [m]	6.1	7.5	7.7	7.5	7.9	8.0	7.7							



- [] Ranking at each section and finish
- .-.- No data available at this section
- NA No data available



Horse/Jockey Name	Craiglea Etna
Final Rank	6
Fastest Section Time (Section)	0:08.32 (Overall)
Top Speed [km/h] (Section)	67.5 (600m)
Race State	Finished

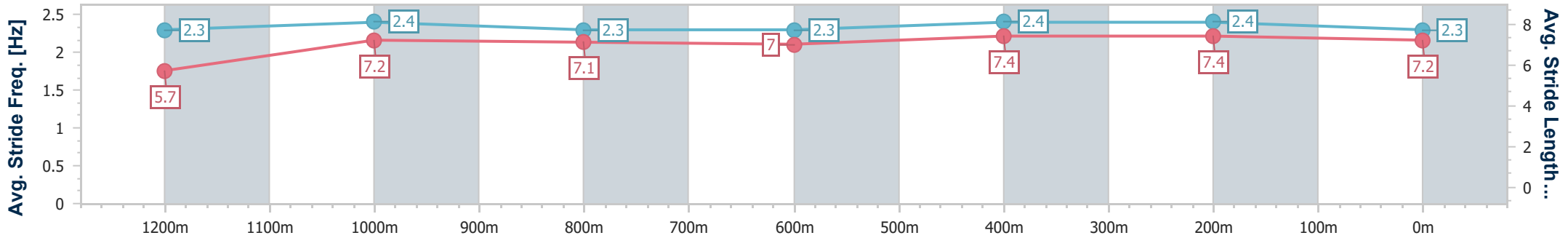
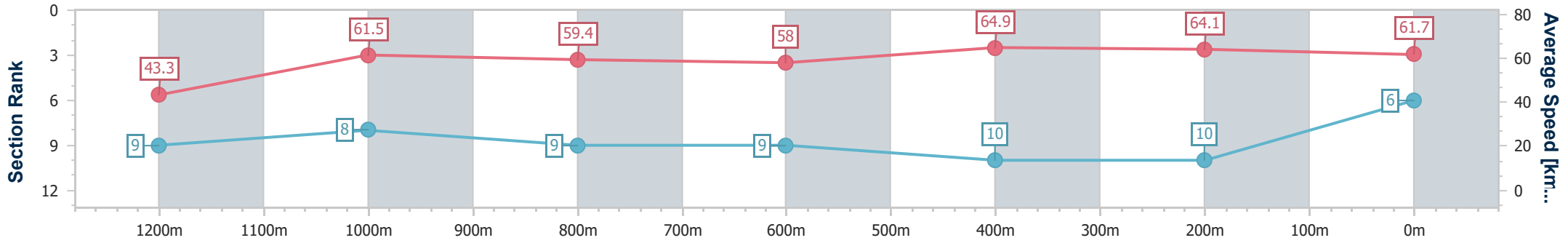


Rockhampton QLD Professional
 Race 5: Warner Building Group Pty Ltd BENCHMARK 60
 Handicap - 1300m



31 May 2024 - 14:11
 Track Rating: Soft 5, Weather: Showers, Rail Position: +8m from
 950 - 600 +6.5m for the remainder

Section	Overall	1200m	1000m	800m	600m	400m	200m
Section Times	1:18.48 [6] (0:08.32)	1:10.16 [9] (0:11.70)	0:58.46 [8] (0:12.01)	0:46.45 [9] (0:12.44)	0:34.01 [9] (0:11.11)	0:22.90 [10] (0:11.22)	0:11.68 [10] (0:11.68)
Average Speed [km/h]	43.3	61.5	59.4	58.0	64.9	64.1	61.7
Top Speed [km/h]	60.6	62.5	61.1	60.9	67.5	67.5	65.6
Avg. Dist. to Rail [m]	1.0	1.2	1.6	0.4	2.7	6.5	9.2
Avg. Stride Freq. [Hz]	2.3	2.4	2.3	2.3	2.4	2.4	2.3
Avg. Stride Length [m]	5.7	7.2	7.1	7.0	7.4	7.4	7.2



- [] Ranking at each section and finish
- .-.- No data available at this section
- NA No data available



Horse/Jockey Name	Luv'in Our Grace
Final Rank	7
Fastest Section Time (Section)	0:08.27 (Overall)
Top Speed [km/h] (Section)	66.9 (400m)
Race State	Finished

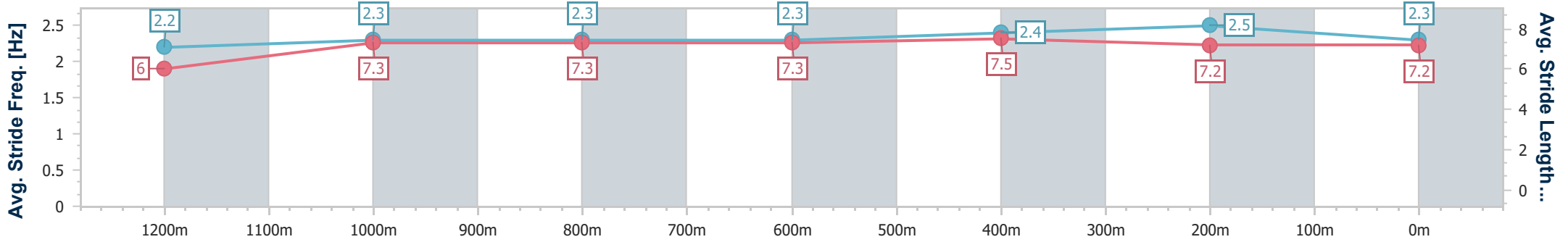
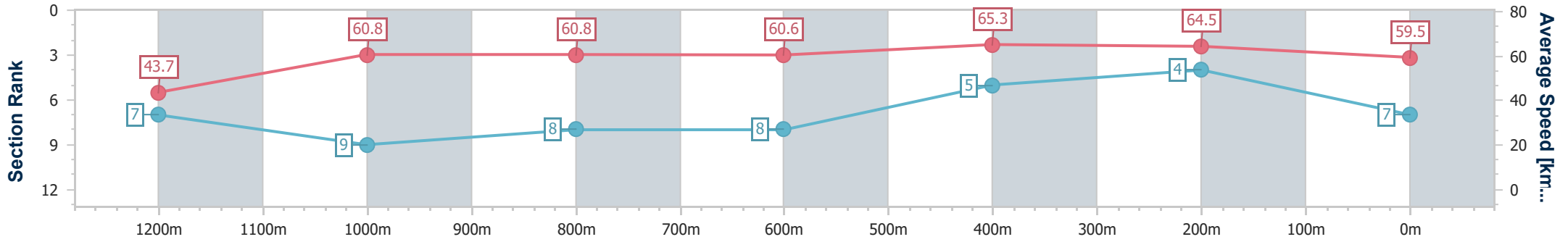


Rockhampton QLD Professional
 Race 5: Warner Building Group Pty Ltd BENCHMARK 60
 Handicap - 1300m



31 May 2024 - 14:11
 Track Rating: Soft 5, Weather: Showers, Rail Position: +8m from
 950 - 600 +6.5m for the remainder

Section	Overall	1200m	1000m	800m	600m	400m	200m
Section Times	1:18.51 [7] (0:08.27)	1:10.24 [7] (0:11.85)	0:58.39 [9] (0:11.88)	0:46.51 [8] (0:12.19)	0:34.32 [8] (0:11.05)	0:23.27 [5] (0:11.15)	0:12.12 [4] (0:12.12)
Average Speed [km/h]	43.7	60.8	60.8	60.6	65.3	64.5	59.5
Top Speed [km/h]	59.0	61.5	62.3	62.3	66.9	66.9	62.6
Avg. Dist. to Rail [m]	5.8	0.6	1.0	3.3	5.5	5.8	5.3
Avg. Stride Freq. [Hz]	2.2	2.3	2.3	2.3	2.4	2.5	2.3
Avg. Stride Length [m]	6.0	7.3	7.3	7.3	7.5	7.2	7.2



- [] Ranking at each section and finish
- .-.- No data available at this section
- NA No data available



Horse/Jockey Name	Toy Blaze
Final Rank	8
Fastest Section Time (Section)	0:07.68 (Overall)
Top Speed [km/h] (Section)	64.8 (600m)
Race State	Finished

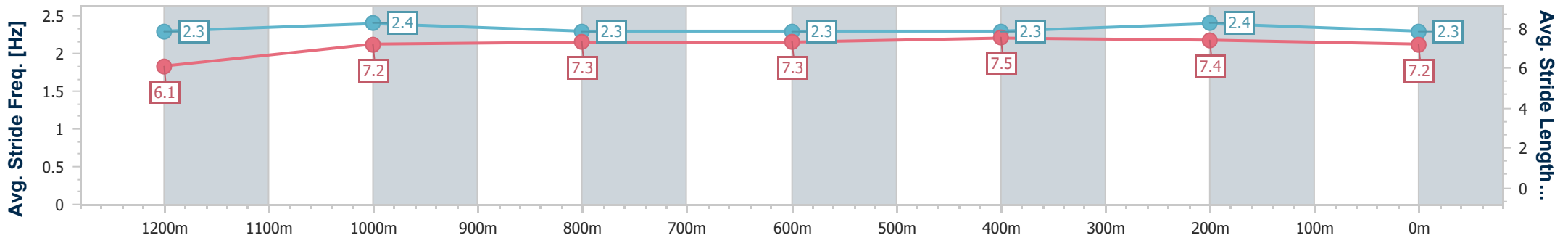
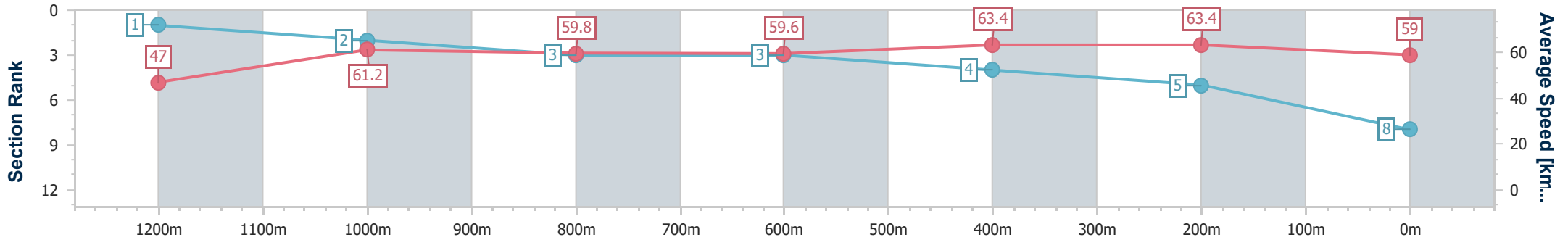


Rockhampton QLD Professional
Race 5: Warner Building Group Pty Ltd BENCHMARK 60
Handicap - 1300m



31 May 2024 - 14:11
Track Rating: Soft 5, Weather: Showers, Rail Position: +8m from
950 - 600 +6.5m for the remainder

Section	Overall	1200m	1000m	800m	600m	400m	200m						
Section Times	1:18.63 [8] (0:07.68)	1:10.95 [1] (0:11.74)	0:59.21 [2] (0:11.95)	0:47.26 [3] (0:12.31)	0:34.95 [3] (0:11.37)	0:23.58 [4] (0:11.36)	0:12.22 [5]						
Average Speed [km/h]	47.0	61.2	59.8	59.6	63.4	63.4	59.0						
Top Speed [km/h]	59.0	62.4	62.3	62.6	64.8	64.6	61.2						
Avg. Dist. to Rail [m]	2.5	1.7	1.5	2.4	3.5	4.2	4.0						
Avg. Stride Freq. [Hz]	2.3	2.4	2.3	2.3	2.3	2.4	2.3						
Avg. Stride Length [m]	6.1	7.2	7.3	7.3	7.5	7.4	7.2						



- [] Ranking at each section and finish
- .-.- No data available at this section
- NA No data available



Horse/Jockey Name	Struck Twice
Final Rank	9
Fastest Section Time (Section)	0:08.10 (Overall)
Top Speed [km/h] (Section)	65.6 (400m)
Race State	Finished

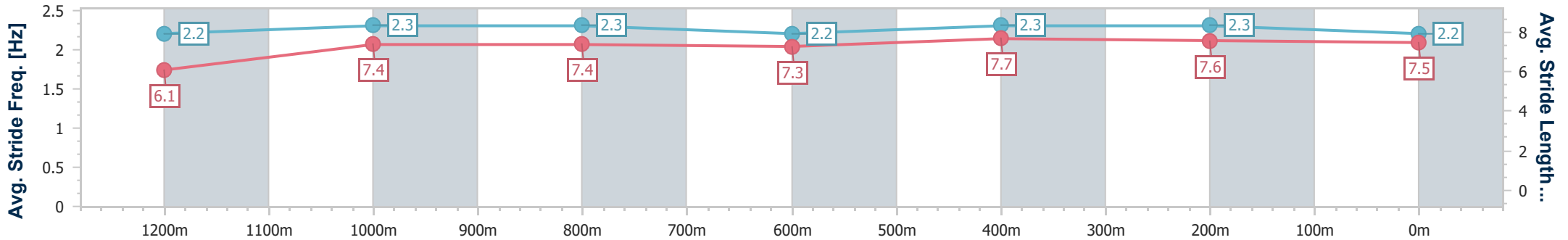
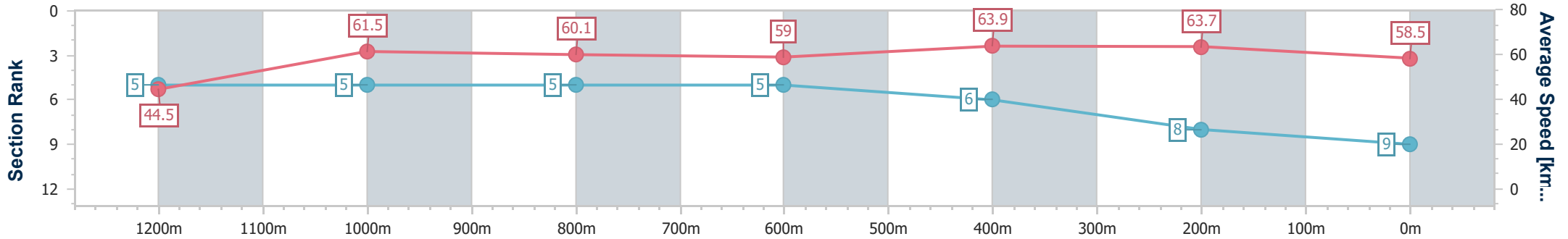


Rockhampton QLD Professional
Race 5: Warner Building Group Pty Ltd BENCHMARK 60
Handicap - 1300m



31 May 2024 - 14:11
Track Rating: Soft 5, Weather: Showers, Rail Position: +8m from
950 - 600 +6.5m for the remainder

Section	Overall	1200m	1000m	800m	600m	400m	200m							
Section Times	1:18.84 [9] (0:08.10)	1:10.74 [5] (0:11.67)	0:59.07 [5] (0:11.86)	0:47.21 [5] (0:12.33)	0:34.88 [5] (0:11.28)	0:23.60 [6] (0:11.31)	0:12.29 [8] (0:12.29)							
Average Speed [km/h]	44.5	61.5	60.1	59.0	63.9	63.7	58.5							
Top Speed [km/h]	59.0	63.0	61.6	62.9	65.6	65.6	61.2							
Avg. Dist. to Rail [m]	1.5	1.4	1.7	1.5	3.1	4.2	5.1							
Avg. Stride Freq. [Hz]	2.2	2.3	2.3	2.2	2.3	2.3	2.2							
Avg. Stride Length [m]	6.1	7.4	7.4	7.3	7.7	7.6	7.5							



- [] Ranking at each section and finish
- .-.- No data available at this section
- NA No data available



Horse/Jockey Name	Pauli
Final Rank	10
Fastest Section Time (Section)	0:08.11 (Overall)
Top Speed [km/h] (Section)	65.5 (400m)
Race State	Finished

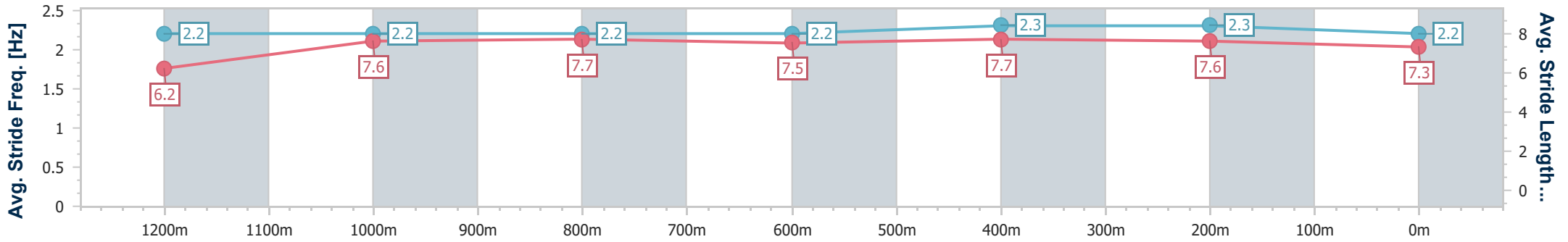
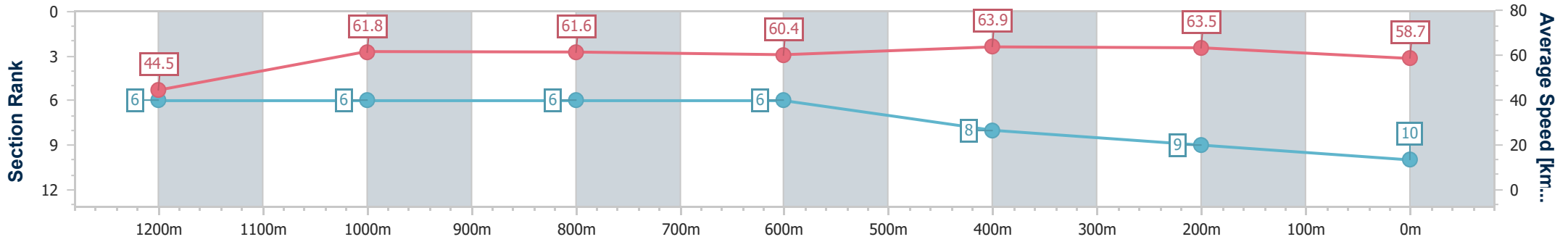


Rockhampton QLD Professional
Race 5: Warner Building Group Pty Ltd BENCHMARK 60
Handicap - 1300m



31 May 2024 - 14:11
Track Rating: Soft 5, Weather: Showers, Rail Position: +8m from
950 - 600 +6.5m for the remainder

Section	Overall	1200m	1000m	800m	600m	400m	200m							
Section Times	1:18.93 [10] (0:08.11)	1:10.82 [6] (0:11.67)	0:59.15 [6] (0:11.87)	0:47.28 [6] (0:12.40)	0:34.88 [6] (0:11.29)	0:23.59 [8] (0:11.33)	0:12.26 [9] (0:12.26)							
Average Speed [km/h]	44.5	61.8	61.6	60.4	63.9	63.5	58.7							
Top Speed [km/h]	57.1	63.3	63.2	62.4	65.5	65.5	61.1							
Avg. Dist. to Rail [m]	5.9	1.4	1.7	5.2	5.4	6.8	7.3							
Avg. Stride Freq. [Hz]	2.2	2.2	2.2	2.2	2.3	2.3	2.2							
Avg. Stride Length [m]	6.2	7.6	7.7	7.5	7.7	7.6	7.3							



- [] Ranking at each section and finish
- .-.- No data available at this section
- NA No data available



Rockhampton QLD Professional

Race 6: Rockhampton Engineering and Maintenance Services RATINGS

BAND 0 - 55 Handicap - 1600m

31 May 2024 - 14:41



Track Rating: Soft 5, Weather: Showers, Rail Position: +8m from 950 - 600 +6.5m for the remainder

Section														
Field Times	Overall	1400m	1200m	1000m	800m	600m	400m	Last 600m						
	1:36.66 (0:13.09)	1:23.57 (0:10.84)	1:12.73 (0:11.49)	1:01.24 (0:12.08)	0:49.16 (0:12.44)	0:36.72 (0:11.82)	0:24.90 (0:12.01)	0:36.72						
Rank	TAB	Horse/Jockey	Barrier	Top Speed [km/h]	Fastest Section	Overall	1400m	1200m	1000m	800m	600m	400m	Last 600m	Distance Travelled [m]
1	1	ALL THE SHOPS Ashley Butler	14	67.5	0:11.01	1:36.66 [1] (0:13.45)	1:23.21 [5] (0:11.01)	1:12.20 [4] (0:11.63)	1:00.57 [4] (0:11.90)	0:48.67 [4] (0:12.36)	0:36.31 [4] (0:11.54)	0:24.77 [3] (0:11.88)	0:36.31	
2	10	GENERAL WOLFFE Warwick Satherley	5	66.6	0:11.07	1:36.75 [2] (0:13.61)	1:23.14 [7] (0:11.07)	1:12.07 [6] (0:11.76)	1:00.31 [7] (0:11.94)	0:48.37 [7] (0:12.18)	0:36.19 [6] (0:11.62)	0:24.57 [5] (0:11.88)	0:36.19	-4
3	6	REPLACE THE ACE Jackson Murphy	4	66.6	0:10.97	1:36.79 [3] (0:13.19)	1:23.60 [2] (0:10.97)	1:12.63 [2] (0:11.59)	1:01.04 [3] (0:11.97)	0:49.07 [2] (0:12.35)	0:36.72 [2] (0:11.77)	0:24.95 [2] (0:12.00)	0:36.72	-5
4	8	ARBAT Ryan Wiggins	11	67.7	0:10.74	1:36.89 [4] (0:13.19)	1:23.70 [3] (0:10.74)	1:12.96 [1] (0:11.49)	1:01.47 [1] (0:12.08)	0:49.39 [1] (0:12.44)	0:36.95 [1] (0:11.82)	0:25.13 [1] (0:12.08)	0:36.95	-3
5	12	ROCKY REBEL Les Tilley	7	66.6	0:11.07	1:36.95 [5] (0:13.39)	1:23.56 [4] (0:11.07)	1:12.49 [5] (0:11.69)	1:00.80 [5] (0:12.00)	0:48.80 [5] (0:12.07)	0:36.73 [3] (0:11.82)	0:24.91 [4] (0:12.06)	0:36.73	-7
6	11	DIVINE KAMEHALANI Georgina Cartwright	6	66.5	0:11.13	1:37.24 [6] (0:13.65)	1:23.59 [8] (0:11.13)	1:12.46 [8] (0:11.72)	1:00.74 [8] (0:12.02)	0:48.72 [9] (0:12.23)	0:36.49 [9] (0:11.60)	0:24.89 [6] (0:11.90)	0:36.49	+5
7	15	RUFFIN' IT Melea Castle	12	67.6	0:10.91	1:37.49 [7] (0:13.77)	1:23.72 [10] (0:10.91)	1:12.81 [7] (0:11.61)	1:01.20 [6] (0:11.94)	0:49.26 [6] (0:12.47)	0:36.79 [8] (0:11.92)	0:24.87 [9] (0:12.10)	0:36.79	+0
8	7	ROBUST BOY Justin Stanley	3	65.3	0:11.23	1:37.65 [8] (0:13.56)	1:24.09 [6] (0:11.23)	1:12.86 [9] (0:11.72)	1:01.14 [9] (0:11.92)	0:49.22 [8] (0:12.21)	0:37.01 [7] (0:11.84)	0:25.17 [8] (0:12.21)	0:37.01	-10
9	3	KELLERS SHELTER Alisha Donald	13	64.5	0:11.22	1:37.74 [9] (0:14.01)	1:23.73 [12] (0:11.22)	1:12.51 [12] (0:11.86)	1:00.65 [12] (0:11.93)	0:48.72 [11] (0:11.97)	0:36.75 [11] (0:11.73)	0:25.02 [11] (0:12.08)	0:36.75	-3
10	4	BANKONAJET Tasha Chambers	9	65.4	0:11.12	1:37.76 [10] (0:13.90)	1:23.86 [11] (0:11.12)	1:12.74 [11] (0:11.78)	1:00.96 [11] (0:11.76)	0:49.20 [10] (0:12.29)	0:36.91 [10] (0:11.84)	0:25.07 [10] (0:12.10)	0:36.91	-5

Scratched: Body And Soul (#14), Clear Blonde (#9), Brand New (#2)



Rockhampton QLD Professional

Race 6: Rockhampton Engineering and Maintenance Services RATINGS

BAND 0 - 55 Handicap - 1600m

31 May 2024 - 14:41



Track Rating: Soft 5, Weather: Showers, Rail Position: +8m from 950 - 600 +6.5m for the remainder

Section		Overall	1400m	1200m	1000m	800m	600m	400m	Last 600m
Field Times		1:36.66 (0:13.09)	1:23.57 (0:10.84)	1:12.73 (0:11.49)	1:01.24 (0:12.08)	0:49.16 (0:12.44)	0:36.72 (0:11.82)	0:24.90 (0:12.01)	0:36.72

Rank	TAB	Horse/Jockey	Barrier	Top Speed [km/h]	Fastest Section								Distance Travelled [m]
11	5	MONT ROYAL Brooke Johnson	15	66.4 1400m	0:11.22 1400m	1:38.27 [11] (0:13.68)	1:24.59 [9] (0:11.22)	1:13.37 [10] (0:11.77)	1:01.60 [10] (0:12.36)	0:49.24 [12] (0:12.58)	0:36.66 [12] (0:11.82)	0:24.84 [12] (0:12.05)	0:36.66 +1
12	13	SILENT ANGEL Hannah Richardson	10	65.6 1400m	0:11.09 1400m	1:40.58 [12] (0:13.09)	1:27.49 [1] (0:11.09)	1:16.40 [3] (0:11.44)	1:04.96 [2] (0:12.18)	0:52.78 [3] (0:12.59)	0:40.19 [5] (0:12.00)	0:28.19 [7] (0:13.17)	0:40.19 +8

Scratched: Body And Soul (#14), Clear Blonde (#9), Brand New (#2)



Rockhampton QLD Professional

Race 6: Rockhampton Engineering and Maintenance Services RATINGS

BAND 0 - 55 Handicap - 1600m

31 May 2024 - 14:41



Track Rating: Soft 5, Weather: Showers, Rail Position: +8m from 950 - 600 +6.5m for the remainder

Section							200m			Last 600m
Field Times							0:12.89			0:36.72
							(0:12.89)			
Rank	TAB	Horse/Jockey	Barrier	Top Speed [km/h]	Fastest Section	Margin			Distance Travelled [m]	
1	1	ALL THE SHOPS	14	67.5	0:11.01	0:12.89 [1]	1:36.66		0:36.31	
		Ashley Butler		Overall	1400m	(0:12.89)				
2	10	GENERAL WOLFFE	5	66.6	0:11.07	0:12.69 [4]	0.49L		0:36.19	
		Warwick Satherley		1400m	1400m	(0:12.69)			-4	
3	6	REPLACE THE ACE	4	66.6	0:10.97	0:12.95 [2]	0.74L		0:36.72	
		Jackson Murphy		1400m	1400m	(0:12.95)			-5	
4	8	ARBAT	11	67.7	0:10.74	0:13.05 [3]	1.35L		0:36.95	
		Ryan Wiggins		1400m	1400m	(0:13.05)			-3	
5	12	ROCKY REBEL	7	66.6	0:11.07	0:12.85 [5]	1.65L		0:36.73	
		Les Tilley		1400m	1400m	(0:12.85)			-7	
6	11	DIVINE KAMEHALANI	6	66.5	0:11.13	0:12.99 [6]	3.41L		0:36.49	
		Georgina Cartwright		1400m	1400m	(0:12.99)			+5	
7	15	RUFFIN' IT	12	67.6	0:10.91	0:12.77 [8]	4.87L		0:36.79	
		Melea Castle		1400m	1400m	(0:12.77)			+0	
8	7	ROBUST BOY	3	65.3	0:11.23	0:12.96 [7]	5.82L		0:37.01	
		Justin Stanley		1400m	1400m	(0:12.96)			-10	
9	3	KELLERS SHELTER	13	64.5	0:11.22	0:12.94 [10]	6.35L		0:36.75	
		Alisha Donald		1400m	1400m	(0:12.94)			-3	
10	4	BANKONAJET	9	65.4	0:11.12	0:12.97 [9]	6.43L		0:36.91	
		Tasha Chambers		Overall	1400m	(0:12.97)			-5	

Scratched: Body And Soul (#14), Clear Blonde (#9), Brand New (#2)



Rockhampton QLD Professional
Race 6: Rockhampton Engineering and Maintenance Services RATINGS
BAND 0 - 55 Handicap - 1600m
31 May 2024 - 14:41



Track Rating: Soft 5, Weather: Showers, Rail Position: +8m from 950 - 600 +6.5m for the remainder

Section							200m			Last 600m
Field Times							0:12.89			0:36.72
							(0:12.89)			
Rank	TAB	Horse/Jockey	Barrier	Top Speed [km/h]	Fastest Section	Margin			Distance Travelled [m]	
11	5	MONT ROYAL	15	66.4	0:11.22	0:12.79 [11]	9.46L		0:36.66	+1
		Brooke Johnson		1400m	1400m	(0:12.79)				
12	13	SILENT ANGEL	10	65.6	0:11.09	0:15.02 [12]	23.02L		0:40.19	+8
		Hannah Richardson		1400m	1400m	(0:15.02)				

Scratched: Body And Soul (#14), Clear Blonde (#9), Brand New (#2)

- [] Ranking at each section and finish
- :--:- No data available at this section
- NA No data available
- SCN Saddle cloth number
- DNF Did not finish
- DNT Did not track



Horse/Jockey Name	All The Shops
Final Rank	1
Fastest Section Time (Section)	0:11.01 (1400m)
Top Speed [km/h] (Section)	67.5 (Overall)
Race State	Finished



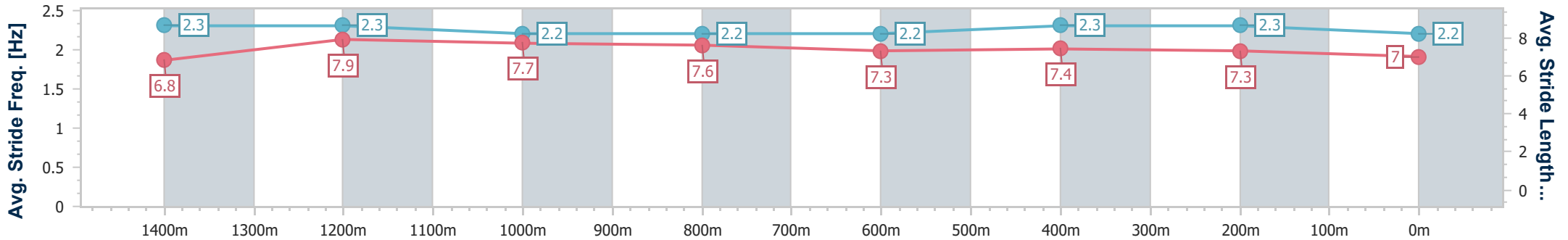
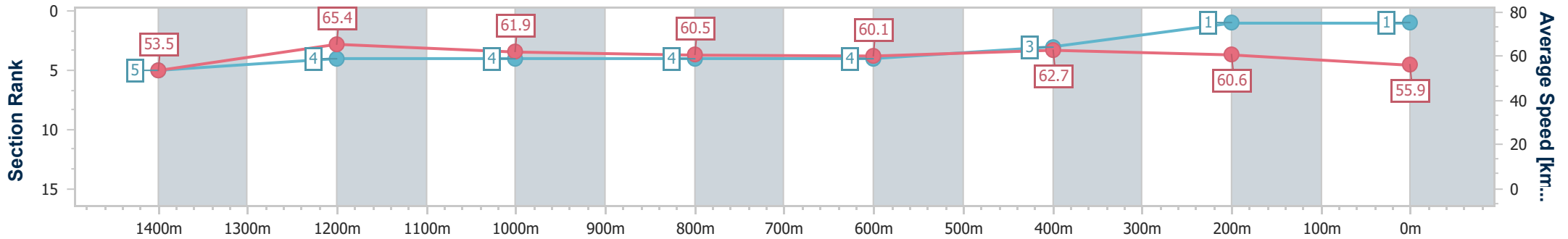
Rockhampton QLD Professional
 Race 6: Rockhampton Engineering and Maintenance Services
 RATINGS BAND 0 - 55 Handicap - 1600m



31 May 2024 - 14:41

Track Rating: Soft 5, Weather: Showers, Rail Position: +8m from 950 - 600 +6.5m for the remainder

Section	Overall	1400m	1200m	1000m	800m	600m	400m	200m						
Section Times	1:36.66 [1] (0:13.45)	1:23.21 [5] (0:11.01)	1:12.20 [4] (0:11.63)	1:00.57 [4] (0:11.90)	0:48.67 [4] (0:12.36)	0:36.31 [4] (0:11.54)	0:24.77 [3] (0:11.88)	0:12.89 [1] (0:12.89)						
Average Speed [km/h]	53.5	65.4	61.9	60.5	60.1	62.7	60.6	55.9						
Top Speed [km/h]	67.5	66.8	64.2	61.6	61.0	63.6	63.4	58.7						
Avg. Dist. to Rail [m]	6.5	0.8	0.7	1.2	4.1	6.0	5.6	5.9						
Avg. Stride Freq. [Hz]	2.3	2.3	2.2	2.2	2.2	2.3	2.3	2.2						
Avg. Stride Length [m]	6.8	7.9	7.7	7.6	7.3	7.4	7.3	7.0						



- [] Ranking at each section and finish
- .-.- No data available at this section
- NA No data available



Horse/Jockey Name	General Wolffe
Final Rank	2
Fastest Section Time (Section)	0:11.07 (1400m)
Top Speed [km/h] (Section)	66.6 (1400m)
Race State	Finished



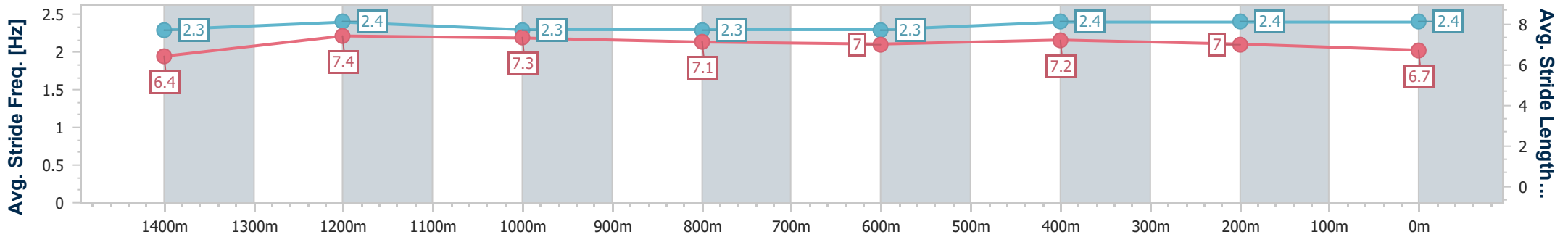
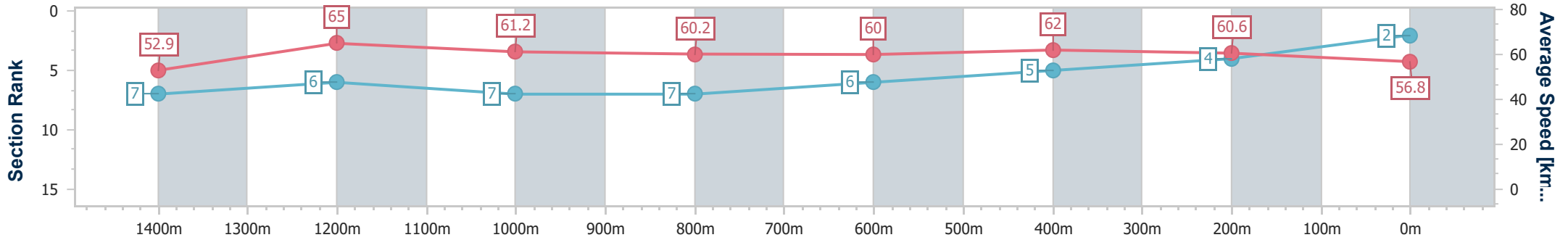
Rockhampton QLD Professional
 Race 6: Rockhampton Engineering and Maintenance Services
 RATINGS BAND 0 - 55 Handicap - 1600m



31 May 2024 - 14:41

Track Rating: Soft 5, Weather: Showers, Rail Position: +8m from 950 - 600 +6.5m for the remainder

Section	Overall	1400m	1200m	1000m	800m	600m	400m	200m						
Section Times	1:36.75 [2] (0:13.61)	1:23.14 [7] (0:11.07)	1:12.07 [6] (0:11.76)	1:00.31 [7] (0:11.94)	0:48.37 [7] (0:12.18)	0:36.19 [6] (0:11.62)	0:24.57 [5] (0:11.88)	0:12.69 [4] (0:12.69)						
Average Speed [km/h]	52.9	65.0	61.2	60.2	60.0	62.0	60.6	56.8						
Top Speed [km/h]	63.3	66.6	63.0	63.0	61.5	64.0	62.4	59.0						
Avg. Dist. to Rail [m]	0.7	0.5	0.8	1.4	1.7	1.7	3.9	7.2						
Avg. Stride Freq. [Hz]	2.3	2.4	2.3	2.3	2.3	2.4	2.4	2.4						
Avg. Stride Length [m]	6.4	7.4	7.3	7.1	7.0	7.2	7.0	6.7						



- [] Ranking at each section and finish
- .-.- No data available at this section
- NA No data available



Horse/Jockey Name	Replace The Ace
Final Rank	3
Fastest Section Time (Section)	0:10.97 (1400m)
Top Speed [km/h] (Section)	66.6 (1400m)
Race State	Finished



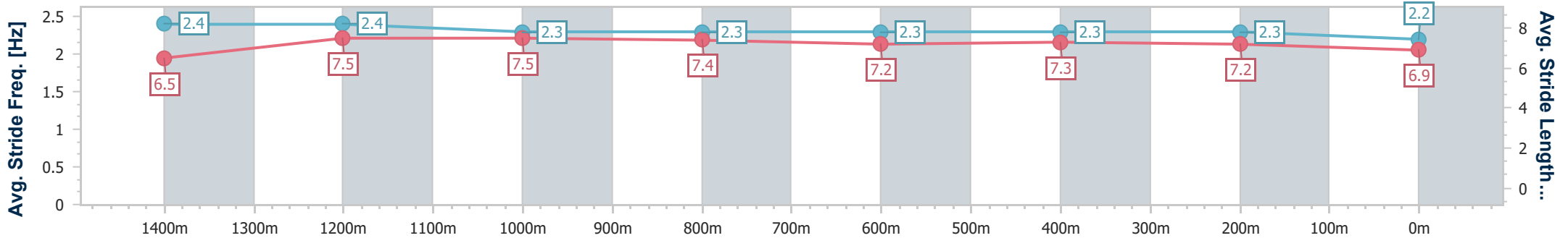
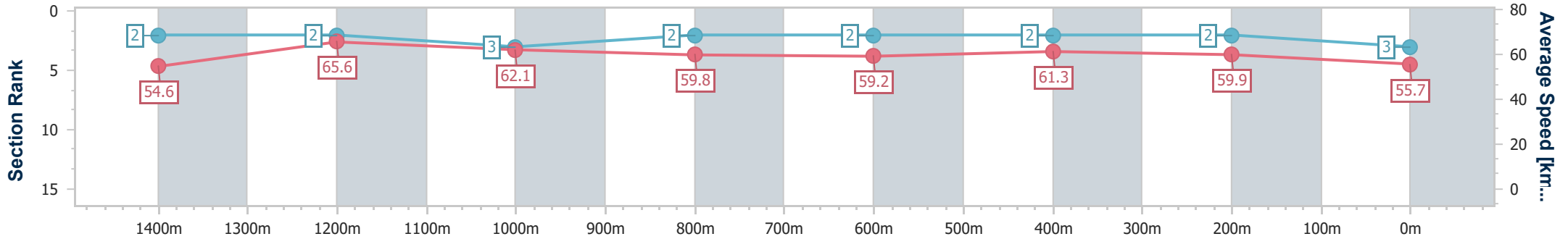
Rockhampton QLD Professional
 Race 6: Rockhampton Engineering and Maintenance Services
 RATINGS BAND 0 - 55 Handicap - 1600m



31 May 2024 - 14:41

Track Rating: Soft 5, Weather: Showers, Rail Position: +8m from 950 - 600 +6.5m for the remainder

Section	Overall	1400m	1200m	1000m	800m	600m	400m	200m						
Section Times	1:36.79 [3] (0:13.19)	1:23.60 [2] (0:10.97)	1:12.63 [2] (0:11.59)	1:01.04 [3] (0:11.97)	0:49.07 [2] (0:12.35)	0:36.72 [2] (0:11.77)	0:24.95 [2] (0:12.00)	0:12.95 [2] (0:12.95)						
Average Speed [km/h]	54.6	65.6	62.1	59.8	59.2	61.3	59.9	55.7						
Top Speed [km/h]	65.7	66.6	63.3	61.5	60.9	62.2	61.9	58.5						
Avg. Dist. to Rail [m]	0.7	1.1	1.4	1.5	2.2	2.8	3.3	4.2						
Avg. Stride Freq. [Hz]	2.4	2.4	2.3	2.3	2.3	2.3	2.3	2.2						
Avg. Stride Length [m]	6.5	7.5	7.5	7.4	7.2	7.3	7.2	6.9						



- [] Ranking at each section and finish
- .-.- No data available at this section
- NA No data available



Horse/Jockey Name	Arbat
Final Rank	4
Fastest Section Time (Section)	0:10.74 (1400m)
Top Speed [km/h] (Section)	67.7 (1400m)
Race State	Finished



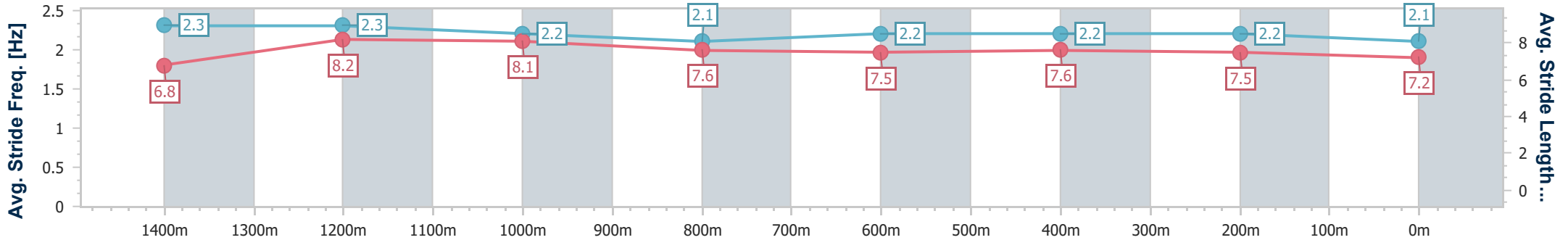
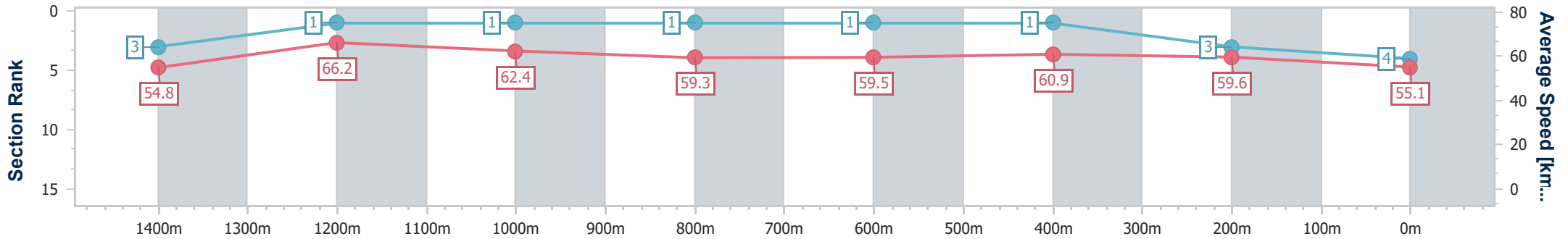
Rockhampton QLD Professional
 Race 6: Rockhampton Engineering and Maintenance Services
 RATINGS BAND 0 - 55 Handicap - 1600m



31 May 2024 - 14:41

Track Rating: Soft 5, Weather: Showers, Rail Position: +8m from 950 - 600 +6.5m for the remainder

Section	Overall	1400m	1200m	1000m	800m	600m	400m	200m						
Section Times	1:36.89 [4] (0:13.19)	1:23.70 [3] (0:10.74)	1:12.96 [1] (0:11.49)	1:01.47 [1] (0:12.08)	0:49.39 [1] (0:12.44)	0:36.95 [1] (0:11.82)	0:25.13 [1] (0:12.08)	0:13.05 [3] (0:13.05)						
Average Speed [km/h]	54.8	66.2	62.4	59.3	59.5	60.9	59.6	55.1						
Top Speed [km/h]	67.3	67.7	64.0	61.5	60.0	61.9	61.8	57.7						
Avg. Dist. to Rail [m]	3.6	1.3	3.4	2.1	3.4	2.4	2.9	2.8						
Avg. Stride Freq. [Hz]	2.3	2.3	2.2	2.1	2.2	2.2	2.2	2.1						
Avg. Stride Length [m]	6.8	8.2	8.1	7.6	7.5	7.6	7.5	7.2						



- [] Ranking at each section and finish
- .-.- No data available at this section
- NA No data available



Horse/Jockey Name	Rocky Rebel
Final Rank	5
Fastest Section Time (Section)	0:11.07 (1400m)
Top Speed [km/h] (Section)	66.6 (1400m)
Race State	Finished



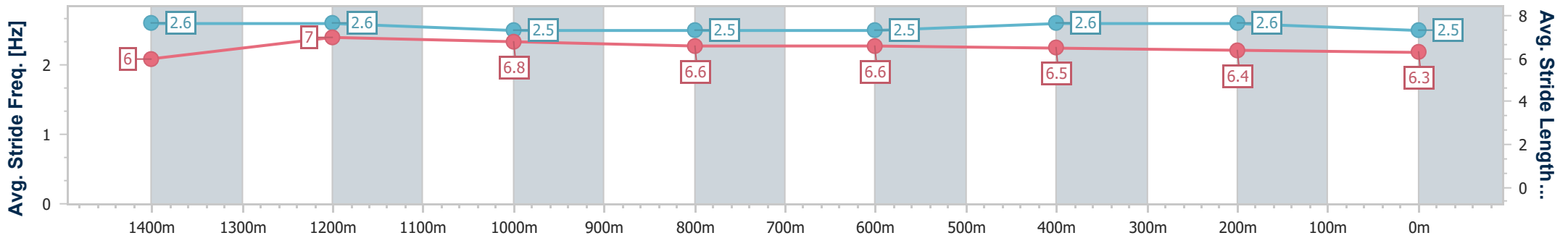
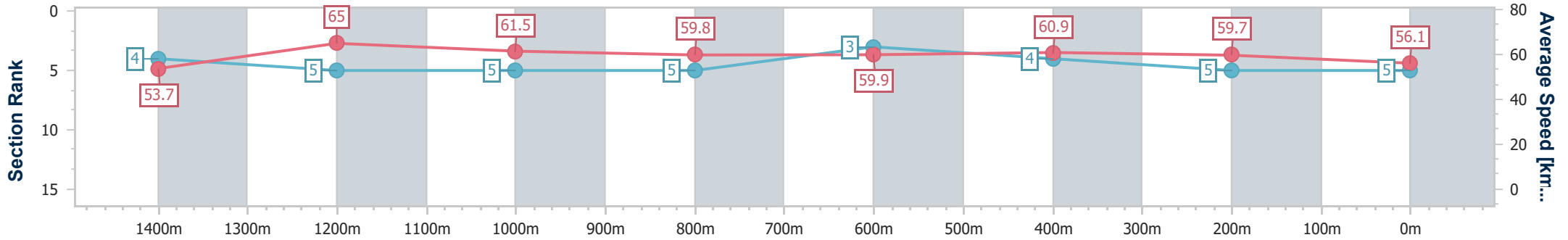
Rockhampton QLD Professional
 Race 6: Rockhampton Engineering and Maintenance Services
 RATINGS BAND 0 - 55 Handicap - 1600m



31 May 2024 - 14:41

Track Rating: Soft 5, Weather: Showers, Rail Position: +8m from 950 - 600 +6.5m for the remainder

Section	Overall	1400m	1200m	1000m	800m	600m	400m	200m
Section Times	1:36.95 [5] (0:13.39)	1:23.56 [4] (0:11.07)	1:12.49 [5] (0:11.69)	1:00.80 [5] (0:12.00)	0:48.80 [5] (0:12.07)	0:36.73 [3] (0:11.82)	0:24.91 [4] (0:12.06)	0:12.85 [5] (0:12.85)
Average Speed [km/h]	53.7	65.0	61.5	59.8	59.9	60.9	59.7	56.1
Top Speed [km/h]	65.5	66.6	63.4	62.2	61.9	63.0	61.4	58.2
Avg. Dist. to Rail [m]	1.6	1.3	1.0	0.8	0.6	0.2	1.4	4.4
Avg. Stride Freq. [Hz]	2.6	2.6	2.5	2.5	2.5	2.6	2.6	2.5
Avg. Stride Length [m]	6.0	7.0	6.8	6.6	6.6	6.5	6.4	6.3



- [] Ranking at each section and finish
- .-.- No data available at this section
- NA No data available



Horse/Jockey Name	Divine Kamehalani
Final Rank	6
Fastest Section Time (Section)	0:11.13 (1400m)
Top Speed [km/h] (Section)	66.5 (1400m)
Race State	Finished



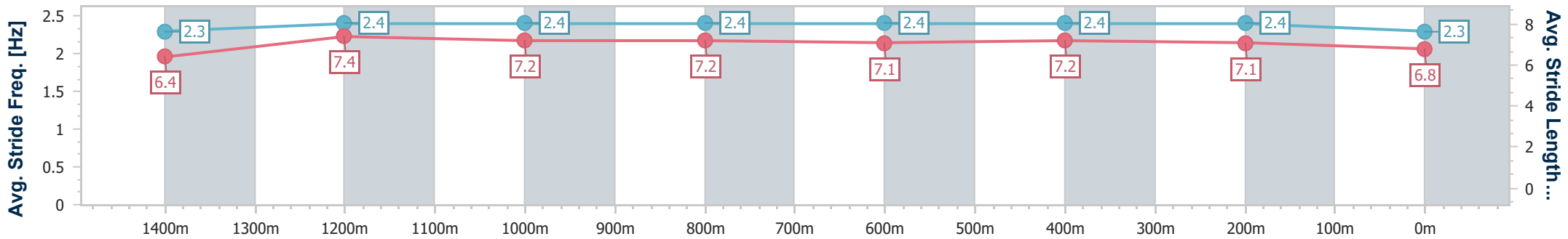
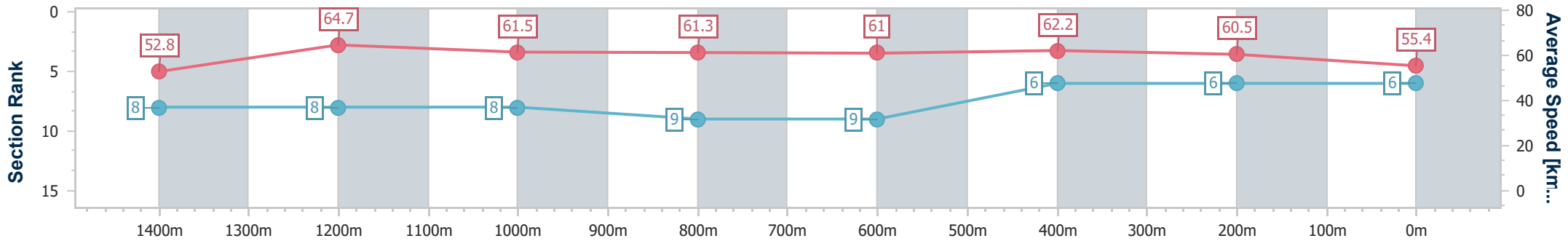
Rockhampton QLD Professional
 Race 6: Rockhampton Engineering and Maintenance Services
 RATINGS BAND 0 - 55 Handicap - 1600m



31 May 2024 - 14:41

Track Rating: Soft 5, Weather: Showers, Rail Position: +8m from 950 - 600 +6.5m for the remainder

Section	Overall	1400m	1200m	1000m	800m	600m	400m	200m						
Section Times	1:37.24 [6] (0:13.65)	1:23.59 [8] (0:11.13)	1:12.46 [8] (0:11.72)	1:00.74 [8] (0:12.02)	0:48.72 [9] (0:12.23)	0:36.49 [9] (0:11.60)	0:24.89 [6] (0:11.90)	0:12.99 [6] (0:12.99)						
Average Speed [km/h]	52.8	64.7	61.5	61.3	61.0	62.2	60.5	55.4						
Top Speed [km/h]	63.6	66.5	64.0	62.8	62.1	63.0	62.7	58.7						
Avg. Dist. to Rail [m]	1.0	0.4	1.3	2.9	4.7	3.6	3.1	4.5						
Avg. Stride Freq. [Hz]	2.3	2.4	2.4	2.4	2.4	2.4	2.4	2.3						
Avg. Stride Length [m]	6.4	7.4	7.2	7.2	7.1	7.2	7.1	6.8						



- [] Ranking at each section and finish
- .-.- No data available at this section
- NA No data available



Horse/Jockey Name	Ruffin' It
Final Rank	7
Fastest Section Time (Section)	0:10.91 (1400m)
Top Speed [km/h] (Section)	67.6 (1400m)
Race State	Finished



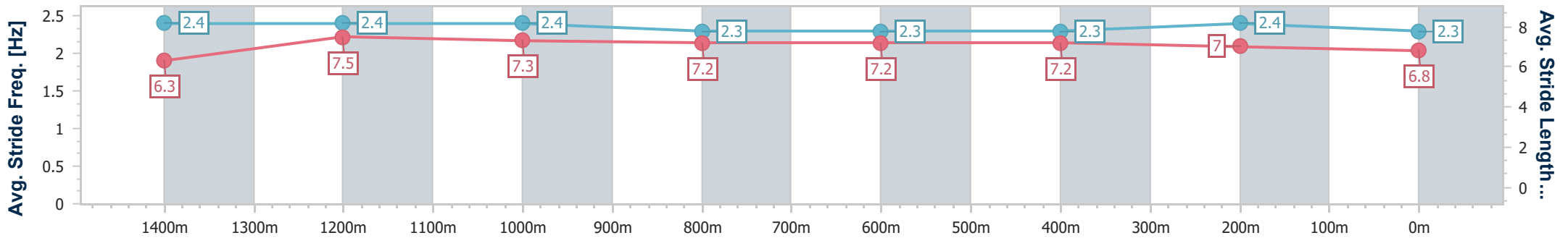
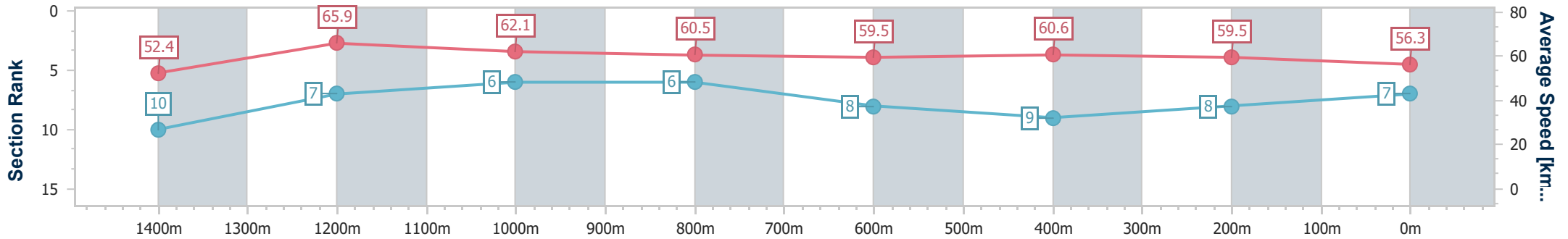
Rockhampton QLD Professional
 Race 6: Rockhampton Engineering and Maintenance Services
 RATINGS BAND 0 - 55 Handicap - 1600m



31 May 2024 - 14:41

Track Rating: Soft 5, Weather: Showers, Rail Position: +8m from 950 - 600 +6.5m for the remainder

Section	Overall	1400m	1200m	1000m	800m	600m	400m	200m						
Section Times	1:37.49 [7] (0:13.77)	1:23.72 [10] (0:10.91)	1:12.81 [7] (0:11.61)	1:01.20 [6] (0:11.94)	0:49.26 [6] (0:12.47)	0:36.79 [8] (0:11.92)	0:24.87 [9] (0:12.10)	0:12.77 [8] (0:12.77)						
Average Speed [km/h]	52.4	65.9	62.1	60.5	59.5	60.6	59.5	56.3						
Top Speed [km/h]	65.2	67.6	63.3	61.7	60.3	61.8	61.3	57.6						
Avg. Dist. to Rail [m]	4.2	0.7	0.3	1.0	3.7	4.5	6.5	6.7						
Avg. Stride Freq. [Hz]	2.4	2.4	2.4	2.3	2.3	2.3	2.4	2.3						
Avg. Stride Length [m]	6.3	7.5	7.3	7.2	7.2	7.2	7.0	6.8						



- [] Ranking at each section and finish
- .-.- No data available at this section
- NA No data available



Horse/Jockey Name	Robust Boy
Final Rank	8
Fastest Section Time (Section)	0:11.23 (1400m)
Top Speed [km/h] (Section)	65.3 (1400m)
Race State	Finished



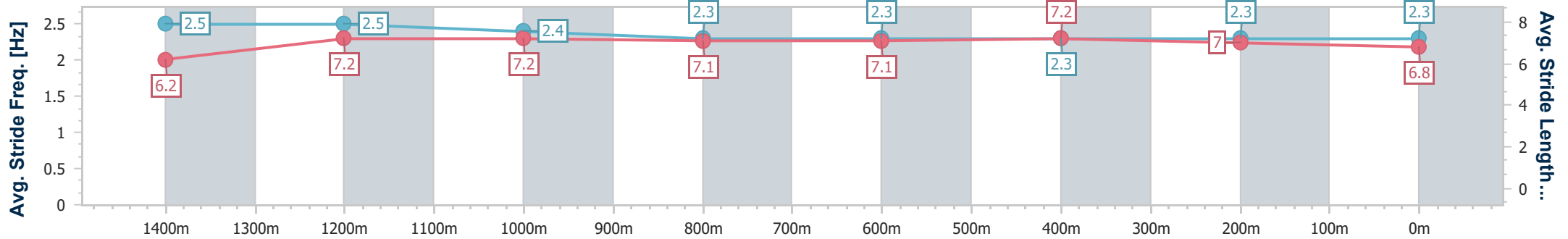
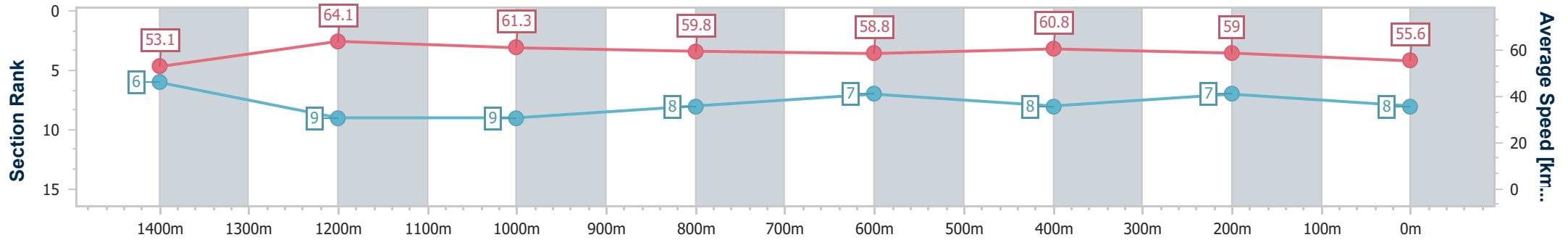
Rockhampton QLD Professional
 Race 6: Rockhampton Engineering and Maintenance Services
 RATINGS BAND 0 - 55 Handicap - 1600m



31 May 2024 - 14:41

Track Rating: Soft 5, Weather: Showers, Rail Position: +8m from 950 - 600 +6.5m for the remainder

Section	Overall	1400m	1200m	1000m	800m	600m	400m	200m						
Section Times	1:37.65 [8] (0:13.56)	1:24.09 [6] (0:11.23)	1:12.86 [9] (0:11.72)	1:01.14 [9] (0:11.92)	0:49.22 [8] (0:12.21)	0:37.01 [7] (0:11.84)	0:25.17 [8] (0:12.21)	0:12.96 [7] (0:12.96)						
Average Speed [km/h]	53.1	64.1	61.3	59.8	58.8	60.8	59.0	55.6						
Top Speed [km/h]	65.2	65.3	63.3	62.2	60.1	61.8	60.6	57.8						
Avg. Dist. to Rail [m]	0.8	0.8	1.7	1.9	0.7	0.3	0.8	1.5						
Avg. Stride Freq. [Hz]	2.5	2.5	2.4	2.3	2.3	2.3	2.3	2.3						
Avg. Stride Length [m]	6.2	7.2	7.2	7.1	7.1	7.2	7.0	6.8						



- [] Ranking at each section and finish
- .-.- No data available at this section
- NA No data available



Horse/Jockey Name	Kellers Shelter
Final Rank	9
Fastest Section Time (Section)	0:11.22 (1400m)
Top Speed [km/h] (Section)	64.5 (1400m)
Race State	Finished



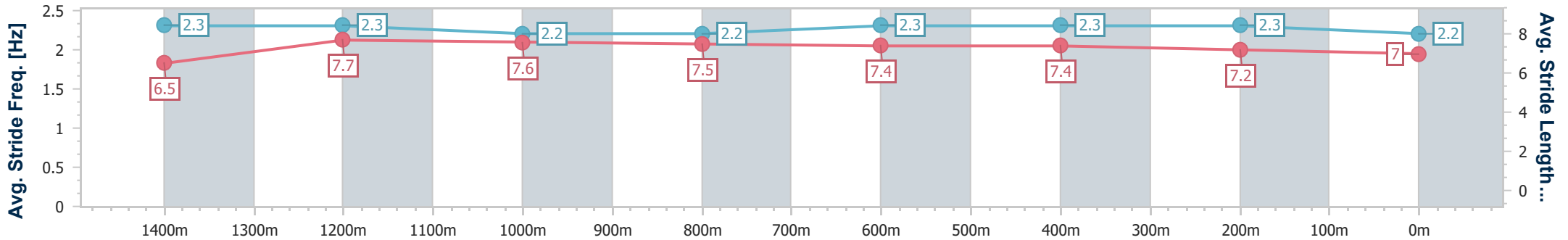
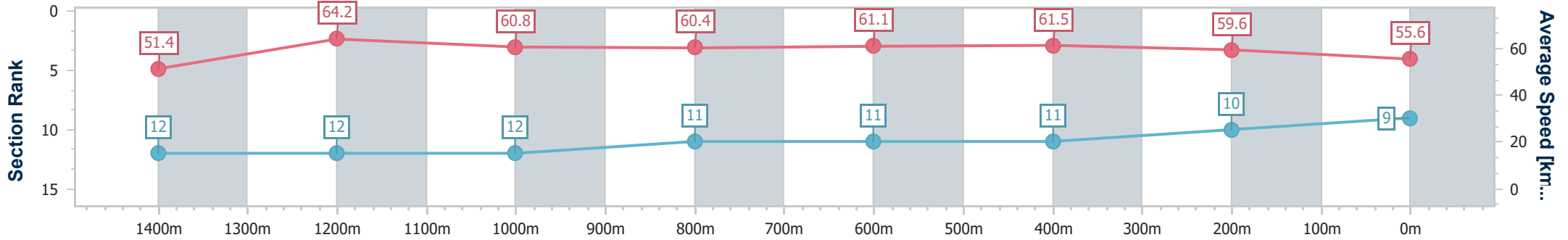
Rockhampton QLD Professional
 Race 6: Rockhampton Engineering and Maintenance Services
 RATINGS BAND 0 - 55 Handicap - 1600m



31 May 2024 - 14:41

Track Rating: Soft 5, Weather: Showers, Rail Position: +8m from 950 - 600 +6.5m for the remainder

Section	Overall	1400m	1200m	1000m	800m	600m	400m	200m
Section Times	1:37.74 [9] (0:14.01)	1:23.73 [12] (0:11.22)	1:12.51 [12] (0:11.86)	1:00.65 [12] (0:11.93)	0:48.72 [11] (0:11.97)	0:36.75 [11] (0:11.73)	0:25.02 [11] (0:12.08)	0:12.94 [10] (0:12.94)
Average Speed [km/h]	51.4	64.2	60.8	60.4	61.1	61.5	59.6	55.6
Top Speed [km/h]	64.0	64.5	63.6	61.8	62.0	62.2	61.9	57.8
Avg. Dist. to Rail [m]	5.3	1.2	0.5	0.7	2.0	6.3	9.0	8.8
Avg. Stride Freq. [Hz]	2.3	2.3	2.2	2.2	2.3	2.3	2.3	2.2
Avg. Stride Length [m]	6.5	7.7	7.6	7.5	7.4	7.4	7.2	7.0



- [] Ranking at each section and finish
- .-.- No data available at this section
- NA No data available



Horse/Jockey Name	Bankonajet
Final Rank	10
Fastest Section Time (Section)	0:11.12 (1400m)
Top Speed [km/h] (Section)	65.4 (Overall)
Race State	Finished



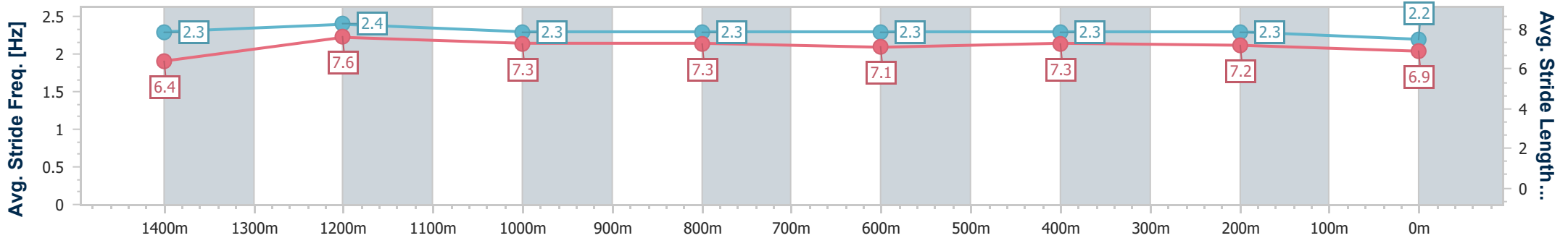
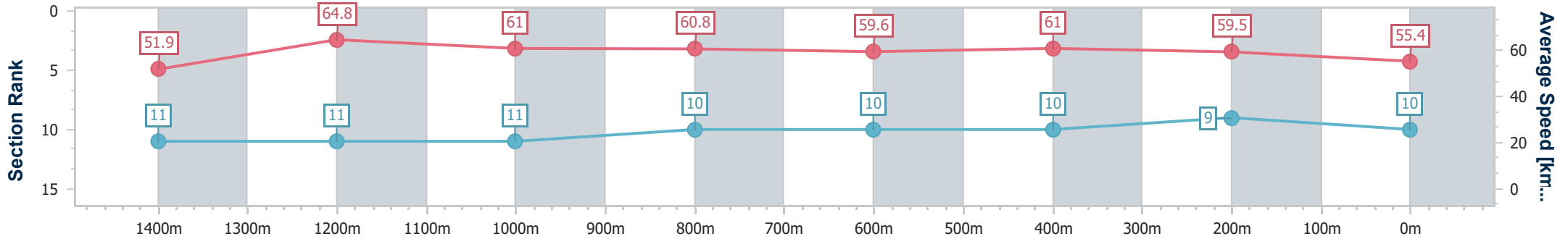
Rockhampton QLD Professional
 Race 6: Rockhampton Engineering and Maintenance Services
 RATINGS BAND 0 - 55 Handicap - 1600m



31 May 2024 - 14:41

Track Rating: Soft 5, Weather: Showers, Rail Position: +8m from
 950 - 600 +6.5m for the remainder

Section	Overall	1400m	1200m	1000m	800m	600m	400m	200m						
Section Times	1:37.76 [10] (0:13.90)	1:23.86 [11] (0:11.12)	1:12.74 [11] (0:11.78)	1:00.96 [11] (0:11.76)	0:49.20 [10] (0:12.29)	0:36.91 [10] (0:11.84)	0:25.07 [10] (0:12.10)	0:12.97 [9] (0:12.97)						
Average Speed [km/h]	51.9	64.8	61.0	60.8	59.6	61.0	59.5	55.4						
Top Speed [km/h]	65.4	65.3	63.0	61.7	60.9	61.8	61.1	57.5						
Avg. Dist. to Rail [m]	2.1	1.2	1.6	1.4	2.3	4.5	5.3	5.9						
Avg. Stride Freq. [Hz]	2.3	2.4	2.3	2.3	2.3	2.3	2.3	2.2						
Avg. Stride Length [m]	6.4	7.6	7.3	7.3	7.1	7.3	7.2	6.9						



- [] Ranking at each section and finish
- .-.- No data available at this section
- NA No data available



Horse/Jockey Name	Mont Royal
Final Rank	11
Fastest Section Time (Section)	0:11.22 (1400m)
Top Speed [km/h] (Section)	66.4 (1400m)
Race State	Finished



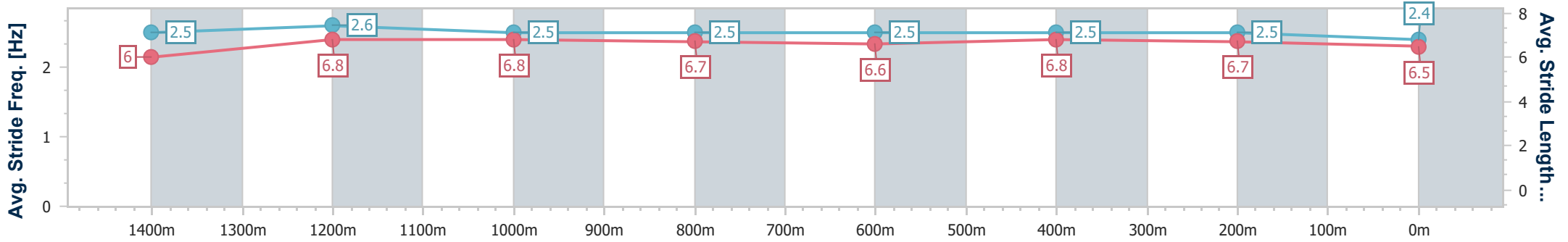
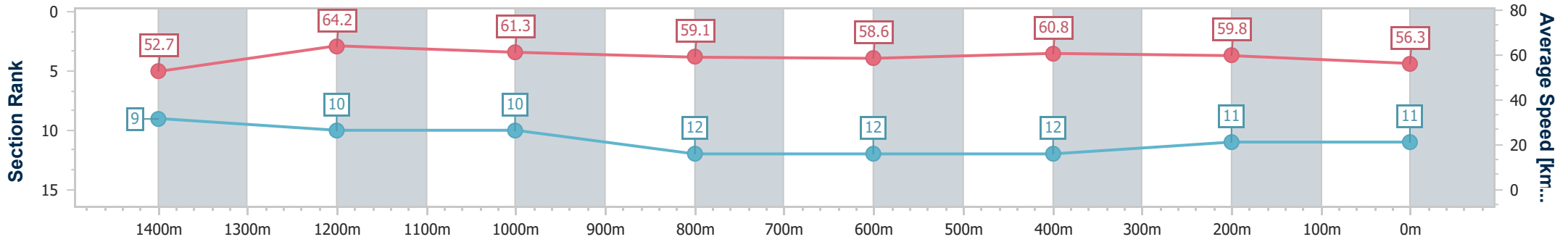
Rockhampton QLD Professional
 Race 6: Rockhampton Engineering and Maintenance Services
 RATINGS BAND 0 - 55 Handicap - 1600m



31 May 2024 - 14:41

Track Rating: Soft 5, Weather: Showers, Rail Position: +8m from 950 - 600 +6.5m for the remainder

Section	Overall	1400m	1200m	1000m	800m	600m	400m	200m						
Section Times	1:38.27 [11] (0:13.68)	1:24.59 [9] (0:11.22)	1:13.37 [10] (0:11.77)	1:01.60 [10] (0:12.36)	0:49.24 [12] (0:12.58)	0:36.66 [12] (0:11.82)	0:24.84 [12] (0:12.05)	0:12.79 [11] (0:12.79)						
Average Speed [km/h]	52.7	64.2	61.3	59.1	58.6	60.8	59.8	56.3						
Top Speed [km/h]	65.3	66.4	63.0	60.0	59.2	61.9	61.9	59.1						
Avg. Dist. to Rail [m]	8.1	3.2	2.3	2.0	2.9	0.2	2.5	4.1						
Avg. Stride Freq. [Hz]	2.5	2.6	2.5	2.5	2.5	2.5	2.5	2.4						
Avg. Stride Length [m]	6.0	6.8	6.8	6.7	6.6	6.8	6.7	6.5						



- [] Ranking at each section and finish
- .-.- No data available at this section
- NA No data available



Horse/Jockey Name	Silent Angel
Final Rank	12
Fastest Section Time (Section)	0:11.09 (1400m)
Top Speed [km/h] (Section)	65.6 (1400m)
Race State	Finished



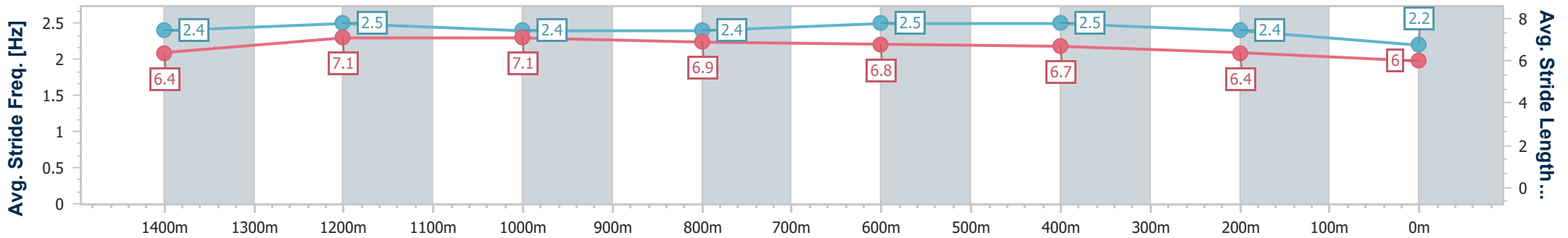
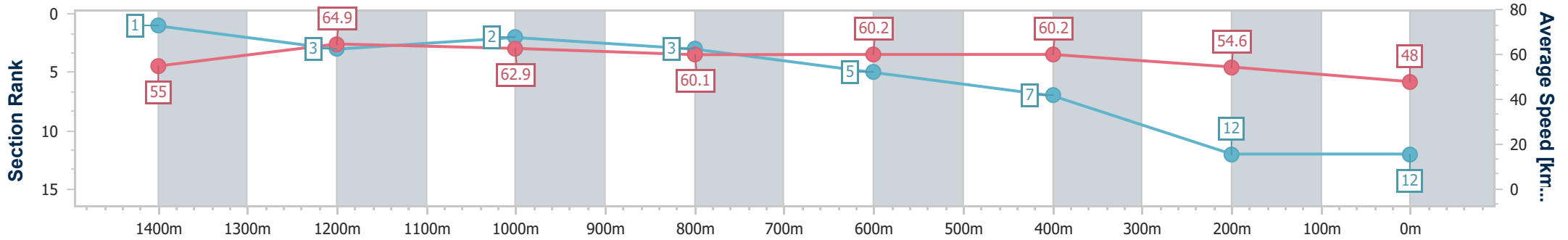
Rockhampton QLD Professional
 Race 6: Rockhampton Engineering and Maintenance Services
 RATINGS BAND 0 - 55 Handicap - 1600m



31 May 2024 - 14:41

Track Rating: Soft 5, Weather: Showers, Rail Position: +8m from 950 - 600 +6.5m for the remainder

Section	Overall	1400m	1200m	1000m	800m	600m	400m	200m						
Section Times	1:40.58 [12] (0:13.09)	1:27.49 [1] (0:11.09)	1:16.40 [3] (0:11.44)	1:04.96 [2] (0:12.18)	0:52.78 [3] (0:12.59)	0:40.19 [5] (0:12.00)	0:28.19 [7] (0:13.17)	0:15.02 [12] (0:15.02)						
Average Speed [km/h]	55.0	64.9	62.9	60.1	60.2	60.2	54.6	48.0						
Top Speed [km/h]	65.3	65.6	64.3	60.9	61.0	62.7	57.6	51.3						
Avg. Dist. to Rail [m]	3.3	0.5	1.0	2.6	6.7	6.2	8.6	7.3						
Avg. Stride Freq. [Hz]	2.4	2.5	2.4	2.4	2.5	2.5	2.4	2.2						
Avg. Stride Length [m]	6.4	7.1	7.1	6.9	6.8	6.7	6.4	6.0						



- [] Ranking at each section and finish
- .-.- No data available at this section
- NA No data available