

# Ipswich QLD Professional

## Race 7: TAB RATINGS BAND 0 - 62 Handicap - 1700m

30 May 2024 - 15:27

Track Rating: Soft 7, Weather: Overcast, Rail Position: +9m Entire

Section														
Field Times														
	Overall	1600m	1400m	1200m	1000m	800m	600m	Last 600m						
	1:47.05 (0:08.53)	1:38.52 (0:12.03)	1:26.49 (0:12.27)	1:14.22 (0:12.37)	1:01.85 (0:12.15)	0:49.70 (0:12.01)	0:37.69 (0:12.05)	0:37.69						
Rank	TAB	Horse/Jockey	Barrier	Top Speed [km/h]	Fastest Section								Distance Travelled [m]	
1	12	ALPHA JANE Tahlia Fenlon	2	61.3 1600m	0:08.53 Overall	1:47.05 [1] (0:08.53)	1:38.52 [1] (0:12.03)	1:26.49 [1] (0:12.51)	1:13.98 [2] (0:12.51)	1:01.47 [3] (0:12.78)	0:48.69 [3] (0:12.36)	0:36.33 [2] (0:12.21)	0:36.33	
2	14	DEAL AN ACE Nikita Beriman	6	61.0 1600m	0:09.05 Overall	1:47.21 [2] (0:09.05)	1:38.16 [6] (0:11.82)	1:26.34 [3] (0:12.21)	1:14.13 [3] (0:12.12)	1:02.01 [1] (0:12.15)	0:49.86 [1] (0:12.01)	0:37.85 [1] (0:12.05)	0:37.85	+5
3	2	SAVILEO Jake Bayliss	15	64.5 Overall	0:08.98 Overall	1:47.34 [3] (0:08.98)	1:38.36 [4] (0:12.09)	1:26.27 [6] (0:12.72)	1:13.55 [7] (0:12.50)	1:01.05 [7] (0:12.68)	0:48.37 [5] (0:12.37)	0:36.00 [5] (0:12.08)	0:36.00	+1
4	1	KNEZE Paul Hamblin	1	62.2 400m	0:08.92 Overall	1:47.42 [4] (0:08.92)	1:38.50 [3] (0:12.01)	1:26.49 [5] (0:12.60)	1:13.89 [5] (0:12.56)	1:01.33 [5] (0:12.94)	0:48.39 [6] (0:12.38)	0:36.01 [6] (0:12.18)	0:36.01	-6
5	6	THE GOLDEN SOUL Jai Williams	10	66.8 1400m	0:09.07 Overall	1:47.51 [5] (0:09.07)	1:38.44 [7] (0:11.86)	1:26.58 [4] (0:11.90)	1:14.68 [1] (0:12.66)	1:02.02 [2] (0:12.85)	0:49.17 [2] (0:12.40)	0:36.77 [3] (0:12.26)	0:36.77	-1
6	8	DARK THINKER Jag Guthmann-Chester	5	61.4 1600m	0:08.62 Overall	1:47.64 [6] (0:08.62)	1:39.02 [2] (0:12.01)	1:27.01 [2] (0:12.54)	1:14.47 [4] (0:12.60)	1:01.87 [4] (0:12.87)	0:49.00 [4] (0:12.36)	0:36.64 [4] (0:12.22)	0:36.64	+4
7	5	INTENTIONAL LASS James Orman	14	61.4 400m	0:09.10 Overall	1:47.68 [7] (0:09.10)	1:38.58 [8] (0:12.20)	1:26.38 [7] (0:12.76)	1:13.62 [8] (0:12.53)	1:01.09 [9] (0:12.61)	0:48.48 [8] (0:12.22)	0:36.26 [7] (0:12.18)	0:36.26	+7
8	7	VANCITY Jason Taylor	3	62.2 1400m	0:09.20 Overall	1:48.19 [8] (0:09.20)	1:38.99 [9] (0:12.13)	1:26.86 [8] (0:12.44)	1:14.42 [6] (0:12.51)	1:01.91 [6] (0:12.85)	0:49.06 [7] (0:12.47)	0:36.59 [8] (0:12.15)	0:36.59	+1
9	15	SAYS WHO Bailey Wheeler	12	62.0 400m	0:09.01 Overall	1:49.31 [9] (0:09.01)	1:40.30 [5] (0:12.51)	1:27.79 [10] (0:12.93)	1:14.86 [10] (0:12.85)	1:02.01 [10] (0:13.08)	0:48.93 [10] (0:12.69)	0:36.24 [10] (0:12.37)	0:36.24	+2
10	4	SHOPPING WISE Sean Cormack	4	64.7 1600m	0:09.27 Overall	1:49.73 [10] (0:09.27)	1:40.46 [10] (0:12.08)	1:28.38 [9] (0:12.75)	1:15.63 [9] (0:12.49)	1:03.14 [8] (0:12.77)	0:50.37 [9] (0:12.27)	0:38.10 [9] (0:12.11)	0:38.10	+4

Scratched: Matsuyama (#13), Osaka Miss (#9), Diablo Bolt (#3), Torque Leica Star (#10), Miss Brittany (#11)

Track Rating: Soft 7, Weather: Overcast, Rail Position: +9m Entire

Section				400m	200m			Last 600m			
Field Times				0:25.64 (0:12.62)	0:13.02 (0:13.02)			0:37.69			
Rank	TAB	Horse/Jockey	Barrier	Top Speed [km/h]	Fastest Section	Margin				Distance Travelled [m]	
1	12	<b>ALPHA JANE</b> Tahlia Fenlon	2	61.3 1600m	0:08.53 Overall	0:24.12 [2] (0:11.92)	0:12.20 [2] (0:12.20)	1:47.05		0:36.33	
2	14	<b>DEAL AN ACE</b> Nikita Beriman	6	61.0 1600m	0:09.05 Overall	0:25.80 [1] (0:12.62)	0:13.18 [1] (0:13.18)	0.91L		0:37.85	+5
3	2	<b>SAVILEO</b> Jake Bayliss	15	64.5 Overall	0:08.98 Overall	0:23.92 [5] (0:11.86)	0:12.06 [5] (0:12.06)	1.66L		0:36.00	+1
4	1	<b>KNEZE</b> Paul Hamblin	1	62.2 400m	0:08.92 Overall	0:23.83 [6] (0:11.73)	0:12.10 [6] (0:12.10)	2.16L		0:36.01	-6
5	6	<b>THE GOLDEN SOUL</b> Jai Williams	10	66.8 1400m	0:09.07 Overall	0:24.51 [3] (0:12.05)	0:12.46 [3] (0:12.46)	2.7L		0:36.77	-1
6	8	<b>DARK THINKER</b> Jag Guthmann-Chester	5	61.4 1600m	0:08.62 Overall	0:24.42 [4] (0:12.02)	0:12.40 [4] (0:12.40)	3.42L		0:36.64	+4
7	5	<b>INTENTIONAL LASS</b> James Orman	14	61.4 400m	0:09.10 Overall	0:24.08 [7] (0:12.03)	0:12.05 [7] (0:12.05)	3.69L		0:36.26	+7
8	7	<b>VANCITY</b> Jason Taylor	3	62.2 1400m	0:09.20 Overall	0:24.44 [9] (0:12.05)	0:12.39 [8] (0:12.39)	6.71L		0:36.59	+1
9	15	<b>SAYS WHO</b> Bailey Wheeler	12	62.0 400m	0:09.01 Overall	0:23.87 [10] (0:11.83)	0:12.04 [10] (0:12.04)	13.3L		0:36.24	+2
10	4	<b>SHOPPING WISE</b> Sean Cormack	4	64.7 1600m	0:09.27 Overall	0:25.99 [8] (0:12.15)	0:13.84 [9] (0:13.84)	15.73L		0:38.10	+4

Scratched: Matsuyama (#13), Osaka Miss (#9), Diablo Bolt (#3), Torque Leica Star (#10), Miss Brittany (#11)



Horse/Jockey Name	Alpha Jane
Final Rank	1
Fastest Section Time (Section)	0:08.53 (Overall)
Top Speed [km/h] (Section)	61.3 (1600m)
Race State	Finished



### Ipswich QLD Professional

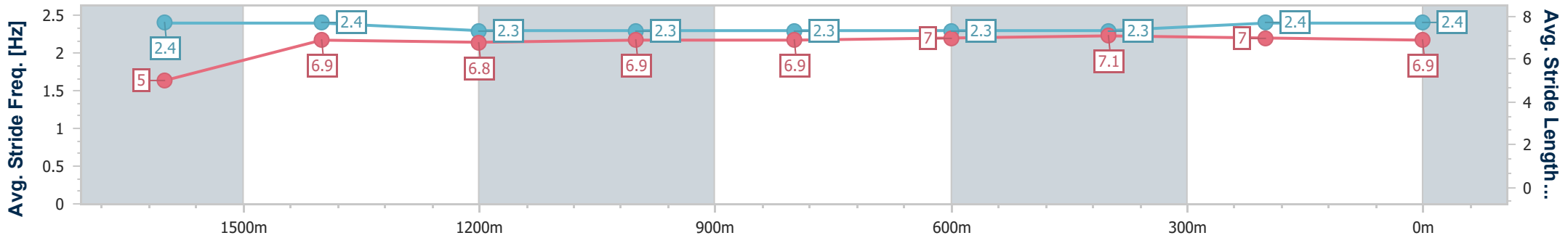
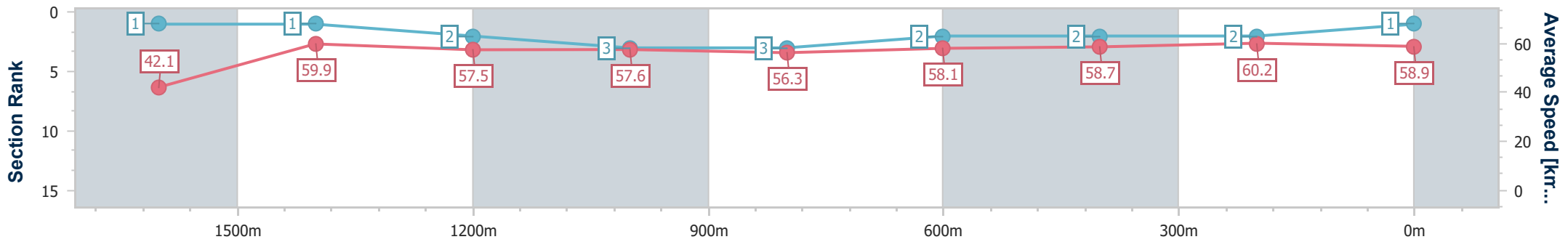
Race 7: TAB RATINGS BAND 0 - 62 Handicap - 1700m

30 May 2024 - 15:27



Track Rating: Soft 7, Weather: Overcast, Rail Position: +9m Entire

Section	Overall	1600m	1400m	1200m	1000m	800m	600m	400m	200m
Section Times	1:47.05 [1] (0:08.53)	1:38.52 [1] (0:12.03)	1:26.49 [1] (0:12.51)	1:13.98 [2] (0:12.51)	1:01.47 [3] (0:12.78)	0:48.69 [3] (0:12.36)	0:36.33 [2] (0:12.21)	0:24.12 [2] (0:11.92)	0:12.20 [2] (0:12.20)
Average Speed [km/h]	42.1	59.9	57.5	57.6	56.3	58.1	58.7	60.2	58.9
Top Speed [km/h]	60.4	61.3	58.3	59.0	56.7	59.1	59.9	60.8	61.2
Avg. Dist. to Rail [m]	5.0	0.7	0.2	0.4	0.4	0.7	0.8	0.6	0.4
Avg. Stride Freq. [Hz]	2.4	2.4	2.3	2.3	2.3	2.3	2.3	2.4	2.4
Avg. Stride Length [m]	5.0	6.9	6.8	6.9	6.9	7.0	7.1	7.0	6.9



- [ ] Ranking at each section and finish
- .-.- No data available at this section
- NA No data available



Horse/Jockey Name	Deal An Ace
Final Rank	2
Fastest Section Time (Section)	0:09.05 (Overall)
Top Speed [km/h] (Section)	61.0 (1600m)
Race State	Finished



### Ipswich QLD Professional

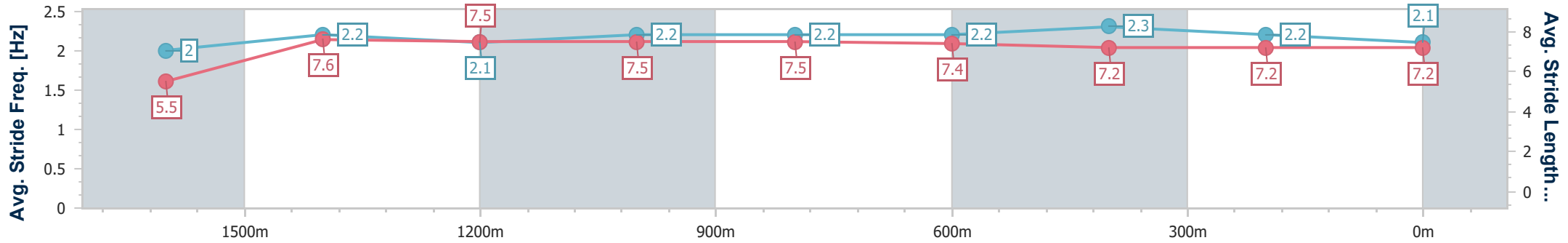
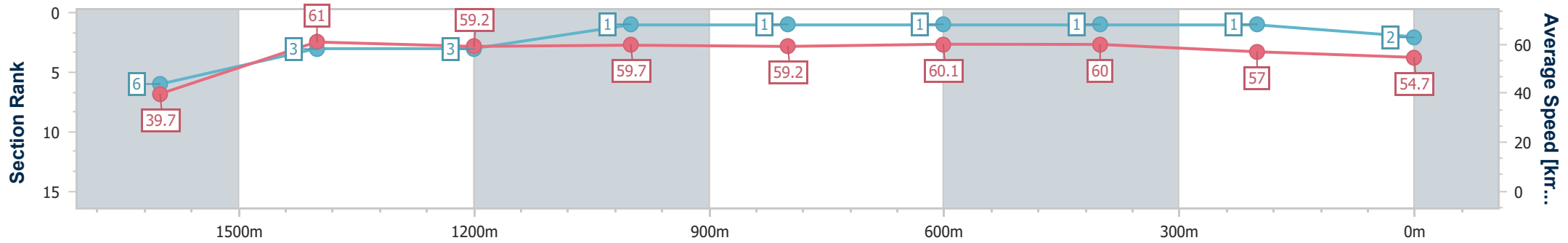
Race 7: TAB RATINGS BAND 0 - 62 Handicap - 1700m

30 May 2024 - 15:27



Track Rating: Soft 7, Weather: Overcast, Rail Position: +9m Entire

Section	Overall	1600m	1400m	1200m	1000m	800m	600m	400m	200m
Section Times	1:47.21 [2] (0:09.05)	1:38.16 [6] (0:11.82)	1:26.34 [3] (0:12.21)	1:14.13 [3] (0:12.12)	1:02.01 [1] (0:12.15)	0:49.86 [1] (0:12.01)	0:37.85 [1] (0:12.05)	0:25.80 [1] (0:12.62)	0:13.18 [1] (0:13.18)
Average Speed [km/h]	39.7	61.0	59.2	59.7	59.2	60.1	60.0	57.0	54.7
Top Speed [km/h]	58.3	61.0	58.6	58.9	58.7	60.1	59.9	57.9	57.1
Avg. Dist. to Rail [m]	5.6	0.3	1.0	1.1	0.7	0.3	0.5	0.8	1.4
Avg. Stride Freq. [Hz]	2.0	2.2	2.1	2.2	2.2	2.2	2.3	2.2	2.1
Avg. Stride Length [m]	5.5	7.6	7.5	7.5	7.5	7.4	7.2	7.2	7.2



- [ ] Ranking at each section and finish
- .-.- No data available at this section
- NA No data available



Horse/Jockey Name	Savileo
Final Rank	3
Fastest Section Time (Section)	0:08.98 (Overall)
Top Speed [km/h] (Section)	64.5 (Overall)
Race State	Finished



### Ipswich QLD Professional

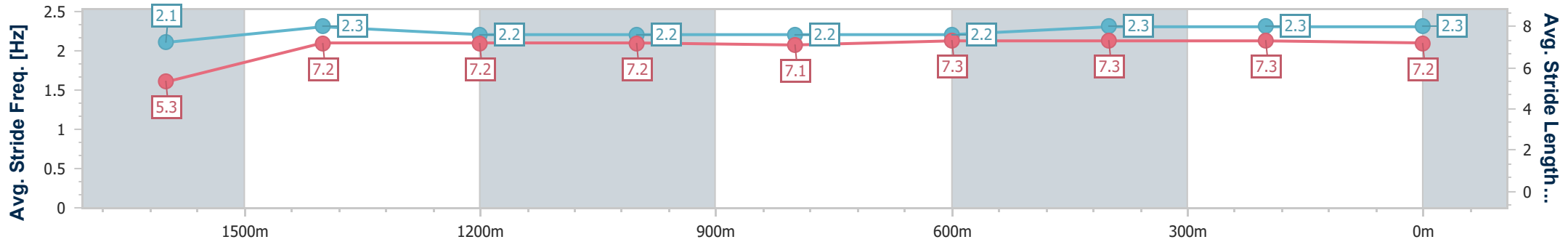
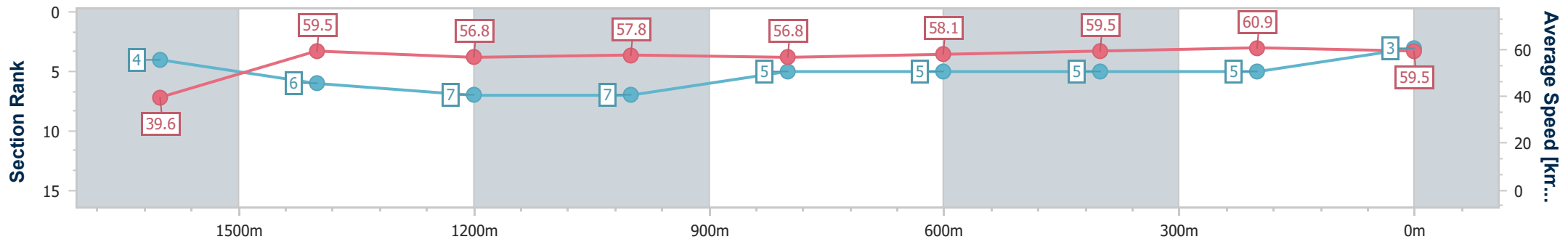
Race 7: TAB RATINGS BAND 0 - 62 Handicap - 1700m

30 May 2024 - 15:27



Track Rating: Soft 7, Weather: Overcast, Rail Position: +9m Entire

Section	Overall	1600m	1400m	1200m	1000m	800m	600m	400m	200m
Section Times	1:47.34 [3] (0:08.98)	1:38.36 [4] (0:12.09)	1:26.27 [6] (0:12.72)	1:13.55 [7] (0:12.50)	1:01.05 [7] (0:12.68)	0:48.37 [5] (0:12.37)	0:36.00 [5] (0:12.08)	0:23.92 [5] (0:11.86)	0:12.06 [5] (0:12.06)
Average Speed [km/h]	39.6	59.5	56.8	57.8	56.8	58.1	59.5	60.9	59.5
Top Speed [km/h]	64.5	61.1	57.7	58.2	57.8	59.7	60.7	61.7	60.5
Avg. Dist. to Rail [m]	8.2	1.3	0.6	0.5	0.2	0.2	0.3	1.2	2.2
Avg. Stride Freq. [Hz]	2.1	2.3	2.2	2.2	2.2	2.2	2.3	2.3	2.3
Avg. Stride Length [m]	5.3	7.2	7.2	7.2	7.1	7.3	7.3	7.3	7.2



- [ ] Ranking at each section and finish
- .-.- No data available at this section
- NA No data available



Horse/Jockey Name	Kneze
Final Rank	4
Fastest Section Time (Section)	0:08.92 (Overall)
Top Speed [km/h] (Section)	62.2 (400m)
Race State	Finished



### Ipswich QLD Professional

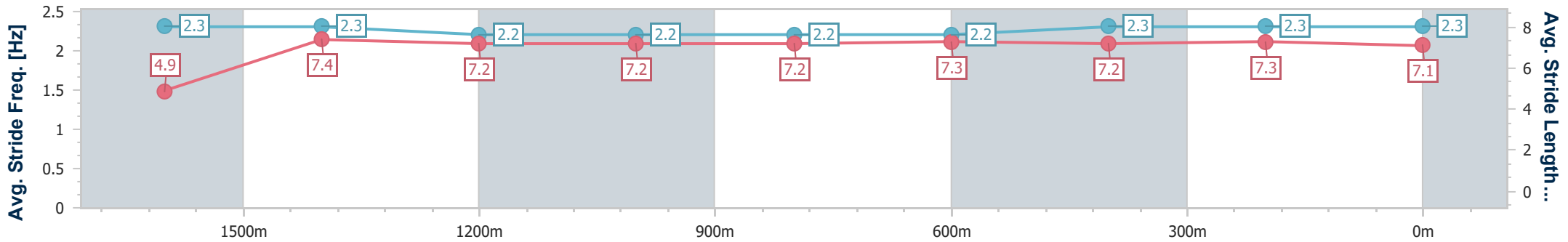
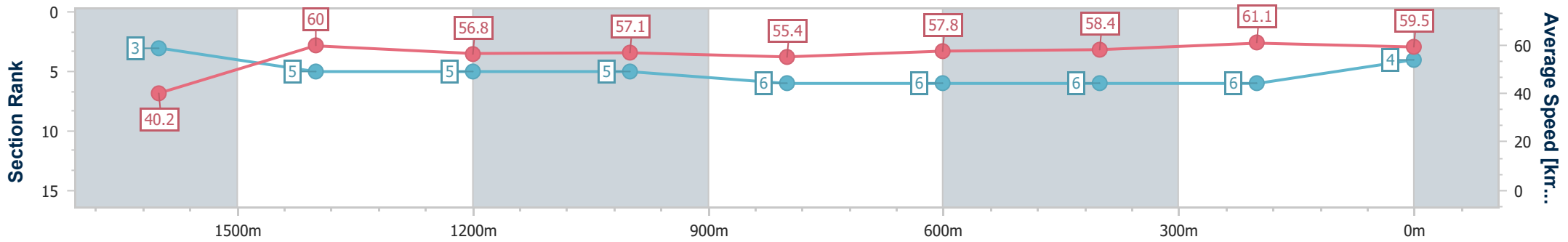
Race 7: TAB RATINGS BAND 0 - 62 Handicap - 1700m

30 May 2024 - 15:27



Track Rating: Soft 7, Weather: Overcast, Rail Position: +9m Entire

Section	Overall	1600m	1400m	1200m	1000m	800m	600m	400m	200m
Section Times	1:47.42 [4] (0:08.92)	1:38.50 [3] (0:12.01)	1:26.49 [5] (0:12.60)	1:13.89 [5] (0:12.56)	1:01.33 [5] (0:12.94)	0:48.39 [6] (0:12.38)	0:36.01 [6] (0:12.18)	0:23.83 [6] (0:11.73)	0:12.10 [6] (0:12.10)
Average Speed [km/h]	40.2	60.0	56.8	57.1	55.4	57.8	58.4	61.1	59.5
Top Speed [km/h]	60.3	61.2	58.3	58.7	56.3	59.5	59.7	62.2	61.1
Avg. Dist. to Rail [m]	1.2	1.0	1.1	1.1	1.3	1.9	2.0	1.7	1.1
Avg. Stride Freq. [Hz]	2.3	2.3	2.2	2.2	2.2	2.2	2.3	2.3	2.3
Avg. Stride Length [m]	4.9	7.4	7.2	7.2	7.2	7.3	7.2	7.3	7.1



- [ ] Ranking at each section and finish
- .-.- No data available at this section
- NA No data available



Horse/Jockey Name	The Golden Soul
Final Rank	5
Fastest Section Time (Section)	0:09.07 (Overall)
Top Speed [km/h] (Section)	66.8 (1400m)
Race State	Finished



### Ipswich QLD Professional

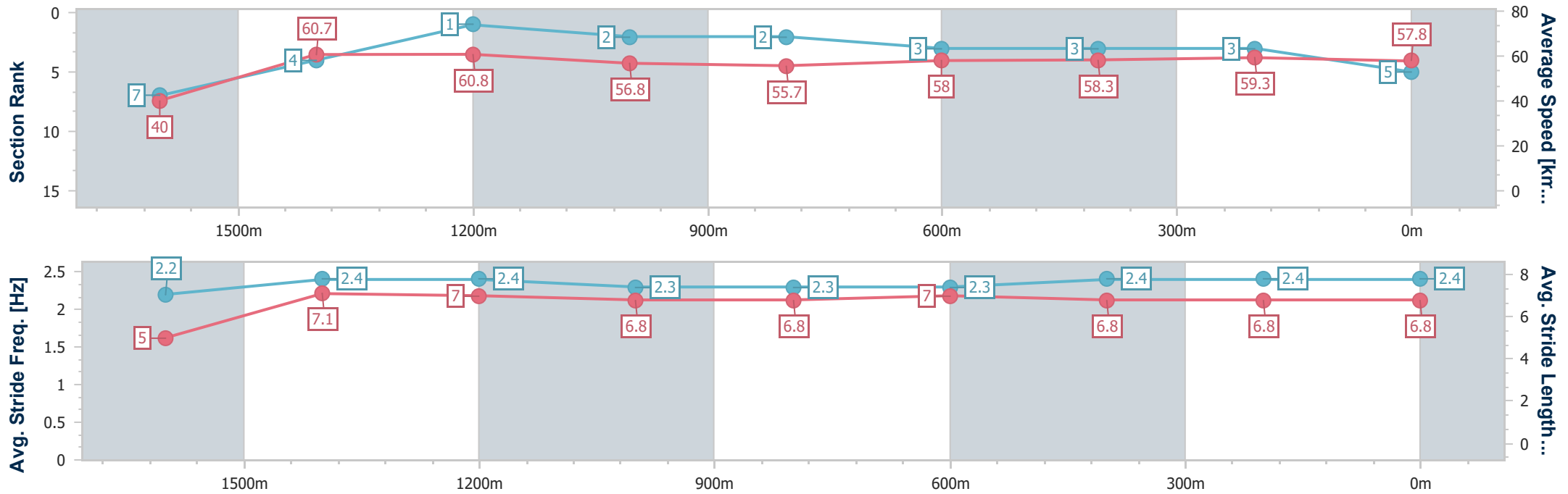
Race 7: TAB RATINGS BAND 0 - 62 Handicap - 1700m

30 May 2024 - 15:27



Track Rating: Soft 7, Weather: Overcast, Rail Position: +9m Entire

Section	Overall	1600m	1400m	1200m	1000m	800m	600m	400m	200m
Section Times	1:47.51 [5] (0:09.07)	1:38.44 [7] (0:11.86)	1:26.58 [4] (0:11.90)	1:14.68 [1] (0:12.66)	1:02.02 [2] (0:12.85)	0:49.17 [2] (0:12.40)	0:36.77 [3] (0:12.26)	0:24.51 [3] (0:12.05)	0:12.46 [3] (0:12.46)
Average Speed [km/h]	40.0	60.7	60.8	56.8	55.7	58.0	58.3	59.3	57.8
Top Speed [km/h]	61.2	62.8	66.8	58.5	57.0	58.5	59.0	60.3	59.7
Avg. Dist. to Rail [m]	8.0	2.5	0.9	0.5	0.7	1.1	1.5	1.7	2.2
Avg. Stride Freq. [Hz]	2.2	2.4	2.4	2.3	2.3	2.3	2.4	2.4	2.4
Avg. Stride Length [m]	5.0	7.1	7.0	6.8	6.8	7.0	6.8	6.8	6.8



- [ ] Ranking at each section and finish
- .-.- No data available at this section
- NA No data available



Horse/Jockey Name	Dark Thinker
Final Rank	6
Fastest Section Time (Section)	0:08.62 (Overall)
Top Speed [km/h] (Section)	61.4 (1600m)
Race State	Finished



### Ipswich QLD Professional

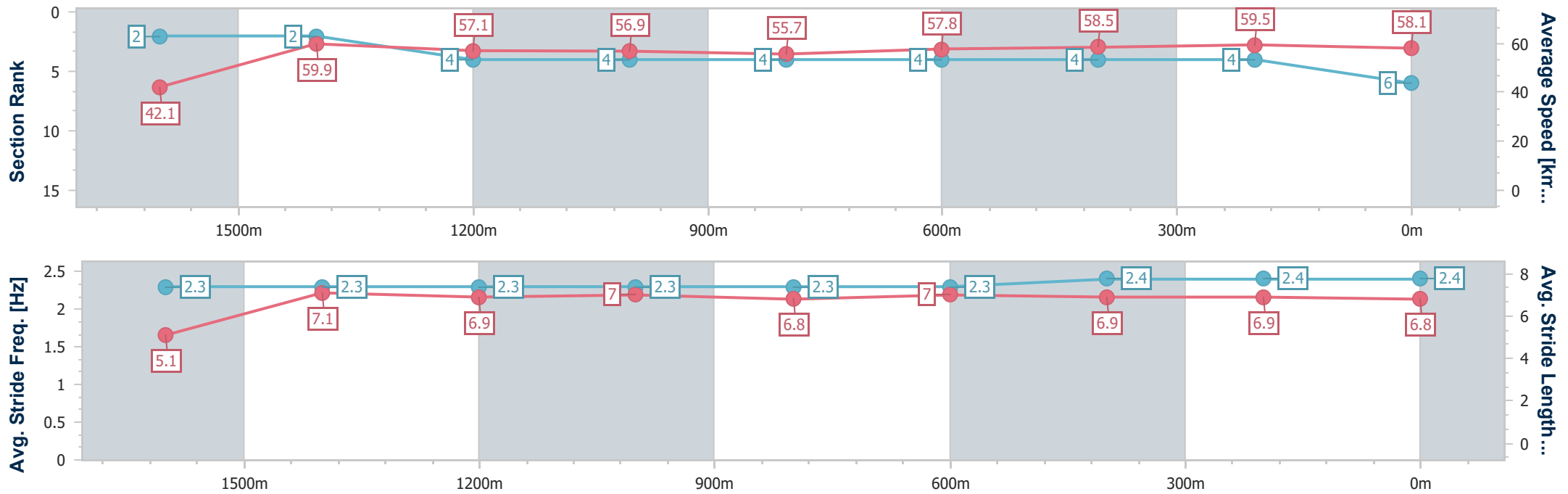
Race 7: TAB RATINGS BAND 0 - 62 Handicap - 1700m

30 May 2024 - 15:27



Track Rating: Soft 7, Weather: Overcast, Rail Position: +9m Entire

Section	Overall	1600m	1400m	1200m	1000m	800m	600m	400m	200m
Section Times	1:47.64 [6] (0:08.62)	1:39.02 [2] (0:12.01)	1:27.01 [2] (0:12.54)	1:14.47 [4] (0:12.60)	1:01.87 [4] (0:12.87)	0:49.00 [4] (0:12.36)	0:36.64 [4] (0:12.22)	0:24.42 [4] (0:12.02)	0:12.40 [4] (0:12.40)
Average Speed [km/h]	42.1	59.9	57.1	56.9	55.7	57.8	58.5	59.5	58.1
Top Speed [km/h]	60.2	61.4	58.1	58.1	56.3	59.7	59.8	60.4	59.9
Avg. Dist. to Rail [m]	4.4	0.9	1.0	1.5	1.9	1.9	1.4	0.9	0.6
Avg. Stride Freq. [Hz]	2.3	2.3	2.3	2.3	2.3	2.3	2.4	2.4	2.4
Avg. Stride Length [m]	5.1	7.1	6.9	7.0	6.8	7.0	6.9	6.9	6.8



- [ ] Ranking at each section and finish
- .-.- No data available at this section
- NA No data available





Horse/Jockey Name	Intentional Lass
Final Rank	7
Fastest Section Time (Section)	0:09.10 (Overall)
Top Speed [km/h] (Section)	61.4 (400m)
Race State	Finished



### Ipswich QLD Professional

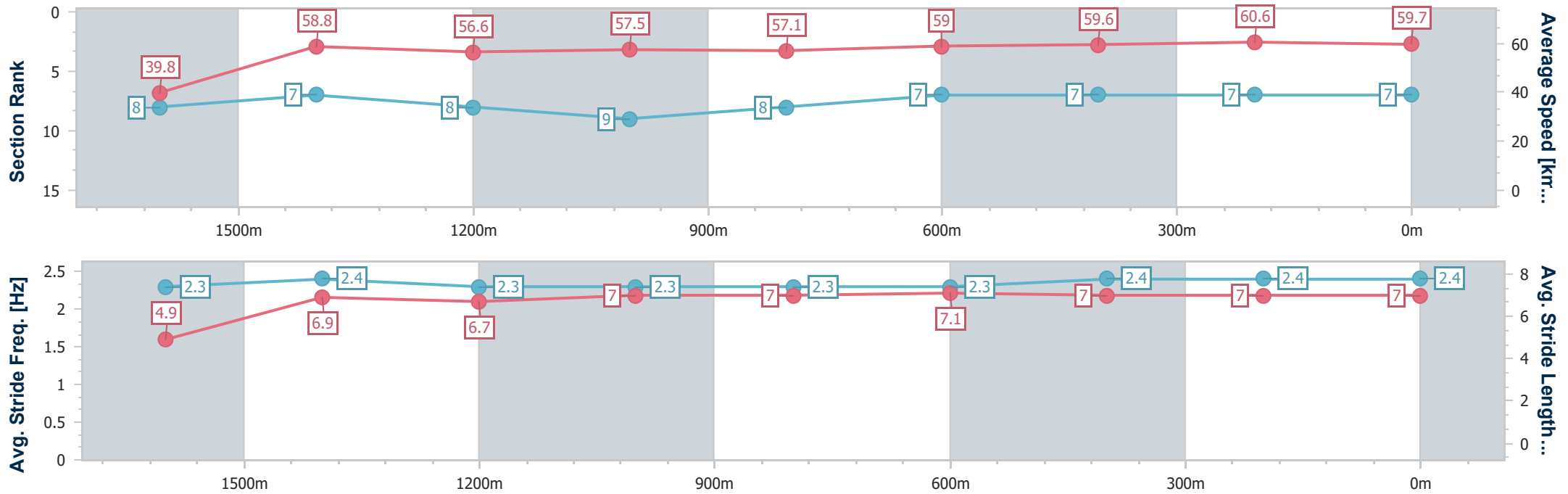
Race 7: TAB RATINGS BAND 0 - 62 Handicap - 1700m

30 May 2024 - 15:27



Track Rating: Soft 7, Weather: Overcast, Rail Position: +9m Entire

Section	Overall	1600m	1400m	1200m	1000m	800m	600m	400m	200m
Section Times	1:47.68 [7] (0:09.10)	1:38.58 [8] (0:12.20)	1:26.38 [7] (0:12.76)	1:13.62 [8] (0:12.53)	1:01.09 [9] (0:12.61)	0:48.48 [8] (0:12.22)	0:36.26 [7] (0:12.18)	0:24.08 [7] (0:12.03)	0:12.05 [7] (0:12.05)
Average Speed [km/h]	39.8	58.8	56.6	57.5	57.1	59.0	59.6	60.6	59.7
Top Speed [km/h]	58.1	60.8	57.8	58.3	58.3	60.7	60.7	61.4	61.3
Avg. Dist. to Rail [m]	6.4	0.5	0.2	0.5	0.4	0.4	1.4	2.8	2.9
Avg. Stride Freq. [Hz]	2.3	2.4	2.3	2.3	2.3	2.3	2.4	2.4	2.4
Avg. Stride Length [m]	4.9	6.9	6.7	7.0	7.0	7.1	7.0	7.0	7.0



- [ ] Ranking at each section and finish
- .-.- No data available at this section
- NA No data available



Horse/Jockey Name	Vancity
Final Rank	8
Fastest Section Time (Section)	0:09.20 (Overall)
Top Speed [km/h] (Section)	62.2 (1400m)
Race State	Finished



Ipswich QLD Professional

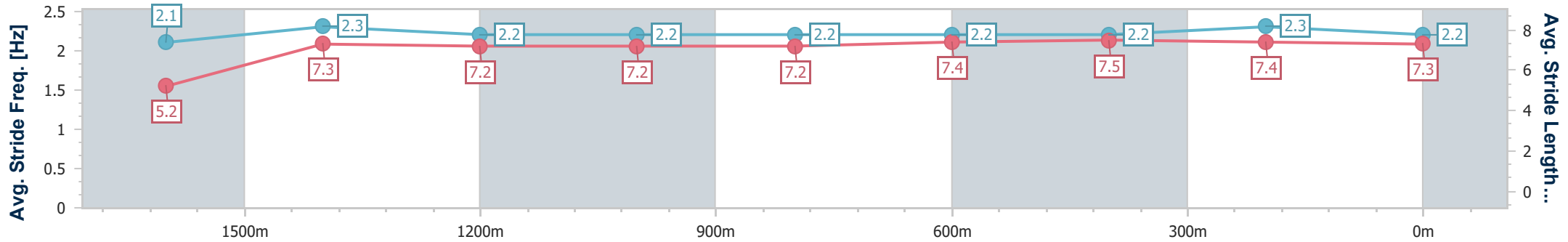
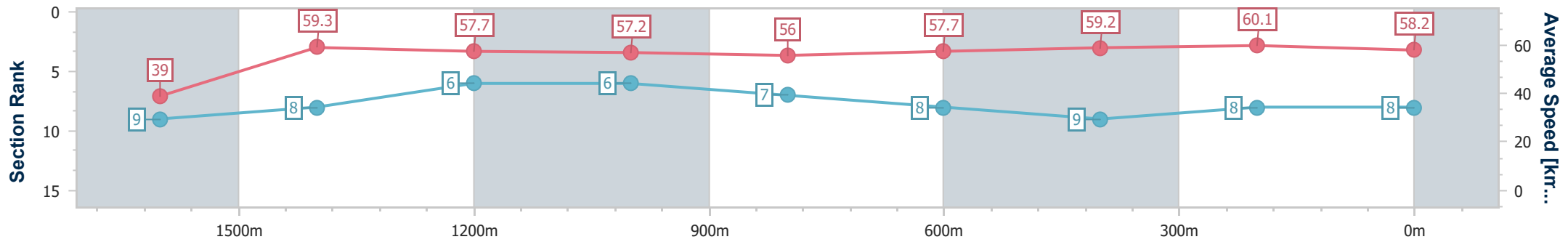
Race 7: TAB RATINGS BAND 0 - 62 Handicap - 1700m

30 May 2024 - 15:27



Track Rating: Soft 7, Weather: Overcast, Rail Position: +9m Entire

Section	Overall	1600m	1400m	1200m	1000m	800m	600m	400m	200m
Section Times	1:48.19 [8] (0:09.20)	1:38.99 [9] (0:12.13)	1:26.86 [8] (0:12.44)	1:14.42 [6] (0:12.51)	1:01.91 [6] (0:12.85)	0:49.06 [7] (0:12.47)	0:36.59 [8] (0:12.15)	0:24.44 [9] (0:12.05)	0:12.39 [8] (0:12.39)
Average Speed [km/h]	39.0	59.3	57.7	57.2	56.0	57.7	59.2	60.1	58.2
Top Speed [km/h]	58.7	60.5	62.2	57.9	57.1	60.2	60.5	60.8	60.2
Avg. Dist. to Rail [m]	2.8	0.6	1.4	0.6	0.7	0.4	0.3	2.3	3.1
Avg. Stride Freq. [Hz]	2.1	2.3	2.2	2.2	2.2	2.2	2.2	2.3	2.2
Avg. Stride Length [m]	5.2	7.3	7.2	7.2	7.2	7.4	7.5	7.4	7.3



- [ ] Ranking at each section and finish
- .-.- No data available at this section
- NA No data available



Horse/Jockey Name	Says Who
Final Rank	9
Fastest Section Time (Section)	0:09.01 (Overall)
Top Speed [km/h] (Section)	62.0 (400m)
Race State	Finished



### Ipswich QLD Professional

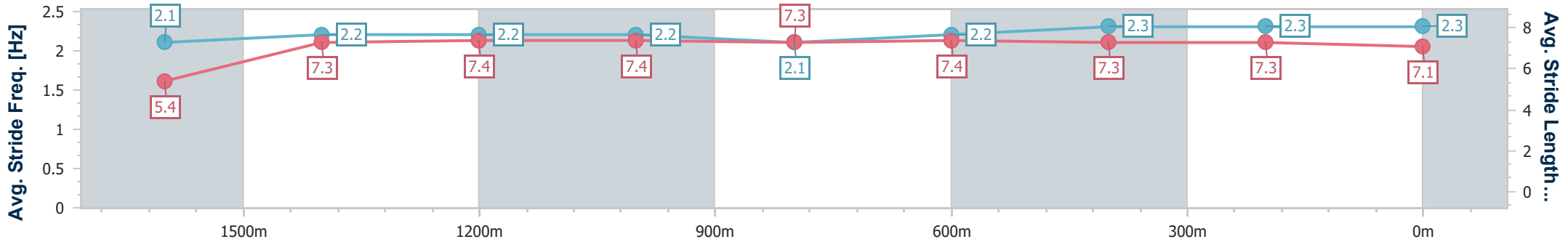
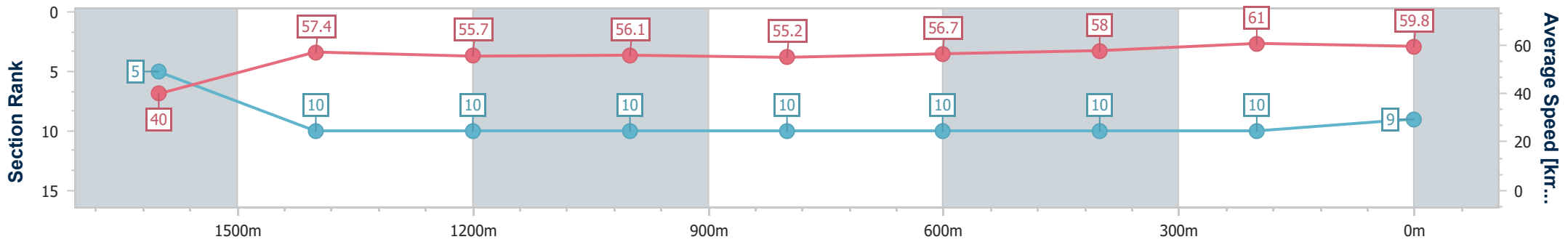
Race 7: TAB RATINGS BAND 0 - 62 Handicap - 1700m

30 May 2024 - 15:27



Track Rating: Soft 7, Weather: Overcast, Rail Position: +9m Entire

Section	Overall	1600m	1400m	1200m	1000m	800m	600m	400m	200m
Section Times	1:49.31 [9] (0:09.01)	1:40.30 [5] (0:12.51)	1:27.79 [10] (0:12.93)	1:14.86 [10] (0:12.85)	1:02.01 [10] (0:13.08)	0:48.93 [10] (0:12.69)	0:36.24 [10] (0:12.37)	0:23.87 [10] (0:11.83)	0:12.04 [10] (0:12.04)
Average Speed [km/h]	40.0	57.4	55.7	56.1	55.2	56.7	58.0	61.0	59.8
Top Speed [km/h]	58.7	60.3	58.0	58.5	57.7	59.7	60.5	62.0	61.0
Avg. Dist. to Rail [m]	1.7	0.3	0.2	0.3	0.3	0.4	0.3	0.6	0.9
Avg. Stride Freq. [Hz]	2.1	2.2	2.2	2.2	2.1	2.2	2.3	2.3	2.3
Avg. Stride Length [m]	5.4	7.3	7.4	7.4	7.3	7.4	7.3	7.3	7.1



- [ ] Ranking at each section and finish
- .-.- No data available at this section
- NA No data available



Horse/Jockey Name	Shopping Wise
Final Rank	10
Fastest Section Time (Section)	0:09.27 (Overall)
Top Speed [km/h] (Section)	64.7 (1600m)
Race State	Finished



### Ipswich QLD Professional

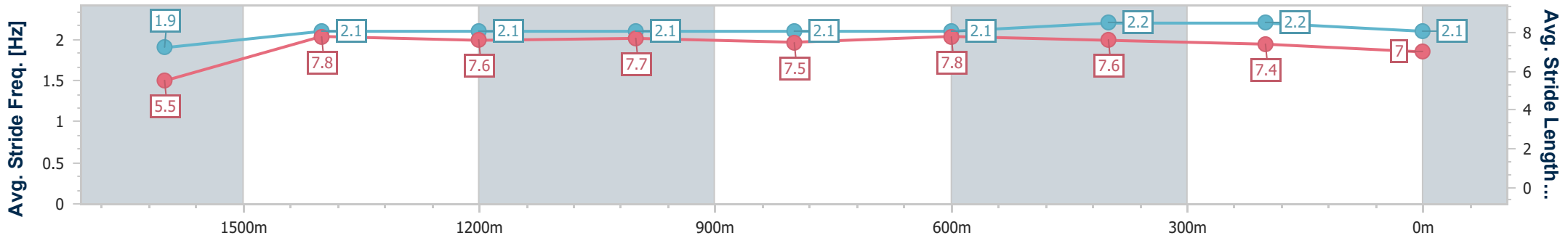
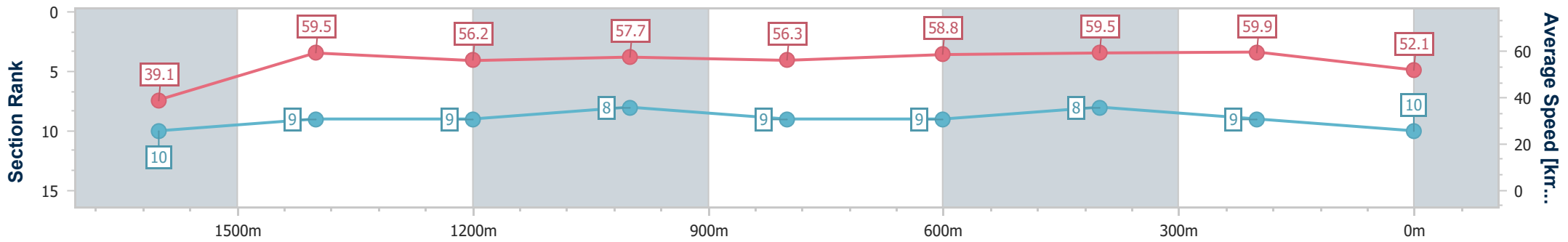
Race 7: TAB RATINGS BAND 0 - 62 Handicap - 1700m

30 May 2024 - 15:27



Track Rating: Soft 7, Weather: Overcast, Rail Position: +9m Entire

Section	Overall	1600m	1400m	1200m	1000m	800m	600m	400m	200m
Section Times	1:49.73 [10] (0:09.27)	1:40.46 [10] (0:12.08)	1:28.38 [9] (0:12.75)	1:15.63 [9] (0:12.49)	1:03.14 [8] (0:12.77)	0:50.37 [9] (0:12.27)	0:38.10 [9] (0:12.11)	0:25.99 [8] (0:12.15)	0:13.84 [9] (0:13.84)
Average Speed [km/h]	39.1	59.5	56.2	57.7	56.3	58.8	59.5	59.9	52.1
Top Speed [km/h]	57.9	64.7	57.3	58.0	58.0	61.4	62.1	61.7	58.6
Avg. Dist. to Rail [m]	3.2	0.8	0.6	0.4	0.4	0.4	0.8	3.6	3.5
Avg. Stride Freq. [Hz]	1.9	2.1	2.1	2.1	2.1	2.1	2.2	2.2	2.1
Avg. Stride Length [m]	5.5	7.8	7.6	7.7	7.5	7.8	7.6	7.4	7.0



- [ ] Ranking at each section and finish
- .-.- No data available at this section
- NA No data available