

Track Rating: Soft 6, Weather: Overcast, Rail Position: +9m Entire

Section														
Field Times	Overall	2000m	1800m	1600m	1400m	1200m	1000m	Last 600m						
	2:21.14 (0:15.64)	2:05.50 (0:12.23)	1:53.27 (0:12.70)	1:40.57 (0:13.05)	1:27.52 (0:13.07)	1:14.45 (0:13.10)	1:01.35 (0:13.21)	0:35.47						
Rank	TAB	Horse/Jockey	Barrier	Top Speed [km/h]	Fastest Section									Distance Travelled [m]
1	6	<b>THE IRISH</b> Boris Thornton	1	62.8 400m	0:11.58 400m	2:21.14 [1] (0:15.64)	2:05.50 [1] (0:12.23)	1:53.27 [1] (0:12.70)	1:40.57 [1] (0:13.05)	1:27.52 [1] (0:13.07)	1:14.45 [1] (0:13.10)	1:01.35 [1] (0:13.21)	0:35.47	
2	3	<b>LIKEABEEL</b> Michael Rodd	9	64.9 200m	0:11.50 400m	2:21.25 [2] (0:16.38)	2:04.87 [7] (0:12.49)	1:52.38 [8] (0:13.06)	1:39.32 [8] (0:12.94)	1:26.38 [8] (0:13.03)	1:13.35 [8] (0:13.17)	1:00.18 [8] (0:13.09)	0:34.65	+10
3	4	<b>IDEEL HERO</b> Angela Jones	6	61.3 400m	0:11.80 400m	2:21.62 [3] (0:15.93)	2:05.69 [3] (0:11.99)	1:53.70 [2] (0:12.75)	1:40.95 [2] (0:12.98)	1:27.97 [2] (0:13.10)	1:14.87 [2] (0:13.26)	1:01.61 [2] (0:13.12)	0:35.82	+9
4	10	<b>BID FOR FAME</b> Jake Bayliss	2	62.3 400m	0:11.76 400m	2:21.72 [4] (0:15.88)	2:05.84 [2] (0:12.16)	1:53.68 [3] (0:12.95)	1:40.73 [4] (0:12.95)	1:27.78 [4] (0:13.09)	1:14.69 [4] (0:13.25)	1:01.44 [4] (0:13.08)	0:35.69	+12
5	8	<b>AROUND THE BUOY</b> Kyle Wilson-Taylor	3	61.9 400m	0:11.80 400m	2:21.78 [5] (0:16.11)	2:05.67 [5] (0:12.08)	1:53.59 [4] (0:12.75)	1:40.84 [3] (0:12.92)	1:27.92 [3] (0:13.08)	1:14.84 [3] (0:13.22)	1:01.62 [3] (0:13.08)	0:35.69	+5
6	9	<b>PAPAL MISS</b> Sean Cormack	4	61.8 400m	0:11.86 400m	2:22.03 [6] (0:16.03)	2:06.00 [4] (0:12.25)	1:53.75 [5] (0:13.04)	1:40.71 [5] (0:12.91)	1:27.80 [5] (0:13.09)	1:14.71 [6] (0:13.23)	1:01.48 [6] (0:13.06)	0:35.82	+11
7	5	<b>NO MORE RED</b> Damien Thornton	7	62.9 600m	0:11.79 600m	2:22.31 [7] (0:16.18)	2:06.13 [6] (0:12.38)	1:53.75 [6] (0:13.07)	1:40.68 [7] (0:12.90)	1:27.78 [7] (0:13.09)	1:14.69 [7] (0:13.17)	1:01.52 [7] (0:13.07)	0:36.08	+17
8	7	<b>NITROGLYCERINE</b> Matthew Gray	8	61.6 600m	0:11.78 600m	2:22.36 [8] (0:16.41)	2:05.95 [8] (0:12.16)	1:53.79 [7] (0:12.80)	1:40.99 [6] (0:12.87)	1:28.12 [6] (0:13.05)	1:15.07 [5] (0:13.18)	1:01.89 [5] (0:13.09)	0:36.10	+5

Scratched: Tavistorm (#1), Mindspace (#2)



# Ipswich QLD Professional

## Race 4: GREAT NORTHERN BENCHMARK 65 Handicap - 2200m

30 May 2024 - 13:28



Track Rating: Soft 6, Weather: Overcast, Rail Position: +9m Entire

Section										Last 600m		
Field Times		800m	600m	400m	200m							
		0:48.14 (0:12.67)	0:35.47 (0:11.98)	0:23.49 (0:11.58)	0:11.91 (0:11.91)							0:35.47
Rank	TAB	Horse/Jockey	Barrier	Top Speed [km/h]	Fastest Section					Margin	Distance Travelled [m]	
1	6	<b>THE IRISH</b> Boris Thornton	1	62.8 400m	0:11.58 400m	0:48.14 [1] (0:12.67)	0:35.47 [1] (0:11.98)	0:23.49 [1] (0:11.58)	0:11.91 [1] (0:11.91)	2:21.14	0:35.47	
2	3	<b>LIKEABEEL</b> Michael Rodd	9	64.9 200m	0:11.50 400m	0:47.09 [8] (0:12.44)	0:34.65 [8] (0:11.51)	0:23.14 [7] (0:11.50)	0:11.64 [3] (0:11.64)	0.65L	0:34.65 +10	
3	4	<b>IDEEL HERO</b> Angela Jones	6	61.3 400m	0:11.80 400m	0:48.49 [2] (0:12.67)	0:35.82 [2] (0:11.96)	0:23.86 [2] (0:11.80)	0:12.06 [2] (0:12.06)	2.82L	0:35.82 +9	
4	10	<b>BID FOR FAME</b> Jake Bayliss	2	62.3 400m	0:11.76 400m	0:48.36 [4] (0:12.67)	0:35.69 [3] (0:11.84)	0:23.85 [3] (0:11.76)	0:12.09 [4] (0:12.09)	3.39L	0:35.69 +12	
5	8	<b>AROUND THE BUOY</b> Kyle Wilson-Taylor	3	61.9 400m	0:11.80 400m	0:48.54 [3] (0:12.85)	0:35.69 [4] (0:11.82)	0:23.87 [4] (0:11.80)	0:12.07 [5] (0:12.07)	3.72L	0:35.69 +5	
6	9	<b>PAPAL MISS</b> Sean Cormack	4	61.8 400m	0:11.86 400m	0:48.42 [6] (0:12.60)	0:35.82 [5] (0:11.92)	0:23.90 [8] (0:11.86)	0:12.04 [6] (0:12.04)	5.23L	0:35.82 +11	
7	5	<b>NO MORE RED</b> Damien Thornton	7	62.9 600m	0:11.79 600m	0:48.45 [7] (0:12.37)	0:36.08 [6] (0:11.79)	0:24.29 [5] (0:12.01)	0:12.28 [7] (0:12.28)	6.85L	0:36.08 +17	
8	7	<b>NITROGLYCERINE</b> Matthew Gray	8	61.6 600m	0:11.78 600m	0:48.80 [5] (0:12.70)	0:36.10 [7] (0:11.78)	0:24.32 [6] (0:12.00)	0:12.32 [8] (0:12.32)	7.18L	0:36.10 +5	

Scratched: Tavistorm (#1), Mindspace (#2)

[ ] Ranking at each section and finish  
 -:-:- No data available at this section  
 NA No data available

SCN Saddle cloth number  
 DNF Did not finish  
 DNT Did not track



Horse/Jockey Name	The Irish
Final Rank	1
Fastest Section Time (Section)	0:11.58 (400m)
Top Speed [km/h] (Section)	62.8 (400m)
Race State	Finished



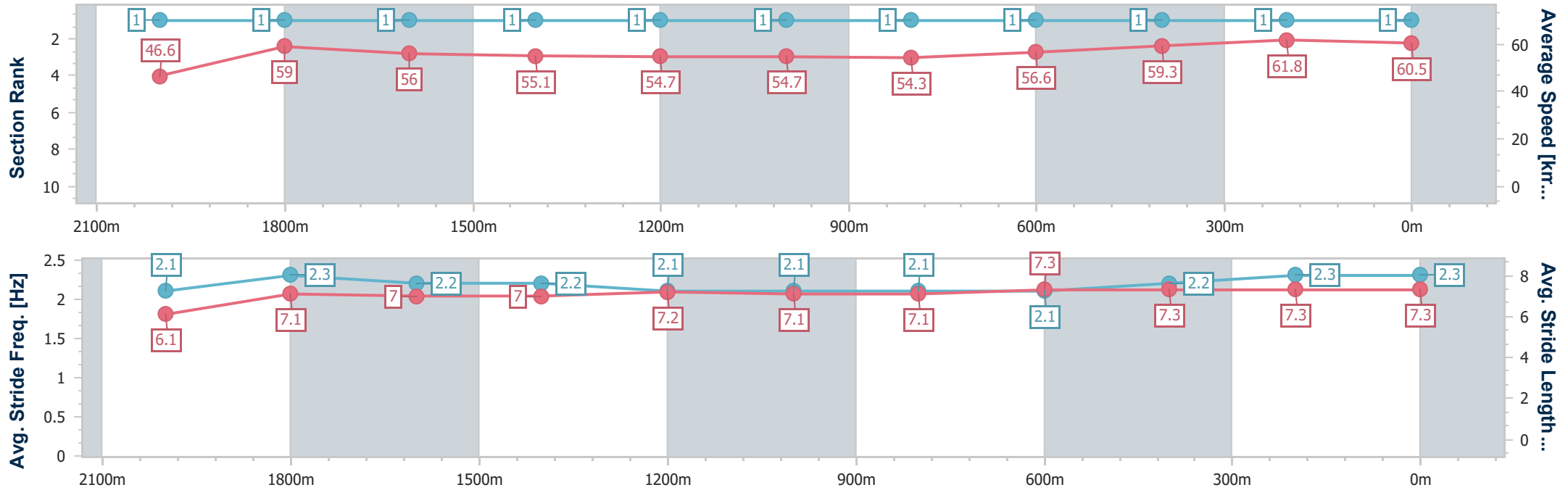
Ipswich QLD Professional  
Race 4: GREAT NORTHERN BENCHMARK 65 Handicap - 2200m



30 May 2024 - 13:28

Track Rating: Soft 6, Weather: Overcast, Rail Position: +9m Entire

Section	Overall	2000m	1800m	1600m	1400m	1200m	1000m	800m	600m	400m	200m
Section Times	2:21.14 [1] (0:15.64)	2:05.50 [1] (0:12.23)	1:53.27 [1] (0:12.70)	1:40.57 [1] (0:13.05)	1:27.52 [1] (0:13.07)	1:14.45 [1] (0:13.10)	1:01.35 [1] (0:13.21)	0:48.14 [1] (0:12.67)	0:35.47 [1] (0:11.98)	0:23.49 [1] (0:11.58)	0:11.91 [1] (0:11.91)
Average Speed [km/h]	46.6	59.0	56.0	55.1	54.7	54.7	54.3	56.6	59.3	61.8	60.5
Top Speed [km/h]	59.0	59.8	58.5	55.7	55.5	55.5	54.9	57.9	61.6	62.8	62.7
Avg. Dist. to Rail [m]	12.6	1.5	1.4	1.0	1.2	1.2	1.2	1.7	2.0	1.9	0.8
Avg. Stride Freq. [Hz]	2.1	2.3	2.2	2.2	2.1	2.1	2.1	2.1	2.2	2.3	2.3
Avg. Stride Length [m]	6.1	7.1	7.0	7.0	7.2	7.1	7.1	7.3	7.3	7.3	7.3



- [ ] Ranking at each section and finish
- .-.- No data available at this section
- NA No data available



Horse/Jockey Name	Likeabeel
Final Rank	2
Fastest Section Time (Section)	0:11.50 (400m)
Top Speed [km/h] (Section)	64.9 (200m)
Race State	Finished



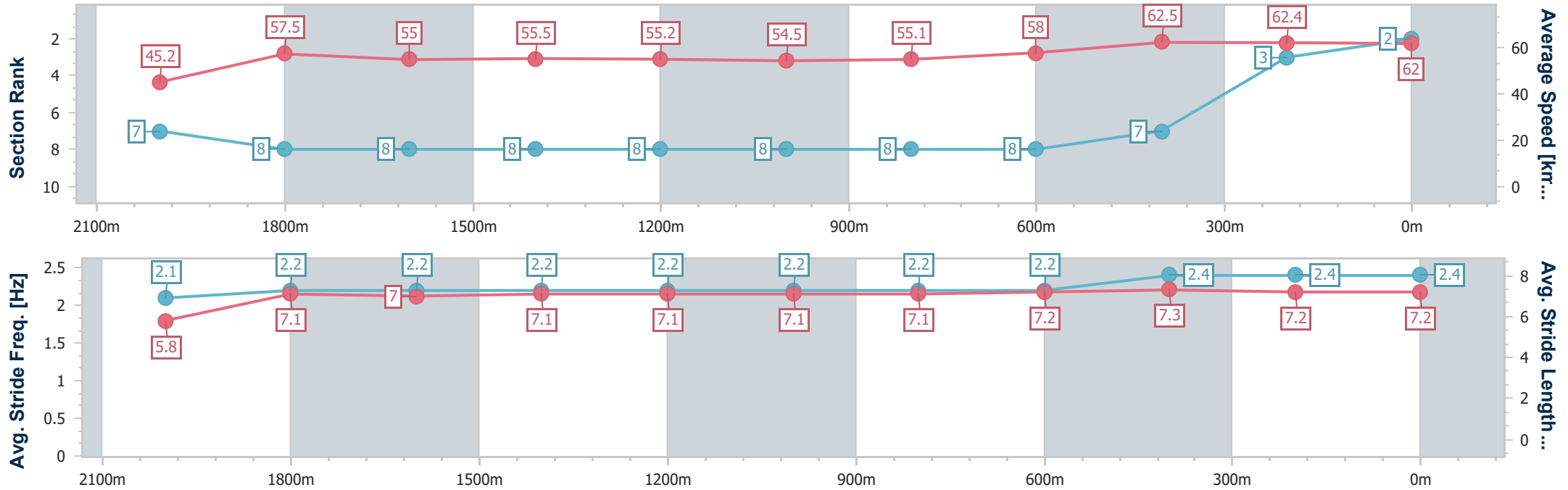
Ipswich QLD Professional  
Race 4: GREAT NORTHERN BENCHMARK 65 Handicap - 2200m



30 May 2024 - 13:28

Track Rating: Soft 6, Weather: Overcast, Rail Position: +9m Entire

Section	Overall	2000m	1800m	1600m	1400m	1200m	1000m	800m	600m	400m	200m
Section Times	2:21.25 [2] (0:16.38)	2:04.87 [7] (0:12.49)	1:52.38 [8] (0:13.06)	1:39.32 [8] (0:12.94)	1:26.38 [8] (0:13.03)	1:13.35 [8] (0:13.17)	1:00.18 [8] (0:13.09)	0:47.09 [8] (0:12.44)	0:34.65 [8] (0:11.51)	0:23.14 [7] (0:11.50)	0:11.64 [3] (0:11.64)
Average Speed [km/h]	45.2	57.5	55.0	55.5	55.2	54.5	55.1	58.0	62.5	62.4	62.0
Top Speed [km/h]	55.1	59.7	59.3	57.8	56.2	55.2	56.3	61.6	62.9	63.0	64.9
Avg. Dist. to Rail [m]	11.6	0.5	0.7	0.4	0.5	0.2	0.2	0.2	0.4	0.9	1.6
Avg. Stride Freq. [Hz]	2.1	2.2	2.2	2.2	2.2	2.2	2.2	2.2	2.4	2.4	2.4
Avg. Stride Length [m]	5.8	7.1	7.0	7.1	7.1	7.1	7.1	7.2	7.3	7.2	7.2



- [ ] Ranking at each section and finish
- .-.- No data available at this section
- NA No data available



Horse/Jockey Name	Ideel Hero
Final Rank	3
Fastest Section Time (Section)	0:11.80 (400m)
Top Speed [km/h] (Section)	61.3 (400m)
Race State	Finished



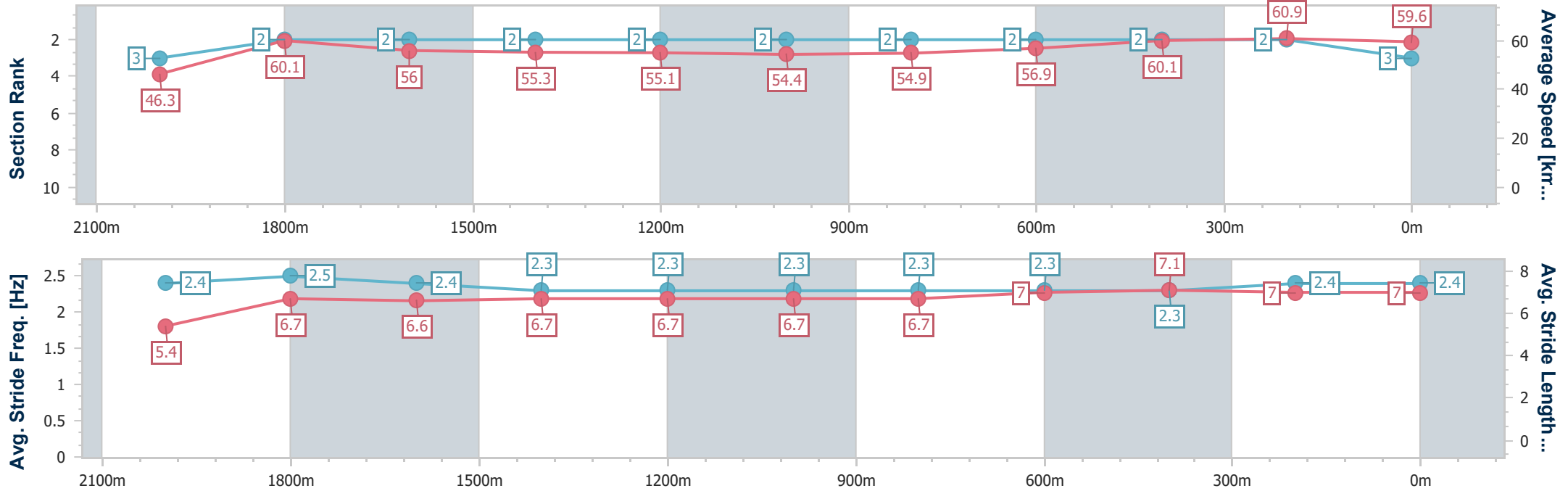
Ipswich QLD Professional  
Race 4: GREAT NORTHERN BENCHMARK 65 Handicap - 2200m



30 May 2024 - 13:28

Track Rating: Soft 6, Weather: Overcast, Rail Position: +9m Entire

Section	Overall	2000m	1800m	1600m	1400m	1200m	1000m	800m	600m	400m	200m
Section Times	2:21.62 [3] (0:15.93)	2:05.69 [3] (0:11.99)	1:53.70 [2] (0:12.75)	1:40.95 [2] (0:12.98)	1:27.97 [2] (0:13.10)	1:14.87 [2] (0:13.26)	1:01.61 [2] (0:13.12)	0:48.49 [2] (0:12.67)	0:35.82 [2] (0:11.96)	0:23.86 [2] (0:11.80)	0:12.06 [2] (0:12.06)
Average Speed [km/h]	46.3	60.1	56.0	55.3	55.1	54.4	54.9	56.9	60.1	60.9	59.6
Top Speed [km/h]	59.2	61.2	58.8	55.9	55.2	55.5	55.5	58.8	61.1	61.3	61.0
Avg. Dist. to Rail [m]	11.1	0.4	1.0	0.8	0.6	0.5	0.5	0.2	0.4	0.5	1.0
Avg. Stride Freq. [Hz]	2.4	2.5	2.4	2.3	2.3	2.3	2.3	2.3	2.3	2.4	2.4
Avg. Stride Length [m]	5.4	6.7	6.6	6.7	6.7	6.7	6.7	7.0	7.1	7.0	7.0



- [ ] Ranking at each section and finish
- .-.- No data available at this section
- NA No data available



Horse/Jockey Name	Bid For Fame
Final Rank	4
Fastest Section Time (Section)	0:11.76 (400m)
Top Speed [km/h] (Section)	62.3 (400m)
Race State	Finished



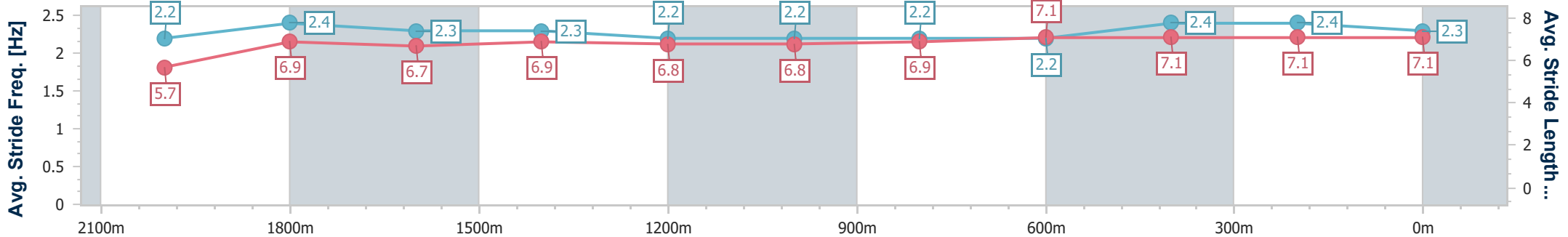
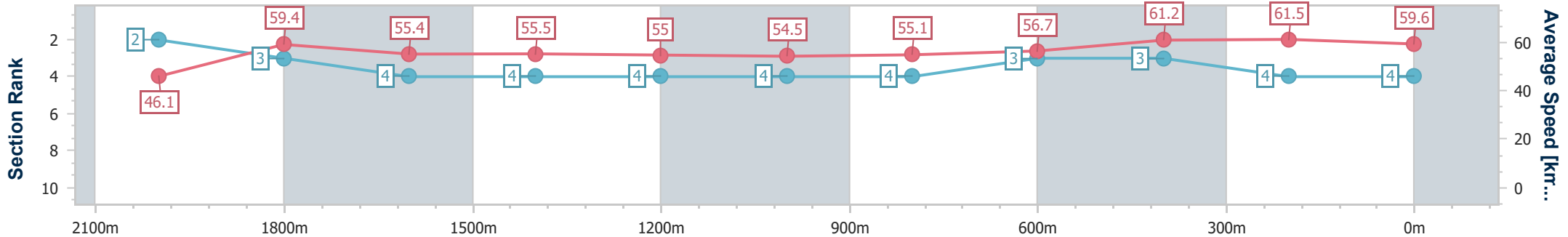
Ipswich QLD Professional  
Race 4: GREAT NORTHERN BENCHMARK 65 Handicap - 2200m



30 May 2024 - 13:28

Track Rating: Soft 6, Weather: Overcast, Rail Position: +9m Entire

Section	Overall	2000m	1800m	1600m	1400m	1200m	1000m	800m	600m	400m	200m
Section Times	2:21.72 [4] (0:15.88)	2:05.84 [2] (0:12.16)	1:53.68 [3] (0:12.95)	1:40.73 [4] (0:12.95)	1:27.78 [4] (0:13.09)	1:14.69 [4] (0:13.25)	1:01.44 [4] (0:13.08)	0:48.36 [4] (0:12.67)	0:35.69 [3] (0:11.84)	0:23.85 [3] (0:11.76)	0:12.09 [4] (0:12.09)
Average Speed [km/h]	46.1	59.4	55.4	55.5	55.0	54.5	55.1	56.7	61.2	61.5	59.6
Top Speed [km/h]	58.4	61.3	57.2	56.1	55.6	55.0	55.6	60.0	62.3	62.3	61.0
Avg. Dist. to Rail [m]	12.7	0.7	0.5	0.2	0.2	0.4	0.3	0.1	1.4	1.4	1.7
Avg. Stride Freq. [Hz]	2.2	2.4	2.3	2.3	2.2	2.2	2.2	2.2	2.4	2.4	2.3
Avg. Stride Length [m]	5.7	6.9	6.7	6.9	6.8	6.8	6.9	7.1	7.1	7.1	7.1



- [ ] Ranking at each section and finish
- .-.- No data available at this section
- NA No data available



Horse/Jockey Name	Around The Buoy
Final Rank	5
Fastest Section Time (Section)	0:11.80 (400m)
Top Speed [km/h] (Section)	61.9 (400m)
Race State	Finished



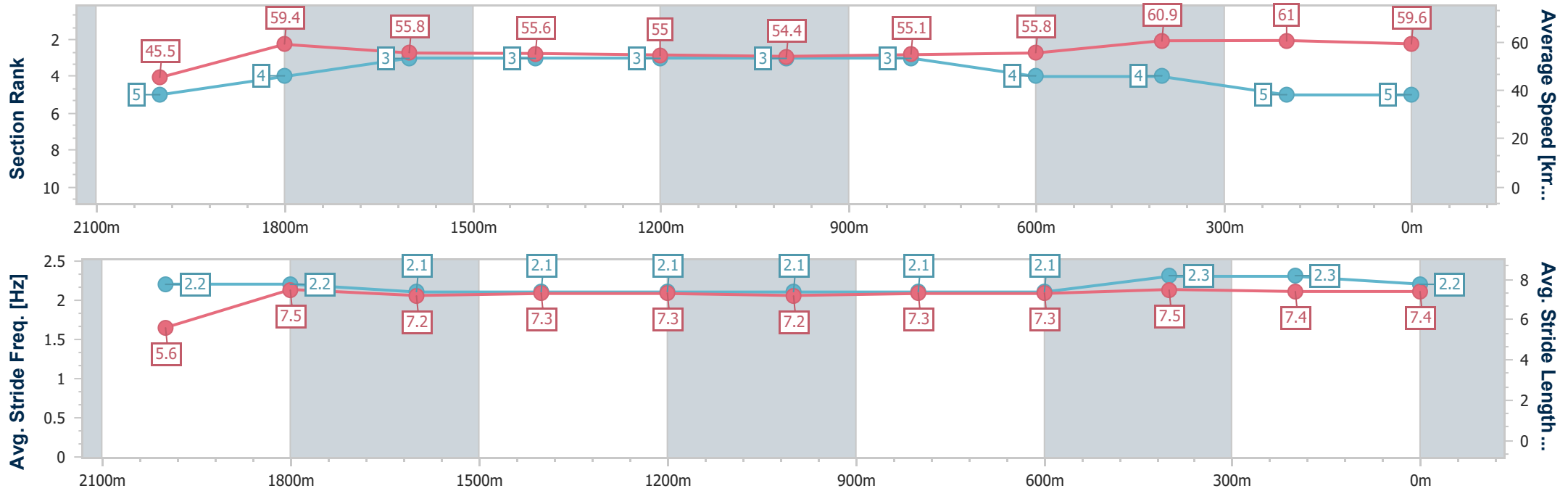
Ipswich QLD Professional  
Race 4: GREAT NORTHERN BENCHMARK 65 Handicap - 2200m



30 May 2024 - 13:28

Track Rating: Soft 6, Weather: Overcast, Rail Position: +9m Entire

Section	Overall	2000m	1800m	1600m	1400m	1200m	1000m	800m	600m	400m	200m
Section Times	2:21.78 [5] (0:16.11)	2:05.67 [5] (0:12.08)	1:53.59 [4] (0:12.75)	1:40.84 [3] (0:12.92)	1:27.92 [3] (0:13.08)	1:14.84 [3] (0:13.22)	1:01.62 [3] (0:13.08)	0:48.54 [3] (0:12.85)	0:35.69 [4] (0:11.82)	0:23.87 [4] (0:11.80)	0:12.07 [5] (0:12.07)
Average Speed [km/h]	45.5	59.4	55.8	55.6	55.0	54.4	55.1	55.8	60.9	61.0	59.6
Top Speed [km/h]	59.2	60.4	57.4	56.8	55.6	55.2	55.9	58.3	61.8	61.9	60.6
Avg. Dist. to Rail [m]	13.6	2.7	1.9	0.7	0.2	0.2	0.4	1.1	0.4	0.6	0.4
Avg. Stride Freq. [Hz]	2.2	2.2	2.1	2.1	2.1	2.1	2.1	2.1	2.3	2.3	2.2
Avg. Stride Length [m]	5.6	7.5	7.2	7.3	7.3	7.2	7.3	7.3	7.5	7.4	7.4



- [ ] Ranking at each section and finish
- .-.- No data available at this section
- NA No data available



Horse/Jockey Name	Papal Miss
Final Rank	6
Fastest Section Time (Section)	0:11.86 (400m)
Top Speed [km/h] (Section)	61.8 (400m)
Race State	Finished



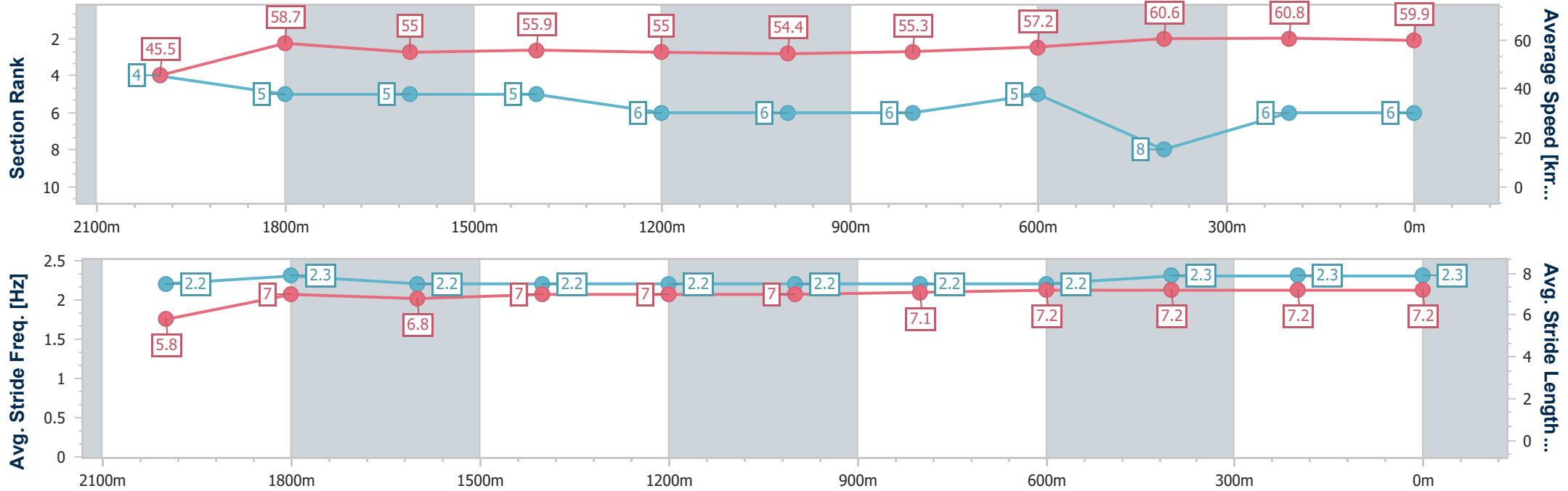
Ipswich QLD Professional  
Race 4: GREAT NORTHERN BENCHMARK 65 Handicap - 2200m



30 May 2024 - 13:28

Track Rating: Soft 6, Weather: Overcast, Rail Position: +9m Entire

Section	Overall	2000m	1800m	1600m	1400m	1200m	1000m	800m	600m	400m	200m
Section Times	2:22.03 [6] (0:16.03)	2:06.00 [4] (0:12.25)	1:53.75 [5] (0:13.04)	1:40.71 [5] (0:12.91)	1:27.80 [5] (0:13.09)	1:14.71 [6] (0:13.23)	1:01.48 [6] (0:13.06)	0:48.42 [6] (0:12.60)	0:35.82 [5] (0:11.92)	0:23.90 [8] (0:11.86)	0:12.04 [6] (0:12.04)
Average Speed [km/h]	45.5	58.7	55.0	55.9	55.0	54.4	55.3	57.2	60.6	60.8	59.9
Top Speed [km/h]	57.1	59.8	57.1	56.9	55.9	55.2	55.7	61.4	61.3	61.8	61.4
Avg. Dist. to Rail [m]	10.9	0.8	0.6	0.3	0.2	0.4	0.4	0.4	1.5	1.4	2.8
Avg. Stride Freq. [Hz]	2.2	2.3	2.2	2.2	2.2	2.2	2.2	2.2	2.3	2.3	2.3
Avg. Stride Length [m]	5.8	7.0	6.8	7.0	7.0	7.0	7.1	7.2	7.2	7.2	7.2



- [ ] Ranking at each section and finish
- .-.- No data available at this section
- NA No data available





Horse/Jockey Name	No More Red
Final Rank	7
Fastest Section Time (Section)	0:11.79 (600m)
Top Speed [km/h] (Section)	62.9 (600m)
Race State	Finished



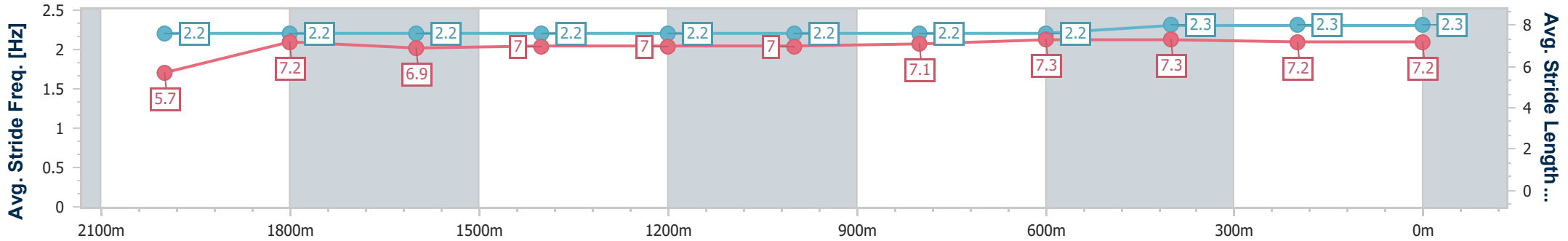
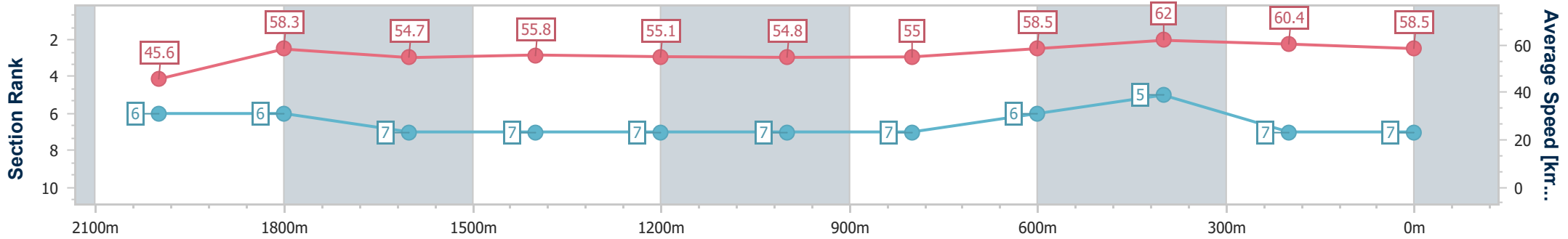
Ipswich QLD Professional  
Race 4: GREAT NORTHERN BENCHMARK 65 Handicap - 2200m



30 May 2024 - 13:28

Track Rating: Soft 6, Weather: Overcast, Rail Position: +9m Entire

Section	Overall	2000m	1800m	1600m	1400m	1200m	1000m	800m	600m	400m	200m
Section Times	2:22.31 [7] (0:16.18)	2:06.13 [6] (0:12.38)	1:53.75 [6] (0:13.07)	1:40.68 [7] (0:12.90)	1:27.78 [7] (0:13.09)	1:14.69 [7] (0:13.17)	1:01.52 [7] (0:13.07)	0:48.45 [7] (0:12.37)	0:36.08 [6] (0:11.79)	0:24.29 [5] (0:12.01)	0:12.28 [7] (0:12.28)
Average Speed [km/h]	45.6	58.3	54.7	55.8	55.1	54.8	55.0	58.5	62.0	60.4	58.5
Top Speed [km/h]	55.9	59.5	58.2	57.2	56.1	55.3	56.0	62.7	62.9	61.8	60.2
Avg. Dist. to Rail [m]	11.3	0.4	0.5	0.3	0.2	0.5	0.4	0.8	3.3	2.6	3.6
Avg. Stride Freq. [Hz]	2.2	2.2	2.2	2.2	2.2	2.2	2.2	2.2	2.3	2.3	2.3
Avg. Stride Length [m]	5.7	7.2	6.9	7.0	7.0	7.0	7.1	7.3	7.3	7.2	7.2



- [ ] Ranking at each section and finish
- .-.- No data available at this section
- NA No data available



Horse/Jockey Name	Nitroglycerine
Final Rank	8
Fastest Section Time (Section)	0:11.78 (600m)
Top Speed [km/h] (Section)	61.6 (600m)
Race State	Finished



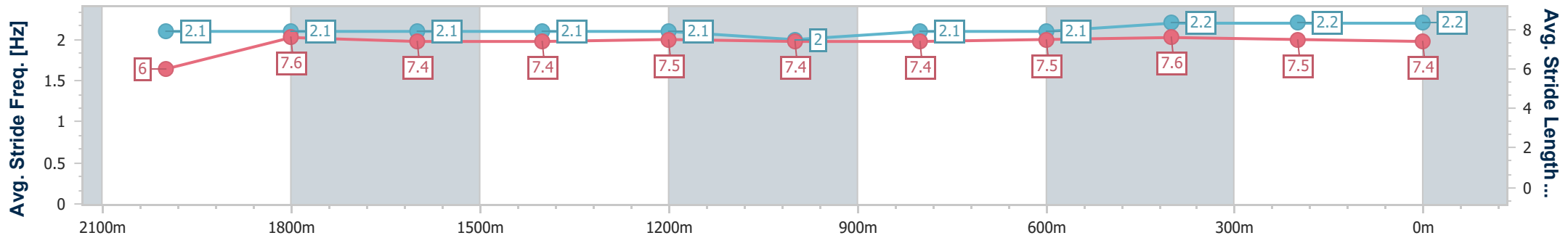
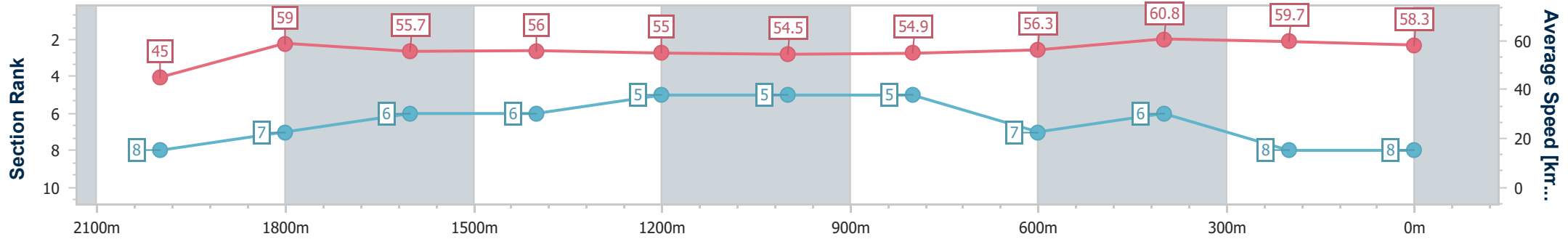
Ipswich QLD Professional  
Race 4: GREAT NORTHERN BENCHMARK 65 Handicap - 2200m



30 May 2024 - 13:28

Track Rating: Soft 6, Weather: Overcast, Rail Position: +9m Entire

Section	Overall	2000m	1800m	1600m	1400m	1200m	1000m	800m	600m	400m	200m
Section Times	2:22.36 [8] (0:16.41)	2:05.95 [8] (0:12.16)	1:53.79 [7] (0:12.80)	1:40.99 [6] (0:12.87)	1:28.12 [6] (0:13.05)	1:15.07 [5] (0:13.18)	1:01.89 [5] (0:13.09)	0:48.80 [5] (0:12.70)	0:36.10 [7] (0:11.78)	0:24.32 [6] (0:12.00)	0:12.32 [8] (0:12.32)
Average Speed [km/h]	45.0	59.0	55.7	56.0	55.0	54.5	54.9	56.3	60.8	59.7	58.3
Top Speed [km/h]	56.8	60.6	59.2	56.8	56.0	54.9	55.6	60.3	61.6	60.5	60.1
Avg. Dist. to Rail [m]	11.0	1.6	1.2	0.6	0.6	0.6	0.8	1.4	1.4	1.5	0.7
Avg. Stride Freq. [Hz]	2.1	2.1	2.1	2.1	2.1	2.0	2.1	2.1	2.2	2.2	2.2
Avg. Stride Length [m]	6.0	7.6	7.4	7.4	7.5	7.4	7.4	7.5	7.6	7.5	7.4



- [ ] Ranking at each section and finish
- .-.- No data available at this section
- NA No data available