



**Ipswich QLD Professional**  
**Race 2: AUSTRALIAN INDUSTRY TRADE COLLEGE BENCHMARK 65**  
**Handicap - 800m**  
**30 May 2024 - 12:08**



Track Rating: Soft 6, Weather: Overcast, Rail Position: +9m Entire

Section										Last 600m		
Field Times		Overall	600m	400m	200m							
		0:45.87 (0:13.21)	0:32.66 (0:10.16)	0:22.50 (0:10.78)	0:11.72 (0:11.72)						0:32.66	
Rank	TAB	Horse/Jockey	Barrier	Top Speed [km/h]	Fastest Section	Overall	600m	400m	200m	Margin	Last 600m	Distance Travelled [m]
1	4	<b>THE LUCKY ALIEN</b> Cody Collis	1	71.6 600m	0:10.15 600m	0:45.87 [1] (0:13.25)	0:32.62 [4] (0:10.15)	0:22.47 [2] (0:10.75)	0:11.72 [1] (0:11.72)	0:45.87	0:32.62	
2	1	<b>WRITTLE</b> Dylan Bennett	2	71.7 600m	0:10.21 600m	0:45.87 [2] (0:13.54)	0:32.33 [7] (0:10.21)	0:22.12 [4] (0:10.64)	0:11.48 [3] (0:11.48)	0.02L	0:32.33	+1
3	3	<b>GOBLIN' DE QUO</b> Corey Sutherland	4	71.8 600m	0:10.33 600m	0:46.18 [3] (0:13.21)	0:32.97 [2] (0:10.33)	0:22.64 [3] (0:10.89)	0:11.75 [4] (0:11.75)	1.83L	0:32.97	+0
4	6	<b>RUSSIAN PINS</b> Bailey Wheeler	7	71.1 600m	0:10.53 600m	0:46.20 [4] (0:13.43)	0:32.77 [5] (0:10.53)	0:22.24 [7] (0:11.00)	0:11.24 [6] (0:11.24)	1.98L	0:32.77	+0
5	7	<b>SNEAKY STARTER</b> Minonette Kennedy	3	72.6 600m	0:10.12 600m	0:46.37 [5] (0:13.25)	0:33.12 [3] (0:10.12)	0:23.00 [1] (0:11.00)	0:12.00 [2] (0:12.00)	2.99L	0:33.12	+0
6	2	<b>BECAUSE THE NIGHT</b> James Orman	6	71.6 600m	0:10.28 600m	0:46.41 [6] (0:13.48)	0:32.93 [6] (0:10.28)	0:22.65 [5] (0:10.89)	0:11.76 [5] (0:11.76)	3.2L	0:32.93	-1
7	8	<b>THE WAITING MAN</b> Wayne O'Connell	5	70.6 600m	0:10.59 600m	0:47.65 [7] (0:13.21)	0:34.44 [1] (0:10.59)	0:23.85 [6] (0:11.26)	0:12.59 [7] (0:12.59)	10.5L	0:34.44	+2

Scratched: Pull The Tail (#5)

[ ] Ranking at each section and finish  
 -:-:- No data available at this section  
 NA No data available

SCN Saddle cloth number  
 DNF Did not finish  
 DNT Did not track



Horse/Jockey Name	The Lucky Alien
Final Rank	1
Fastest Section Time (Section)	0:10.15 (600m)
Top Speed [km/h] (Section)	71.6 (600m)
Race State	Finished



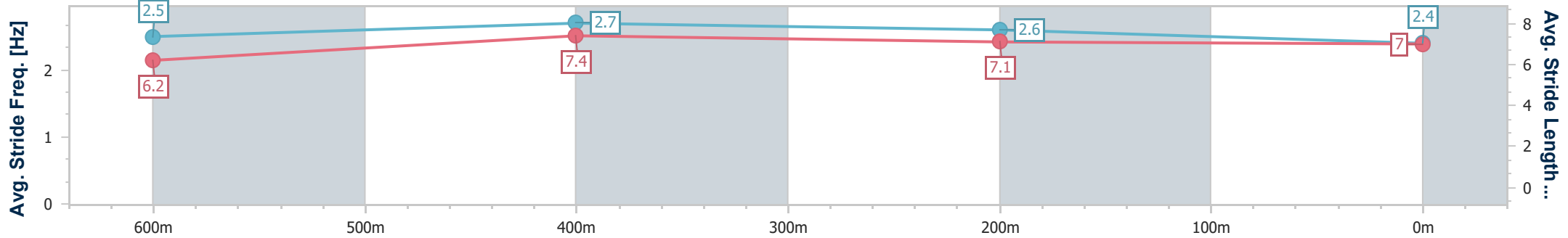
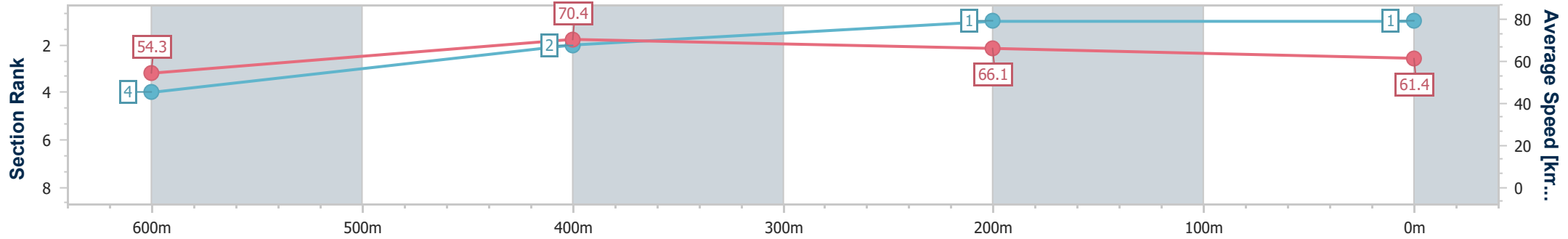
Ipswich QLD Professional  
 Race 2: AUSTRALIAN INDUSTRY TRADE COLLEGE  
 BENCHMARK 65 Handicap - 800m



30 May 2024 - 12:08

Track Rating: Soft 6, Weather: Overcast, Rail Position: +9m Entire

Section	Overall	600m	400m	200m
Section Times	0:45.87 [1] (0:13.25)	0:32.62 [4] (0:10.15)	0:22.47 [2] (0:10.75)	0:11.72 [1] (0:11.72)
Average Speed [km/h]	54.3	70.4	66.1	61.4
Top Speed [km/h]	71.6	71.6	67.6	64.2
Avg. Dist. to Rail [m]	0.9	2.0	3.1	2.8
Avg. Stride Freq. [Hz]	2.5	2.7	2.6	2.4
Avg. Stride Length [m]	6.2	7.4	7.1	7.0



- [ ] Ranking at each section and finish
- .-.- No data available at this section
- NA No data available



Horse/Jockey Name	Writtle
Final Rank	2
Fastest Section Time (Section)	0:10.21 (600m)
Top Speed [km/h] (Section)	71.7 (600m)
Race State	Finished



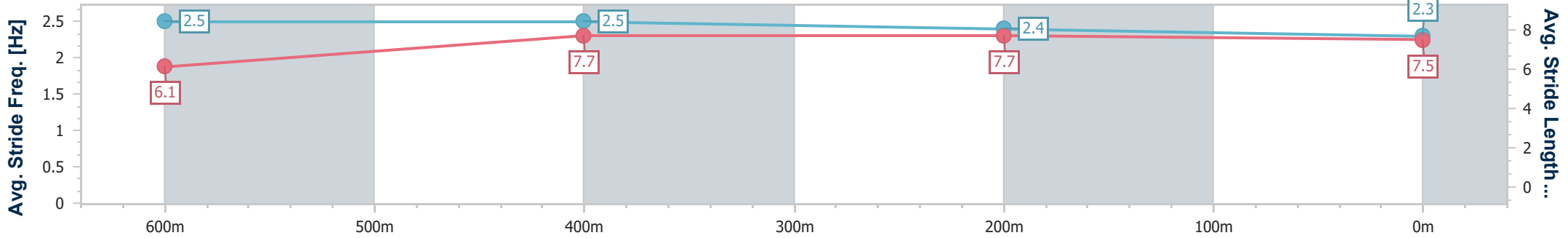
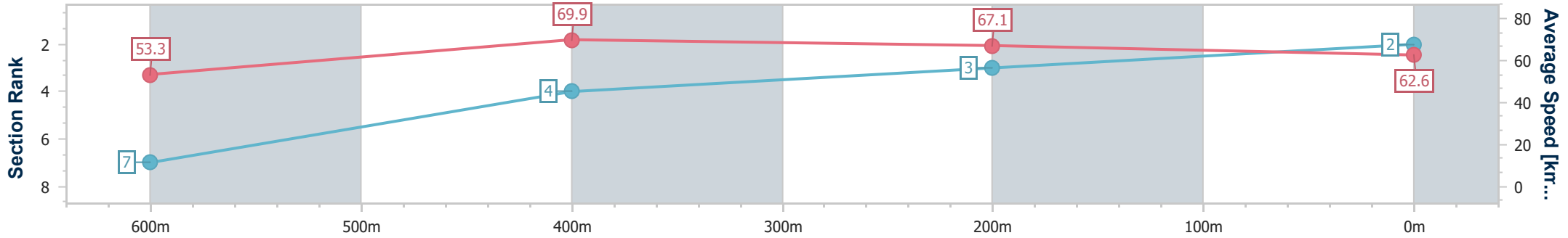
Ipswich QLD Professional  
 Race 2: AUSTRALIAN INDUSTRY TRADE COLLEGE  
 BENCHMARK 65 Handicap - 800m



30 May 2024 - 12:08

Track Rating: Soft 6, Weather: Overcast, Rail Position: +9m Entire

Section	Overall	600m	400m	200m
Section Times	0:45.87 [2] (0:13.54)	0:32.33 [7] (0:10.21)	0:22.12 [4] (0:10.64)	0:11.48 [3] (0:11.48)
Average Speed [km/h]	53.3	69.9	67.1	62.6
Top Speed [km/h]	70.4	71.7	68.6	65.6
Avg. Dist. to Rail [m]	1.2	1.8	1.7	0.5
Avg. Stride Freq. [Hz]	2.5	2.5	2.4	2.3
Avg. Stride Length [m]	6.1	7.7	7.7	7.5



- [ ] Ranking at each section and finish
- .-.- No data available at this section
- NA No data available



Horse/Jockey Name	Goblin' De Quo
Final Rank	3
Fastest Section Time (Section)	0:10.33 (600m)
Top Speed [km/h] (Section)	71.8 (600m)
Race State	Finished



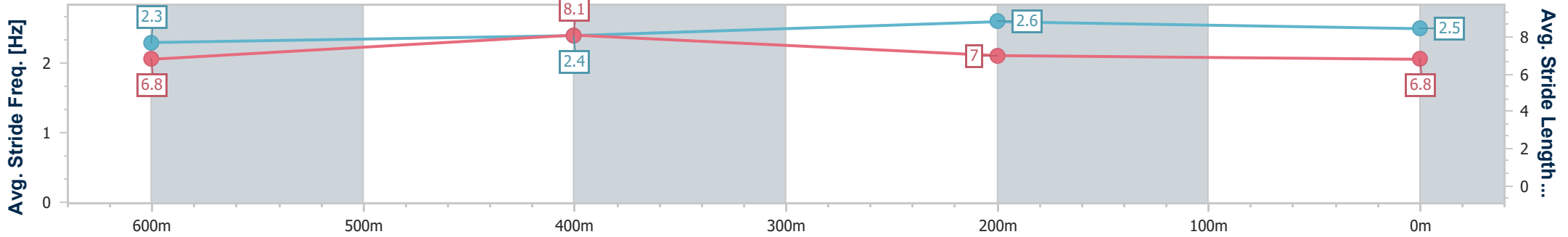
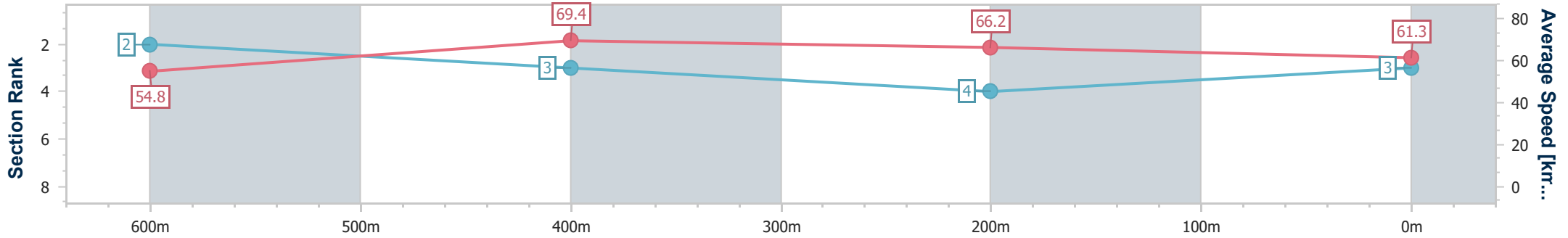
Ipswich QLD Professional  
 Race 2: AUSTRALIAN INDUSTRY TRADE COLLEGE  
 BENCHMARK 65 Handicap - 800m



30 May 2024 - 12:08

Track Rating: Soft 6, Weather: Overcast, Rail Position: +9m Entire

Section	Overall	600m	400m	200m
Section Times	0:46.18 [3] (0:13.21)	0:32.97 [2] (0:10.33)	0:22.64 [3] (0:10.89)	0:11.75 [4] (0:11.75)
Average Speed [km/h]	54.8	69.4	66.2	61.3
Top Speed [km/h]	71.7	71.8	68.4	65.9
Avg. Dist. to Rail [m]	2.7	0.3	1.1	4.2
Avg. Stride Freq. [Hz]	2.3	2.4	2.6	2.5
Avg. Stride Length [m]	6.8	8.1	7.0	6.8



- [ ] Ranking at each section and finish
- .-.- No data available at this section
- NA No data available



Horse/Jockey Name	Russian Pins
Final Rank	4
Fastest Section Time (Section)	0:10.53 (600m)
Top Speed [km/h] (Section)	71.1 (600m)
Race State	Finished



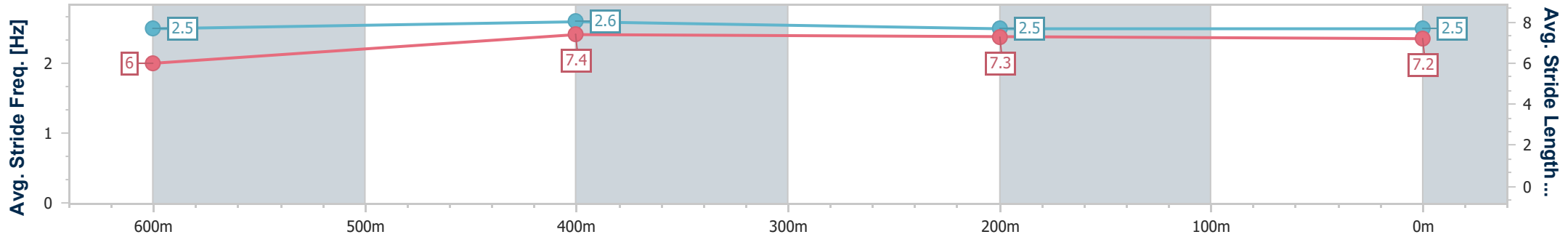
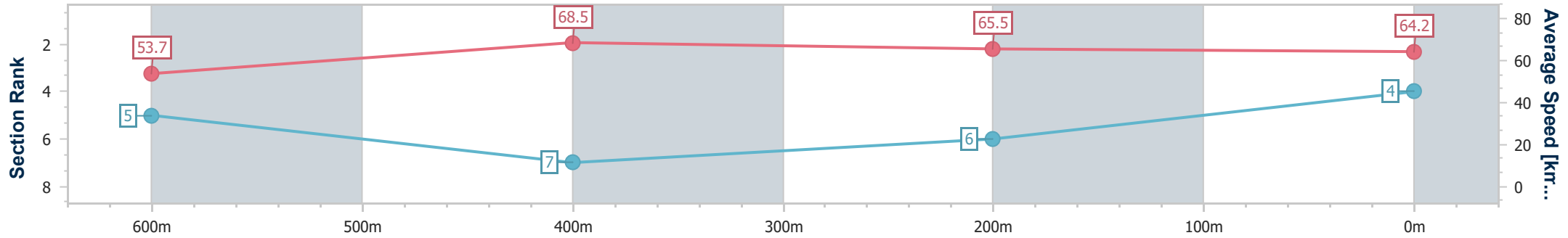
Ipswich QLD Professional  
 Race 2: AUSTRALIAN INDUSTRY TRADE COLLEGE  
 BENCHMARK 65 Handicap - 800m



30 May 2024 - 12:08

Track Rating: Soft 6, Weather: Overcast, Rail Position: +9m Entire

Section	Overall	600m	400m	200m
Section Times	0:46.20 [4] (0:13.43)	0:32.77 [5] (0:10.53)	0:22.24 [7] (0:11.00)	0:11.24 [6] (0:11.24)
Average Speed [km/h]	53.7	68.5	65.5	64.2
Top Speed [km/h]	70.7	71.1	66.9	65.9
Avg. Dist. to Rail [m]	5.3	1.6	0.3	0.4
Avg. Stride Freq. [Hz]	2.5	2.6	2.5	2.5
Avg. Stride Length [m]	6.0	7.4	7.3	7.2



- [ ] Ranking at each section and finish
- .-.- No data available at this section
- NA No data available



Horse/Jockey Name	Sneaky Starter
Final Rank	5
Fastest Section Time (Section)	0:10.12 (600m)
Top Speed [km/h] (Section)	72.6 (600m)
Race State	Finished

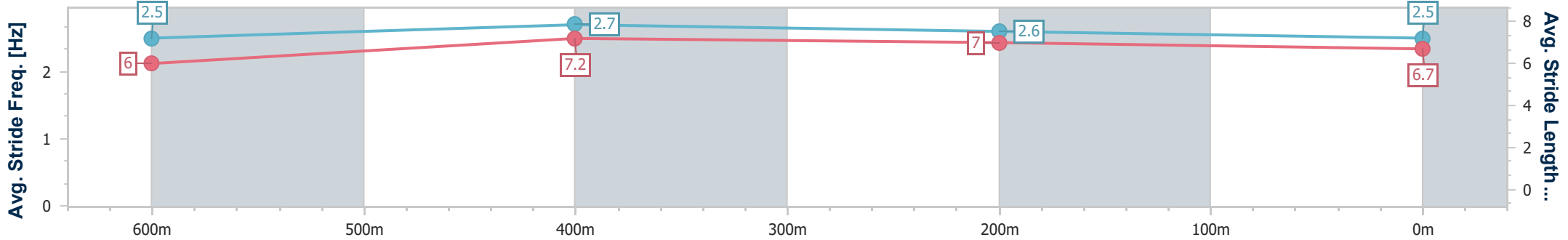
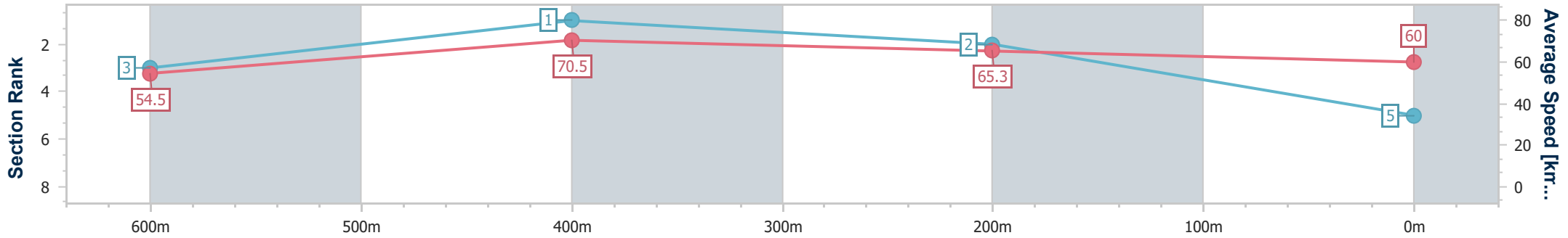


Ipswich QLD Professional  
 Race 2: AUSTRALIAN INDUSTRY TRADE COLLEGE  
 BENCHMARK 65 Handicap - 800m  
 30 May 2024 - 12:08



Track Rating: Soft 6, Weather: Overcast, Rail Position: +9m Entire

Section	Overall	600m	400m	200m
Section Times	0:46.37 [5] (0:13.25)	0:33.12 [3] (0:10.12)	0:23.00 [1] (0:11.00)	0:12.00 [2] (0:12.00)
Average Speed [km/h]	54.5	70.5	65.3	60.0
Top Speed [km/h]	72.3	72.6	67.5	63.9
Avg. Dist. to Rail [m]	1.9	1.1	1.3	2.2
Avg. Stride Freq. [Hz]	2.5	2.7	2.6	2.5
Avg. Stride Length [m]	6.0	7.2	7.0	6.7



- [ ] Ranking at each section and finish
- .-.- No data available at this section
- NA No data available



Horse/Jockey Name	Because The Night
Final Rank	6
Fastest Section Time (Section)	0:10.28 (600m)
Top Speed [km/h] (Section)	71.6 (600m)
Race State	Finished

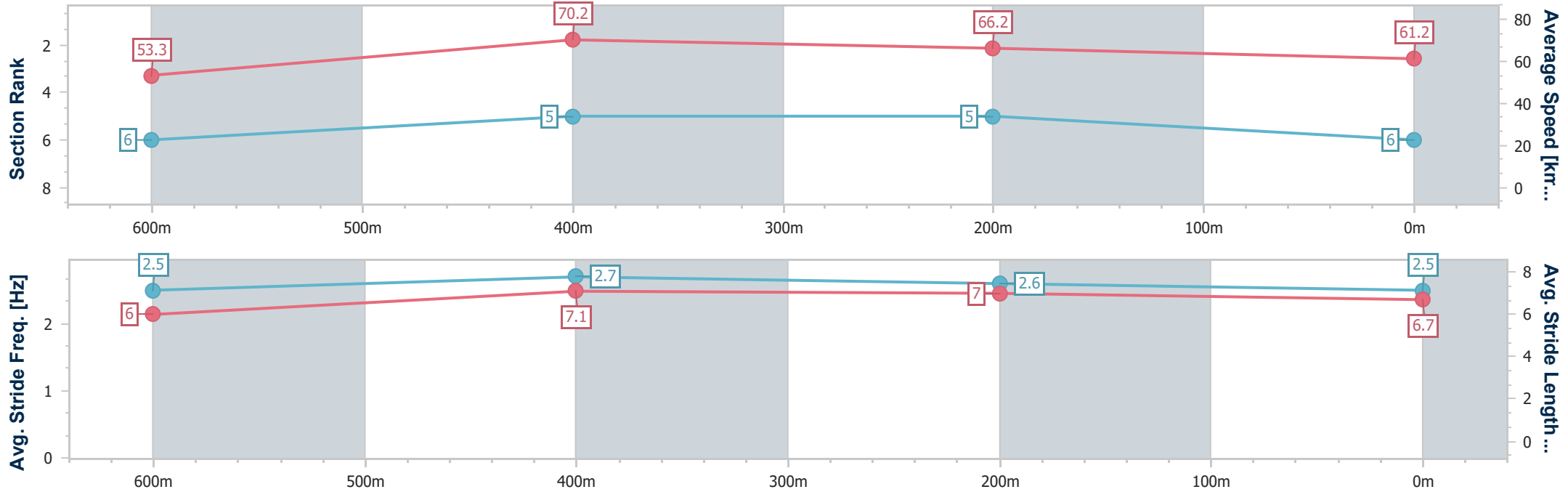


Ipswich QLD Professional  
 Race 2: AUSTRALIAN INDUSTRY TRADE COLLEGE  
 BENCHMARK 65 Handicap - 800m  
 30 May 2024 - 12:08



Track Rating: Soft 6, Weather: Overcast, Rail Position: +9m Entire

Section	Overall	600m	400m	200m
Section Times	0:46.41 [6] (0:13.48)	0:32.93 [6] (0:10.28)	0:22.65 [5] (0:10.89)	0:11.76 [5] (0:11.76)
Average Speed [km/h]	53.3	70.2	66.2	61.2
Top Speed [km/h]	71.2	71.6	67.8	64.4
Avg. Dist. to Rail [m]	4.2	0.6	1.5	5.3
Avg. Stride Freq. [Hz]	2.5	2.7	2.6	2.5
Avg. Stride Length [m]	6.0	7.1	7.0	6.7



- [ ] Ranking at each section and finish
- .-.- No data available at this section
- NA No data available



Horse/Jockey Name	The Waiting Man
Final Rank	7
Fastest Section Time (Section)	0:10.59 (600m)
Top Speed [km/h] (Section)	70.6 (600m)
Race State	Finished



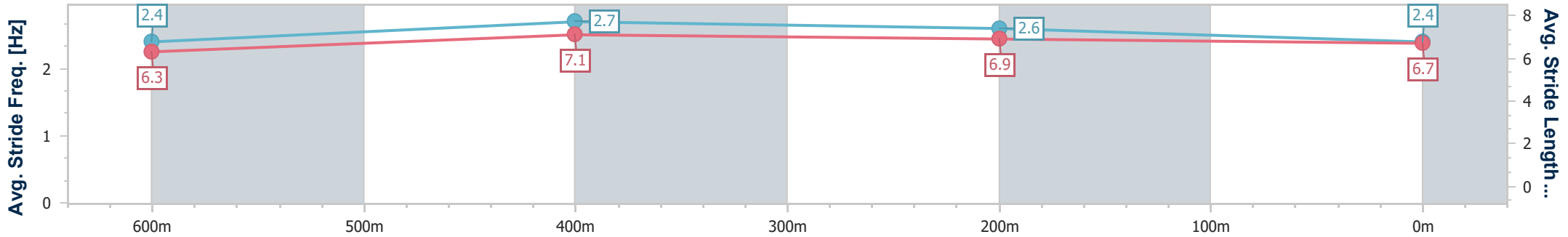
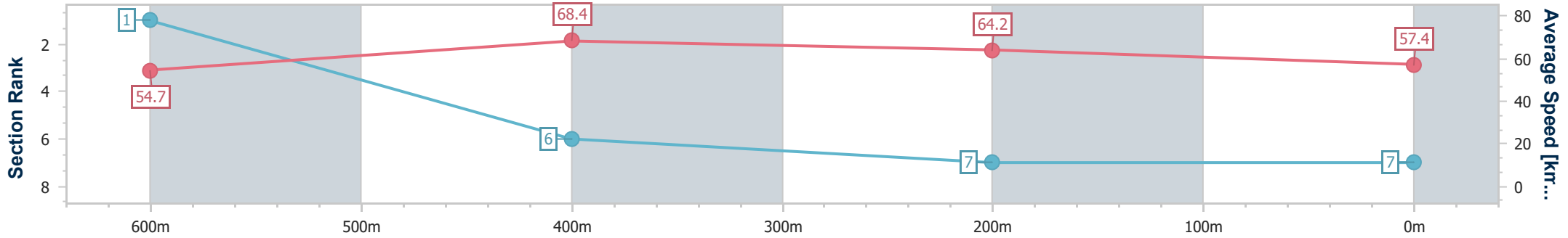
Ipswich QLD Professional  
 Race 2: AUSTRALIAN INDUSTRY TRADE COLLEGE  
 BENCHMARK 65 Handicap - 800m



30 May 2024 - 12:08

Track Rating: Soft 6, Weather: Overcast, Rail Position: +9m Entire

Section	Overall	600m	400m	200m
Section Times	0:47.65 [7] (0:13.21)	0:34.44 [1] (0:10.59)	0:23.85 [6] (0:11.26)	0:12.59 [7] (0:12.59)
Average Speed [km/h]	54.7	68.4	64.2	57.4
Top Speed [km/h]	70.2	70.6	66.7	62.2
Avg. Dist. to Rail [m]	4.4	2.2	2.1	2.5
Avg. Stride Freq. [Hz]	2.4	2.7	2.6	2.4
Avg. Stride Length [m]	6.3	7.1	6.9	6.7



- [ ] Ranking at each section and finish
- .-.- No data available at this section
- NA No data available