



Ipswich QLD Professional

Race 1: GRASON PARK Maiden Handicap - 800m

30 May 2024 - 11:33



Track Rating: Soft 6, Weather: Overcast, Rail Position: +9m Entire

| Section | | | | | | | | | | Last 600m | | |
|-------------|-----|--|-----------|------------------|-----------------|---------------------------|---------------------------|---------------------------|---------------------------|-----------|------------------------|----|
| Field Times | | Overall | 600m | 400m | 200m | | | | | | 0:32.98 | |
| | | (0:14.74) | (0:10.40) | (0:10.84) | (0:11.74) | | | | | | | |
| Rank | TAB | Horse/Jockey | Barrier | Top Speed [km/h] | Fastest Section | | | | | Margin | Distance Travelled [m] | |
| 1 | 4 | BAD FOREST Georgina Cartwright | 12 | 71.3 600m | 0:10.40 600m | 0:47.72 [1] (0:14.86) | 0:32.86 [3] (0:10.40) | 0:22.46 [3] (0:10.93) | 0:11.53 [3] (0:11.53) | 0:47.72 | 0:32.86 | |
| 2 | 3 | FIND YOUR OWN Michael Cahill | 8 | 71.4 Overall | 0:10.41 600m | 0:47.82 [2] (0:14.74) | 0:33.08 [1] (0:10.41) | 0:22.67 [2] (0:10.87) | 0:11.80 [2] (0:11.80) | 0.61L | 0:33.08 | -1 |
| 3 | 2 | LEVAR Emily Lang | 5 | 71.1 600m | 0:10.32 600m | 0:47.85 [3] (0:14.82) | 0:33.03 [2] (0:10.32) | 0:22.71 [1] (0:10.84) | 0:11.87 [1] (0:11.87) | 0.76L | 0:33.03 | +2 |
| 4 | 11 | NEEDAWINNA Adin Thompson | 7 | 70.3 600m | 0:10.48 600m | 0:47.93 [4] (0:15.09) | 0:32.84 [5] (0:10.48) | 0:22.36 [5] (0:11.02) | 0:11.34 [5] (0:11.34) | 1.26L | 0:32.84 | +1 |
| 5 | 10 | TUANAKI CREEK Hannah Phillips | 1 | 69.6 Overall | 0:10.52 600m | 0:47.99 [5] (0:14.95) | 0:33.04 [4] (0:10.52) | 0:22.52 [4] (0:11.03) | 0:11.49 [4] (0:11.49) | 1.58L | 0:33.04 | +2 |
| 6 | 6 | SCARLETT THUNDER James Orman | 9 | 71.6 Overall | 0:10.54 600m | 0:48.43 [6] (0:15.20) | 0:33.23 [7] (0:10.54) | 0:22.69 [7] (0:11.12) | 0:11.57 [6] (0:11.57) | 4.19L | 0:33.23 | +4 |
| 7 | 7 | LIPSTICK LIES Olivia Webb | 2 | 67.5 600m | 0:10.71 600m | 0:48.71 [7] (0:15.47) | 0:33.24 [8] (0:10.71) | 0:22.53 [8] (0:11.02) | 0:11.51 [8] (0:11.51) | 5.8L | 0:33.24 | +1 |
| 8 | 1 | FAST FUSION Cody Collis | 4 | 71.1 Overall | 0:10.52 600m | 0:48.87 [8] (0:15.16) | 0:33.71 [6] (0:10.52) | 0:23.19 [6] (0:11.22) | 0:11.97 [7] (0:11.97) | 6.75L | 0:33.71 | +1 |
| 9 | 8 | SHAKEN MARTINI Tahlia Fenlon | 3 | 69.1 600m | 0:10.67 600m | 0:49.60 [9] (0:15.59) | 0:34.01 [10] (0:10.67) | 0:23.34 [9] (0:11.35) | 0:11.99 [9] (0:11.99) | 11.09L | 0:34.01 | +1 |
| 10 | 9 | STARRY GIRL Wayne O'Connell | 10 | 67.4 600m | 0:10.95 600m | 0:50.30 [10] (0:15.50) | 0:34.80 [9] (0:10.95) | 0:23.85 [10] (0:11.58) | 0:12.27 [10] (0:12.27) | 15.2L | 0:34.80 | +1 |

Scratched: Split The Cash (#12), Hydros (#5)



| | |
|--------------------------------|----------------|
| Horse/Jockey Name | Bad Forest |
| Final Rank | 1 |
| Fastest Section Time (Section) | 0:10.40 (600m) |
| Top Speed [km/h] (Section) | 71.3 (600m) |
| Race State | Finished |



Ipswich QLD Professional

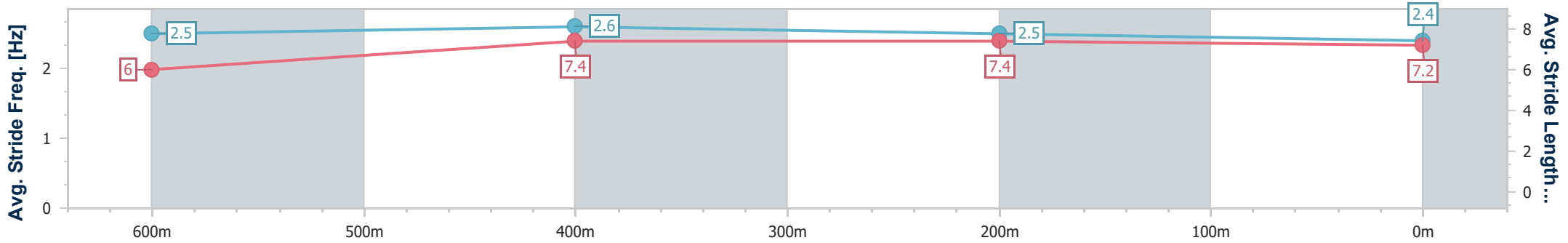
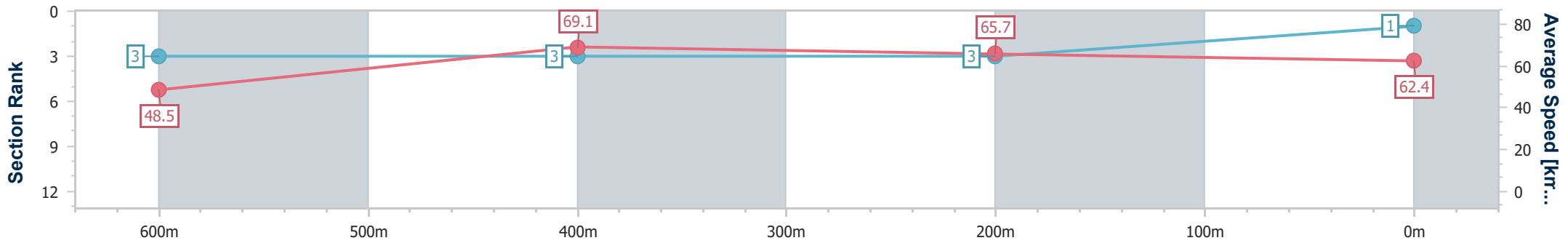
Race 1: GRASON PARK Maiden Handicap - 800m

30 May 2024 - 11:33



Track Rating: Soft 6, Weather: Overcast, Rail Position: +9m Entire

| Section | Overall | 600m | 400m | 200m |
|------------------------|--------------------------|--------------------------|--------------------------|--------------------------|
| Section Times | 0:47.72 [1] (0:14.86) | 0:32.86 [3] (0:10.40) | 0:22.46 [3] (0:10.93) | 0:11.53 [3] (0:11.53) |
| Average Speed [km/h] | 48.5 | 69.1 | 65.7 | 62.4 |
| Top Speed [km/h] | 69.9 | 71.3 | 66.3 | 65.4 |
| Avg. Dist. to Rail [m] | 7.1 | 0.8 | 0.8 | 0.5 |
| Avg. Stride Freq. [Hz] | 2.5 | 2.6 | 2.5 | 2.4 |
| Avg. Stride Length [m] | 6.0 | 7.4 | 7.4 | 7.2 |



- [] Ranking at each section and finish
- .-.- No data available at this section
- NA No data available



| | |
|--------------------------------|----------------|
| Horse/Jockey Name | Find Your Own |
| Final Rank | 2 |
| Fastest Section Time (Section) | 0:10.41 (600m) |
| Top Speed [km/h] (Section) | 71.4 (Overall) |
| Race State | Finished |



Ipswich QLD Professional

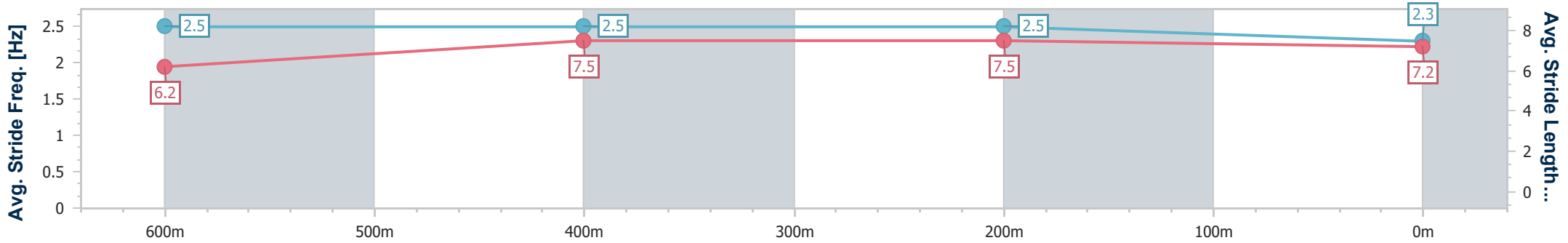
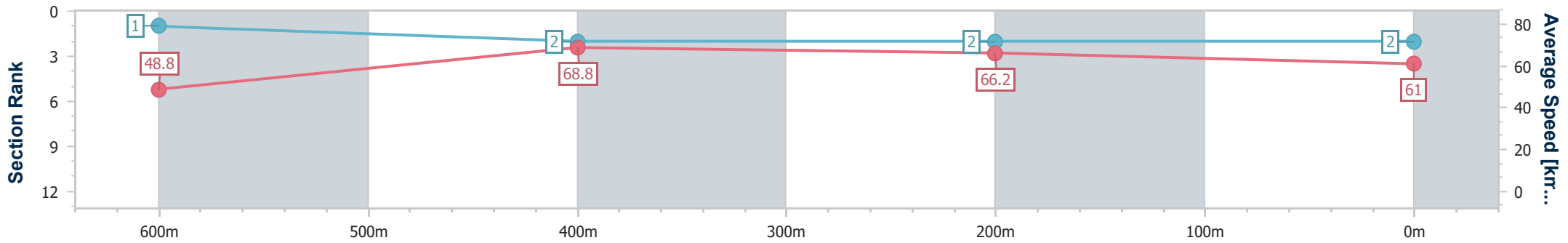
Race 1: GRASON PARK Maiden Handicap - 800m

30 May 2024 - 11:33



Track Rating: Soft 6, Weather: Overcast, Rail Position: +9m Entire

| Section | Overall | 600m | 400m | 200m |
|------------------------|--------------------------|--------------------------|--------------------------|--------------------------|
| Section Times | 0:47.82 [2] (0:14.74) | 0:33.08 [1] (0:10.41) | 0:22.67 [2] (0:10.87) | 0:11.80 [2] (0:11.80) |
| Average Speed [km/h] | 48.8 | 68.8 | 66.2 | 61.0 |
| Top Speed [km/h] | 71.4 | 70.6 | 67.3 | 64.6 |
| Avg. Dist. to Rail [m] | 4.7 | 1.1 | 0.8 | 1.2 |
| Avg. Stride Freq. [Hz] | 2.5 | 2.5 | 2.5 | 2.3 |
| Avg. Stride Length [m] | 6.2 | 7.5 | 7.5 | 7.2 |



- [] Ranking at each section and finish
- .-.- No data available at this section
- NA No data available



| | |
|--------------------------------|----------------|
| Horse/Jockey Name | Levar |
| Final Rank | 3 |
| Fastest Section Time (Section) | 0:10.32 (600m) |
| Top Speed [km/h] (Section) | 71.1 (600m) |
| Race State | Finished |



Ipswich QLD Professional

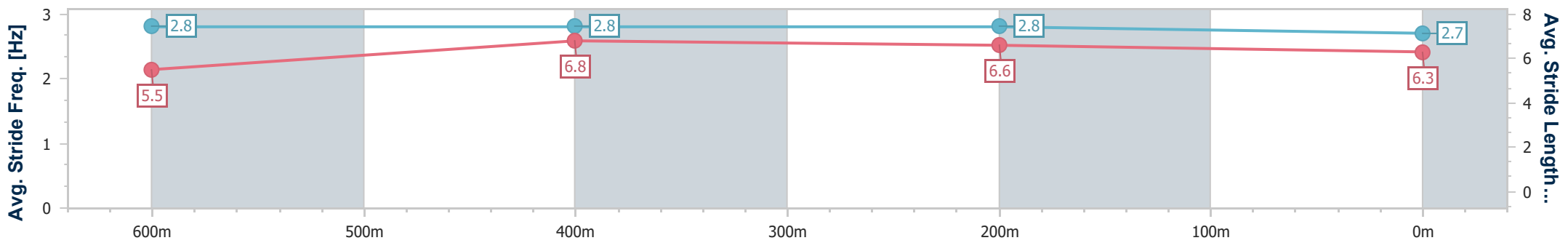
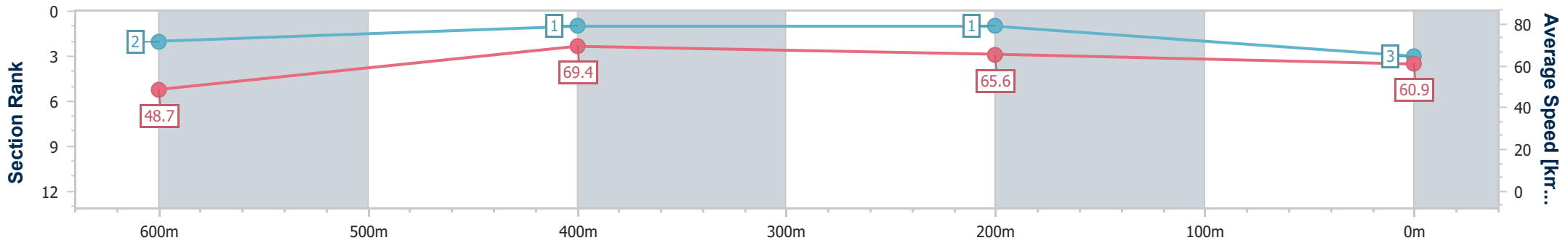
Race 1: GRASON PARK Maiden Handicap - 800m

30 May 2024 - 11:33



Track Rating: Soft 6, Weather: Overcast, Rail Position: +9m Entire

| Section | Overall | 600m | 400m | 200m |
|------------------------|--------------------------|--------------------------|--------------------------|--------------------------|
| Section Times | 0:47.85 [3] (0:14.82) | 0:33.03 [2] (0:10.32) | 0:22.71 [1] (0:10.84) | 0:11.87 [1] (0:11.87) |
| Average Speed [km/h] | 48.7 | 69.4 | 65.6 | 60.9 |
| Top Speed [km/h] | 70.8 | 71.1 | 66.7 | 64.6 |
| Avg. Dist. to Rail [m] | 2.3 | 1.5 | 2.1 | 1.9 |
| Avg. Stride Freq. [Hz] | 2.8 | 2.8 | 2.8 | 2.7 |
| Avg. Stride Length [m] | 5.5 | 6.8 | 6.6 | 6.3 |



- [] Ranking at each section and finish
- .-.- No data available at this section
- NA No data available



| | |
|--------------------------------|----------------|
| Horse/Jockey Name | Needawinna |
| Final Rank | 4 |
| Fastest Section Time (Section) | 0:10.48 (600m) |
| Top Speed [km/h] (Section) | 70.3 (600m) |
| Race State | Finished |



Ipswich QLD Professional

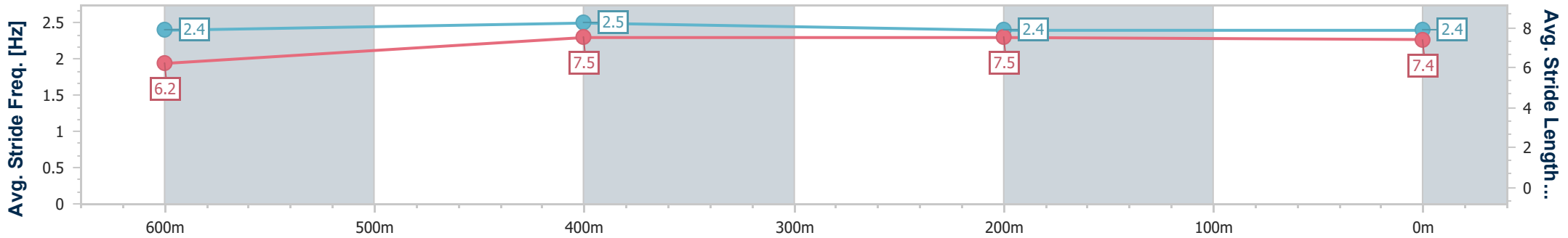
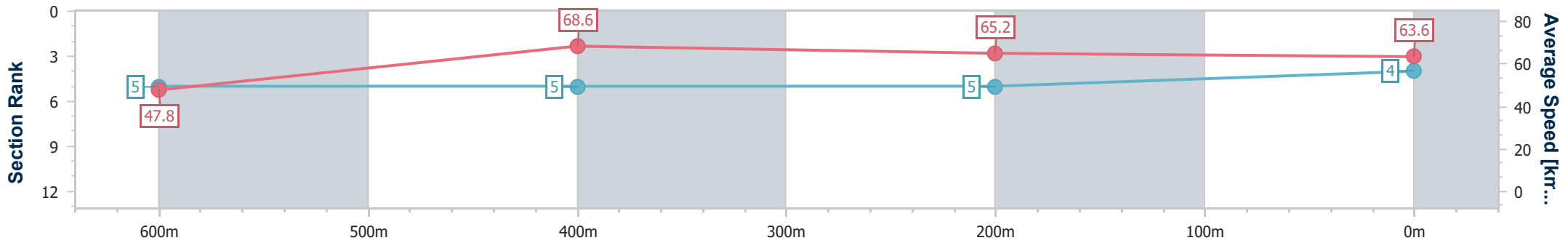
Race 1: GRASON PARK Maiden Handicap - 800m

30 May 2024 - 11:33



Track Rating: Soft 6, Weather: Overcast, Rail Position: +9m Entire

| Section | Overall | 600m | 400m | 200m |
|------------------------|--------------------------|--------------------------|--------------------------|--------------------------|
| Section Times | 0:47.93 [4] (0:15.09) | 0:32.84 [5] (0:10.48) | 0:22.36 [5] (0:11.02) | 0:11.34 [5] (0:11.34) |
| Average Speed [km/h] | 47.8 | 68.6 | 65.2 | 63.6 |
| Top Speed [km/h] | 69.6 | 70.3 | 66.3 | 64.5 |
| Avg. Dist. to Rail [m] | 2.9 | 0.4 | 0.5 | 1.7 |
| Avg. Stride Freq. [Hz] | 2.4 | 2.5 | 2.4 | 2.4 |
| Avg. Stride Length [m] | 6.2 | 7.5 | 7.5 | 7.4 |



- [] Ranking at each section and finish
- .-.- No data available at this section
- NA No data available



| | |
|--------------------------------|----------------|
| Horse/Jockey Name | Tuanaki Creek |
| Final Rank | 5 |
| Fastest Section Time (Section) | 0:10.52 (600m) |
| Top Speed [km/h] (Section) | 69.6 (Overall) |
| Race State | Finished |



Ipswich QLD Professional

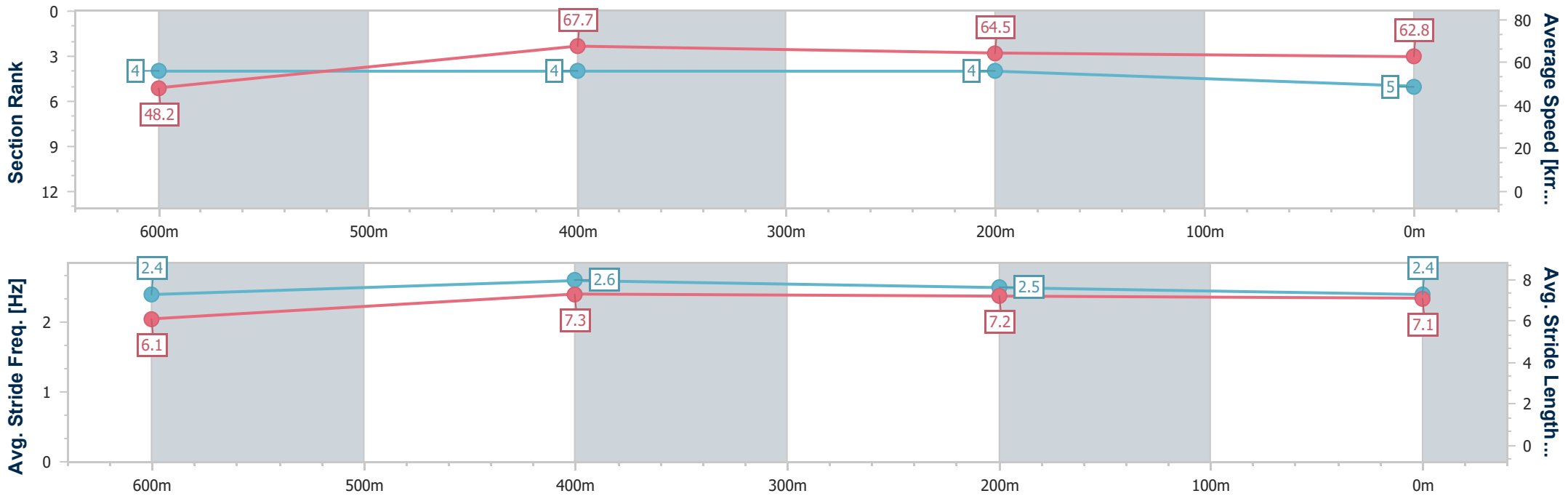
Race 1: GRASON PARK Maiden Handicap - 800m

30 May 2024 - 11:33



Track Rating: Soft 6, Weather: Overcast, Rail Position: +9m Entire

| Section | Overall | 600m | 400m | 200m |
|------------------------|--------------------------|--------------------------|--------------------------|--------------------------|
| Section Times | 0:47.99 [5] (0:14.95) | 0:33.04 [4] (0:10.52) | 0:22.52 [4] (0:11.03) | 0:11.49 [4] (0:11.49) |
| Average Speed [km/h] | 48.2 | 67.7 | 64.5 | 62.8 |
| Top Speed [km/h] | 69.6 | 69.6 | 66.1 | 63.9 |
| Avg. Dist. to Rail [m] | 0.9 | 2.8 | 1.8 | 0.9 |
| Avg. Stride Freq. [Hz] | 2.4 | 2.6 | 2.5 | 2.4 |
| Avg. Stride Length [m] | 6.1 | 7.3 | 7.2 | 7.1 |



- [] Ranking at each section and finish
- .-.- No data available at this section
- NA No data available



| | |
|--------------------------------|------------------|
| Horse/Jockey Name | Scarlett Thunder |
| Final Rank | 6 |
| Fastest Section Time (Section) | 0:10.54 (600m) |
| Top Speed [km/h] (Section) | 71.6 (Overall) |
| Race State | Finished |



Ipswich QLD Professional

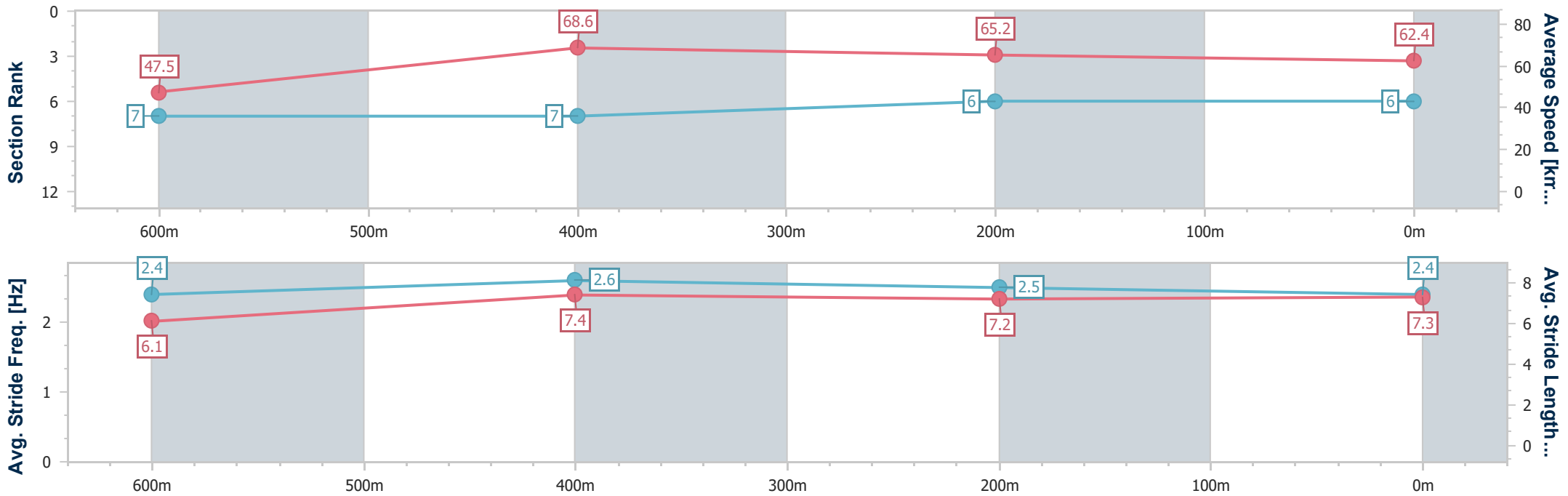
Race 1: GRASON PARK Maiden Handicap - 800m

30 May 2024 - 11:33



Track Rating: Soft 6, Weather: Overcast, Rail Position: +9m Entire

| Section | Overall | 600m | 400m | 200m |
|------------------------|--------------------------|--------------------------|--------------------------|--------------------------|
| Section Times | 0:48.43 [6] (0:15.20) | 0:33.23 [7] (0:10.54) | 0:22.69 [7] (0:11.12) | 0:11.57 [6] (0:11.57) |
| Average Speed [km/h] | 47.5 | 68.6 | 65.2 | 62.4 |
| Top Speed [km/h] | 71.6 | 71.3 | 66.8 | 63.8 |
| Avg. Dist. to Rail [m] | 4.9 | 1.7 | 2.7 | 3.2 |
| Avg. Stride Freq. [Hz] | 2.4 | 2.6 | 2.5 | 2.4 |
| Avg. Stride Length [m] | 6.1 | 7.4 | 7.2 | 7.3 |



- [] Ranking at each section and finish
- .-.- No data available at this section
- NA No data available



| | |
|--------------------------------|----------------|
| Horse/Jockey Name | Lipstick Lies |
| Final Rank | 7 |
| Fastest Section Time (Section) | 0:10.71 (600m) |
| Top Speed [km/h] (Section) | 67.5 (600m) |
| Race State | Finished |



Ipswich QLD Professional

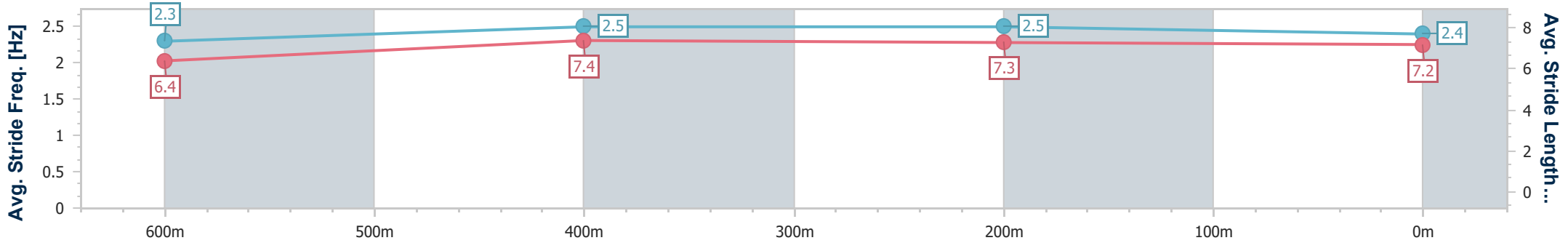
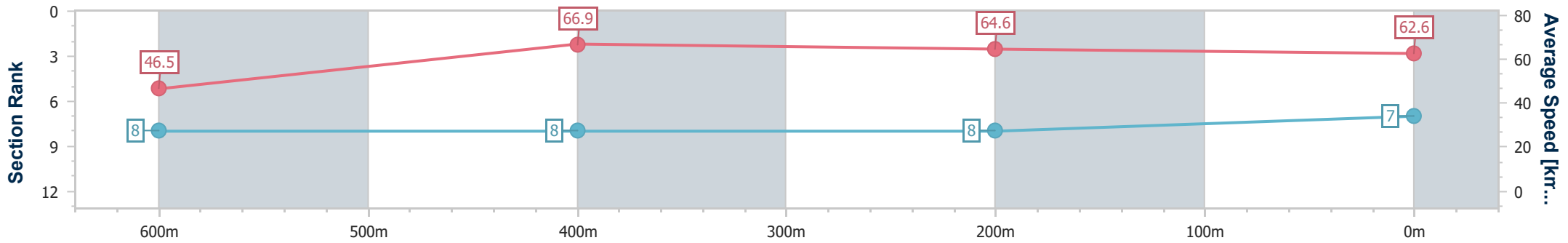
Race 1: GRASON PARK Maiden Handicap - 800m

30 May 2024 - 11:33



Track Rating: Soft 6, Weather: Overcast, Rail Position: +9m Entire

| Section | Overall | 600m | 400m | 200m |
|------------------------|--------------------------|--------------------------|--------------------------|--------------------------|
| Section Times | 0:48.71 [7] (0:15.47) | 0:33.24 [8] (0:10.71) | 0:22.53 [8] (0:11.02) | 0:11.51 [8] (0:11.51) |
| Average Speed [km/h] | 46.5 | 66.9 | 64.6 | 62.6 |
| Top Speed [km/h] | 67.2 | 67.5 | 66.3 | 64.0 |
| Avg. Dist. to Rail [m] | 1.3 | 2.0 | 1.8 | 1.4 |
| Avg. Stride Freq. [Hz] | 2.3 | 2.5 | 2.5 | 2.4 |
| Avg. Stride Length [m] | 6.4 | 7.4 | 7.3 | 7.2 |



- [] Ranking at each section and finish
- .-.- No data available at this section
- NA No data available



| | |
|--------------------------------|----------------|
| Horse/Jockey Name | Fast Fusion |
| Final Rank | 8 |
| Fastest Section Time (Section) | 0:10.52 (600m) |
| Top Speed [km/h] (Section) | 71.1 (Overall) |
| Race State | Finished |



Ipswich QLD Professional

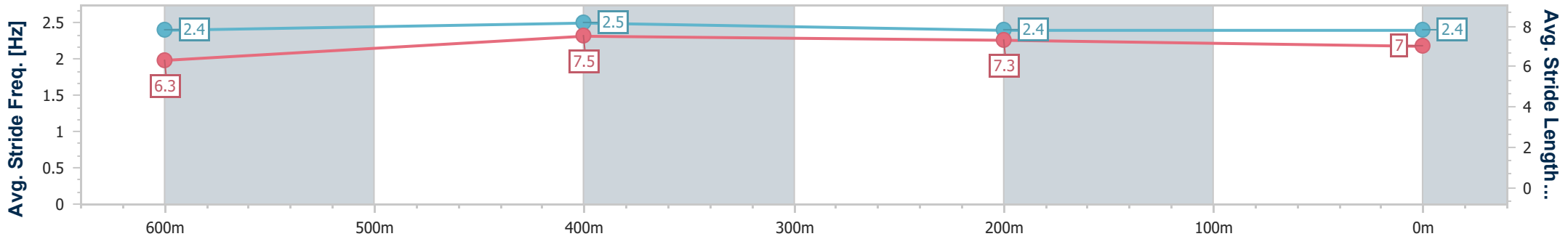
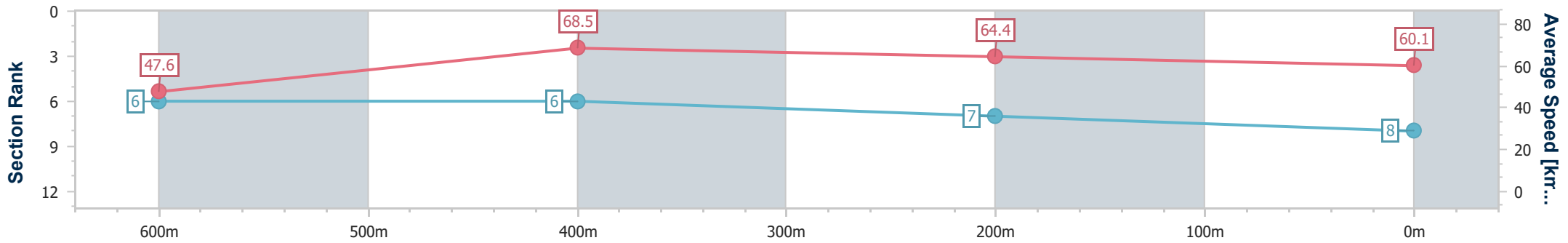
Race 1: GRASON PARK Maiden Handicap - 800m

30 May 2024 - 11:33



Track Rating: Soft 6, Weather: Overcast, Rail Position: +9m Entire

| Section | Overall | 600m | 400m | 200m |
|------------------------|--------------------------|--------------------------|--------------------------|--------------------------|
| Section Times | 0:48.87 [8] (0:15.16) | 0:33.71 [6] (0:10.52) | 0:23.19 [6] (0:11.22) | 0:11.97 [7] (0:11.97) |
| Average Speed [km/h] | 47.6 | 68.5 | 64.4 | 60.1 |
| Top Speed [km/h] | 71.1 | 70.5 | 66.0 | 62.7 |
| Avg. Dist. to Rail [m] | 3.1 | 0.8 | 0.5 | 0.9 |
| Avg. Stride Freq. [Hz] | 2.4 | 2.5 | 2.4 | 2.4 |
| Avg. Stride Length [m] | 6.3 | 7.5 | 7.3 | 7.0 |



- [] Ranking at each section and finish
- .-.- No data available at this section
- NA No data available



| | |
|--------------------------------|----------------|
| Horse/Jockey Name | Shaken Martini |
| Final Rank | 9 |
| Fastest Section Time (Section) | 0:10.67 (600m) |
| Top Speed [km/h] (Section) | 69.1 (600m) |
| Race State | Finished |



Ipswich QLD Professional

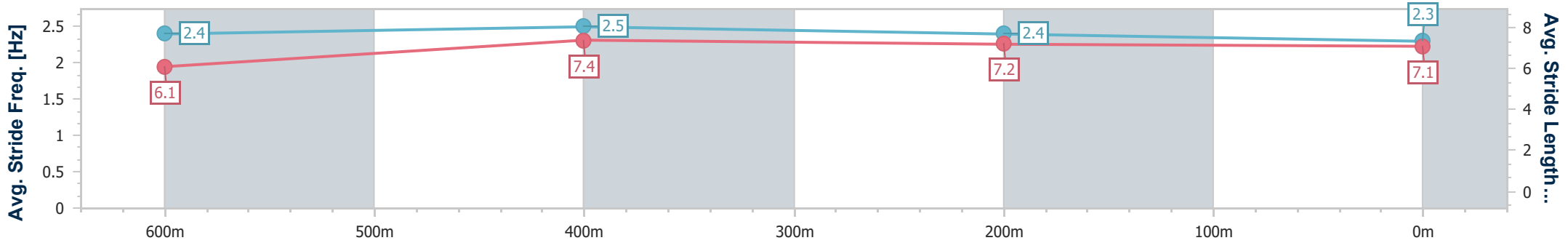
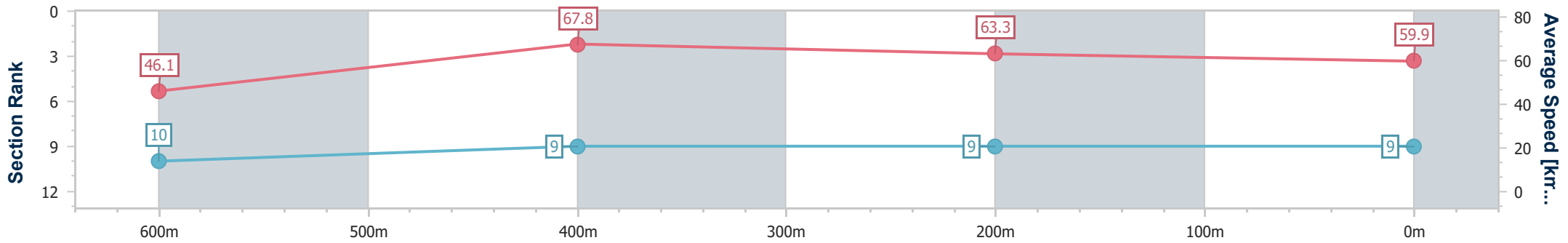
Race 1: GRASON PARK Maiden Handicap - 800m

30 May 2024 - 11:33



Track Rating: Soft 6, Weather: Overcast, Rail Position: +9m Entire

| Section | Overall | 600m | 400m | 200m |
|------------------------|--------------------------|---------------------------|--------------------------|--------------------------|
| Section Times | 0:49.60 [9] (0:15.59) | 0:34.01 [10] (0:10.67) | 0:23.34 [9] (0:11.35) | 0:11.99 [9] (0:11.99) |
| Average Speed [km/h] | 46.1 | 67.8 | 63.3 | 59.9 |
| Top Speed [km/h] | 67.7 | 69.1 | 65.7 | 63.5 |
| Avg. Dist. to Rail [m] | 3.4 | 0.4 | 0.6 | 1.3 |
| Avg. Stride Freq. [Hz] | 2.4 | 2.5 | 2.4 | 2.3 |
| Avg. Stride Length [m] | 6.1 | 7.4 | 7.2 | 7.1 |



- [] Ranking at each section and finish
- .-.- No data available at this section
- NA No data available



| | |
|--------------------------------|----------------|
| Horse/Jockey Name | Starry Girl |
| Final Rank | 10 |
| Fastest Section Time (Section) | 0:10.95 (600m) |
| Top Speed [km/h] (Section) | 67.4 (600m) |
| Race State | Finished |



Ipswich QLD Professional

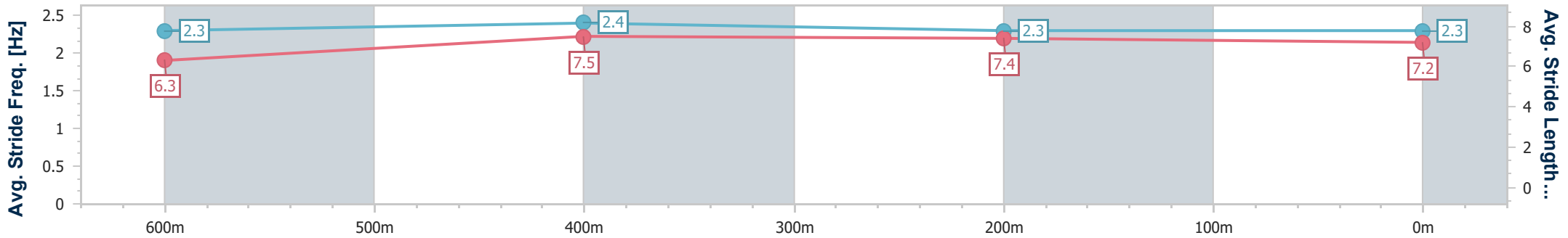
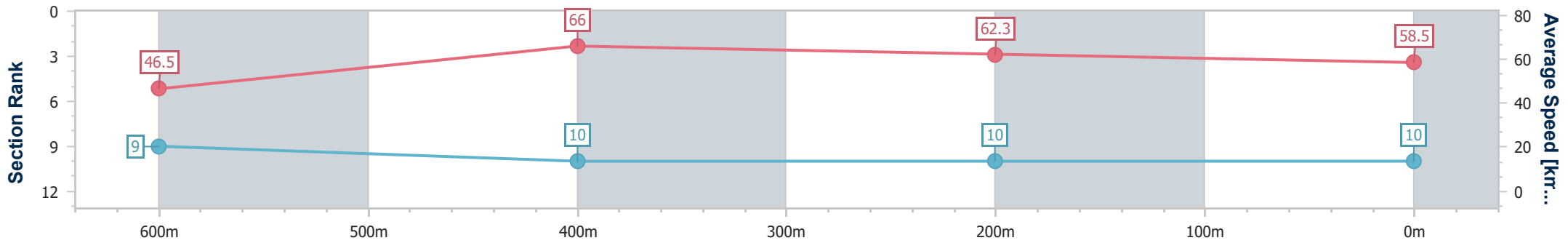
Race 1: GRASON PARK Maiden Handicap - 800m

30 May 2024 - 11:33



Track Rating: Soft 6, Weather: Overcast, Rail Position: +9m Entire

| Section | Overall | 600m | 400m | 200m |
|------------------------|---------------------------|--------------------------|---------------------------|---------------------------|
| Section Times | 0:50.30 [10] (0:15.50) | 0:34.80 [9] (0:10.95) | 0:23.85 [10] (0:11.58) | 0:12.27 [10] (0:12.27) |
| Average Speed [km/h] | 46.5 | 66.0 | 62.3 | 58.5 |
| Top Speed [km/h] | 66.6 | 67.4 | 65.3 | 60.8 |
| Avg. Dist. to Rail [m] | 7.1 | 1.2 | 0.6 | 1.6 |
| Avg. Stride Freq. [Hz] | 2.3 | 2.4 | 2.3 | 2.3 |
| Avg. Stride Length [m] | 6.3 | 7.5 | 7.4 | 7.2 |



- [] Ranking at each section and finish
- .-.- No data available at this section
- NA No data available



Ipswich QLD Professional
Race 2: AUSTRALIAN INDUSTRY TRADE COLLEGE BENCHMARK 65
Handicap - 800m
30 May 2024 - 12:08



Track Rating: Soft 6, Weather: Overcast, Rail Position: +9m Entire

| Section | | | | | | | | | | Last 600m | | |
|-------------|-----|--|----------------------|----------------------|----------------------|--------------------------|--------------------------|--------------------------|--------------------------|-----------|-----------|------------------------|
| Field Times | | Overall | 600m | 400m | 200m | | | | | | | |
| | | 0:45.87 (0:13.21) | 0:32.66 (0:10.16) | 0:22.50 (0:10.78) | 0:11.72 (0:11.72) | | | | | | 0:32.66 | |
| Rank | TAB | Horse/Jockey | Barrier | Top Speed [km/h] | Fastest Section | Overall | 600m | 400m | 200m | Margin | Last 600m | Distance Travelled [m] |
| 1 | 4 | THE LUCKY ALIEN Cody Collis | 1 | 71.6 600m | 0:10.15 600m | 0:45.87 [1] (0:13.25) | 0:32.62 [4] (0:10.15) | 0:22.47 [2] (0:10.75) | 0:11.72 [1] (0:11.72) | 0:45.87 | 0:32.62 | |
| 2 | 1 | WRITTLE Dylan Bennett | 2 | 71.7 600m | 0:10.21 600m | 0:45.87 [2] (0:13.54) | 0:32.33 [7] (0:10.21) | 0:22.12 [4] (0:10.64) | 0:11.48 [3] (0:11.48) | 0.02L | 0:32.33 | +1 |
| 3 | 3 | GOBLIN' DE QUO Corey Sutherland | 4 | 71.8 600m | 0:10.33 600m | 0:46.18 [3] (0:13.21) | 0:32.97 [2] (0:10.33) | 0:22.64 [3] (0:10.89) | 0:11.75 [4] (0:11.75) | 1.83L | 0:32.97 | +0 |
| 4 | 6 | RUSSIAN PINS Bailey Wheeler | 7 | 71.1 600m | 0:10.53 600m | 0:46.20 [4] (0:13.43) | 0:32.77 [5] (0:10.53) | 0:22.24 [7] (0:11.00) | 0:11.24 [6] (0:11.24) | 1.98L | 0:32.77 | +0 |
| 5 | 7 | SNEAKY STARTER Minonette Kennedy | 3 | 72.6 600m | 0:10.12 600m | 0:46.37 [5] (0:13.25) | 0:33.12 [3] (0:10.12) | 0:23.00 [1] (0:11.00) | 0:12.00 [2] (0:12.00) | 2.99L | 0:33.12 | +0 |
| 6 | 2 | BECAUSE THE NIGHT James Orman | 6 | 71.6 600m | 0:10.28 600m | 0:46.41 [6] (0:13.48) | 0:32.93 [6] (0:10.28) | 0:22.65 [5] (0:10.89) | 0:11.76 [5] (0:11.76) | 3.2L | 0:32.93 | -1 |
| 7 | 8 | THE WAITING MAN Wayne O'Connell | 5 | 70.6 600m | 0:10.59 600m | 0:47.65 [7] (0:13.21) | 0:34.44 [1] (0:10.59) | 0:23.85 [6] (0:11.26) | 0:12.59 [7] (0:12.59) | 10.5L | 0:34.44 | +2 |

Scratched: Pull The Tail (#5)

[] Ranking at each section and finish
 -:-:- No data available at this section
 NA No data available

SCN Saddle cloth number
 DNF Did not finish
 DNT Did not track



| | |
|--------------------------------|-----------------|
| Horse/Jockey Name | The Lucky Alien |
| Final Rank | 1 |
| Fastest Section Time (Section) | 0:10.15 (600m) |
| Top Speed [km/h] (Section) | 71.6 (600m) |
| Race State | Finished |



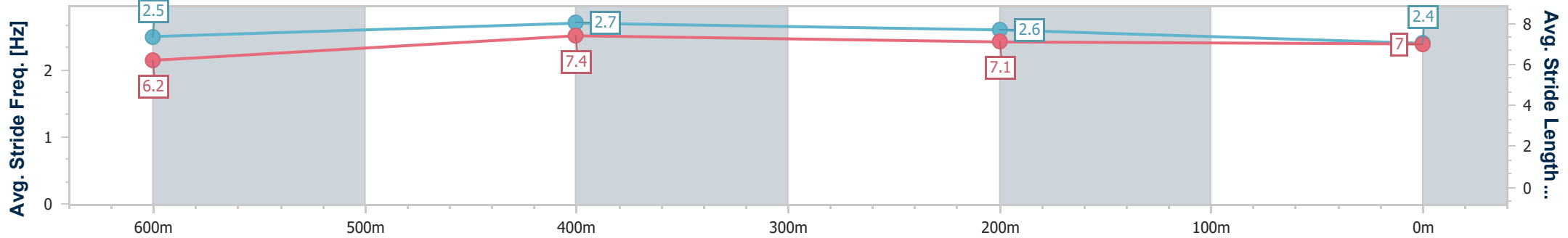
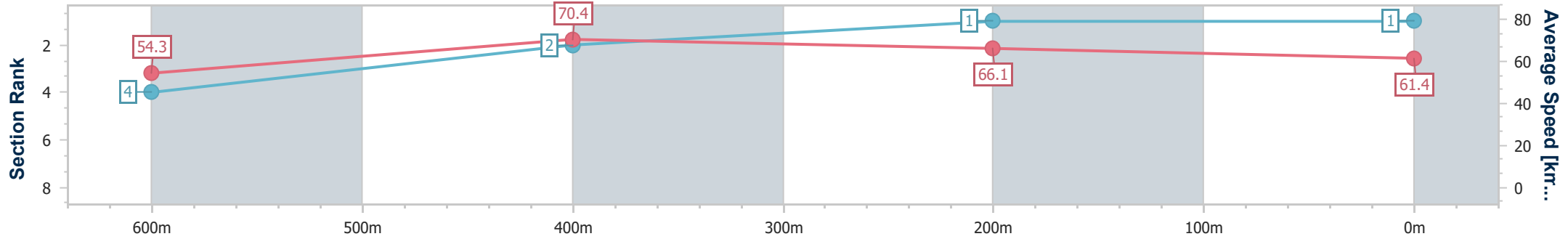
Ipswich QLD Professional
 Race 2: AUSTRALIAN INDUSTRY TRADE COLLEGE
 BENCHMARK 65 Handicap - 800m



30 May 2024 - 12:08

Track Rating: Soft 6, Weather: Overcast, Rail Position: +9m Entire

| Section | Overall | 600m | 400m | 200m |
|------------------------|--------------------------|--------------------------|--------------------------|--------------------------|
| Section Times | 0:45.87 [1] (0:13.25) | 0:32.62 [4] (0:10.15) | 0:22.47 [2] (0:10.75) | 0:11.72 [1] (0:11.72) |
| Average Speed [km/h] | 54.3 | 70.4 | 66.1 | 61.4 |
| Top Speed [km/h] | 71.6 | 71.6 | 67.6 | 64.2 |
| Avg. Dist. to Rail [m] | 0.9 | 2.0 | 3.1 | 2.8 |
| Avg. Stride Freq. [Hz] | 2.5 | 2.7 | 2.6 | 2.4 |
| Avg. Stride Length [m] | 6.2 | 7.4 | 7.1 | 7.0 |



- [] Ranking at each section and finish
- .-.- No data available at this section
- NA No data available



| | |
|--------------------------------|----------------|
| Horse/Jockey Name | Writtle |
| Final Rank | 2 |
| Fastest Section Time (Section) | 0:10.21 (600m) |
| Top Speed [km/h] (Section) | 71.7 (600m) |
| Race State | Finished |



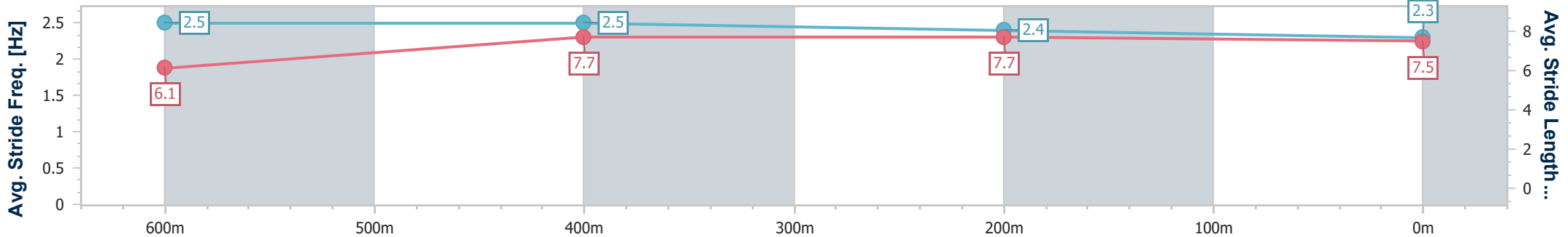
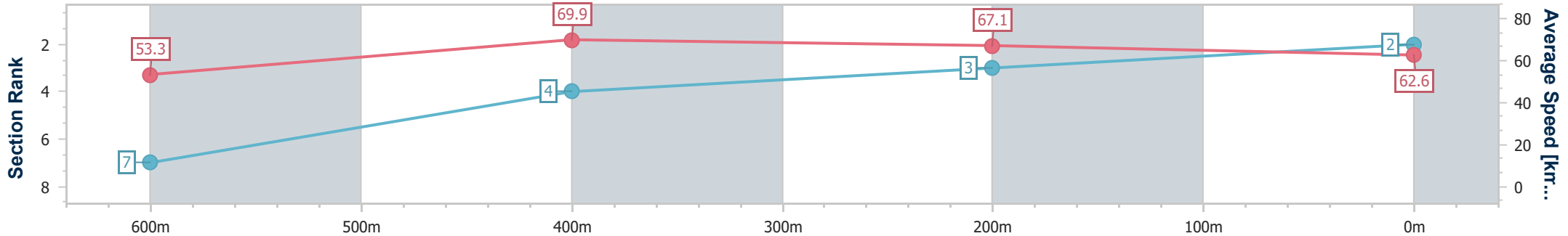
Ipswich QLD Professional
 Race 2: AUSTRALIAN INDUSTRY TRADE COLLEGE
 BENCHMARK 65 Handicap - 800m



30 May 2024 - 12:08

Track Rating: Soft 6, Weather: Overcast, Rail Position: +9m Entire

| Section | Overall | 600m | 400m | 200m |
|------------------------|--------------------------|--------------------------|--------------------------|--------------------------|
| Section Times | 0:45.87 [2] (0:13.54) | 0:32.33 [7] (0:10.21) | 0:22.12 [4] (0:10.64) | 0:11.48 [3] (0:11.48) |
| Average Speed [km/h] | 53.3 | 69.9 | 67.1 | 62.6 |
| Top Speed [km/h] | 70.4 | 71.7 | 68.6 | 65.6 |
| Avg. Dist. to Rail [m] | 1.2 | 1.8 | 1.7 | 0.5 |
| Avg. Stride Freq. [Hz] | 2.5 | 2.5 | 2.4 | 2.3 |
| Avg. Stride Length [m] | 6.1 | 7.7 | 7.7 | 7.5 |



- [] Ranking at each section and finish
- .-.- No data available at this section
- NA No data available



| | |
|--------------------------------|----------------|
| Horse/Jockey Name | Goblin' De Quo |
| Final Rank | 3 |
| Fastest Section Time (Section) | 0:10.33 (600m) |
| Top Speed [km/h] (Section) | 71.8 (600m) |
| Race State | Finished |



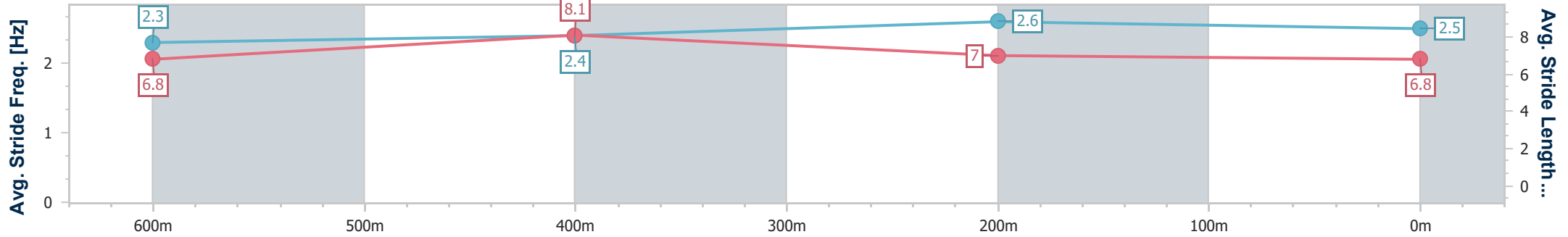
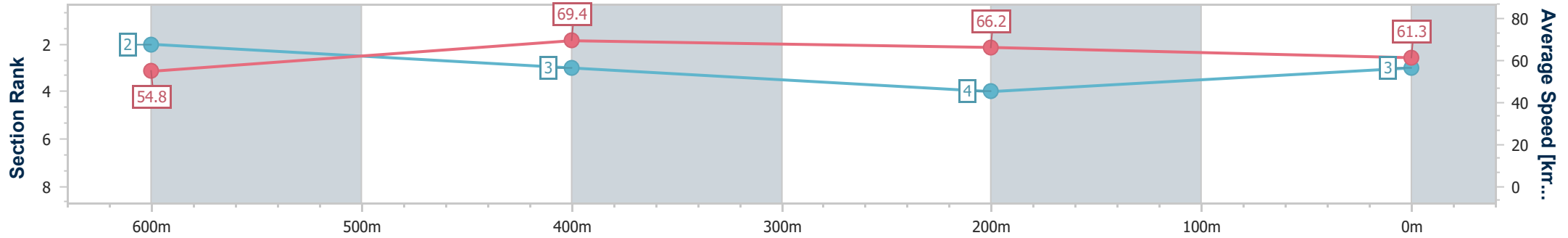
Ipswich QLD Professional
 Race 2: AUSTRALIAN INDUSTRY TRADE COLLEGE
 BENCHMARK 65 Handicap - 800m



30 May 2024 - 12:08

Track Rating: Soft 6, Weather: Overcast, Rail Position: +9m Entire

| Section | Overall | 600m | 400m | 200m |
|------------------------|--------------------------|--------------------------|--------------------------|--------------------------|
| Section Times | 0:46.18 [3] (0:13.21) | 0:32.97 [2] (0:10.33) | 0:22.64 [3] (0:10.89) | 0:11.75 [4] (0:11.75) |
| Average Speed [km/h] | 54.8 | 69.4 | 66.2 | 61.3 |
| Top Speed [km/h] | 71.7 | 71.8 | 68.4 | 65.9 |
| Avg. Dist. to Rail [m] | 2.7 | 0.3 | 1.1 | 4.2 |
| Avg. Stride Freq. [Hz] | 2.3 | 2.4 | 2.6 | 2.5 |
| Avg. Stride Length [m] | 6.8 | 8.1 | 7.0 | 6.8 |



- [] Ranking at each section and finish
- .-.- No data available at this section
- NA No data available



| | |
|--------------------------------|----------------|
| Horse/Jockey Name | Russian Pins |
| Final Rank | 4 |
| Fastest Section Time (Section) | 0:10.53 (600m) |
| Top Speed [km/h] (Section) | 71.1 (600m) |
| Race State | Finished |



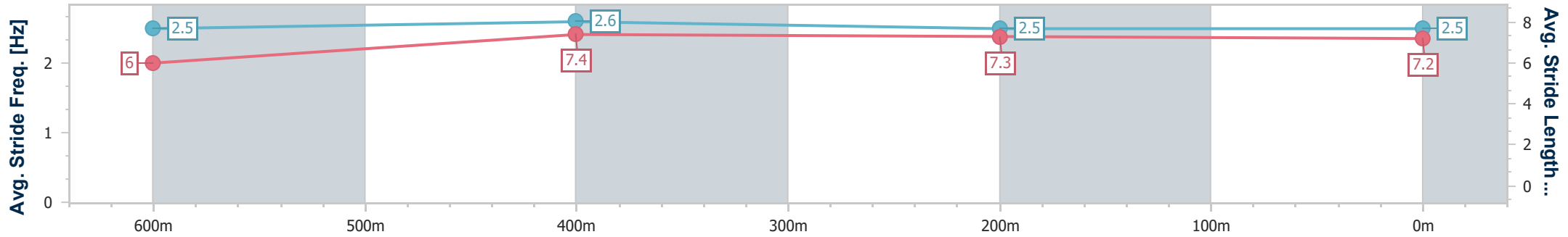
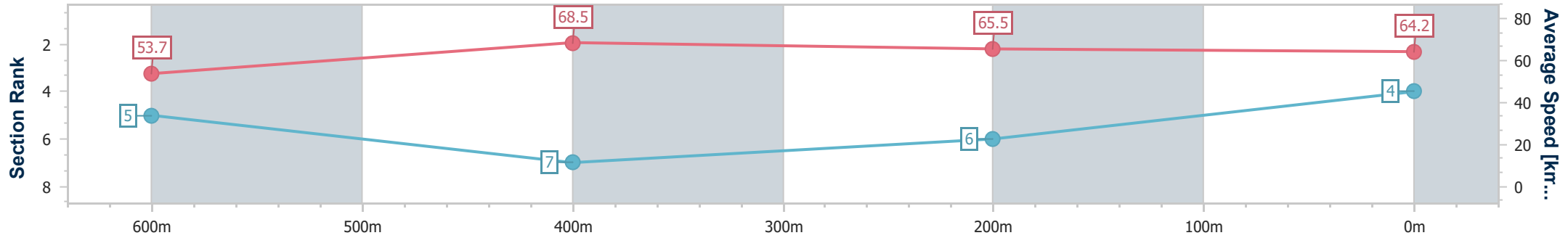
Ipswich QLD Professional
 Race 2: AUSTRALIAN INDUSTRY TRADE COLLEGE
 BENCHMARK 65 Handicap - 800m



30 May 2024 - 12:08

Track Rating: Soft 6, Weather: Overcast, Rail Position: +9m Entire

| Section | Overall | 600m | 400m | 200m |
|------------------------|--------------------------|--------------------------|--------------------------|--------------------------|
| Section Times | 0:46.20 [4] (0:13.43) | 0:32.77 [5] (0:10.53) | 0:22.24 [7] (0:11.00) | 0:11.24 [6] (0:11.24) |
| Average Speed [km/h] | 53.7 | 68.5 | 65.5 | 64.2 |
| Top Speed [km/h] | 70.7 | 71.1 | 66.9 | 65.9 |
| Avg. Dist. to Rail [m] | 5.3 | 1.6 | 0.3 | 0.4 |
| Avg. Stride Freq. [Hz] | 2.5 | 2.6 | 2.5 | 2.5 |
| Avg. Stride Length [m] | 6.0 | 7.4 | 7.3 | 7.2 |



- [] Ranking at each section and finish
- .-.- No data available at this section
- NA No data available



| | |
|--------------------------------|----------------|
| Horse/Jockey Name | Sneaky Starter |
| Final Rank | 5 |
| Fastest Section Time (Section) | 0:10.12 (600m) |
| Top Speed [km/h] (Section) | 72.6 (600m) |
| Race State | Finished |

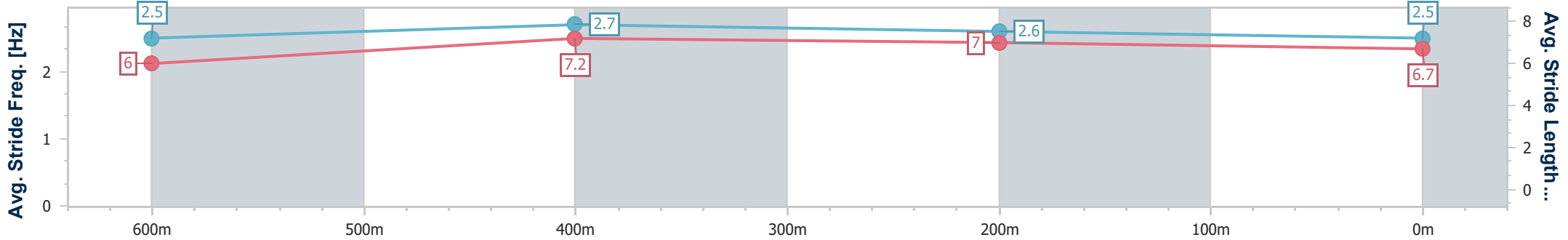
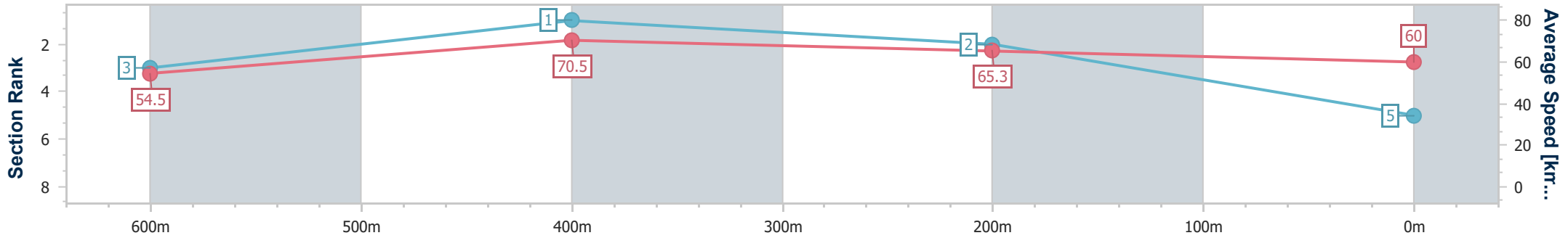


Ipswich QLD Professional
 Race 2: AUSTRALIAN INDUSTRY TRADE COLLEGE
 BENCHMARK 65 Handicap - 800m
 30 May 2024 - 12:08



Track Rating: Soft 6, Weather: Overcast, Rail Position: +9m Entire

| Section | Overall | 600m | 400m | 200m |
|------------------------|--------------------------|--------------------------|--------------------------|--------------------------|
| Section Times | 0:46.37 [5] (0:13.25) | 0:33.12 [3] (0:10.12) | 0:23.00 [1] (0:11.00) | 0:12.00 [2] (0:12.00) |
| Average Speed [km/h] | 54.5 | 70.5 | 65.3 | 60.0 |
| Top Speed [km/h] | 72.3 | 72.6 | 67.5 | 63.9 |
| Avg. Dist. to Rail [m] | 1.9 | 1.1 | 1.3 | 2.2 |
| Avg. Stride Freq. [Hz] | 2.5 | 2.7 | 2.6 | 2.5 |
| Avg. Stride Length [m] | 6.0 | 7.2 | 7.0 | 6.7 |



- [] Ranking at each section and finish
- .-.- No data available at this section
- NA No data available



| | |
|--------------------------------|-------------------|
| Horse/Jockey Name | Because The Night |
| Final Rank | 6 |
| Fastest Section Time (Section) | 0:10.28 (600m) |
| Top Speed [km/h] (Section) | 71.6 (600m) |
| Race State | Finished |

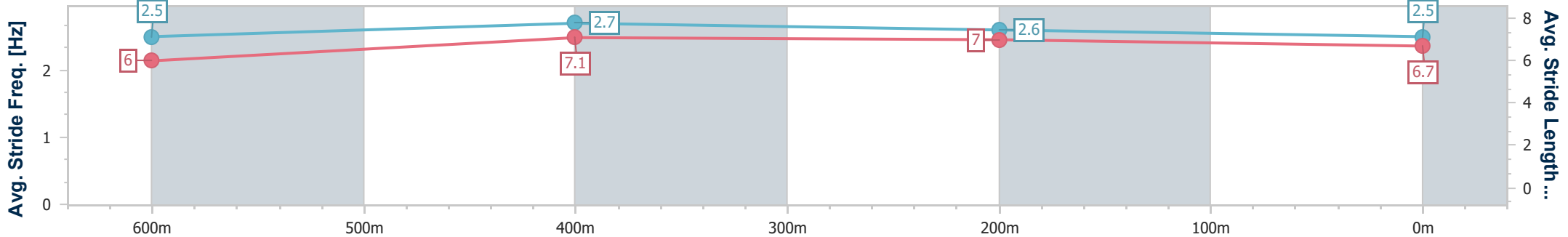
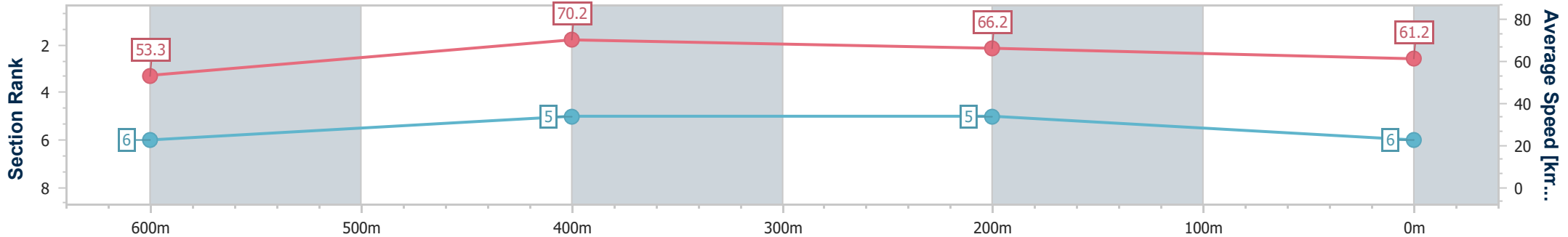


Ipswich QLD Professional
 Race 2: AUSTRALIAN INDUSTRY TRADE COLLEGE
 BENCHMARK 65 Handicap - 800m
 30 May 2024 - 12:08



Track Rating: Soft 6, Weather: Overcast, Rail Position: +9m Entire

| Section | Overall | 600m | 400m | 200m |
|------------------------|--------------------------|--------------------------|--------------------------|--------------------------|
| Section Times | 0:46.41 [6] (0:13.48) | 0:32.93 [6] (0:10.28) | 0:22.65 [5] (0:10.89) | 0:11.76 [5] (0:11.76) |
| Average Speed [km/h] | 53.3 | 70.2 | 66.2 | 61.2 |
| Top Speed [km/h] | 71.2 | 71.6 | 67.8 | 64.4 |
| Avg. Dist. to Rail [m] | 4.2 | 0.6 | 1.5 | 5.3 |
| Avg. Stride Freq. [Hz] | 2.5 | 2.7 | 2.6 | 2.5 |
| Avg. Stride Length [m] | 6.0 | 7.1 | 7.0 | 6.7 |



- [] Ranking at each section and finish
- .-.- No data available at this section
- NA No data available



| | |
|--------------------------------|-----------------|
| Horse/Jockey Name | The Waiting Man |
| Final Rank | 7 |
| Fastest Section Time (Section) | 0:10.59 (600m) |
| Top Speed [km/h] (Section) | 70.6 (600m) |
| Race State | Finished |



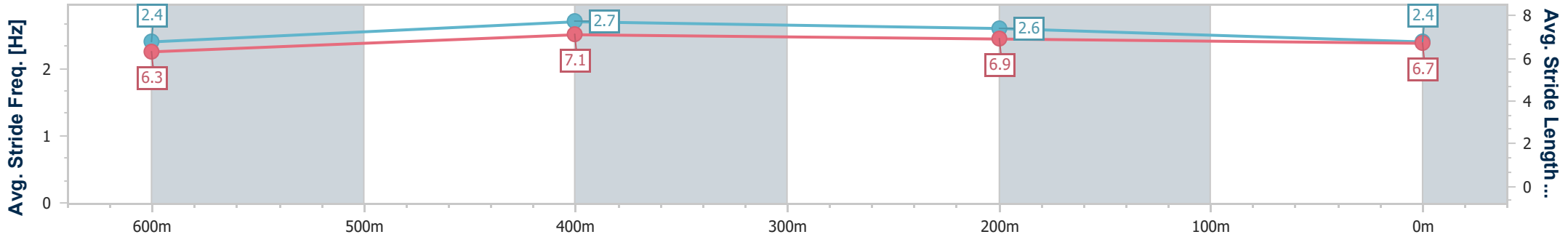
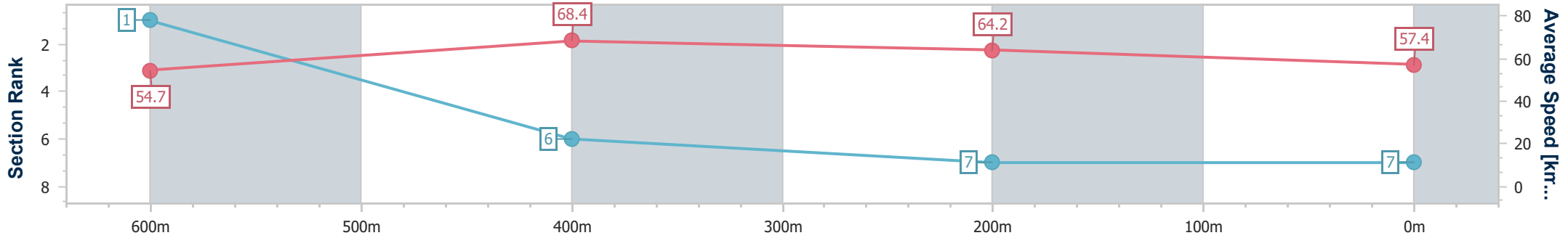
Ipswich QLD Professional
 Race 2: AUSTRALIAN INDUSTRY TRADE COLLEGE
 BENCHMARK 65 Handicap - 800m



30 May 2024 - 12:08

Track Rating: Soft 6, Weather: Overcast, Rail Position: +9m Entire

| Section | Overall | 600m | 400m | 200m |
|------------------------|--------------------------|--------------------------|--------------------------|--------------------------|
| Section Times | 0:47.65 [7] (0:13.21) | 0:34.44 [1] (0:10.59) | 0:23.85 [6] (0:11.26) | 0:12.59 [7] (0:12.59) |
| Average Speed [km/h] | 54.7 | 68.4 | 64.2 | 57.4 |
| Top Speed [km/h] | 70.2 | 70.6 | 66.7 | 62.2 |
| Avg. Dist. to Rail [m] | 4.4 | 2.2 | 2.1 | 2.5 |
| Avg. Stride Freq. [Hz] | 2.4 | 2.7 | 2.6 | 2.4 |
| Avg. Stride Length [m] | 6.3 | 7.1 | 6.9 | 6.7 |



- [] Ranking at each section and finish
- .-.- No data available at this section
- NA No data available

Track Rating: Soft 6, Weather: Overcast, Rail Position: +9m Entire

| Section | Overall | 1200m | 1000m | 800m | 600m | 400m | Last 600m | | | | | | |
|-------------|----------------------|---|----------------------|----------------------|----------------------|--------------------------|--------------------------|--------------------------|--------------------------|--------------------------|--------------------------|---------|----|
| Field Times | 1:23.20 (0:11.65) | 1:11.55 (0:11.85) | 0:59.70 (0:12.25) | 0:47.45 (0:12.43) | 0:35.02 (0:12.06) | 0:22.96 (0:11.47) | 0:35.02 | | | | | | |
| Rank | TAB | Horse/Jockey | Barrier | Top Speed [km/h] | Fastest Section | | | | | | Distance Travelled [m] | | |
| 1 | 5 | POPE CODY Boris Thornton | 7 | 65.8 400m | 0:11.28 400m | 1:23.20 [1] (0:12.12) | 1:11.08 [6] (0:11.97) | 0:59.11 [6] (0:12.35) | 0:46.76 [6] (0:12.27) | 0:34.49 [5] (0:11.72) | 0:22.77 [3] (0:11.28) | 0:34.49 | |
| 2 | 9 | LIPAROTA Cejay Graham | 5 | 63.8 400m | 0:11.49 400m | 1:23.65 [2] (0:11.71) | 1:11.94 [2] (0:11.91) | 1:00.03 [2] (0:12.28) | 0:47.75 [2] (0:12.42) | 0:35.33 [2] (0:11.97) | 0:23.36 [2] (0:11.49) | 0:35.33 | -2 |
| 3 | 7 | HERE'S TO POWER Jag Guthmann-Chester | 4 | 62.7 1200m | 0:11.65 Overall | 1:24.02 [3] (0:11.65) | 1:12.37 [1] (0:11.85) | 1:00.52 [1] (0:12.25) | 0:48.27 [1] (0:12.43) | 0:35.84 [1] (0:12.06) | 0:23.78 [1] (0:11.74) | 0:35.84 | -4 |
| 4 | 1 | AQUAHOLIC Jake Bayliss | 2 | 62.5 400m | 0:11.70 400m | 1:24.07 [4] (0:11.83) | 1:12.24 [4] (0:11.98) | 1:00.26 [4] (0:12.29) | 0:47.97 [4] (0:12.34) | 0:35.63 [3] (0:12.00) | 0:23.63 [4] (0:11.70) | 0:35.63 | +3 |
| 5 | 3 | HORRIBLE HANK Hannah Richardson | 1 | 61.8 400m | 0:11.71 400m | 1:24.64 [5] (0:11.83) | 1:12.81 [3] (0:11.97) | 1:00.84 [3] (0:12.24) | 0:48.60 [3] (0:12.44) | 0:36.16 [4] (0:12.02) | 0:24.14 [5] (0:11.71) | 0:36.16 | -3 |
| 6 | 10 | MISHANI EMPIRE Jason Taylor | 3 | 61.9 400m | 0:11.82 400m | 1:24.90 [6] (0:12.18) | 1:12.72 [7] (0:11.91) | 1:00.81 [5] (0:12.29) | 0:48.52 [5] (0:12.37) | 0:36.15 [6] (0:11.94) | 0:24.21 [6] (0:11.82) | 0:36.15 | -2 |
| 7 | 8 | I'MA CHARMER Madeleine Wishart | 8 | 61.6 400m | 0:11.82 400m | 1:25.02 [7] (0:11.89) | 1:13.13 [5] (0:12.37) | 1:00.76 [7] (0:12.37) | 0:48.39 [7] (0:12.33) | 0:36.06 [7] (0:11.93) | 0:24.13 [7] (0:11.82) | 0:36.06 | +2 |

Scratched: Enidzel (#2), Makeminemilo (#4), San Jose Boy (#6), Zephyrz Zoom (#11)



Ipswich QLD Professional

Race 3: SEVEN NEWS QTIS Two-Year-Old Maiden Plate - 1350m

30 May 2024 - 12:49



Track Rating: Soft 6, Weather: Overcast, Rail Position: +9m Entire

| Section | | | | 200m | | | | Last 600m | |
|-------------|-----|--|---------|----------------------|--------------------|--------------------------|---------|-----------|------------------------|
| Field Times | | | | 0:11.49 (0:11.49) | | | | 0:35.02 | |
| Rank | TAB | Horse/Jockey | Barrier | Top Speed [km/h] | Fastest Section | Margin | | | Distance Travelled [m] |
| 1 | 5 | POPE CODY Boris Thornton | 7 | 65.8 400m | 0:11.28 400m | 0:11.49 [1] (0:11.49) | 1:23.20 | | 0:34.49 |
| 2 | 9 | LIPAROTA Cejay Graham | 5 | 63.8 400m | 0:11.49 400m | 0:11.87 [2] (0:11.87) | 2.6L | | 0:35.33 -2 |
| 3 | 7 | HERE'S TO POWER Jag Guthmann-Chester | 4 | 62.7 1200m | 0:11.65 Overall | 0:12.04 [3] (0:12.04) | 4.77L | | 0:35.84 -4 |
| 4 | 1 | AQUAHOLIC Jake Bayliss | 2 | 62.5 400m | 0:11.70 400m | 0:11.93 [4] (0:11.93) | 5.11L | | 0:35.63 +3 |
| 5 | 3 | HORRIBLE HANK Hannah Richardson | 1 | 61.8 400m | 0:11.71 400m | 0:12.43 [5] (0:12.43) | 8.43L | | 0:36.16 -3 |
| 6 | 10 | MISHANI EMPIRE Jason Taylor | 3 | 61.9 400m | 0:11.82 400m | 0:12.39 [6] (0:12.39) | 9.99L | | 0:36.15 -2 |
| 7 | 8 | I'MA CHARMER Madeleine Wishart | 8 | 61.6 400m | 0:11.82 400m | 0:12.31 [7] (0:12.31) | 10.69L | | 0:36.06 +2 |

Scratched: Enidzel (#2), Makeminemilo (#4), San Jose Boy (#6), Zephyrz Zoom (#11)

[] Ranking at each section and finish
 -:-:- No data available at this section
 NA No data available

SCN Saddle cloth number
 DNF Did not finish
 DNT Did not track



| | |
|--------------------------------|----------------|
| Horse/Jockey Name | Pope Cody |
| Final Rank | 1 |
| Fastest Section Time (Section) | 0:11.28 (400m) |
| Top Speed [km/h] (Section) | 65.8 (400m) |
| Race State | Finished |



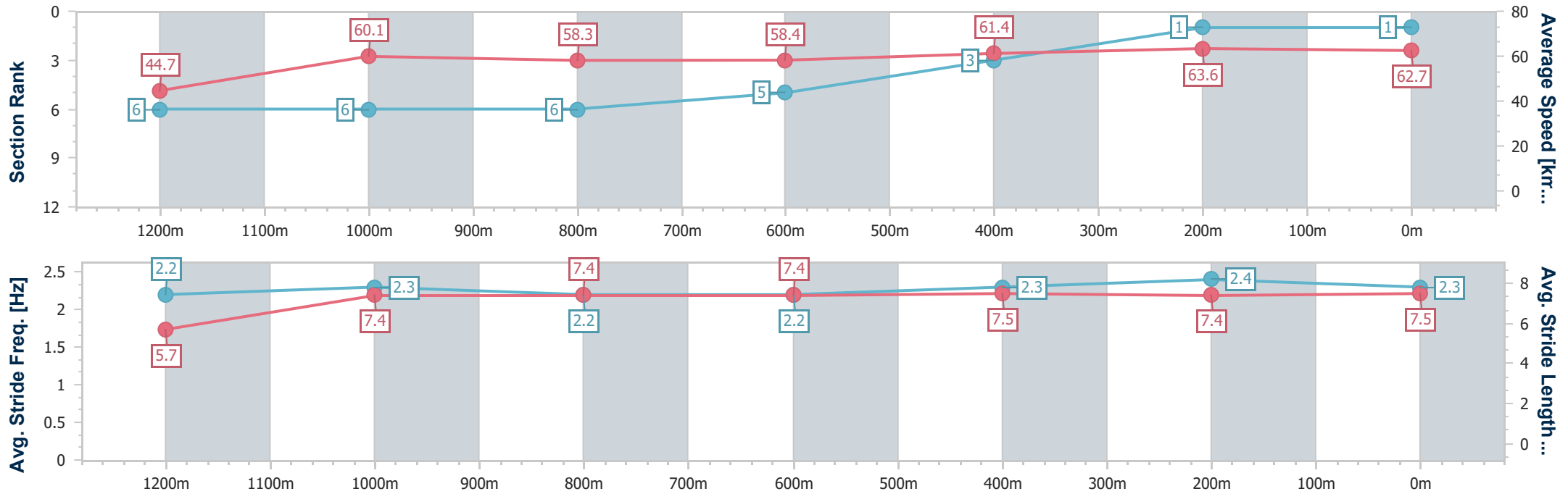
Ipswich QLD Professional
Race 3: SEVEN NEWS QTIS Two-Year-Old Maiden Plate - 1350m



30 May 2024 - 12:49

Track Rating: Soft 6, Weather: Overcast, Rail Position: +9m Entire

| Section | Overall | 1200m | 1000m | 800m | 600m | 400m | 200m |
|------------------------|--------------------------|--------------------------|--------------------------|--------------------------|--------------------------|--------------------------|--------------------------|
| Section Times | 1:23.20 [1] (0:12.12) | 1:11.08 [6] (0:11.97) | 0:59.11 [6] (0:12.35) | 0:46.76 [6] (0:12.27) | 0:34.49 [5] (0:11.72) | 0:22.77 [3] (0:11.28) | 0:11.49 [1] (0:11.49) |
| Average Speed [km/h] | 44.7 | 60.1 | 58.3 | 58.4 | 61.4 | 63.6 | 62.7 |
| Top Speed [km/h] | 60.9 | 62.2 | 59.1 | 60.0 | 63.1 | 65.8 | 64.7 |
| Avg. Dist. to Rail [m] | 2.3 | 0.5 | 0.3 | 0.9 | 0.8 | 0.3 | 0.5 |
| Avg. Stride Freq. [Hz] | 2.2 | 2.3 | 2.2 | 2.2 | 2.3 | 2.4 | 2.3 |
| Avg. Stride Length [m] | 5.7 | 7.4 | 7.4 | 7.4 | 7.5 | 7.4 | 7.5 |



- [] Ranking at each section and finish
- .-.- No data available at this section
- NA No data available



| | |
|--------------------------------|----------------|
| Horse/Jockey Name | Liparota |
| Final Rank | 2 |
| Fastest Section Time (Section) | 0:11.49 (400m) |
| Top Speed [km/h] (Section) | 63.8 (400m) |
| Race State | Finished |



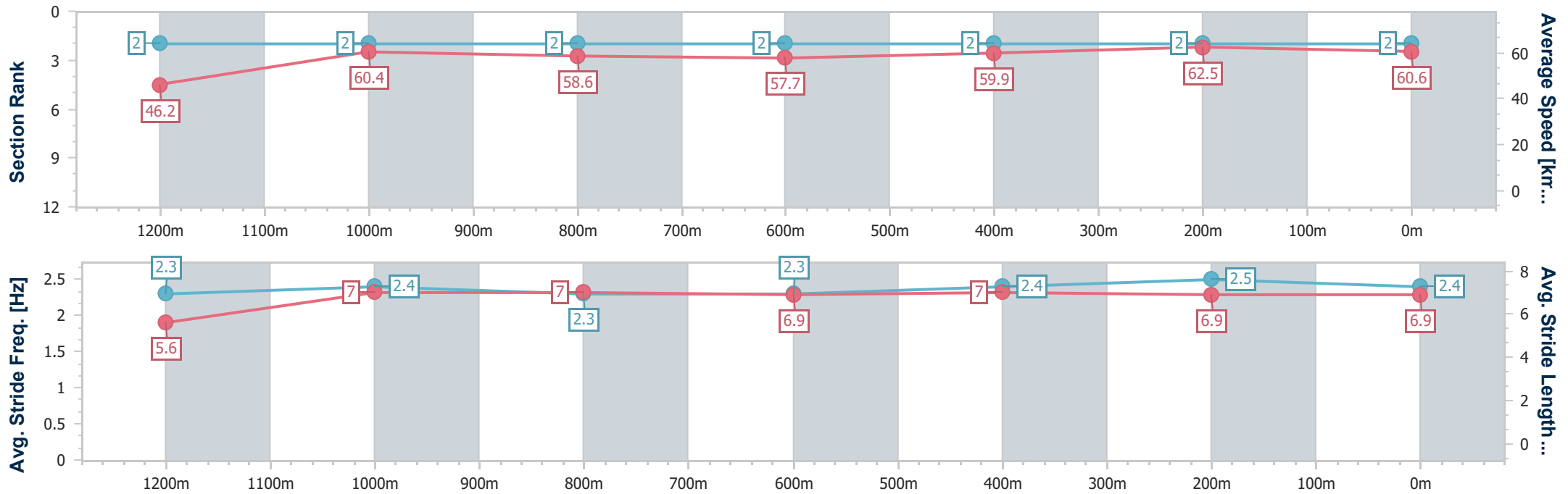
Ipswich QLD Professional
Race 3: SEVEN NEWS QTIS Two-Year-Old Maiden Plate - 1350m



30 May 2024 - 12:49

Track Rating: Soft 6, Weather: Overcast, Rail Position: +9m Entire

| Section | Overall | 1200m | 1000m | 800m | 600m | 400m | 200m |
|------------------------|--------------------------|--------------------------|--------------------------|--------------------------|--------------------------|--------------------------|--------------------------|
| Section Times | 1:23.65 [2] (0:11.71) | 1:11.94 [2] (0:11.91) | 1:00.03 [2] (0:12.28) | 0:47.75 [2] (0:12.42) | 0:35.33 [2] (0:11.97) | 0:23.36 [2] (0:11.49) | 0:11.87 [2] (0:11.87) |
| Average Speed [km/h] | 46.2 | 60.4 | 58.6 | 57.7 | 59.9 | 62.5 | 60.6 |
| Top Speed [km/h] | 61.5 | 62.7 | 59.1 | 59.1 | 61.7 | 63.8 | 62.1 |
| Avg. Dist. to Rail [m] | 2.6 | 0.8 | 0.4 | 0.9 | 0.7 | 0.8 | 0.3 |
| Avg. Stride Freq. [Hz] | 2.3 | 2.4 | 2.3 | 2.3 | 2.4 | 2.5 | 2.4 |
| Avg. Stride Length [m] | 5.6 | 7.0 | 7.0 | 6.9 | 7.0 | 6.9 | 6.9 |



- [] Ranking at each section and finish
- .-.- No data available at this section
- NA No data available



| | |
|--------------------------------|-------------------|
| Horse/Jockey Name | Here's To Power |
| Final Rank | 3 |
| Fastest Section Time (Section) | 0:11.65 (Overall) |
| Top Speed [km/h] (Section) | 62.7 (1200m) |
| Race State | Finished |



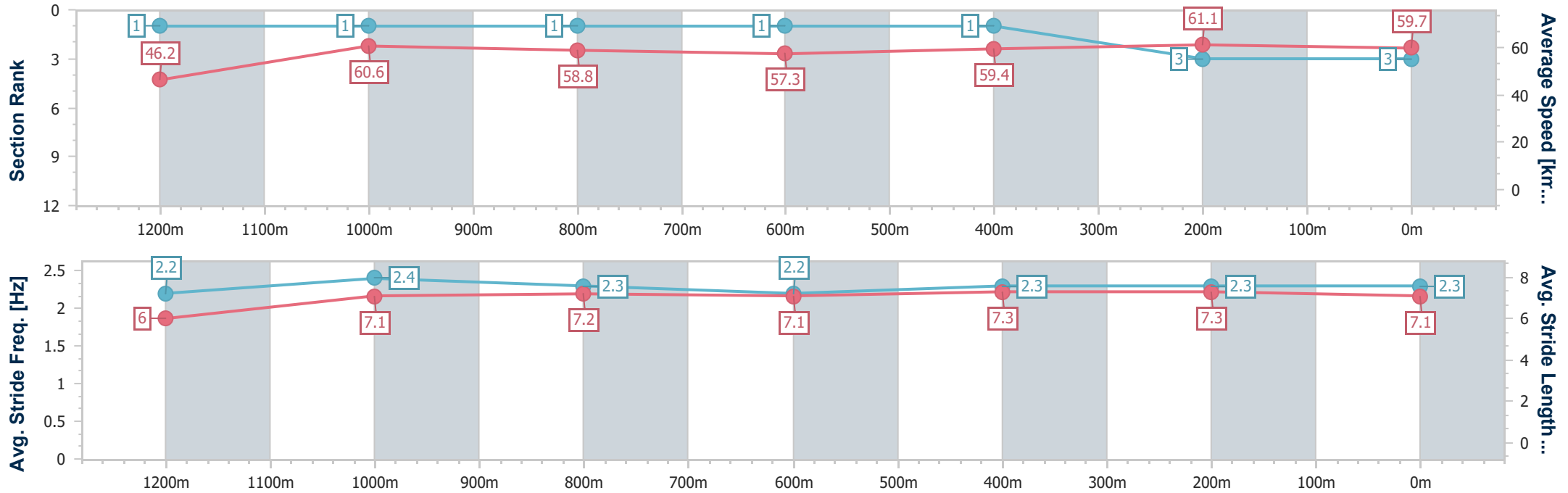
Ipswich QLD Professional
Race 3: SEVEN NEWS QTIS Two-Year-Old Maiden Plate - 1350m



30 May 2024 - 12:49

Track Rating: Soft 6, Weather: Overcast, Rail Position: +9m Entire

| Section | Overall | 1200m | 1000m | 800m | 600m | 400m | 200m |
|------------------------|--------------------------|--------------------------|--------------------------|--------------------------|--------------------------|--------------------------|--------------------------|
| Section Times | 1:24.02 [3] (0:11.65) | 1:12.37 [1] (0:11.85) | 1:00.52 [1] (0:12.25) | 0:48.27 [1] (0:12.43) | 0:35.84 [1] (0:12.06) | 0:23.78 [1] (0:11.74) | 0:12.04 [3] (0:12.04) |
| Average Speed [km/h] | 46.2 | 60.6 | 58.8 | 57.3 | 59.4 | 61.1 | 59.7 |
| Top Speed [km/h] | 62.3 | 62.7 | 59.1 | 58.1 | 60.7 | 61.9 | 61.2 |
| Avg. Dist. to Rail [m] | 1.5 | 0.8 | 1.2 | 1.8 | 1.7 | 1.3 | 0.9 |
| Avg. Stride Freq. [Hz] | 2.2 | 2.4 | 2.3 | 2.2 | 2.3 | 2.3 | 2.3 |
| Avg. Stride Length [m] | 6.0 | 7.1 | 7.2 | 7.1 | 7.3 | 7.3 | 7.1 |



- [] Ranking at each section and finish
- .-.- No data available at this section
- NA No data available



| | |
|--------------------------------|----------------|
| Horse/Jockey Name | Aquaholic |
| Final Rank | 4 |
| Fastest Section Time (Section) | 0:11.70 (400m) |
| Top Speed [km/h] (Section) | 62.5 (400m) |
| Race State | Finished |



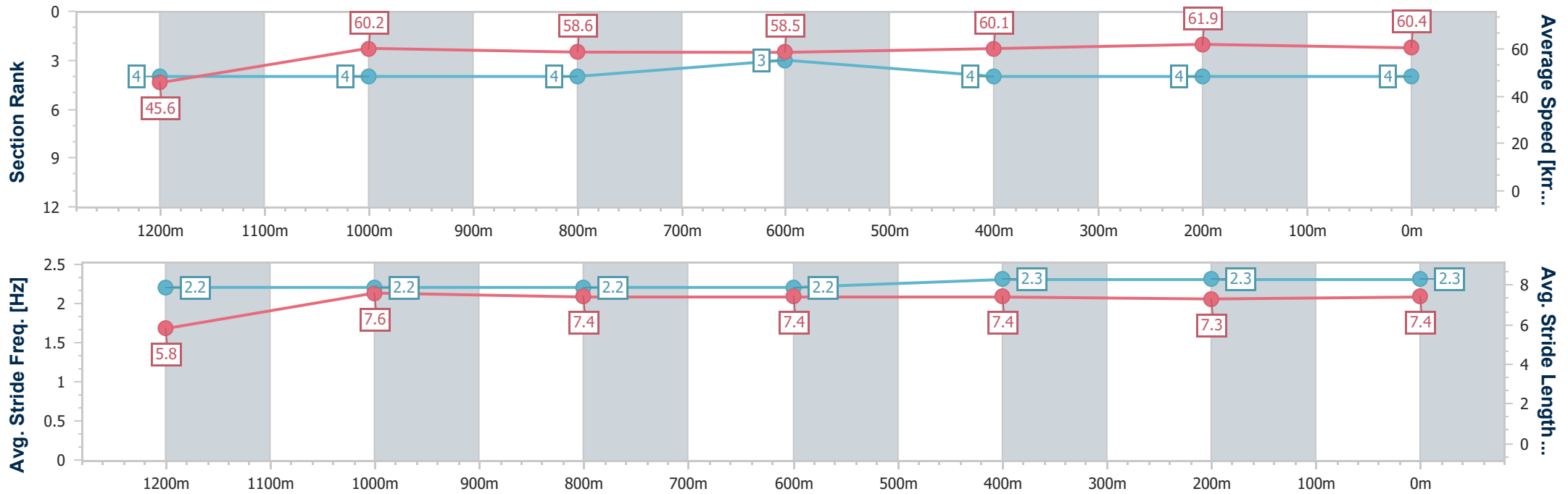
Ipswich QLD Professional
Race 3: SEVEN NEWS QTIS Two-Year-Old Maiden Plate - 1350m



30 May 2024 - 12:49

Track Rating: Soft 6, Weather: Overcast, Rail Position: +9m Entire

| Section | Overall | 1200m | 1000m | 800m | 600m | 400m | 200m |
|------------------------|--------------------------|--------------------------|--------------------------|--------------------------|--------------------------|--------------------------|--------------------------|
| Section Times | 1:24.07 [4] (0:11.83) | 1:12.24 [4] (0:11.98) | 1:00.26 [4] (0:12.29) | 0:47.97 [4] (0:12.34) | 0:35.63 [3] (0:12.00) | 0:23.63 [4] (0:11.70) | 0:11.93 [4] (0:11.93) |
| Average Speed [km/h] | 45.6 | 60.2 | 58.6 | 58.5 | 60.1 | 61.9 | 60.4 |
| Top Speed [km/h] | 61.4 | 61.5 | 59.4 | 59.1 | 62.0 | 62.5 | 61.7 |
| Avg. Dist. to Rail [m] | 1.1 | 0.5 | 0.5 | 0.4 | 0.6 | 1.2 | 0.7 |
| Avg. Stride Freq. [Hz] | 2.2 | 2.2 | 2.2 | 2.2 | 2.3 | 2.3 | 2.3 |
| Avg. Stride Length [m] | 5.8 | 7.6 | 7.4 | 7.4 | 7.4 | 7.3 | 7.4 |



- [] Ranking at each section and finish
- .-.- No data available at this section
- NA No data available



| | |
|--------------------------------|----------------|
| Horse/Jockey Name | Horrible Hank |
| Final Rank | 5 |
| Fastest Section Time (Section) | 0:11.71 (400m) |
| Top Speed [km/h] (Section) | 61.8 (400m) |
| Race State | Finished |



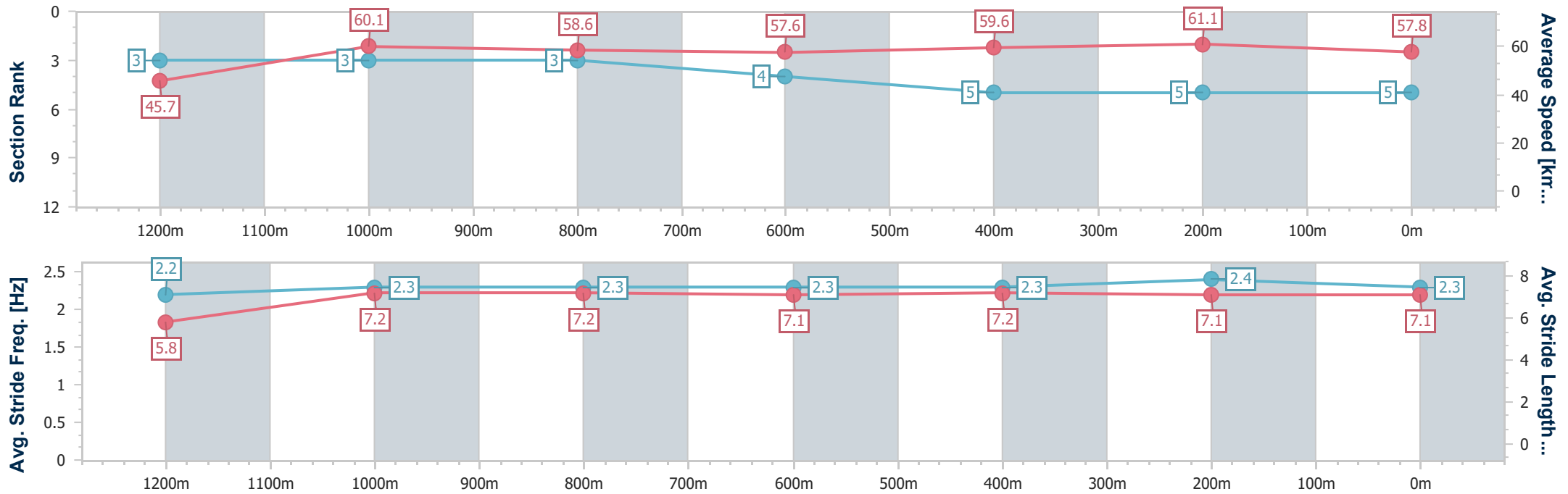
Ipswich QLD Professional
Race 3: SEVEN NEWS QTIS Two-Year-Old Maiden Plate - 1350m



30 May 2024 - 12:49

Track Rating: Soft 6, Weather: Overcast, Rail Position: +9m Entire

| Section | Overall | 1200m | 1000m | 800m | 600m | 400m | 200m |
|------------------------|--------------------------|--------------------------|--------------------------|--------------------------|--------------------------|--------------------------|--------------------------|
| Section Times | 1:24.64 [5] (0:11.83) | 1:12.81 [3] (0:11.97) | 1:00.84 [3] (0:12.24) | 0:48.60 [3] (0:12.44) | 0:36.16 [4] (0:12.02) | 0:24.14 [5] (0:11.71) | 0:12.43 [5] (0:12.43) |
| Average Speed [km/h] | 45.7 | 60.1 | 58.6 | 57.6 | 59.6 | 61.1 | 57.8 |
| Top Speed [km/h] | 60.5 | 61.1 | 59.4 | 58.7 | 60.4 | 61.8 | 61.0 |
| Avg. Dist. to Rail [m] | 2.0 | 1.1 | 1.3 | 1.2 | 1.3 | 1.1 | 0.3 |
| Avg. Stride Freq. [Hz] | 2.2 | 2.3 | 2.3 | 2.3 | 2.3 | 2.4 | 2.3 |
| Avg. Stride Length [m] | 5.8 | 7.2 | 7.2 | 7.1 | 7.2 | 7.1 | 7.1 |



- [] Ranking at each section and finish
- .-.- No data available at this section
- NA No data available



| | |
|--------------------------------|----------------|
| Horse/Jockey Name | Mishani Empire |
| Final Rank | 6 |
| Fastest Section Time (Section) | 0:11.82 (400m) |
| Top Speed [km/h] (Section) | 61.9 (400m) |
| Race State | Finished |



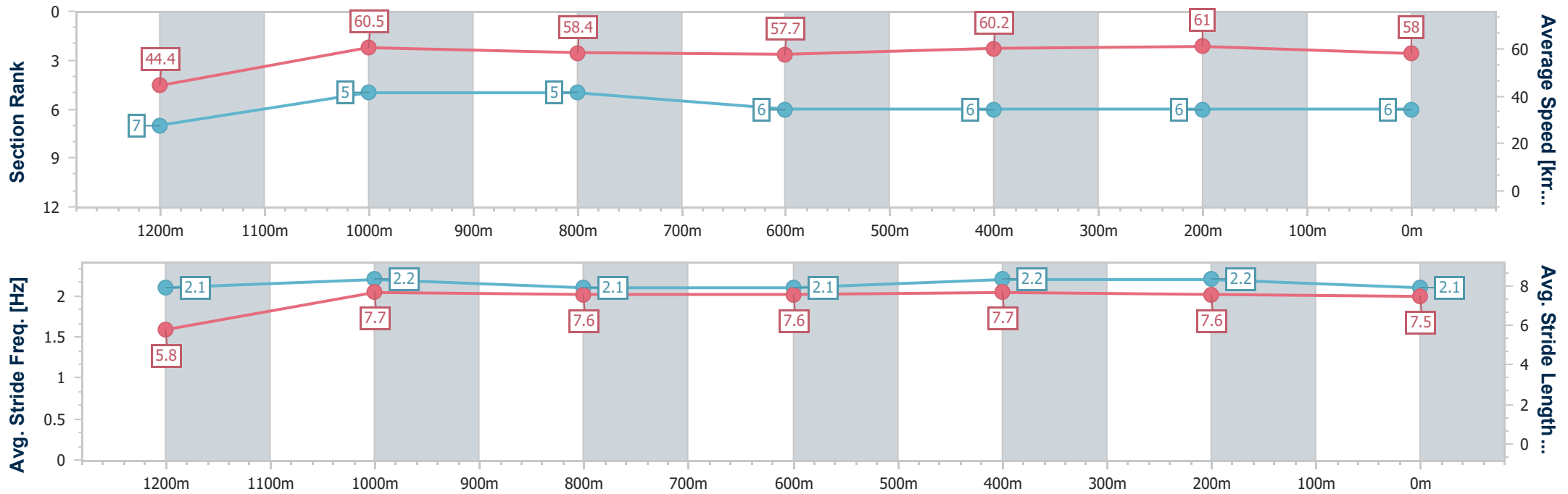
Ipswich QLD Professional
Race 3: SEVEN NEWS QTIS Two-Year-Old Maiden Plate - 1350m



30 May 2024 - 12:49

Track Rating: Soft 6, Weather: Overcast, Rail Position: +9m Entire

| Section | Overall | 1200m | 1000m | 800m | 600m | 400m | 200m |
|------------------------|--------------------------|--------------------------|--------------------------|--------------------------|--------------------------|--------------------------|--------------------------|
| Section Times | 1:24.90 [6] (0:12.18) | 1:12.72 [7] (0:11.91) | 1:00.81 [5] (0:12.29) | 0:48.52 [5] (0:12.37) | 0:36.15 [6] (0:11.94) | 0:24.21 [6] (0:11.82) | 0:12.39 [6] (0:12.39) |
| Average Speed [km/h] | 44.4 | 60.5 | 58.4 | 57.7 | 60.2 | 61.0 | 58.0 |
| Top Speed [km/h] | 61.0 | 61.4 | 59.5 | 58.7 | 61.9 | 61.9 | 59.6 |
| Avg. Dist. to Rail [m] | 1.9 | 1.1 | 1.1 | 1.6 | 0.7 | 0.5 | 0.7 |
| Avg. Stride Freq. [Hz] | 2.1 | 2.2 | 2.1 | 2.1 | 2.2 | 2.2 | 2.1 |
| Avg. Stride Length [m] | 5.8 | 7.7 | 7.6 | 7.6 | 7.7 | 7.6 | 7.5 |



- [] Ranking at each section and finish
- .-.- No data available at this section
- NA No data available



| | |
|--------------------------------|----------------|
| Horse/Jockey Name | I'ma Charmer |
| Final Rank | 7 |
| Fastest Section Time (Section) | 0:11.82 (400m) |
| Top Speed [km/h] (Section) | 61.6 (400m) |
| Race State | Finished |



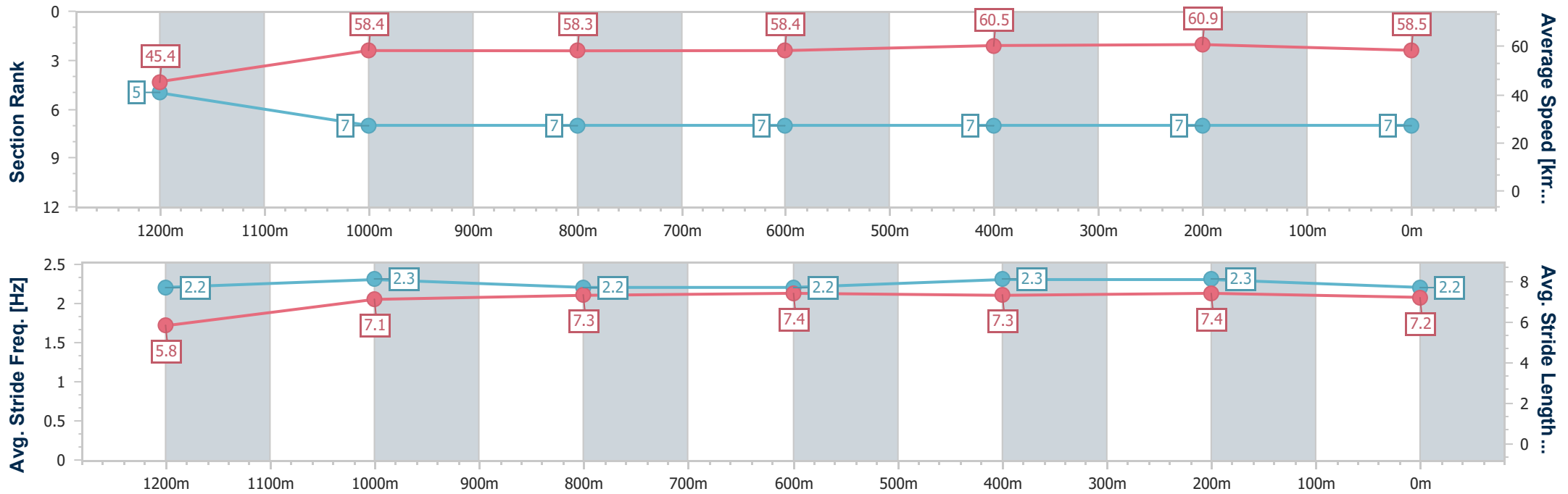
Ipswich QLD Professional
Race 3: SEVEN NEWS QTIS Two-Year-Old Maiden Plate - 1350m



30 May 2024 - 12:49

Track Rating: Soft 6, Weather: Overcast, Rail Position: +9m Entire

| Section | Overall | 1200m | 1000m | 800m | 600m | 400m | 200m | | | | | | | |
|------------------------|--------------------------|--------------------------|--------------------------|--------------------------|--------------------------|--------------------------|--------------------------|--|--|--|--|--|--|--|
| Section Times | 1:25.02 [7] (0:11.89) | 1:13.13 [5] (0:12.37) | 1:00.76 [7] (0:12.37) | 0:48.39 [7] (0:12.33) | 0:36.06 [7] (0:11.93) | 0:24.13 [7] (0:11.82) | 0:12.31 [7] (0:12.31) | | | | | | | |
| Average Speed [km/h] | 45.4 | 58.4 | 58.3 | 58.4 | 60.5 | 60.9 | 58.5 | | | | | | | |
| Top Speed [km/h] | 58.4 | 60.3 | 59.1 | 60.2 | 61.1 | 61.6 | 61.2 | | | | | | | |
| Avg. Dist. to Rail [m] | 3.7 | 1.6 | 0.6 | 0.2 | 0.4 | 0.5 | 1.8 | | | | | | | |
| Avg. Stride Freq. [Hz] | 2.2 | 2.3 | 2.2 | 2.2 | 2.3 | 2.3 | 2.2 | | | | | | | |
| Avg. Stride Length [m] | 5.8 | 7.1 | 7.3 | 7.4 | 7.3 | 7.4 | 7.2 | | | | | | | |



- [] Ranking at each section and finish
- .-.- No data available at this section
- NA No data available

Track Rating: Soft 6, Weather: Overcast, Rail Position: +9m Entire

| Section | | | | | | | | | | | | | | |
|-------------|----------------------|--|----------------------|----------------------|----------------------|--------------------------|--------------------------|--------------------------|--------------------------|--------------------------|--------------------------|--------------------------|---------|---------------------------|
| Field Times | Overall | 2000m | 1800m | 1600m | 1400m | 1200m | 1000m | Last 600m | | | | | | |
| | 2:21.14 (0:15.64) | 2:05.50 (0:12.23) | 1:53.27 (0:12.70) | 1:40.57 (0:13.05) | 1:27.52 (0:13.07) | 1:14.45 (0:13.10) | 1:01.35 (0:13.21) | 0:35.47 | | | | | | |
| Rank | TAB | Horse/Jockey | Barrier | Top Speed [km/h] | Fastest Section | | | | | | | | | Distance Travelled [m] |
| 1 | 6 | THE IRISH Boris Thornton | 1 | 62.8 400m | 0:11.58 400m | 2:21.14 [1] (0:15.64) | 2:05.50 [1] (0:12.23) | 1:53.27 [1] (0:12.70) | 1:40.57 [1] (0:13.05) | 1:27.52 [1] (0:13.07) | 1:14.45 [1] (0:13.10) | 1:01.35 [1] (0:13.21) | 0:35.47 | |
| 2 | 3 | LIKEABEEL Michael Rodd | 9 | 64.9 200m | 0:11.50 400m | 2:21.25 [2] (0:16.38) | 2:04.87 [7] (0:12.49) | 1:52.38 [8] (0:13.06) | 1:39.32 [8] (0:12.94) | 1:26.38 [8] (0:13.03) | 1:13.35 [8] (0:13.17) | 1:00.18 [8] (0:13.09) | 0:34.65 | +10 |
| 3 | 4 | IDEEL HERO Angela Jones | 6 | 61.3 400m | 0:11.80 400m | 2:21.62 [3] (0:15.93) | 2:05.69 [3] (0:11.99) | 1:53.70 [2] (0:12.75) | 1:40.95 [2] (0:12.98) | 1:27.97 [2] (0:13.10) | 1:14.87 [2] (0:13.26) | 1:01.61 [2] (0:13.12) | 0:35.82 | +9 |
| 4 | 10 | BID FOR FAME Jake Bayliss | 2 | 62.3 400m | 0:11.76 400m | 2:21.72 [4] (0:15.88) | 2:05.84 [2] (0:12.16) | 1:53.68 [3] (0:12.95) | 1:40.73 [4] (0:12.95) | 1:27.78 [4] (0:13.09) | 1:14.69 [4] (0:13.25) | 1:01.44 [4] (0:13.08) | 0:35.69 | +12 |
| 5 | 8 | AROUND THE BUOY Kyle Wilson-Taylor | 3 | 61.9 400m | 0:11.80 400m | 2:21.78 [5] (0:16.11) | 2:05.67 [5] (0:12.08) | 1:53.59 [4] (0:12.75) | 1:40.84 [3] (0:12.92) | 1:27.92 [3] (0:13.08) | 1:14.84 [3] (0:13.22) | 1:01.62 [3] (0:13.08) | 0:35.69 | +5 |
| 6 | 9 | PAPAL MISS Sean Cormack | 4 | 61.8 400m | 0:11.86 400m | 2:22.03 [6] (0:16.03) | 2:06.00 [4] (0:12.25) | 1:53.75 [5] (0:13.04) | 1:40.71 [5] (0:12.91) | 1:27.80 [5] (0:13.09) | 1:14.71 [6] (0:13.23) | 1:01.48 [6] (0:13.06) | 0:35.82 | +11 |
| 7 | 5 | NO MORE RED Damien Thornton | 7 | 62.9 600m | 0:11.79 600m | 2:22.31 [7] (0:16.18) | 2:06.13 [6] (0:12.38) | 1:53.75 [6] (0:13.07) | 1:40.68 [7] (0:12.90) | 1:27.78 [7] (0:13.09) | 1:14.69 [7] (0:13.17) | 1:01.52 [7] (0:13.07) | 0:36.08 | +17 |
| 8 | 7 | NITROGLYCERINE Matthew Gray | 8 | 61.6 600m | 0:11.78 600m | 2:22.36 [8] (0:16.41) | 2:05.95 [8] (0:12.16) | 1:53.79 [7] (0:12.80) | 1:40.99 [6] (0:12.87) | 1:28.12 [6] (0:13.05) | 1:15.07 [5] (0:13.18) | 1:01.89 [5] (0:13.09) | 0:36.10 | +5 |

Scratched: Tavistorm (#1), Mindspace (#2)



Ipswich QLD Professional

Race 4: GREAT NORTHERN BENCHMARK 65 Handicap - 2200m

30 May 2024 - 13:28



Track Rating: Soft 6, Weather: Overcast, Rail Position: +9m Entire

| Section | | | | | | | | | | Last 600m | | |
|-------------|-----|--|----------------------|----------------------|----------------------|--------------------------|--------------------------|--------------------------|--------------------------|-----------|------------------------|---------|
| Field Times | | 800m | 600m | 400m | 200m | | | | | | | |
| | | 0:48.14 (0:12.67) | 0:35.47 (0:11.98) | 0:23.49 (0:11.58) | 0:11.91 (0:11.91) | | | | | | | 0:35.47 |
| Rank | TAB | Horse/Jockey | Barrier | Top Speed [km/h] | Fastest Section | | | | | Margin | Distance Travelled [m] | |
| 1 | 6 | THE IRISH Boris Thornton | 1 | 62.8 400m | 0:11.58 400m | 0:48.14 [1] (0:12.67) | 0:35.47 [1] (0:11.98) | 0:23.49 [1] (0:11.58) | 0:11.91 [1] (0:11.91) | 2:21.14 | 0:35.47 | |
| 2 | 3 | LIKEABEEL Michael Rodd | 9 | 64.9 200m | 0:11.50 400m | 0:47.09 [8] (0:12.44) | 0:34.65 [8] (0:11.51) | 0:23.14 [7] (0:11.50) | 0:11.64 [3] (0:11.64) | 0.65L | 0:34.65 +10 | |
| 3 | 4 | IDEEL HERO Angela Jones | 6 | 61.3 400m | 0:11.80 400m | 0:48.49 [2] (0:12.67) | 0:35.82 [2] (0:11.96) | 0:23.86 [2] (0:11.80) | 0:12.06 [2] (0:12.06) | 2.82L | 0:35.82 +9 | |
| 4 | 10 | BID FOR FAME Jake Bayliss | 2 | 62.3 400m | 0:11.76 400m | 0:48.36 [4] (0:12.67) | 0:35.69 [3] (0:11.84) | 0:23.85 [3] (0:11.76) | 0:12.09 [4] (0:12.09) | 3.39L | 0:35.69 +12 | |
| 5 | 8 | AROUND THE BUOY Kyle Wilson-Taylor | 3 | 61.9 400m | 0:11.80 400m | 0:48.54 [3] (0:12.85) | 0:35.69 [4] (0:11.82) | 0:23.87 [4] (0:11.80) | 0:12.07 [5] (0:12.07) | 3.72L | 0:35.69 +5 | |
| 6 | 9 | PAPAL MISS Sean Cormack | 4 | 61.8 400m | 0:11.86 400m | 0:48.42 [6] (0:12.60) | 0:35.82 [5] (0:11.92) | 0:23.90 [8] (0:11.86) | 0:12.04 [6] (0:12.04) | 5.23L | 0:35.82 +11 | |
| 7 | 5 | NO MORE RED Damien Thornton | 7 | 62.9 600m | 0:11.79 600m | 0:48.45 [7] (0:12.37) | 0:36.08 [6] (0:11.79) | 0:24.29 [5] (0:12.01) | 0:12.28 [7] (0:12.28) | 6.85L | 0:36.08 +17 | |
| 8 | 7 | NITROGLYCERINE Matthew Gray | 8 | 61.6 600m | 0:11.78 600m | 0:48.80 [5] (0:12.70) | 0:36.10 [7] (0:11.78) | 0:24.32 [6] (0:12.00) | 0:12.32 [8] (0:12.32) | 7.18L | 0:36.10 +5 | |

Scratched: Tavistorm (#1), Mindspace (#2)

[] Ranking at each section and finish
 -:-:- No data available at this section
 NA No data available

SCN Saddle cloth number
 DNF Did not finish
 DNT Did not track



| | |
|--------------------------------|----------------|
| Horse/Jockey Name | The Irish |
| Final Rank | 1 |
| Fastest Section Time (Section) | 0:11.58 (400m) |
| Top Speed [km/h] (Section) | 62.8 (400m) |
| Race State | Finished |



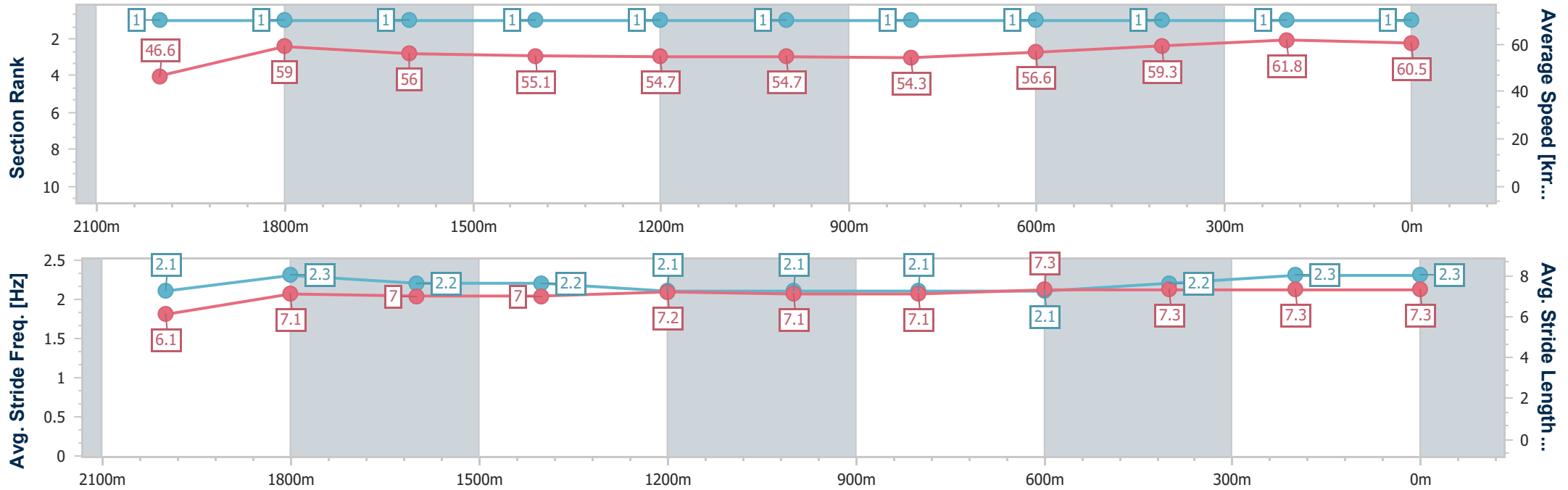
Ipswich QLD Professional
Race 4: GREAT NORTHERN BENCHMARK 65 Handicap - 2200m



30 May 2024 - 13:28

Track Rating: Soft 6, Weather: Overcast, Rail Position: +9m Entire

| Section | Overall | 2000m | 1800m | 1600m | 1400m | 1200m | 1000m | 800m | 600m | 400m | 200m |
|------------------------|--------------------------|--------------------------|--------------------------|--------------------------|--------------------------|--------------------------|--------------------------|--------------------------|--------------------------|--------------------------|--------------------------|
| Section Times | 2:21.14 [1] (0:15.64) | 2:05.50 [1] (0:12.23) | 1:53.27 [1] (0:12.70) | 1:40.57 [1] (0:13.05) | 1:27.52 [1] (0:13.07) | 1:14.45 [1] (0:13.10) | 1:01.35 [1] (0:13.21) | 0:48.14 [1] (0:12.67) | 0:35.47 [1] (0:11.98) | 0:23.49 [1] (0:11.58) | 0:11.91 [1] (0:11.91) |
| Average Speed [km/h] | 46.6 | 59.0 | 56.0 | 55.1 | 54.7 | 54.7 | 54.3 | 56.6 | 59.3 | 61.8 | 60.5 |
| Top Speed [km/h] | 59.0 | 59.8 | 58.5 | 55.7 | 55.5 | 55.5 | 54.9 | 57.9 | 61.6 | 62.8 | 62.7 |
| Avg. Dist. to Rail [m] | 12.6 | 1.5 | 1.4 | 1.0 | 1.2 | 1.2 | 1.2 | 1.7 | 2.0 | 1.9 | 0.8 |
| Avg. Stride Freq. [Hz] | 2.1 | 2.3 | 2.2 | 2.2 | 2.1 | 2.1 | 2.1 | 2.1 | 2.2 | 2.3 | 2.3 |
| Avg. Stride Length [m] | 6.1 | 7.1 | 7.0 | 7.0 | 7.2 | 7.1 | 7.1 | 7.3 | 7.3 | 7.3 | 7.3 |



- [] Ranking at each section and finish
- .-.- No data available at this section
- NA No data available



| | |
|--------------------------------|----------------|
| Horse/Jockey Name | Likeabeel |
| Final Rank | 2 |
| Fastest Section Time (Section) | 0:11.50 (400m) |
| Top Speed [km/h] (Section) | 64.9 (200m) |
| Race State | Finished |



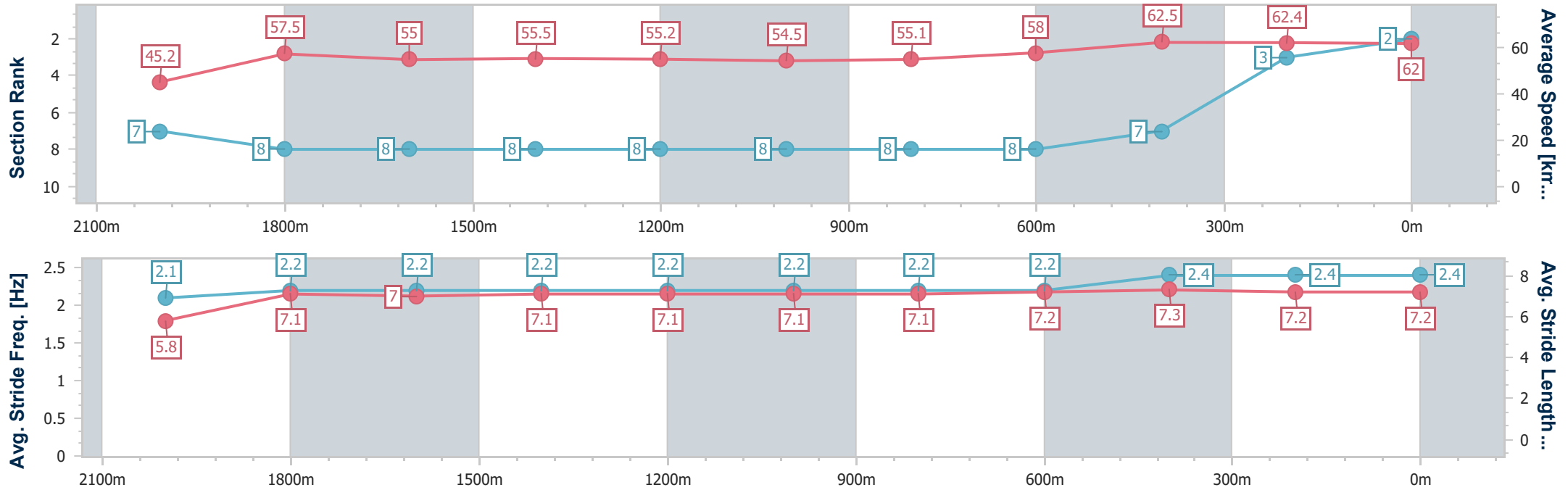
Ipswich QLD Professional
Race 4: GREAT NORTHERN BENCHMARK 65 Handicap - 2200m



30 May 2024 - 13:28

Track Rating: Soft 6, Weather: Overcast, Rail Position: +9m Entire

| Section | Overall | 2000m | 1800m | 1600m | 1400m | 1200m | 1000m | 800m | 600m | 400m | 200m |
|------------------------|--------------------------|--------------------------|--------------------------|--------------------------|--------------------------|--------------------------|--------------------------|--------------------------|--------------------------|--------------------------|--------------------------|
| Section Times | 2:21.25 [2] (0:16.38) | 2:04.87 [7] (0:12.49) | 1:52.38 [8] (0:13.06) | 1:39.32 [8] (0:12.94) | 1:26.38 [8] (0:13.03) | 1:13.35 [8] (0:13.17) | 1:00.18 [8] (0:13.09) | 0:47.09 [8] (0:12.44) | 0:34.65 [8] (0:11.51) | 0:23.14 [7] (0:11.50) | 0:11.64 [3] (0:11.64) |
| Average Speed [km/h] | 45.2 | 57.5 | 55.0 | 55.5 | 55.2 | 54.5 | 55.1 | 58.0 | 62.5 | 62.4 | 62.0 |
| Top Speed [km/h] | 55.1 | 59.7 | 59.3 | 57.8 | 56.2 | 55.2 | 56.3 | 61.6 | 62.9 | 63.0 | 64.9 |
| Avg. Dist. to Rail [m] | 11.6 | 0.5 | 0.7 | 0.4 | 0.5 | 0.2 | 0.2 | 0.2 | 0.4 | 0.9 | 1.6 |
| Avg. Stride Freq. [Hz] | 2.1 | 2.2 | 2.2 | 2.2 | 2.2 | 2.2 | 2.2 | 2.2 | 2.4 | 2.4 | 2.4 |
| Avg. Stride Length [m] | 5.8 | 7.1 | 7.0 | 7.1 | 7.1 | 7.1 | 7.1 | 7.2 | 7.3 | 7.2 | 7.2 |



- [] Ranking at each section and finish
- .-.- No data available at this section
- NA No data available



| | |
|--------------------------------|----------------|
| Horse/Jockey Name | Ideel Hero |
| Final Rank | 3 |
| Fastest Section Time (Section) | 0:11.80 (400m) |
| Top Speed [km/h] (Section) | 61.3 (400m) |
| Race State | Finished |



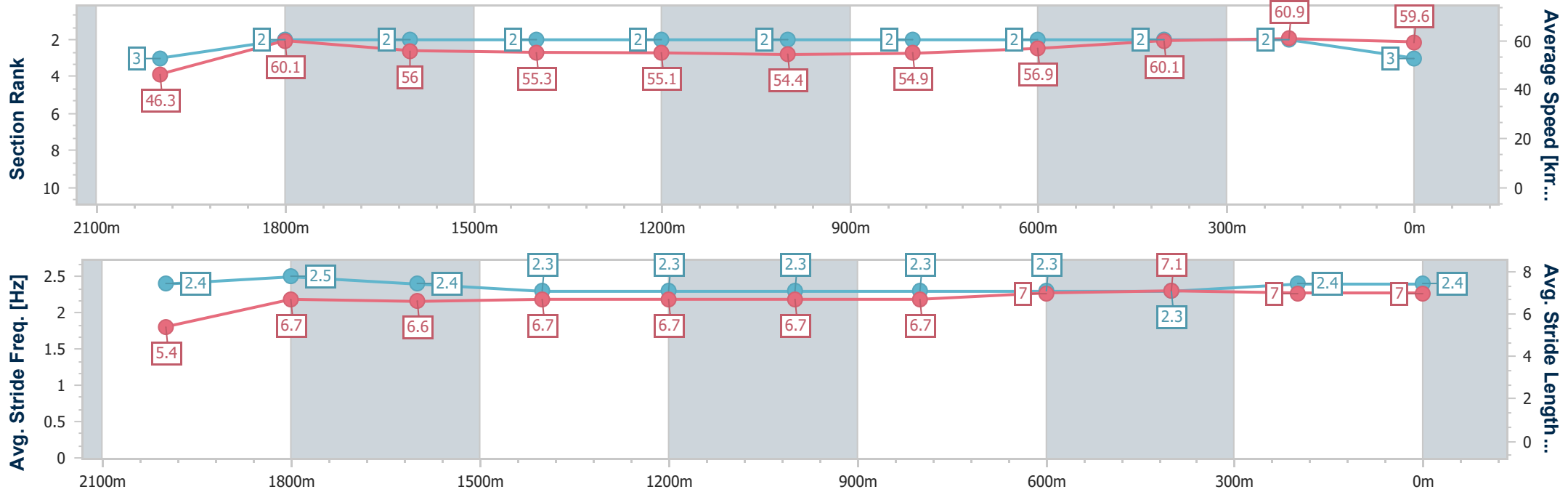
Ipswich QLD Professional
Race 4: GREAT NORTHERN BENCHMARK 65 Handicap - 2200m



30 May 2024 - 13:28

Track Rating: Soft 6, Weather: Overcast, Rail Position: +9m Entire

| Section | Overall | 2000m | 1800m | 1600m | 1400m | 1200m | 1000m | 800m | 600m | 400m | 200m |
|------------------------|--------------------------|--------------------------|--------------------------|--------------------------|--------------------------|--------------------------|--------------------------|--------------------------|--------------------------|--------------------------|--------------------------|
| Section Times | 2:21.62 [3] (0:15.93) | 2:05.69 [3] (0:11.99) | 1:53.70 [2] (0:12.75) | 1:40.95 [2] (0:12.98) | 1:27.97 [2] (0:13.10) | 1:14.87 [2] (0:13.26) | 1:01.61 [2] (0:13.12) | 0:48.49 [2] (0:12.67) | 0:35.82 [2] (0:11.96) | 0:23.86 [2] (0:11.80) | 0:12.06 [2] (0:12.06) |
| Average Speed [km/h] | 46.3 | 60.1 | 56.0 | 55.3 | 55.1 | 54.4 | 54.9 | 56.9 | 60.1 | 60.9 | 59.6 |
| Top Speed [km/h] | 59.2 | 61.2 | 58.8 | 55.9 | 55.2 | 55.5 | 55.5 | 58.8 | 61.1 | 61.3 | 61.0 |
| Avg. Dist. to Rail [m] | 11.1 | 0.4 | 1.0 | 0.8 | 0.6 | 0.5 | 0.5 | 0.2 | 0.4 | 0.5 | 1.0 |
| Avg. Stride Freq. [Hz] | 2.4 | 2.5 | 2.4 | 2.3 | 2.3 | 2.3 | 2.3 | 2.3 | 2.3 | 2.4 | 2.4 |
| Avg. Stride Length [m] | 5.4 | 6.7 | 6.6 | 6.7 | 6.7 | 6.7 | 6.7 | 7.0 | 7.1 | 7.0 | 7.0 |



- [] Ranking at each section and finish
- .-.- No data available at this section
- NA No data available



| | |
|--------------------------------|----------------|
| Horse/Jockey Name | Bid For Fame |
| Final Rank | 4 |
| Fastest Section Time (Section) | 0:11.76 (400m) |
| Top Speed [km/h] (Section) | 62.3 (400m) |
| Race State | Finished |



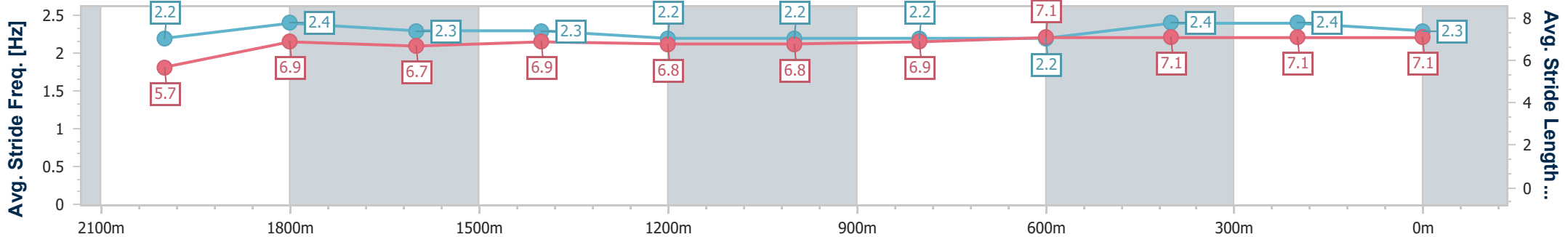
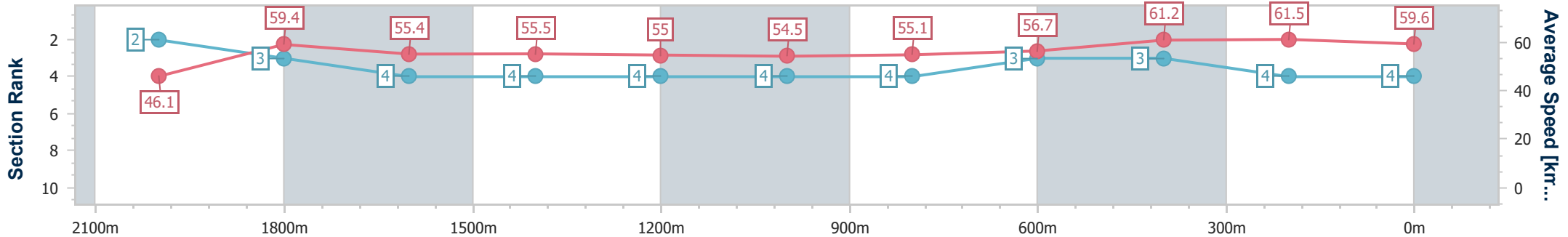
Ipswich QLD Professional
Race 4: GREAT NORTHERN BENCHMARK 65 Handicap - 2200m



30 May 2024 - 13:28

Track Rating: Soft 6, Weather: Overcast, Rail Position: +9m Entire

| Section | Overall | 2000m | 1800m | 1600m | 1400m | 1200m | 1000m | 800m | 600m | 400m | 200m |
|------------------------|--------------------------|--------------------------|--------------------------|--------------------------|--------------------------|--------------------------|--------------------------|--------------------------|--------------------------|--------------------------|--------------------------|
| Section Times | 2:21.72 [4] (0:15.88) | 2:05.84 [2] (0:12.16) | 1:53.68 [3] (0:12.95) | 1:40.73 [4] (0:12.95) | 1:27.78 [4] (0:13.09) | 1:14.69 [4] (0:13.25) | 1:01.44 [4] (0:13.08) | 0:48.36 [4] (0:12.67) | 0:35.69 [3] (0:11.84) | 0:23.85 [3] (0:11.76) | 0:12.09 [4] (0:12.09) |
| Average Speed [km/h] | 46.1 | 59.4 | 55.4 | 55.5 | 55.0 | 54.5 | 55.1 | 56.7 | 61.2 | 61.5 | 59.6 |
| Top Speed [km/h] | 58.4 | 61.3 | 57.2 | 56.1 | 55.6 | 55.0 | 55.6 | 60.0 | 62.3 | 62.3 | 61.0 |
| Avg. Dist. to Rail [m] | 12.7 | 0.7 | 0.5 | 0.2 | 0.2 | 0.4 | 0.3 | 0.1 | 1.4 | 1.4 | 1.7 |
| Avg. Stride Freq. [Hz] | 2.2 | 2.4 | 2.3 | 2.3 | 2.2 | 2.2 | 2.2 | 2.2 | 2.4 | 2.4 | 2.3 |
| Avg. Stride Length [m] | 5.7 | 6.9 | 6.7 | 6.9 | 6.8 | 6.8 | 6.9 | 7.1 | 7.1 | 7.1 | 7.1 |



- [] Ranking at each section and finish
- .-.- No data available at this section
- NA No data available



| | |
|--------------------------------|-----------------|
| Horse/Jockey Name | Around The Buoy |
| Final Rank | 5 |
| Fastest Section Time (Section) | 0:11.80 (400m) |
| Top Speed [km/h] (Section) | 61.9 (400m) |
| Race State | Finished |



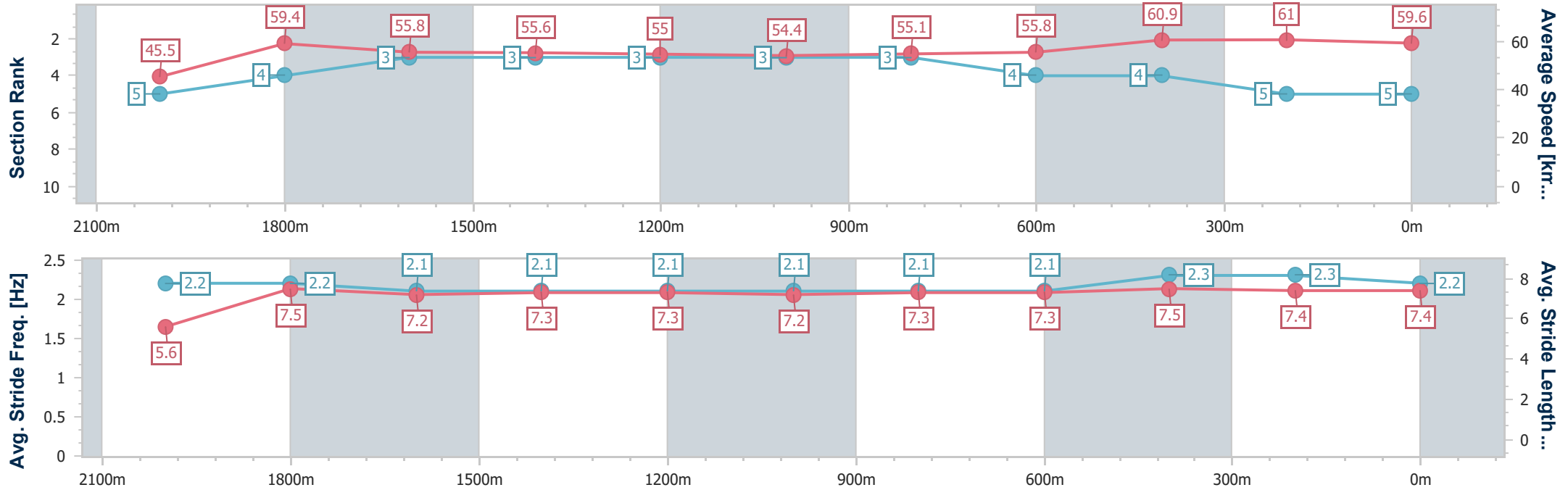
Ipswich QLD Professional
Race 4: GREAT NORTHERN BENCHMARK 65 Handicap - 2200m



30 May 2024 - 13:28

Track Rating: Soft 6, Weather: Overcast, Rail Position: +9m Entire

| Section | Overall | 2000m | 1800m | 1600m | 1400m | 1200m | 1000m | 800m | 600m | 400m | 200m |
|------------------------|--------------------------|--------------------------|--------------------------|--------------------------|--------------------------|--------------------------|--------------------------|--------------------------|--------------------------|--------------------------|--------------------------|
| Section Times | 2:21.78 [5] (0:16.11) | 2:05.67 [5] (0:12.08) | 1:53.59 [4] (0:12.75) | 1:40.84 [3] (0:12.92) | 1:27.92 [3] (0:13.08) | 1:14.84 [3] (0:13.22) | 1:01.62 [3] (0:13.08) | 0:48.54 [3] (0:12.85) | 0:35.69 [4] (0:11.82) | 0:23.87 [4] (0:11.80) | 0:12.07 [5] (0:12.07) |
| Average Speed [km/h] | 45.5 | 59.4 | 55.8 | 55.6 | 55.0 | 54.4 | 55.1 | 55.8 | 60.9 | 61.0 | 59.6 |
| Top Speed [km/h] | 59.2 | 60.4 | 57.4 | 56.8 | 55.6 | 55.2 | 55.9 | 58.3 | 61.8 | 61.9 | 60.6 |
| Avg. Dist. to Rail [m] | 13.6 | 2.7 | 1.9 | 0.7 | 0.2 | 0.2 | 0.4 | 1.1 | 0.4 | 0.6 | 0.4 |
| Avg. Stride Freq. [Hz] | 2.2 | 2.2 | 2.1 | 2.1 | 2.1 | 2.1 | 2.1 | 2.1 | 2.3 | 2.3 | 2.2 |
| Avg. Stride Length [m] | 5.6 | 7.5 | 7.2 | 7.3 | 7.3 | 7.2 | 7.3 | 7.3 | 7.5 | 7.4 | 7.4 |



- [] Ranking at each section and finish
- .-.- No data available at this section
- NA No data available



| | |
|--------------------------------|----------------|
| Horse/Jockey Name | Papal Miss |
| Final Rank | 6 |
| Fastest Section Time (Section) | 0:11.86 (400m) |
| Top Speed [km/h] (Section) | 61.8 (400m) |
| Race State | Finished |



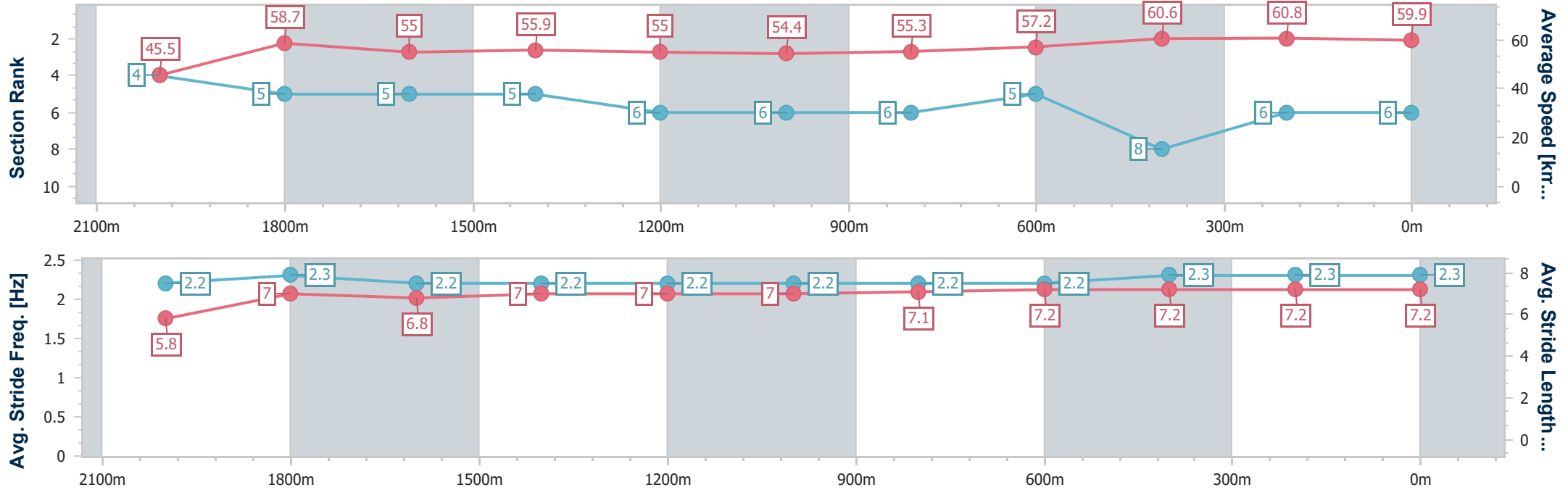
Ipswich QLD Professional
Race 4: GREAT NORTHERN BENCHMARK 65 Handicap - 2200m



30 May 2024 - 13:28

Track Rating: Soft 6, Weather: Overcast, Rail Position: +9m Entire

| Section | Overall | 2000m | 1800m | 1600m | 1400m | 1200m | 1000m | 800m | 600m | 400m | 200m |
|------------------------|--------------------------|--------------------------|--------------------------|--------------------------|--------------------------|--------------------------|--------------------------|--------------------------|--------------------------|--------------------------|--------------------------|
| Section Times | 2:22.03 [6] (0:16.03) | 2:06.00 [4] (0:12.25) | 1:53.75 [5] (0:13.04) | 1:40.71 [5] (0:12.91) | 1:27.80 [5] (0:13.09) | 1:14.71 [6] (0:13.23) | 1:01.48 [6] (0:13.06) | 0:48.42 [6] (0:12.60) | 0:35.82 [5] (0:11.92) | 0:23.90 [8] (0:11.86) | 0:12.04 [6] (0:12.04) |
| Average Speed [km/h] | 45.5 | 58.7 | 55.0 | 55.9 | 55.0 | 54.4 | 55.3 | 57.2 | 60.6 | 60.8 | 59.9 |
| Top Speed [km/h] | 57.1 | 59.8 | 57.1 | 56.9 | 55.9 | 55.2 | 55.7 | 61.4 | 61.3 | 61.8 | 61.4 |
| Avg. Dist. to Rail [m] | 10.9 | 0.8 | 0.6 | 0.3 | 0.2 | 0.4 | 0.4 | 0.4 | 1.5 | 1.4 | 2.8 |
| Avg. Stride Freq. [Hz] | 2.2 | 2.3 | 2.2 | 2.2 | 2.2 | 2.2 | 2.2 | 2.2 | 2.3 | 2.3 | 2.3 |
| Avg. Stride Length [m] | 5.8 | 7.0 | 6.8 | 7.0 | 7.0 | 7.0 | 7.1 | 7.2 | 7.2 | 7.2 | 7.2 |



- [] Ranking at each section and finish
- .-.- No data available at this section
- NA No data available



| | |
|--------------------------------|----------------|
| Horse/Jockey Name | No More Red |
| Final Rank | 7 |
| Fastest Section Time (Section) | 0:11.79 (600m) |
| Top Speed [km/h] (Section) | 62.9 (600m) |
| Race State | Finished |



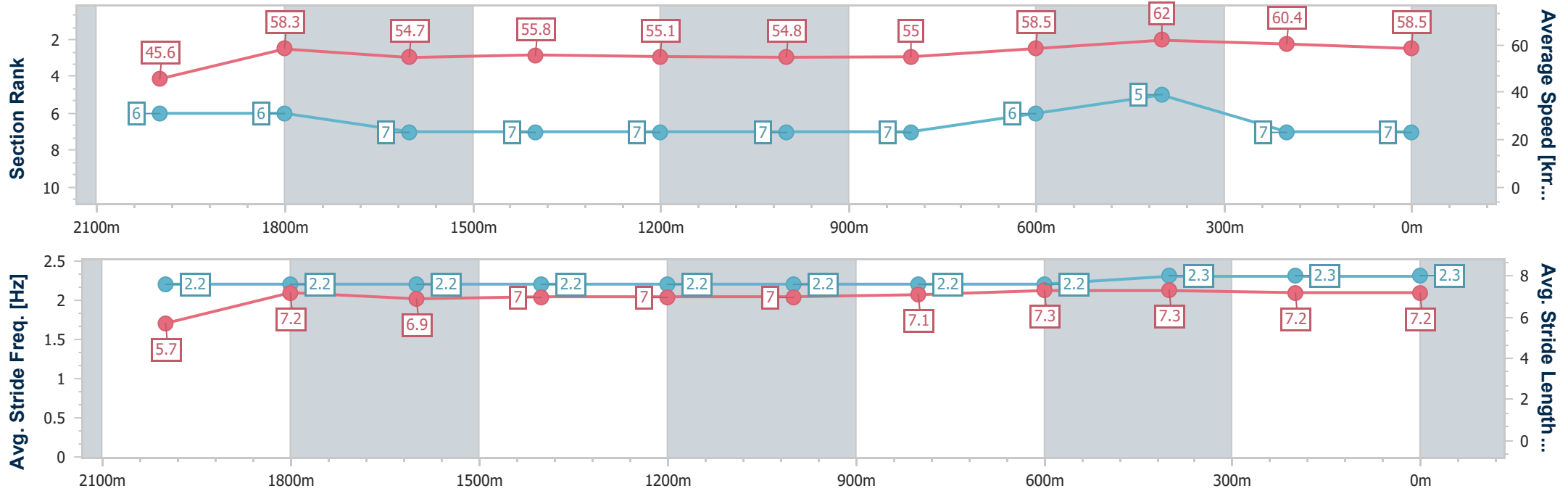
Ipswich QLD Professional
Race 4: GREAT NORTHERN BENCHMARK 65 Handicap - 2200m



30 May 2024 - 13:28

Track Rating: Soft 6, Weather: Overcast, Rail Position: +9m Entire

| Section | Overall | 2000m | 1800m | 1600m | 1400m | 1200m | 1000m | 800m | 600m | 400m | 200m |
|------------------------|--------------------------|--------------------------|--------------------------|--------------------------|--------------------------|--------------------------|--------------------------|--------------------------|--------------------------|--------------------------|--------------------------|
| Section Times | 2:22.31 [7] (0:16.18) | 2:06.13 [6] (0:12.38) | 1:53.75 [6] (0:13.07) | 1:40.68 [7] (0:12.90) | 1:27.78 [7] (0:13.09) | 1:14.69 [7] (0:13.17) | 1:01.52 [7] (0:13.07) | 0:48.45 [7] (0:12.37) | 0:36.08 [6] (0:11.79) | 0:24.29 [5] (0:12.01) | 0:12.28 [7] (0:12.28) |
| Average Speed [km/h] | 45.6 | 58.3 | 54.7 | 55.8 | 55.1 | 54.8 | 55.0 | 58.5 | 62.0 | 60.4 | 58.5 |
| Top Speed [km/h] | 55.9 | 59.5 | 58.2 | 57.2 | 56.1 | 55.3 | 56.0 | 62.7 | 62.9 | 61.8 | 60.2 |
| Avg. Dist. to Rail [m] | 11.3 | 0.4 | 0.5 | 0.3 | 0.2 | 0.5 | 0.4 | 0.8 | 3.3 | 2.6 | 3.6 |
| Avg. Stride Freq. [Hz] | 2.2 | 2.2 | 2.2 | 2.2 | 2.2 | 2.2 | 2.2 | 2.2 | 2.3 | 2.3 | 2.3 |
| Avg. Stride Length [m] | 5.7 | 7.2 | 6.9 | 7.0 | 7.0 | 7.0 | 7.1 | 7.3 | 7.3 | 7.2 | 7.2 |



- [] Ranking at each section and finish
- .-.- No data available at this section
- NA No data available



| | |
|--------------------------------|----------------|
| Horse/Jockey Name | Nitroglycerine |
| Final Rank | 8 |
| Fastest Section Time (Section) | 0:11.78 (600m) |
| Top Speed [km/h] (Section) | 61.6 (600m) |
| Race State | Finished |



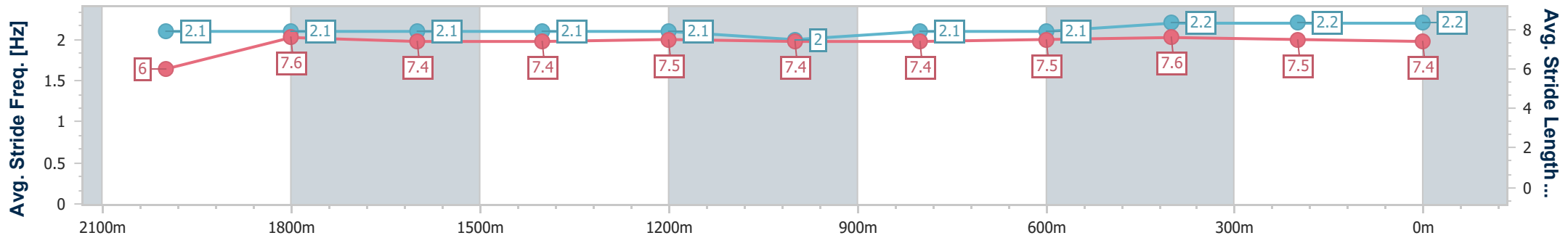
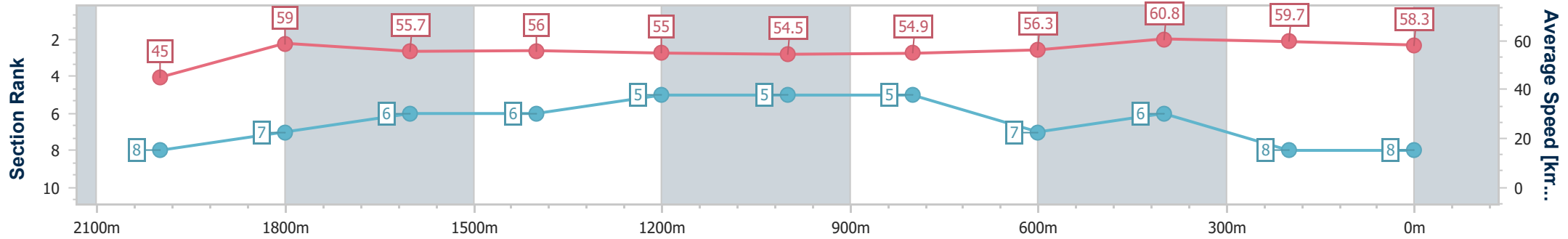
Ipswich QLD Professional
Race 4: GREAT NORTHERN BENCHMARK 65 Handicap - 2200m



30 May 2024 - 13:28

Track Rating: Soft 6, Weather: Overcast, Rail Position: +9m Entire

| Section | Overall | 2000m | 1800m | 1600m | 1400m | 1200m | 1000m | 800m | 600m | 400m | 200m |
|------------------------|--------------------------|--------------------------|--------------------------|--------------------------|--------------------------|--------------------------|--------------------------|--------------------------|--------------------------|--------------------------|--------------------------|
| Section Times | 2:22.36 [8] (0:16.41) | 2:05.95 [8] (0:12.16) | 1:53.79 [7] (0:12.80) | 1:40.99 [6] (0:12.87) | 1:28.12 [6] (0:13.05) | 1:15.07 [5] (0:13.18) | 1:01.89 [5] (0:13.09) | 0:48.80 [5] (0:12.70) | 0:36.10 [7] (0:11.78) | 0:24.32 [6] (0:12.00) | 0:12.32 [8] (0:12.32) |
| Average Speed [km/h] | 45.0 | 59.0 | 55.7 | 56.0 | 55.0 | 54.5 | 54.9 | 56.3 | 60.8 | 59.7 | 58.3 |
| Top Speed [km/h] | 56.8 | 60.6 | 59.2 | 56.8 | 56.0 | 54.9 | 55.6 | 60.3 | 61.6 | 60.5 | 60.1 |
| Avg. Dist. to Rail [m] | 11.0 | 1.6 | 1.2 | 0.6 | 0.6 | 0.6 | 0.8 | 1.4 | 1.4 | 1.5 | 0.7 |
| Avg. Stride Freq. [Hz] | 2.1 | 2.1 | 2.1 | 2.1 | 2.1 | 2.0 | 2.1 | 2.1 | 2.2 | 2.2 | 2.2 |
| Avg. Stride Length [m] | 6.0 | 7.6 | 7.4 | 7.4 | 7.5 | 7.4 | 7.4 | 7.5 | 7.6 | 7.5 | 7.4 |



- [] Ranking at each section and finish
- .-.- No data available at this section
- NA No data available

Ipswich QLD Professional

Race 5: SCHWEPPE'S Maiden Handicap - 1700m

30 May 2024 - 14:08

Track Rating: Soft 6, Weather: Overcast, Rail Position: +9m Entire

| Section | | Overall | | | | | | | | | | | Last 600m | |
|-------------|-----|---|-----------|------------------|-----------------|---------------------------|---------------------------|---------------------------|---------------------------|---------------------------|---------------------------|---------------------------|-----------|------------------------|
| Field Times | | 1:46.32 | | | | | | | | | | | 0:36.83 | |
| | | (0:08.86) | | | | | | | | | | | (0:12.03) | |
| | | 1600m | 1400m | 1200m | 1000m | 800m | 600m | 600m | 600m | 600m | 600m | 600m | 600m | |
| | | 1:37.46 | | | | | | | | | | | 0:36.83 | |
| | | (0:11.54) | | | | | | | | | | | (0:12.03) | |
| | | 1:25.92 | 1:25.92 | 1:13.63 | 1:13.63 | 0:48.97 | 0:48.97 | 0:36.83 | 0:36.83 | 0:36.83 | 0:36.83 | 0:36.83 | 0:36.83 | |
| | | (0:12.29) | | | | | | | | | | | (0:12.03) | |
| | | (0:12.31) | (0:12.31) | (0:12.35) | (0:12.35) | (0:12.14) | (0:12.14) | (0:12.03) | (0:12.03) | (0:12.03) | (0:12.03) | (0:12.03) | (0:12.03) | |
| Rank | TAB | Horse/Jockey | Barrier | Top Speed [km/h] | Fastest Section | Overall | 1600m | 1400m | 1200m | 1000m | 800m | 600m | Last 600m | Distance Travelled [m] |
| 1 | 4 | SECOND SUN Boris Thornton | 14 | 61.7 | 0:09.03 | 1:46.32 [1] (0:09.03) | 1:37.29 [4] (0:11.91) | 1:25.38 [4] (0:12.21) | 1:13.17 [4] (0:12.42) | 1:00.75 [4] (0:12.34) | 0:48.41 [4] (0:12.09) | 0:36.32 [4] (0:11.90) | 0:36.32 | |
| 2 | 3 | KILNA James Orman | 13 | 62.2 | 0:09.41 | 1:46.34 [2] (0:09.41) | 1:36.93 [7] (0:12.01) | 1:24.92 [7] (0:12.16) | 1:12.76 [7] (0:12.41) | 1:00.35 [7] (0:12.38) | 0:47.97 [7] (0:12.06) | 0:35.91 [7] (0:11.82) | 0:35.91 | +3 |
| 3 | 6 | HOW YA BEEN ANYWAY Jai Williams | 4 | 64.4 | 0:08.86 | 1:46.61 [3] (0:08.86) | 1:37.75 [1] (0:11.54) | 1:26.21 [1] (0:12.29) | 1:13.92 [1] (0:12.31) | 1:01.61 [1] (0:12.35) | 0:49.26 [1] (0:12.14) | 0:37.12 [1] (0:12.03) | 0:37.12 | -7 |
| 4 | 7 | PELE PRINCESS Stacey Callow | 1 | 62.5 | 0:09.54 | 1:46.69 [4] (0:09.54) | 1:37.15 [8] (0:11.97) | 1:25.18 [8] (0:12.25) | 1:12.93 [8] (0:12.36) | 1:00.57 [8] (0:12.35) | 0:48.22 [8] (0:12.04) | 0:36.18 [8] (0:11.69) | 0:36.18 | -6 |
| 5 | 13 | CRIMSON REWARD Cody Collis | 7 | 61.9 | 0:09.31 | 1:46.77 [5] (0:09.31) | 1:37.46 [6] (0:11.98) | 1:25.48 [6] (0:12.13) | 1:13.35 [6] (0:12.42) | 1:00.93 [6] (0:12.34) | 0:48.59 [5] (0:12.01) | 0:36.58 [5] (0:11.84) | 0:36.58 | -3 |
| 6 | 15 | WITH DIAMONDS Tahlia Fenlon | 2 | 62.3 | 0:09.20 | 1:46.93 [6] (0:09.20) | 1:37.73 [5] (0:11.92) | 1:25.81 [5] (0:12.28) | 1:13.53 [5] (0:12.42) | 1:01.11 [5] (0:12.38) | 0:48.73 [6] (0:12.04) | 0:36.69 [6] (0:12.03) | 0:36.69 | -7 |
| 7 | 10 | ENOLABA Jake Bayliss | 15 | 62.8 | 0:08.90 | 1:47.05 [7] (0:08.90) | 1:38.15 [2] (0:11.80) | 1:26.35 [2] (0:12.21) | 1:14.14 [2] (0:12.35) | 1:01.79 [2] (0:12.35) | 0:49.44 [2] (0:12.09) | 0:37.35 [2] (0:11.96) | 0:37.35 | -1 |
| 8 | 11 | IN THE PICTURE Montanna Savva | 10 | 61.0 | 0:09.63 | 1:47.64 [8] (0:09.63) | 1:38.01 [9] (0:11.97) | 1:26.04 [9] (0:12.20) | 1:13.84 [9] (0:12.73) | 1:01.11 [10] (0:12.36) | 0:48.75 [10] (0:11.98) | 0:36.77 [10] (0:12.01) | 0:36.77 | -4 |
| 9 | 12 | STILETTOS Damien Thornton | 8 | 61.8 | 0:08.90 | 1:47.84 [9] (0:08.90) | 1:38.94 [3] (0:11.85) | 1:27.09 [3] (0:12.34) | 1:14.75 [3] (0:12.36) | 1:02.39 [3] (0:12.33) | 0:50.06 [3] (0:12.09) | 0:37.97 [3] (0:12.18) | 0:37.97 | -4 |
| 10 | 1 | FONZIE ROCKS Michael Rodd | 5 | 60.7 | 0:09.69 | 1:48.80 [10] (0:09.69) | 1:39.11 [10] (0:12.02) | 1:27.09 [10] (0:12.09) | 1:15.00 [10] (0:12.42) | 1:02.58 [9] (0:12.46) | 0:50.12 [9] (0:12.03) | 0:38.09 [9] (0:12.11) | 0:38.09 | -3 |

Scratched: Lucifer The Cat (#17), Rose Of Liberty (#9), Better Than Love (#16), Broadway Spirit (#5), Grand Torino (#2), Blue As Blue (#8)



Ipswich QLD Professional
Race 5: SCHWEPPE'S Maiden Handicap - 1700m
30 May 2024 - 14:08



Track Rating: Soft 6, Weather: Overcast, Rail Position: +9m Entire

| Section | | Overall | 1600m | 1400m | 1200m | 1000m | 800m | 600m | Last 600m | | | | |
|-------------|-----------------------------------|----------------------|----------------------|----------------------|---------------------------|---------------------------|---------------------------|---------------------------|---------------------------|---------------------------|---------------------------|---------|----|
| Field Times | | 1:46.32 (0:08.86) | 1:37.46 (0:11.54) | 1:25.92 (0:12.29) | 1:13.63 (0:12.31) | 1:01.32 (0:12.35) | 0:48.97 (0:12.14) | 0:36.83 (0:12.03) | 0:36.83 | | | | |
| Rank | TAB Horse/Jockey | Barrier | Top Speed [km/h] | Fastest Section | Distance Travelled [m] | | | | | | | | |
| 11 | 14 AUSTRAL STREET Matthew Gray | 6 | 61.6 1600m | 0:09.94 Overall | 1:48.93 [11] (0:09.94) | 1:38.99 [11] (0:12.01) | 1:26.98 [11] (0:12.25) | 1:14.73 [11] (0:12.71) | 1:02.02 [11] (0:12.22) | 0:49.80 [11] (0:11.82) | 0:37.98 [11] (0:12.28) | 0:37.98 | -2 |

Scratched: Lucifer The Cat (#17), Rose Of Liberty (#9), Better Than Love (#16), Broadway Spirit (#5), Grand Torino (#2), Blue As Blue (#8)

[] Ranking at each section and finish
 -:-:-:- No data available at this section
 NA No data available

SCN Saddle cloth number
 DNF Did not finish
 DNT Did not track



Ipswich QLD Professional

Race 5: SCHWEPPE'S Maiden Handicap - 1700m

30 May 2024 - 14:08



Track Rating: Soft 6, Weather: Overcast, Rail Position: +9m Entire

| Section | | | | 400m | 200m | | | Last 600m | | |
|-------------|-----|---|---------|----------------------|----------------------|---------------------------|---------------------------|-----------|---------|------------------------|
| Field Times | | | | 0:24.80 (0:12.35) | 0:12.45 (0:12.45) | | | 0:36.83 | | |
| Rank | TAB | Horse/Jockey | Barrier | Top Speed [km/h] | Fastest Section | Margin | | | | Distance Travelled [m] |
| 1 | 4 | SECOND SUN Boris Thornton | 14 | 61.7 1600m | 0:09.03 Overall | 0:24.42 [3] (0:12.12) | 0:12.30 [3] (0:12.30) | 1:46.32 | 0:36.32 | |
| 2 | 3 | KILNA James Orman | 13 | 62.2 600m | 0:09.41 Overall | 0:24.09 [7] (0:11.91) | 0:12.18 [5] (0:12.18) | 0.1L | 0:35.91 | +3 |
| 3 | 6 | HOW YA BEEN ANYWAY Jai Williams | 4 | 64.4 1600m | 0:08.86 Overall | 0:25.09 [1] (0:12.35) | 0:12.74 [1] (0:12.74) | 1.68L | 0:37.12 | -7 |
| 4 | 7 | PELE PRINCESS Stacey Callow | 1 | 62.5 600m | 0:09.54 Overall | 0:24.49 [6] (0:12.00) | 0:12.49 [6] (0:12.49) | 2.19L | 0:36.18 | -6 |
| 5 | 13 | CRIMSON REWARD Cody Collis | 7 | 61.9 1400m | 0:09.31 Overall | 0:24.74 [4] (0:12.01) | 0:12.73 [4] (0:12.73) | 2.67L | 0:36.58 | -3 |
| 6 | 15 | WITH DIAMONDS Tahlia Fenlon | 2 | 62.3 1600m | 0:09.20 Overall | 0:24.66 [8] (0:12.14) | 0:12.52 [7] (0:12.52) | 3.59L | 0:36.69 | -7 |
| 7 | 10 | ENOLABA Jake Bayliss | 15 | 62.8 1600m | 0:08.90 Overall | 0:25.39 [2] (0:12.28) | 0:13.11 [2] (0:13.11) | 4.29L | 0:37.35 | -1 |
| 8 | 11 | IN THE PICTURE Montanna Savva | 10 | 61.0 1600m | 0:09.63 Overall | 0:24.76 [10] (0:12.32) | 0:12.44 [9] (0:12.44) | 7.74L | 0:36.77 | -4 |
| 9 | 12 | STILETTOS Damien Thornton | 8 | 61.8 1600m | 0:08.90 Overall | 0:25.79 [5] (0:12.50) | 0:13.29 [8] (0:13.29) | 8.95L | 0:37.97 | -4 |
| 10 | 1 | FONZIE ROCKS Michael Rodd | 5 | 60.7 800m | 0:09.69 Overall | 0:25.98 [9] (0:12.45) | 0:13.53 [10] (0:13.53) | 14.57L | 0:38.09 | -3 |

Scratched: Lucifer The Cat (#17), Rose Of Liberty (#9), Better Than Love (#16), Broadway Spirit (#5), Grand Torino (#2), Blue As Blue (#8)

Report Created: Thu 30 May 2024 14:25 GMT+10 (Note: Timing is based on position data)

Page 3/15

[] Ranking at each section and finish
 -:-:- No data available at this section
 NA No data available

SCN Saddle cloth number
 DNF Did not finish
 DNT Did not track

data processed by  **TRIPLESDATA**



Ipswich QLD Professional
Race 5: SCHWEPPE'S Maiden Handicap - 1700m
30 May 2024 - 14:08



Track Rating: Soft 6, Weather: Overcast, Rail Position: +9m Entire

| Section | | 400m | 200m | | | Last 600m | | | |
|-------------|-------------------|----------------------|----------------------|-----------------|--------------|------------------------|--------|---------|----|
| Field Times | | 0:24.80 (0:12.35) | 0:12.45 (0:12.45) | | | 0:36.83 | | | |
| Rank | TAB Horse/Jockey | Barrier | Top Speed [km/h] | Fastest Section | Margin | Distance Travelled [m] | | | |
| 11 | 14 AUSTRAL STREET | 6 | 61.6 | 0:09.94 | 0:25.70 [11] | 0:13.13 [11] | 15.36L | 0:37.98 | -2 |
| | Matthew Gray | | 1600m | Overall | (0:12.57) | (0:13.13) | | | |

Scratched: Lucifer The Cat (#17), Rose Of Liberty (#9), Better Than Love (#16), Broadway Spirit (#5), Grand Torino (#2), Blue As Blue (#8)

[] Ranking at each section and finish
 -:-:-:- No data available at this section
 NA No data available

SCN Saddle cloth number
 DNF Did not finish
 DNT Did not track



| | |
|--------------------------------|-------------------|
| Horse/Jockey Name | Second Sun |
| Final Rank | 1 |
| Fastest Section Time (Section) | 0:09.03 (Overall) |
| Top Speed [km/h] (Section) | 61.7 (1600m) |
| Race State | Finished |



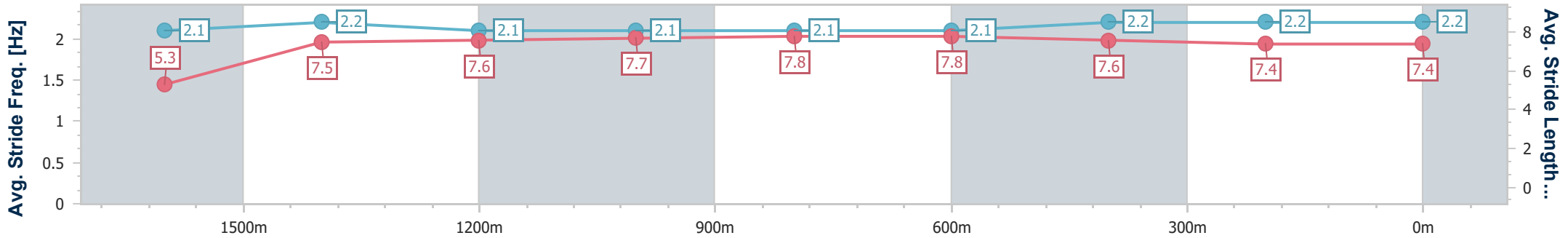
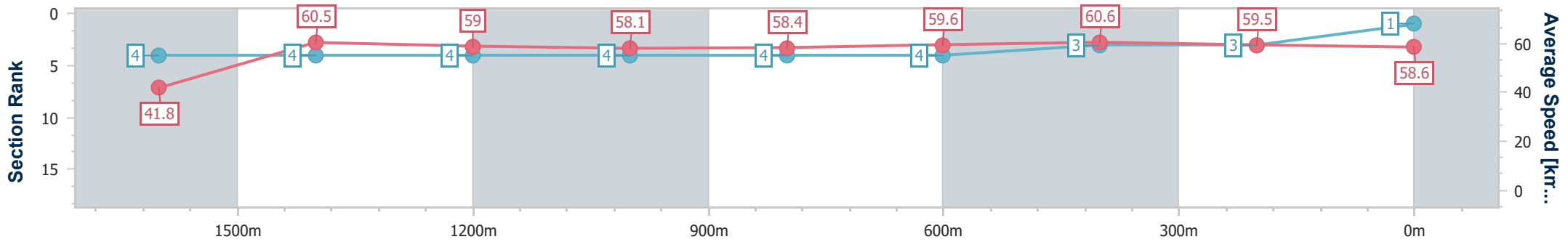
Ipswich QLD Professional
Race 5: SCHWEPPE'S Maiden Handicap - 1700m



30 May 2024 - 14:08

Track Rating: Soft 6, Weather: Overcast, Rail Position: +9m Entire

| Section | Overall | 1600m | 1400m | 1200m | 1000m | 800m | 600m | 400m | 200m |
|------------------------|--------------------------|--------------------------|--------------------------|--------------------------|--------------------------|--------------------------|--------------------------|--------------------------|--------------------------|
| Section Times | 1:46.32 [1] (0:09.03) | 1:37.29 [4] (0:11.91) | 1:25.38 [4] (0:12.21) | 1:13.17 [4] (0:12.42) | 1:00.75 [4] (0:12.34) | 0:48.41 [4] (0:12.09) | 0:36.32 [4] (0:11.90) | 0:24.42 [3] (0:12.12) | 0:12.30 [3] (0:12.30) |
| Average Speed [km/h] | 41.8 | 60.5 | 59.0 | 58.1 | 58.4 | 59.6 | 60.6 | 59.5 | 58.6 |
| Top Speed [km/h] | 58.9 | 61.7 | 61.1 | 58.6 | 59.2 | 60.7 | 61.3 | 60.6 | 60.6 |
| Avg. Dist. to Rail [m] | 18.0 | 0.4 | 0.3 | 0.5 | 0.3 | 0.1 | 0.7 | 1.3 | 2.8 |
| Avg. Stride Freq. [Hz] | 2.1 | 2.2 | 2.1 | 2.1 | 2.1 | 2.1 | 2.2 | 2.2 | 2.2 |
| Avg. Stride Length [m] | 5.3 | 7.5 | 7.6 | 7.7 | 7.8 | 7.8 | 7.6 | 7.4 | 7.4 |



- [] Ranking at each section and finish
- .-.- No data available at this section
- NA No data available



| | |
|--------------------------------|-------------------|
| Horse/Jockey Name | Kilna |
| Final Rank | 2 |
| Fastest Section Time (Section) | 0:09.41 (Overall) |
| Top Speed [km/h] (Section) | 62.2 (600m) |
| Race State | Finished |



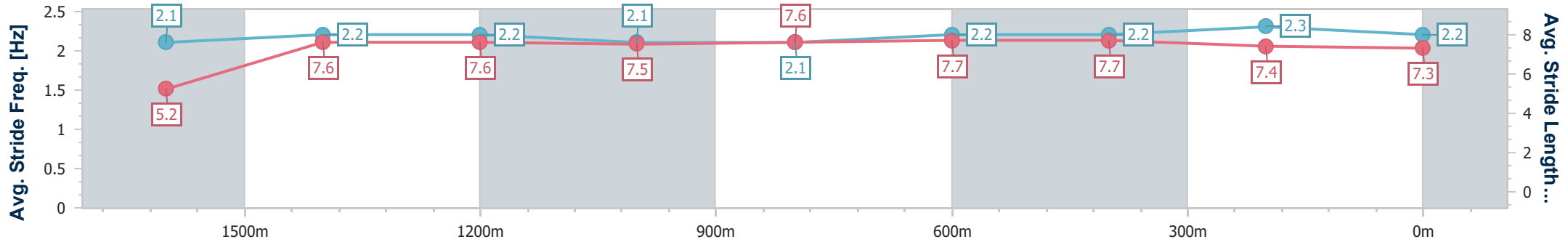
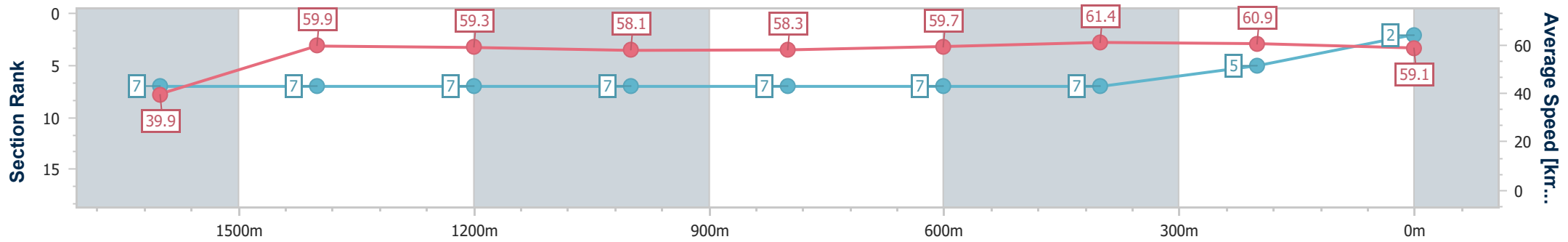
Ipswich QLD Professional
Race 5: SCHWEPPE'S Maiden Handicap - 1700m



30 May 2024 - 14:08

Track Rating: Soft 6, Weather: Overcast, Rail Position: +9m Entire

| Section | Overall | 1600m | 1400m | 1200m | 1000m | 800m | 600m | 400m | 200m |
|------------------------|--------------------------|--------------------------|--------------------------|--------------------------|--------------------------|--------------------------|--------------------------|--------------------------|--------------------------|
| Section Times | 1:46.34 [2] (0:09.41) | 1:36.93 [7] (0:12.01) | 1:24.92 [7] (0:12.16) | 1:12.76 [7] (0:12.41) | 1:00.35 [7] (0:12.38) | 0:47.97 [7] (0:12.06) | 0:35.91 [7] (0:11.82) | 0:24.09 [7] (0:11.91) | 0:12.18 [5] (0:12.18) |
| Average Speed [km/h] | 39.9 | 59.9 | 59.3 | 58.1 | 58.3 | 59.7 | 61.4 | 60.9 | 59.1 |
| Top Speed [km/h] | 58.7 | 61.0 | 61.0 | 58.8 | 58.7 | 60.6 | 62.2 | 61.6 | 61.4 |
| Avg. Dist. to Rail [m] | 19.4 | 0.7 | 0.4 | 0.6 | 0.6 | 0.2 | 1.6 | 3.7 | 5.2 |
| Avg. Stride Freq. [Hz] | 2.1 | 2.2 | 2.2 | 2.1 | 2.1 | 2.2 | 2.2 | 2.3 | 2.2 |
| Avg. Stride Length [m] | 5.2 | 7.6 | 7.6 | 7.5 | 7.6 | 7.7 | 7.7 | 7.4 | 7.3 |



- [] Ranking at each section and finish
- .-.- No data available at this section
- NA No data available



| | |
|--------------------------------|--------------------|
| Horse/Jockey Name | How Ya Been Anyway |
| Final Rank | 3 |
| Fastest Section Time (Section) | 0:08.86 (Overall) |
| Top Speed [km/h] (Section) | 64.4 (1600m) |
| Race State | Finished |



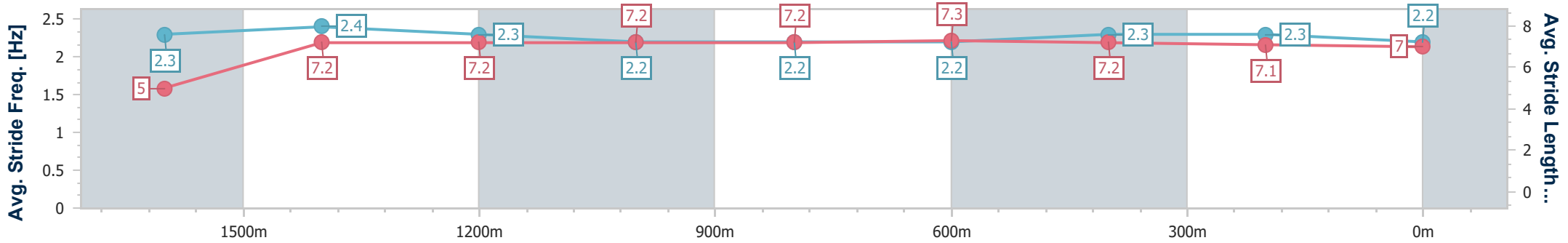
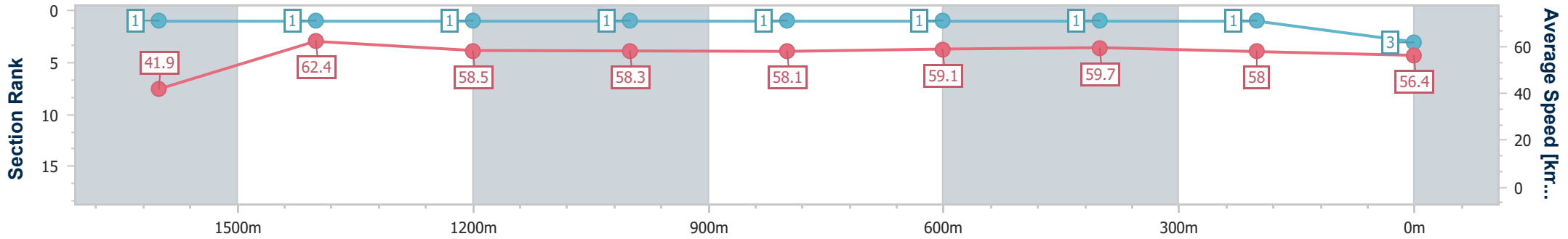
Ipswich QLD Professional
Race 5: SCHWEPPE'S Maiden Handicap - 1700m



30 May 2024 - 14:08

Track Rating: Soft 6, Weather: Overcast, Rail Position: +9m Entire

| Section | Overall | 1600m | 1400m | 1200m | 1000m | 800m | 600m | 400m | 200m |
|------------------------|--------------------------|--------------------------|--------------------------|--------------------------|--------------------------|--------------------------|--------------------------|--------------------------|--------------------------|
| Section Times | 1:46.61 [3] (0:08.86) | 1:37.75 [1] (0:11.54) | 1:26.21 [1] (0:12.29) | 1:13.92 [1] (0:12.31) | 1:01.61 [1] (0:12.35) | 0:49.26 [1] (0:12.14) | 0:37.12 [1] (0:12.03) | 0:25.09 [1] (0:12.35) | 0:12.74 [1] (0:12.74) |
| Average Speed [km/h] | 41.9 | 62.4 | 58.5 | 58.3 | 58.1 | 59.1 | 59.7 | 58.0 | 56.4 |
| Top Speed [km/h] | 60.2 | 64.4 | 60.3 | 58.8 | 58.6 | 59.5 | 60.0 | 59.6 | 57.1 |
| Avg. Dist. to Rail [m] | 20.3 | 1.0 | 0.7 | 0.4 | 0.5 | 0.9 | 1.1 | 1.0 | 0.3 |
| Avg. Stride Freq. [Hz] | 2.3 | 2.4 | 2.3 | 2.2 | 2.2 | 2.2 | 2.3 | 2.3 | 2.2 |
| Avg. Stride Length [m] | 5.0 | 7.2 | 7.2 | 7.2 | 7.2 | 7.3 | 7.2 | 7.1 | 7.0 |



- [] Ranking at each section and finish
- .-.- No data available at this section
- NA No data available



| | |
|--------------------------------|-------------------|
| Horse/Jockey Name | Pele Princess |
| Final Rank | 4 |
| Fastest Section Time (Section) | 0:09.54 (Overall) |
| Top Speed [km/h] (Section) | 62.5 (600m) |
| Race State | Finished |



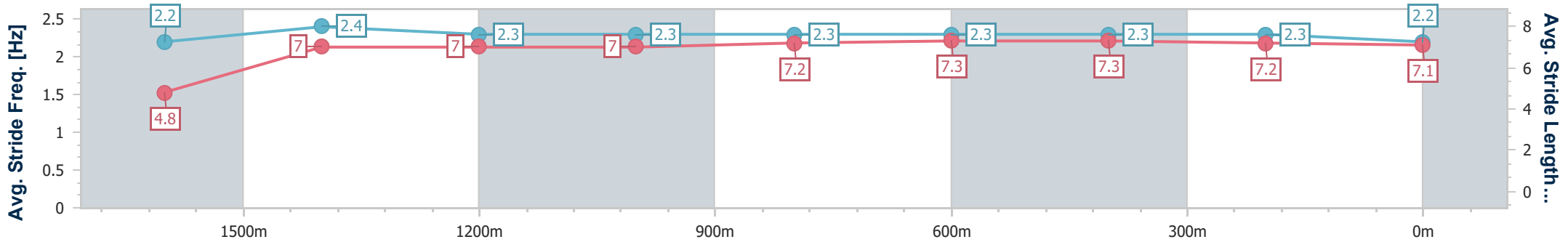
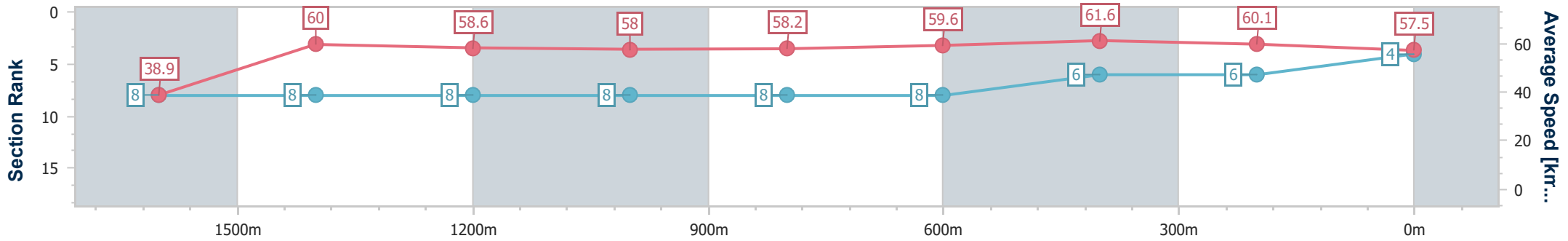
Ipswich QLD Professional
Race 5: SCHWEPPE'S Maiden Handicap - 1700m



30 May 2024 - 14:08

Track Rating: Soft 6, Weather: Overcast, Rail Position: +9m Entire

| Section | Overall | 1600m | 1400m | 1200m | 1000m | 800m | 600m | 400m | 200m |
|------------------------|--------------------------|--------------------------|--------------------------|--------------------------|--------------------------|--------------------------|--------------------------|--------------------------|--------------------------|
| Section Times | 1:46.69 [4] (0:09.54) | 1:37.15 [8] (0:11.97) | 1:25.18 [8] (0:12.25) | 1:12.93 [8] (0:12.36) | 1:00.57 [8] (0:12.35) | 0:48.22 [8] (0:12.04) | 0:36.18 [8] (0:11.69) | 0:24.49 [6] (0:12.00) | 0:12.49 [6] (0:12.49) |
| Average Speed [km/h] | 38.9 | 60.0 | 58.6 | 58.0 | 58.2 | 59.6 | 61.6 | 60.1 | 57.5 |
| Top Speed [km/h] | 57.5 | 61.1 | 61.1 | 59.1 | 59.2 | 60.2 | 62.5 | 61.3 | 59.6 |
| Avg. Dist. to Rail [m] | 17.5 | 1.0 | 0.7 | 0.6 | 0.5 | 1.1 | 0.5 | 1.9 | 3.7 |
| Avg. Stride Freq. [Hz] | 2.2 | 2.4 | 2.3 | 2.3 | 2.3 | 2.3 | 2.3 | 2.3 | 2.2 |
| Avg. Stride Length [m] | 4.8 | 7.0 | 7.0 | 7.0 | 7.2 | 7.3 | 7.3 | 7.2 | 7.1 |



- [] Ranking at each section and finish
- .-.- No data available at this section
- NA No data available



| | |
|--------------------------------|-------------------|
| Horse/Jockey Name | Crimson Reward |
| Final Rank | 5 |
| Fastest Section Time (Section) | 0:09.31 (Overall) |
| Top Speed [km/h] (Section) | 61.9 (1400m) |
| Race State | Finished |



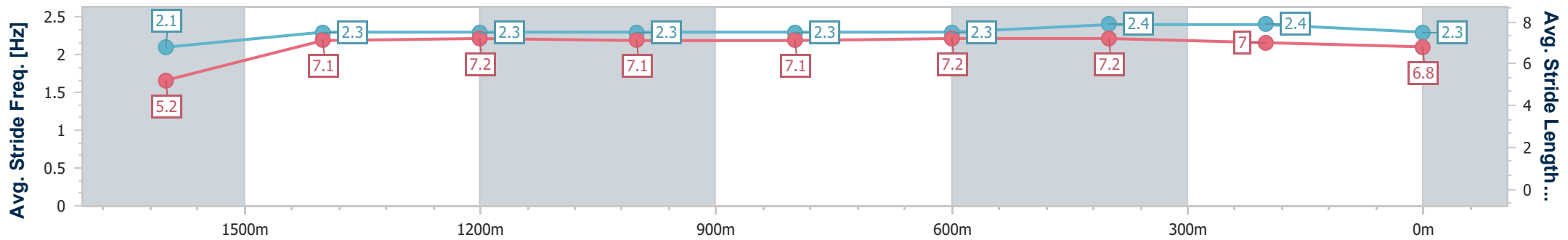
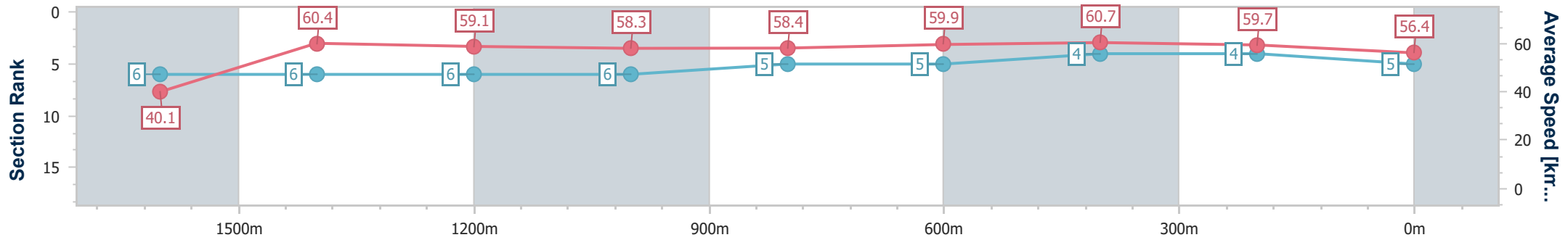
Ipswich QLD Professional
Race 5: SCHWEPPE'S Maiden Handicap - 1700m



30 May 2024 - 14:08

Track Rating: Soft 6, Weather: Overcast, Rail Position: +9m Entire

| Section | Overall | 1600m | 1400m | 1200m | 1000m | 800m | 600m | 400m | 200m |
|------------------------|--------------------------|--------------------------|--------------------------|--------------------------|--------------------------|--------------------------|--------------------------|--------------------------|--------------------------|
| Section Times | 1:46.77 [5] (0:09.31) | 1:37.46 [6] (0:11.98) | 1:25.48 [6] (0:12.13) | 1:13.35 [6] (0:12.42) | 1:00.93 [6] (0:12.34) | 0:48.59 [5] (0:12.01) | 0:36.58 [5] (0:11.84) | 0:24.74 [4] (0:12.01) | 0:12.73 [4] (0:12.73) |
| Average Speed [km/h] | 40.1 | 60.4 | 59.1 | 58.3 | 58.4 | 59.9 | 60.7 | 59.7 | 56.4 |
| Top Speed [km/h] | 59.2 | 61.9 | 61.9 | 59.1 | 59.6 | 60.5 | 61.1 | 60.7 | 58.2 |
| Avg. Dist. to Rail [m] | 20.2 | 0.4 | 0.2 | 0.4 | 0.4 | 0.3 | 0.5 | 0.7 | 1.2 |
| Avg. Stride Freq. [Hz] | 2.1 | 2.3 | 2.3 | 2.3 | 2.3 | 2.3 | 2.4 | 2.4 | 2.3 |
| Avg. Stride Length [m] | 5.2 | 7.1 | 7.2 | 7.1 | 7.1 | 7.2 | 7.2 | 7.0 | 6.8 |



- [] Ranking at each section and finish
- .-.- No data available at this section
- NA No data available



| | |
|--------------------------------|-------------------|
| Horse/Jockey Name | With Diamonds |
| Final Rank | 6 |
| Fastest Section Time (Section) | 0:09.20 (Overall) |
| Top Speed [km/h] (Section) | 62.3 (1600m) |
| Race State | Finished |



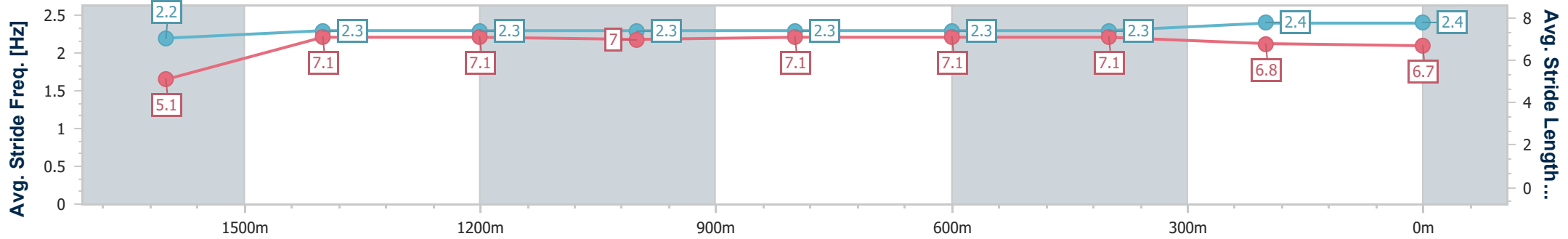
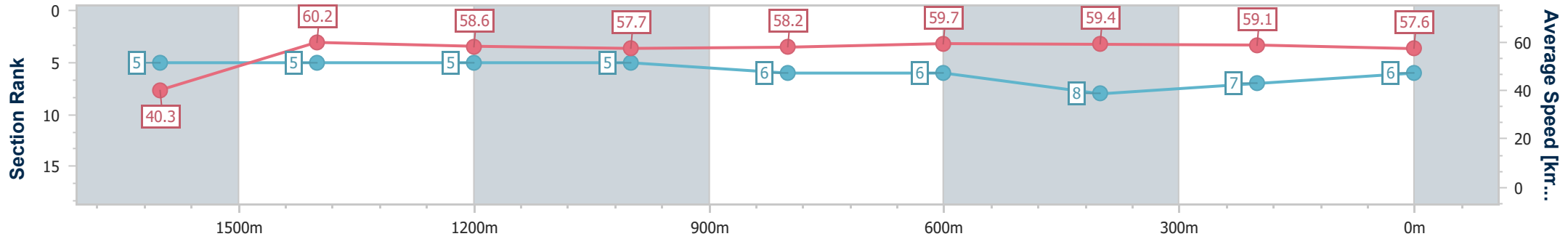
Ipswich QLD Professional
Race 5: SCHWEPPE'S Maiden Handicap - 1700m



30 May 2024 - 14:08

Track Rating: Soft 6, Weather: Overcast, Rail Position: +9m Entire

| Section | Overall | 1600m | 1400m | 1200m | 1000m | 800m | 600m | 400m | 200m |
|------------------------|--------------------------|--------------------------|--------------------------|--------------------------|--------------------------|--------------------------|--------------------------|--------------------------|--------------------------|
| Section Times | 1:46.93 [6] (0:09.20) | 1:37.73 [5] (0:11.92) | 1:25.81 [5] (0:12.28) | 1:13.53 [5] (0:12.42) | 1:01.11 [5] (0:12.38) | 0:48.73 [6] (0:12.04) | 0:36.69 [6] (0:12.03) | 0:24.66 [8] (0:12.14) | 0:12.52 [7] (0:12.52) |
| Average Speed [km/h] | 40.3 | 60.2 | 58.6 | 57.7 | 58.2 | 59.7 | 59.4 | 59.1 | 57.6 |
| Top Speed [km/h] | 58.6 | 62.3 | 60.1 | 58.5 | 58.7 | 60.8 | 61.0 | 59.5 | 59.1 |
| Avg. Dist. to Rail [m] | 18.7 | 1.1 | 0.7 | 0.5 | 0.6 | 0.9 | 1.1 | 0.9 | 1.3 |
| Avg. Stride Freq. [Hz] | 2.2 | 2.3 | 2.3 | 2.3 | 2.3 | 2.3 | 2.3 | 2.4 | 2.4 |
| Avg. Stride Length [m] | 5.1 | 7.1 | 7.1 | 7.0 | 7.1 | 7.1 | 7.1 | 6.8 | 6.7 |



- [] Ranking at each section and finish
- .-.- No data available at this section
- NA No data available



| | |
|--------------------------------|-------------------|
| Horse/Jockey Name | Enolaba |
| Final Rank | 7 |
| Fastest Section Time (Section) | 0:08.90 (Overall) |
| Top Speed [km/h] (Section) | 62.8 (1600m) |
| Race State | Finished |



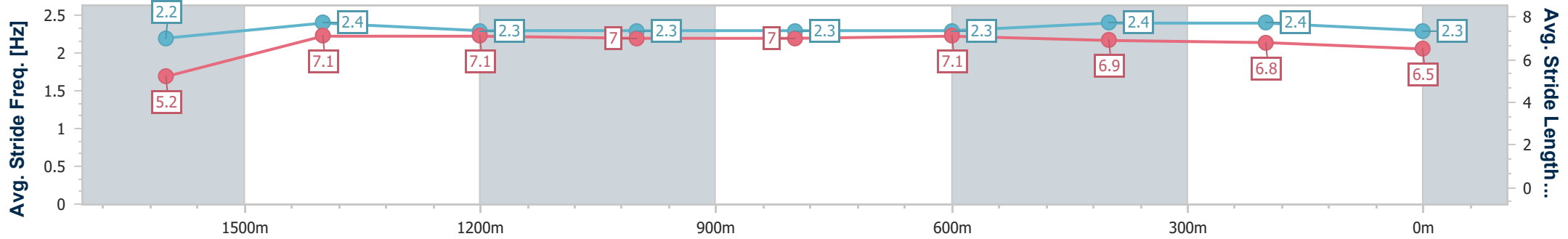
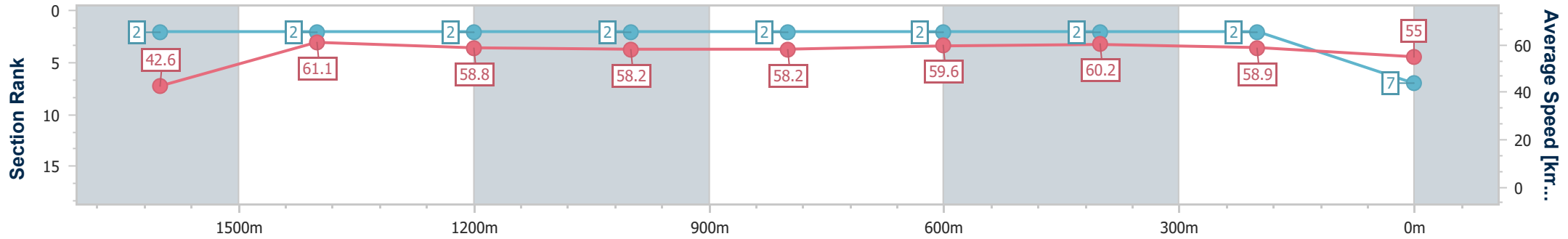
Ipswich QLD Professional
Race 5: SCHWEPPE'S Maiden Handicap - 1700m



30 May 2024 - 14:08

Track Rating: Soft 6, Weather: Overcast, Rail Position: +9m Entire

| Section | Overall | 1600m | 1400m | 1200m | 1000m | 800m | 600m | 400m | 200m |
|------------------------|--------------------------|--------------------------|--------------------------|--------------------------|--------------------------|--------------------------|--------------------------|--------------------------|--------------------------|
| Section Times | 1:47.05 [7] (0:08.90) | 1:38.15 [2] (0:11.80) | 1:26.35 [2] (0:12.21) | 1:14.14 [2] (0:12.35) | 1:01.79 [2] (0:12.35) | 0:49.44 [2] (0:12.09) | 0:37.35 [2] (0:11.96) | 0:25.39 [2] (0:12.28) | 0:13.11 [2] (0:13.11) |
| Average Speed [km/h] | 42.6 | 61.1 | 58.8 | 58.2 | 58.2 | 59.6 | 60.2 | 58.9 | 55.0 |
| Top Speed [km/h] | 59.8 | 62.8 | 60.8 | 59.0 | 59.3 | 61.2 | 61.0 | 60.3 | 57.4 |
| Avg. Dist. to Rail [m] | 19.3 | 1.9 | 0.4 | 0.5 | 0.4 | 0.2 | 0.3 | 1.5 | 3.1 |
| Avg. Stride Freq. [Hz] | 2.2 | 2.4 | 2.3 | 2.3 | 2.3 | 2.3 | 2.4 | 2.4 | 2.3 |
| Avg. Stride Length [m] | 5.2 | 7.1 | 7.1 | 7.0 | 7.0 | 7.1 | 6.9 | 6.8 | 6.5 |



- [] Ranking at each section and finish
- .-.- No data available at this section
- NA No data available



| | |
|--------------------------------|-------------------|
| Horse/Jockey Name | In The Picture |
| Final Rank | 8 |
| Fastest Section Time (Section) | 0:09.63 (Overall) |
| Top Speed [km/h] (Section) | 61.0 (1600m) |
| Race State | Finished |



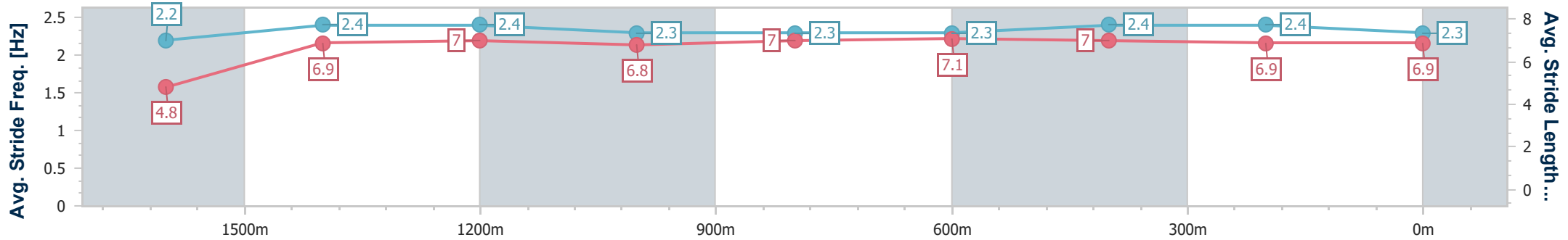
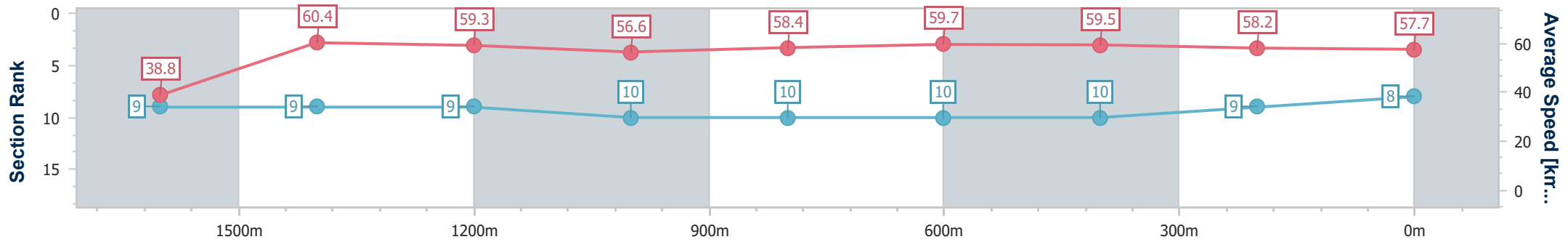
Ipswich QLD Professional
Race 5: SCHWEPPE'S Maiden Handicap - 1700m



30 May 2024 - 14:08

Track Rating: Soft 6, Weather: Overcast, Rail Position: +9m Entire

| Section | Overall | 1600m | 1400m | 1200m | 1000m | 800m | 600m | 400m | 200m |
|------------------------|--------------------------|--------------------------|--------------------------|--------------------------|---------------------------|---------------------------|---------------------------|---------------------------|--------------------------|
| Section Times | 1:47.64 [8] (0:09.63) | 1:38.01 [9] (0:11.97) | 1:26.04 [9] (0:12.20) | 1:13.84 [9] (0:12.73) | 1:01.11 [10] (0:12.36) | 0:48.75 [10] (0:11.98) | 0:36.77 [10] (0:12.01) | 0:24.76 [10] (0:12.32) | 0:12.44 [9] (0:12.44) |
| Average Speed [km/h] | 38.8 | 60.4 | 59.3 | 56.6 | 58.4 | 59.7 | 59.5 | 58.2 | 57.7 |
| Top Speed [km/h] | 59.5 | 61.0 | 61.0 | 59.4 | 59.8 | 60.9 | 60.1 | 58.4 | 58.3 |
| Avg. Dist. to Rail [m] | 19.1 | 1.6 | 1.2 | 0.8 | 0.4 | 1.3 | 1.4 | 1.5 | 0.6 |
| Avg. Stride Freq. [Hz] | 2.2 | 2.4 | 2.4 | 2.3 | 2.3 | 2.3 | 2.4 | 2.4 | 2.3 |
| Avg. Stride Length [m] | 4.8 | 6.9 | 7.0 | 6.8 | 7.0 | 7.1 | 7.0 | 6.9 | 6.9 |



- [] Ranking at each section and finish
- .-.- No data available at this section
- NA No data available



| | |
|--------------------------------|-------------------|
| Horse/Jockey Name | Stiletto |
| Final Rank | 9 |
| Fastest Section Time (Section) | 0:08.90 (Overall) |
| Top Speed [km/h] (Section) | 61.8 (1600m) |
| Race State | Finished |



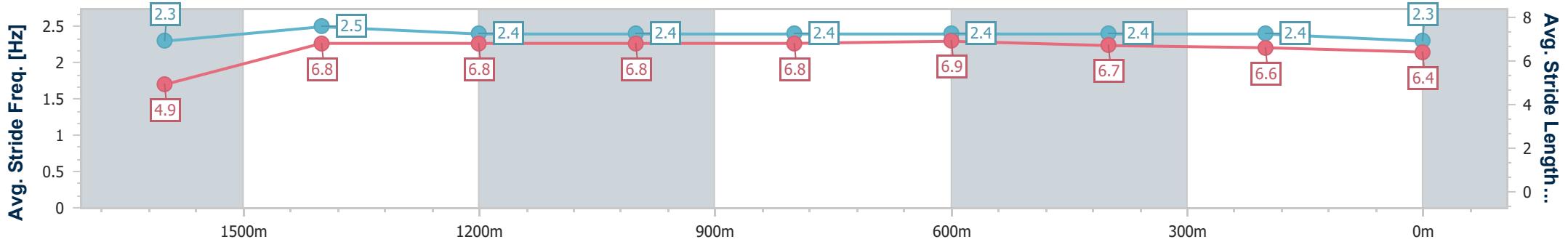
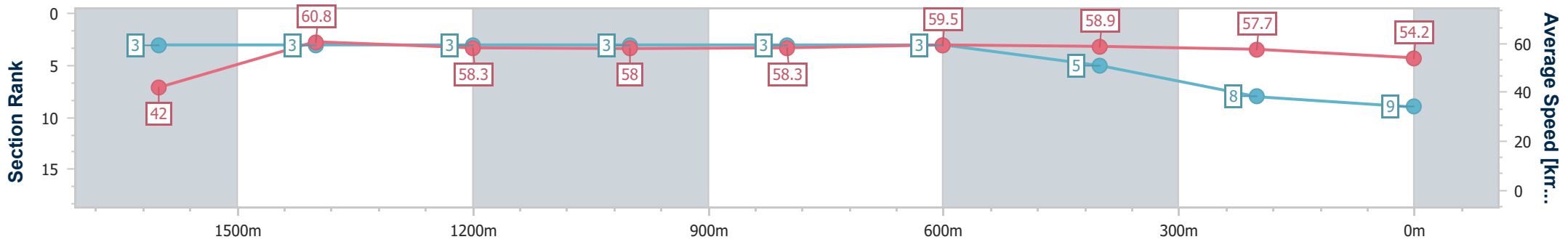
Ipswich QLD Professional
Race 5: SCHWEPPE'S Maiden Handicap - 1700m



30 May 2024 - 14:08

Track Rating: Soft 6, Weather: Overcast, Rail Position: +9m Entire

| Section | Overall | 1600m | 1400m | 1200m | 1000m | 800m | 600m | 400m | 200m |
|------------------------|--------------------------|--------------------------|--------------------------|--------------------------|--------------------------|--------------------------|--------------------------|--------------------------|--------------------------|
| Section Times | 1:47.84 [9] (0:08.90) | 1:38.94 [3] (0:11.85) | 1:27.09 [3] (0:12.34) | 1:14.75 [3] (0:12.36) | 1:02.39 [3] (0:12.33) | 0:50.06 [3] (0:12.09) | 0:37.97 [3] (0:12.18) | 0:25.79 [5] (0:12.50) | 0:13.29 [8] (0:13.29) |
| Average Speed [km/h] | 42.0 | 60.8 | 58.3 | 58.0 | 58.3 | 59.5 | 58.9 | 57.7 | 54.2 |
| Top Speed [km/h] | 59.4 | 61.8 | 60.6 | 59.0 | 59.4 | 60.5 | 60.0 | 59.1 | 55.6 |
| Avg. Dist. to Rail [m] | 19.8 | 1.0 | 0.4 | 0.9 | 0.8 | 0.5 | 0.2 | 0.4 | 0.4 |
| Avg. Stride Freq. [Hz] | 2.3 | 2.5 | 2.4 | 2.4 | 2.4 | 2.4 | 2.4 | 2.4 | 2.3 |
| Avg. Stride Length [m] | 4.9 | 6.8 | 6.8 | 6.8 | 6.8 | 6.9 | 6.7 | 6.6 | 6.4 |



- [] Ranking at each section and finish
- .-.- No data available at this section
- NA No data available



| | |
|--------------------------------|-------------------|
| Horse/Jockey Name | Fonzie Rocks |
| Final Rank | 10 |
| Fastest Section Time (Section) | 0:09.69 (Overall) |
| Top Speed [km/h] (Section) | 60.7 (800m) |
| Race State | Finished |



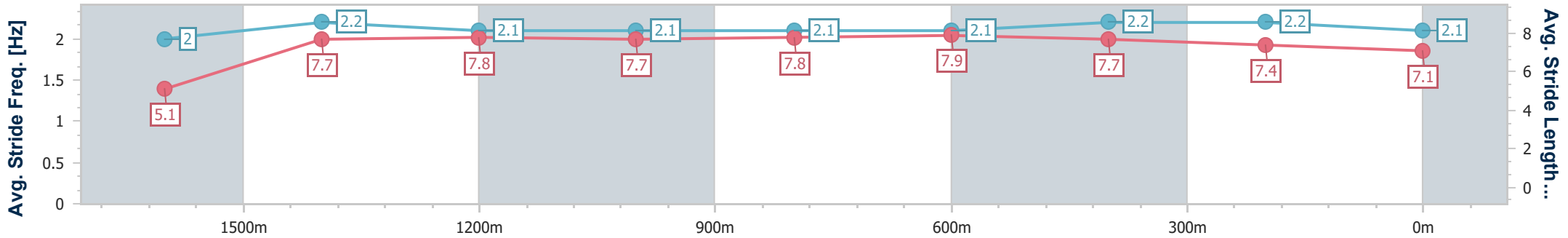
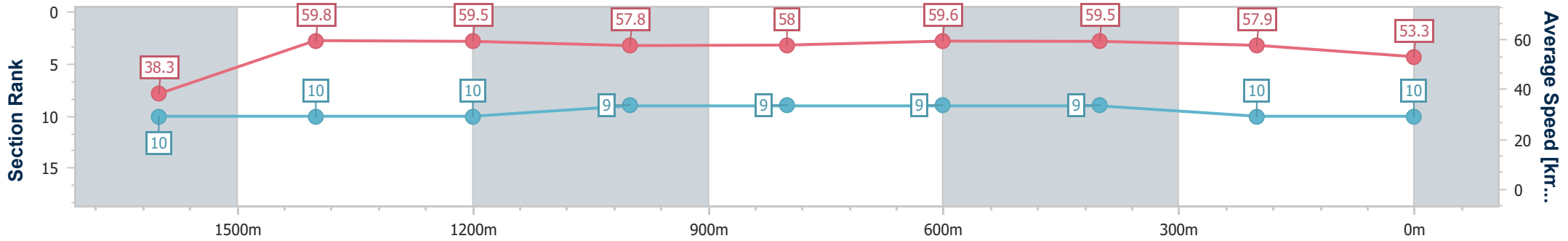
Ipswich QLD Professional
Race 5: SCHWEPPE'S Maiden Handicap - 1700m



30 May 2024 - 14:08

Track Rating: Soft 6, Weather: Overcast, Rail Position: +9m Entire

| Section | Overall | 1600m | 1400m | 1200m | 1000m | 800m | 600m | 400m | 200m |
|------------------------|---------------------------|---------------------------|---------------------------|---------------------------|--------------------------|--------------------------|--------------------------|--------------------------|---------------------------|
| Section Times | 1:48.80 [10] (0:09.69) | 1:39.11 [10] (0:12.02) | 1:27.09 [10] (0:12.09) | 1:15.00 [10] (0:12.42) | 1:02.58 [9] (0:12.46) | 0:50.12 [9] (0:12.03) | 0:38.09 [9] (0:12.11) | 0:25.98 [9] (0:12.45) | 0:13.53 [10] (0:13.53) |
| Average Speed [km/h] | 38.3 | 59.8 | 59.5 | 57.8 | 58.0 | 59.6 | 59.5 | 57.9 | 53.3 |
| Top Speed [km/h] | 59.6 | 60.6 | 60.7 | 59.1 | 59.1 | 60.7 | 60.5 | 58.7 | 56.8 |
| Avg. Dist. to Rail [m] | 19.9 | 0.3 | 0.4 | 0.4 | 0.3 | 0.4 | 0.5 | 0.5 | 1.8 |
| Avg. Stride Freq. [Hz] | 2.0 | 2.2 | 2.1 | 2.1 | 2.1 | 2.1 | 2.2 | 2.2 | 2.1 |
| Avg. Stride Length [m] | 5.1 | 7.7 | 7.8 | 7.7 | 7.8 | 7.9 | 7.7 | 7.4 | 7.1 |



- [] Ranking at each section and finish
- .-.- No data available at this section
- NA No data available



| | |
|--------------------------------|-------------------|
| Horse/Jockey Name | Austral Street |
| Final Rank | 11 |
| Fastest Section Time (Section) | 0:09.94 (Overall) |
| Top Speed [km/h] (Section) | 61.6 (1600m) |
| Race State | Finished |



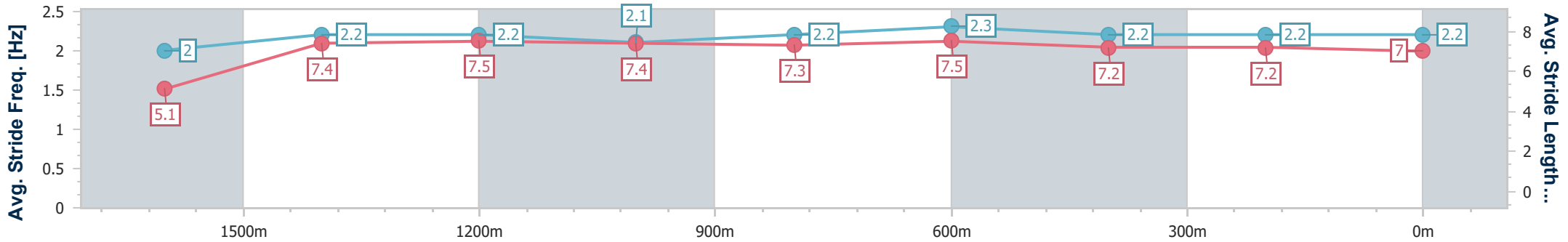
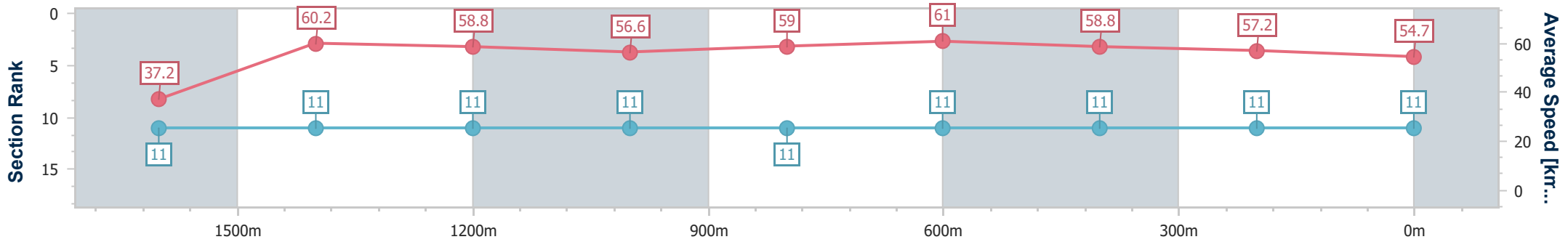
Ipswich QLD Professional
Race 5: SCHWEPPE'S Maiden Handicap - 1700m



30 May 2024 - 14:08

Track Rating: Soft 6, Weather: Overcast, Rail Position: +9m Entire

| Section | Overall | 1600m | 1400m | 1200m | 1000m | 800m | 600m | 400m | 200m |
|------------------------|---------------------------|---------------------------|---------------------------|---------------------------|---------------------------|---------------------------|---------------------------|---------------------------|---------------------------|
| Section Times | 1:48.93 [11] (0:09.94) | 1:38.99 [11] (0:12.01) | 1:26.98 [11] (0:12.25) | 1:14.73 [11] (0:12.71) | 1:02.02 [11] (0:12.22) | 0:49.80 [11] (0:11.82) | 0:37.98 [11] (0:12.28) | 0:25.70 [11] (0:12.57) | 0:13.13 [11] (0:13.13) |
| Average Speed [km/h] | 37.2 | 60.2 | 58.8 | 56.6 | 59.0 | 61.0 | 58.8 | 57.2 | 54.7 |
| Top Speed [km/h] | 57.3 | 61.6 | 59.6 | 58.9 | 60.4 | 61.4 | 61.4 | 58.7 | 56.4 |
| Avg. Dist. to Rail [m] | 20.5 | 1.0 | 0.4 | 0.2 | 0.7 | 0.3 | 1.1 | 0.8 | 0.8 |
| Avg. Stride Freq. [Hz] | 2.0 | 2.2 | 2.2 | 2.1 | 2.2 | 2.3 | 2.2 | 2.2 | 2.2 |
| Avg. Stride Length [m] | 5.1 | 7.4 | 7.5 | 7.4 | 7.3 | 7.5 | 7.2 | 7.2 | 7.0 |



- [] Ranking at each section and finish
- .-.- No data available at this section
- NA No data available

Ipswich QLD Professional

Race 6: GORDON'S GIN QTIS Three-Year-Old BENCHMARK 65 Handicap - 1700m

30 May 2024 - 14:49

Track Rating: Soft 7, Weather: Showers, Rail Position: +9m Entire

| Section | | Overall | 1600m | 1400m | 1200m | 1000m | 800m | 600m | Last 600m | | | | | |
|-------------|-----|---|----------------------|----------------------|----------------------|---------------------------|---------------------------|---------------------------|---------------------------|---------------------------|---------------------------|---------------------------|------------------------|-----|
| Field Times | | 1:45.22 (0:08.73) | 1:36.49 (0:10.87) | 1:25.62 (0:11.35) | 1:14.27 (0:12.21) | 1:02.06 (0:12.53) | 0:49.53 (0:12.52) | 0:37.01 (0:12.05) | 0:37.01 | | | | | |
| Rank | TAB | Horse/Jockey | Barrier | Top Speed [km/h] | Fastest Section | | | | | | | | Distance Travelled [m] | |
| 1 | 2 | DIABLO BOLT Dan McGillivray | 1 | 66.5 1400m | 0:08.74 Overall | 1:45.22 [1] (0:08.74) | 1:36.48 [2] (0:11.37) | 1:25.11 [3] (0:11.48) | 1:13.63 [3] (0:12.25) | 1:01.38 [3] (0:12.31) | 0:49.07 [3] (0:12.66) | 0:36.41 [4] (0:12.12) | 0:36.41 | |
| 2 | 7 | FARWEST Angela Jones | 8 | 64.4 1400m | 0:09.42 Overall | 1:45.22 [2] (0:09.42) | 1:35.80 [8] (0:11.45) | 1:24.35 [8] (0:11.27) | 1:13.08 [8] (0:12.07) | 1:01.01 [7] (0:12.35) | 0:48.66 [7] (0:12.53) | 0:36.13 [7] (0:11.89) | 0:36.13 | +8 |
| 3 | 5 | MEDICAL AUTOCRAT Kyle Wilson-Taylor | 3 | 64.8 1600m | 0:08.97 Overall | 1:45.29 [3] (0:08.97) | 1:36.32 [5] (0:11.34) | 1:24.98 [4] (0:11.52) | 1:13.46 [5] (0:12.13) | 1:01.33 [5] (0:12.27) | 0:49.06 [4] (0:12.52) | 0:36.54 [3] (0:12.04) | 0:36.54 | +6 |
| 4 | 3 | BORN TO BE ALIVE Karl Zechner | 6 | 67.0 1600m | 0:08.73 Overall | 1:45.63 [4] (0:08.73) | 1:36.90 [1] (0:10.87) | 1:26.03 [1] (0:11.35) | 1:14.68 [1] (0:12.21) | 1:02.47 [1] (0:12.53) | 0:49.94 [1] (0:12.52) | 0:37.42 [1] (0:12.05) | 0:37.42 | +3 |
| 5 | 1 | CAN'T GETWHATIWANT Nozi Tomizawa | 12 | 65.0 1400m | 0:09.52 Overall | 1:45.81 [5] (0:09.52) | 1:36.29 [10] (0:11.67) | 1:24.62 [9] (0:11.30) | 1:13.32 [9] (0:11.95) | 1:01.37 [8] (0:12.38) | 0:48.99 [8] (0:12.49) | 0:36.50 [8] (0:11.61) | 0:36.50 | +9 |
| 6 | 9 | MISS BRITTANY Damien Thornton | 2 | 64.9 1600m | 0:09.22 Overall | 1:46.39 [6] (0:09.22) | 1:37.17 [7] (0:11.31) | 1:25.86 [6] (0:11.50) | 1:14.36 [6] (0:11.98) | 1:02.38 [6] (0:12.37) | 0:50.01 [5] (0:12.51) | 0:37.50 [5] (0:12.12) | 0:37.50 | +1 |
| 7 | 4 | HAKATERE Jai Williams | 9 | 66.2 1600m | 0:08.74 Overall | 1:46.60 [7] (0:08.74) | 1:37.86 [3] (0:11.03) | 1:26.83 [2] (0:11.44) | 1:15.39 [2] (0:12.22) | 1:03.17 [2] (0:12.50) | 0:50.67 [2] (0:12.53) | 0:38.14 [2] (0:12.14) | 0:38.14 | +6 |
| 8 | 11 | ROYLYN LASS Tahlia Fenlon | 10 | 64.5 1400m | 0:09.45 Overall | 1:47.12 [8] (0:09.45) | 1:37.67 [9] (0:11.75) | 1:25.92 [10] (0:11.40) | 1:14.52 [10] (0:12.15) | 1:02.37 [10] (0:12.38) | 0:49.99 [10] (0:12.37) | 0:37.62 [9] (0:12.48) | 0:37.62 | +10 |
| 9 | 10 | BROADWAY SPIRIT Jake Bayliss | 5 | 63.6 1400m | 0:08.92 Overall | 1:48.34 [9] (0:08.92) | 1:39.42 [4] (0:11.64) | 1:27.78 [7] (0:11.56) | 1:16.22 [7] (0:12.34) | 1:03.88 [9] (0:12.46) | 0:51.42 [9] (0:12.65) | 0:38.77 [10] (0:12.47) | 0:38.77 | +9 |
| 10 | 12 | BETTER THAN LOVE Samantha Collett | 7 | 64.8 1600m | 0:09.11 Overall | 1:51.05 [10] (0:09.11) | 1:41.94 [6] (0:11.21) | 1:30.73 [5] (0:11.49) | 1:19.24 [4] (0:12.08) | 1:07.16 [4] (0:12.58) | 0:54.58 [6] (0:12.46) | 0:42.12 [6] (0:12.97) | 0:42.12 | +9 |

Scratched: Grand Torino (#8), Dark Thinker (#6)



Ipswich QLD Professional
Race 6: GORDON'S GIN QTIS Three-Year-Old BENCHMARK 65 Handicap
- 1700m
30 May 2024 - 14:49



Track Rating: Soft 7, Weather: Showers, Rail Position: +9m Entire

| Section | | | | 400m | 200m | | | Last 600m | | |
|-------------|-----|---|---------|----------------------|----------------------|---------------------------|---------------------------|-----------|------------------------|-----|
| Field Times | | | | 0:24.96 (0:12.41) | 0:12.55 (0:12.55) | | | 0:37.01 | | |
| Rank | TAB | Horse/Jockey | Barrier | Top Speed [km/h] | Fastest Section | Margin | | | Distance Travelled [m] | |
| 1 | 2 | DIABLO BOLT Dan McGillivray | 1 | 66.5 1400m | 0:08.74 Overall | 0:24.29 [5] (0:11.97) | 0:12.32 [2] (0:12.32) | 1:45.22 | 0:36.41 | |
| 2 | 7 | FARWEST Angela Jones | 8 | 64.4 1400m | 0:09.42 Overall | 0:24.24 [6] (0:11.96) | 0:12.28 [4] (0:12.28) | 0.02L | 0:36.13 | +8 |
| 3 | 5 | MEDICAL AUTOCRAT Kyle Wilson-Taylor | 3 | 64.8 1600m | 0:08.97 Overall | 0:24.50 [3] (0:12.13) | 0:12.37 [3] (0:12.37) | 0.42L | 0:36.54 | +6 |
| 4 | 3 | BORN TO BE ALIVE Karl Zechner | 6 | 67.0 1600m | 0:08.73 Overall | 0:25.37 [1] (0:12.41) | 0:12.96 [1] (0:12.96) | 2.46L | 0:37.42 | +3 |
| 5 | 1 | CAN'T GETWHATIWANT Nozi Tomizawa | 12 | 65.0 1400m | 0:09.52 Overall | 0:24.89 [4] (0:12.09) | 0:12.80 [5] (0:12.80) | 3.52L | 0:36.50 | +9 |
| 6 | 9 | MISS BRITTANY Damien Thornton | 2 | 64.9 1600m | 0:09.22 Overall | 0:25.38 [7] (0:12.28) | 0:13.10 [7] (0:13.10) | 6.88L | 0:37.50 | +1 |
| 7 | 4 | HAKATERE Jai Williams | 9 | 66.2 1600m | 0:08.74 Overall | 0:26.00 [2] (0:12.66) | 0:13.34 [6] (0:13.34) | 8.14L | 0:38.14 | +6 |
| 8 | 11 | ROYLYN LASS Tahlia Fenlon | 10 | 64.5 1400m | 0:09.45 Overall | 0:25.14 [9] (0:12.49) | 0:12.65 [8] (0:12.65) | 11.19L | 0:37.62 | +10 |
| 9 | 10 | BROADWAY SPIRIT Jake Bayliss | 5 | 63.6 1400m | 0:08.92 Overall | 0:26.30 [10] (0:12.62) | 0:13.68 [9] (0:13.68) | 18.38L | 0:38.77 | +9 |
| 10 | 12 | BETTER THAN LOVE Samantha Collett | 7 | 64.8 1600m | 0:09.11 Overall | 0:29.15 [8] (0:13.55) | 0:15.60 [10] (0:15.60) | 34.29L | 0:42.12 | +9 |

Scratched: Grand Torino (#8), Dark Thinker (#6)

[] Ranking at each section and finish
 -:-:- No data available at this section
 NA No data available
 SCN Saddle cloth number
 DNF Did not finish
 DNT Did not track



| | |
|--------------------------------|-------------------|
| Horse/Jockey Name | Diablo Bolt |
| Final Rank | 1 |
| Fastest Section Time (Section) | 0:08.74 (Overall) |
| Top Speed [km/h] (Section) | 66.5 (1400m) |
| Race State | Finished |

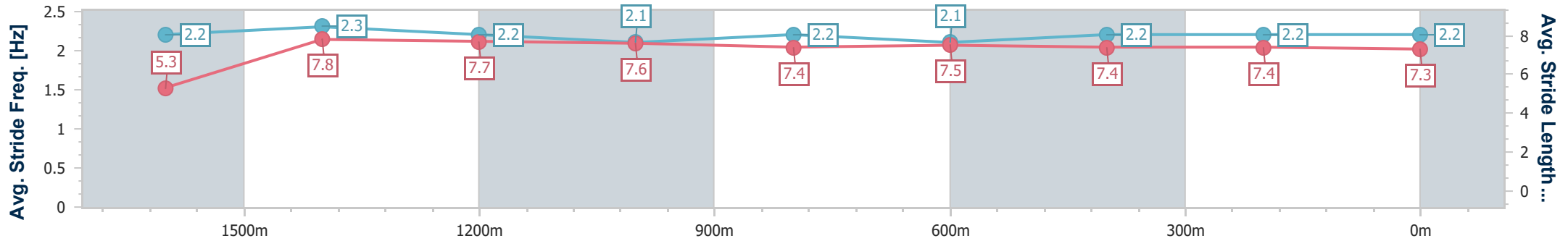
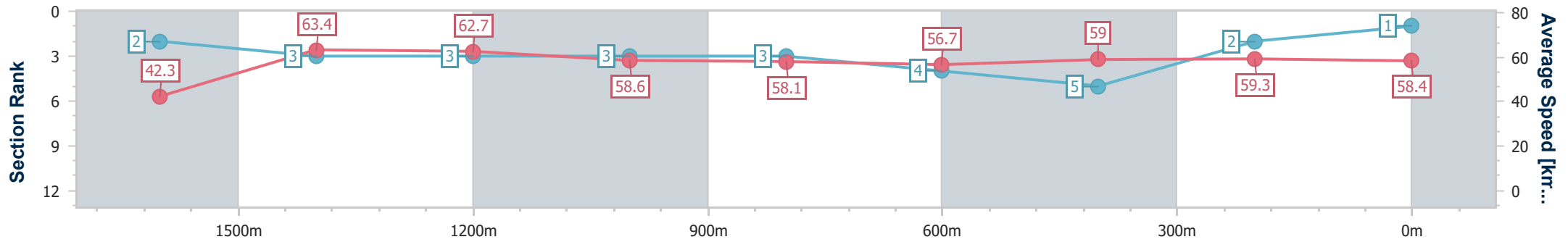


Ipswich QLD Professional
 Race 6: GORDON'S GIN QTIS Three-Year-Old BENCHMARK 65
 Handicap - 1700m
 30 May 2024 - 14:49



Track Rating: Soft 7, Weather: Showers, Rail Position: +9m Entire

| Section | Overall | 1600m | 1400m | 1200m | 1000m | 800m | 600m | 400m | 200m |
|------------------------|--------------------------|--------------------------|--------------------------|--------------------------|--------------------------|--------------------------|--------------------------|--------------------------|--------------------------|
| Section Times | 1:45.22 [1] (0:08.74) | 1:36.48 [2] (0:11.37) | 1:25.11 [3] (0:11.48) | 1:13.63 [3] (0:12.25) | 1:01.38 [3] (0:12.31) | 0:49.07 [3] (0:12.66) | 0:36.41 [4] (0:12.12) | 0:24.29 [5] (0:11.97) | 0:12.32 [2] (0:12.32) |
| Average Speed [km/h] | 42.3 | 63.4 | 62.7 | 58.6 | 58.1 | 56.7 | 59.0 | 59.3 | 58.4 |
| Top Speed [km/h] | 61.0 | 64.5 | 66.5 | 59.8 | 59.2 | 57.9 | 60.2 | 60.7 | 59.4 |
| Avg. Dist. to Rail [m] | 16.1 | 0.8 | 0.2 | 0.4 | 1.3 | 1.5 | 1.9 | 2.3 | 0.2 |
| Avg. Stride Freq. [Hz] | 2.2 | 2.3 | 2.2 | 2.1 | 2.2 | 2.1 | 2.2 | 2.2 | 2.2 |
| Avg. Stride Length [m] | 5.3 | 7.8 | 7.7 | 7.6 | 7.4 | 7.5 | 7.4 | 7.4 | 7.3 |



- [] Ranking at each section and finish
- .-.- No data available at this section
- NA No data available



| | |
|--------------------------------|-------------------|
| Horse/Jockey Name | Farwest |
| Final Rank | 2 |
| Fastest Section Time (Section) | 0:09.42 (Overall) |
| Top Speed [km/h] (Section) | 64.4 (1400m) |
| Race State | Finished |

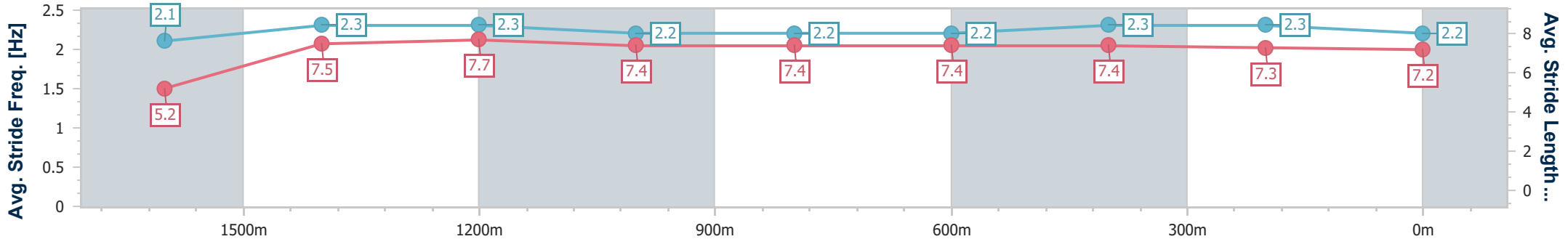
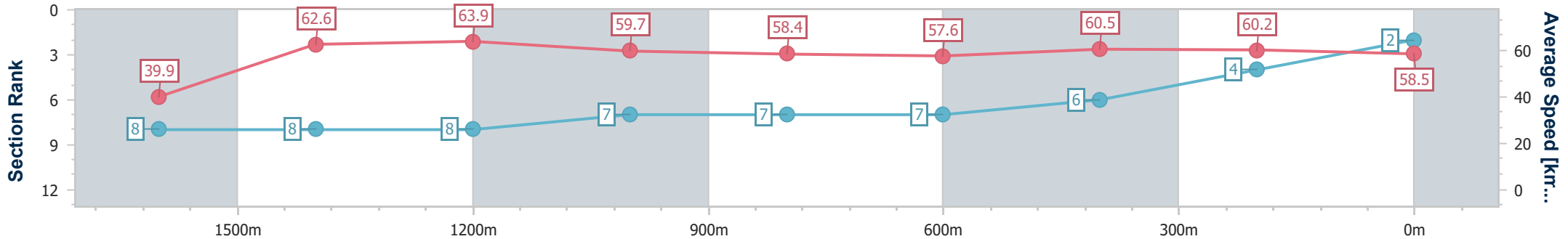


Ipswich QLD Professional
 Race 6: GORDON'S GIN QTIS Three-Year-Old BENCHMARK 65
 Handicap - 1700m
 30 May 2024 - 14:49



Track Rating: Soft 7, Weather: Showers, Rail Position: +9m Entire

| Section | Overall | 1600m | 1400m | 1200m | 1000m | 800m | 600m | 400m | 200m |
|------------------------|--------------------------|--------------------------|--------------------------|--------------------------|--------------------------|--------------------------|--------------------------|--------------------------|--------------------------|
| Section Times | 1:45.22 [2] (0:09.42) | 1:35.80 [8] (0:11.45) | 1:24.35 [8] (0:11.27) | 1:13.08 [8] (0:12.07) | 1:01.01 [7] (0:12.35) | 0:48.66 [7] (0:12.53) | 0:36.13 [7] (0:11.89) | 0:24.24 [6] (0:11.96) | 0:12.28 [4] (0:12.28) |
| Average Speed [km/h] | 39.9 | 62.6 | 63.9 | 59.7 | 58.4 | 57.6 | 60.5 | 60.2 | 58.5 |
| Top Speed [km/h] | 60.4 | 64.1 | 64.4 | 62.6 | 59.4 | 59.0 | 61.3 | 60.8 | 60.2 |
| Avg. Dist. to Rail [m] | 18.0 | 0.4 | 0.4 | 0.7 | 0.5 | 0.2 | 0.3 | 1.1 | 3.4 |
| Avg. Stride Freq. [Hz] | 2.1 | 2.3 | 2.3 | 2.2 | 2.2 | 2.2 | 2.3 | 2.3 | 2.2 |
| Avg. Stride Length [m] | 5.2 | 7.5 | 7.7 | 7.4 | 7.4 | 7.4 | 7.4 | 7.3 | 7.2 |



- [] Ranking at each section and finish
- .-.- No data available at this section
- NA No data available



| | |
|--------------------------------|-------------------|
| Horse/Jockey Name | Medical Autocrat |
| Final Rank | 3 |
| Fastest Section Time (Section) | 0:08.97 (Overall) |
| Top Speed [km/h] (Section) | 64.8 (1600m) |
| Race State | Finished |

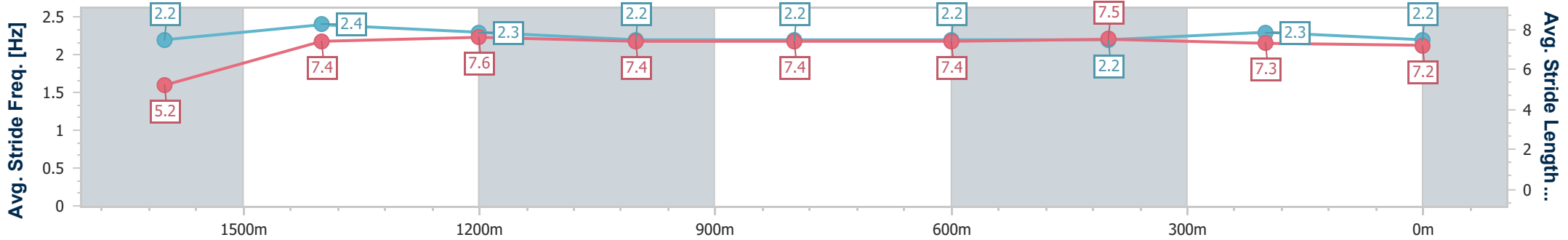
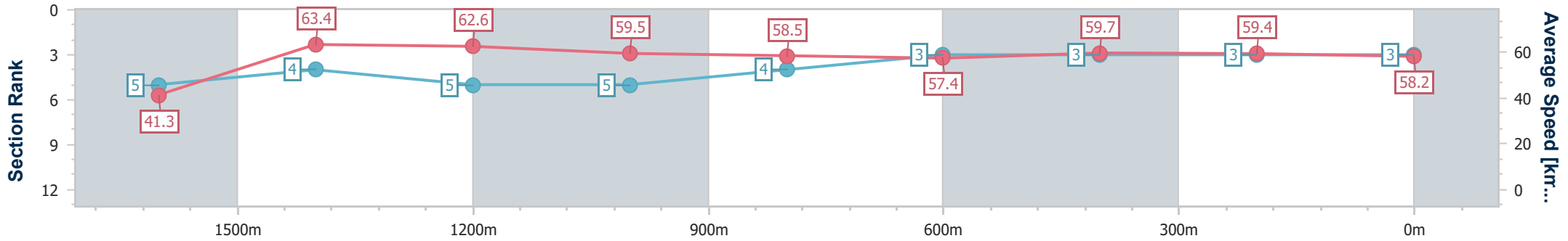


Ipswich QLD Professional
 Race 6: GORDON'S GIN QTIS Three-Year-Old BENCHMARK 65
 Handicap - 1700m
 30 May 2024 - 14:49



Track Rating: Soft 7, Weather: Showers, Rail Position: +9m Entire

| Section | Overall | 1600m | 1400m | 1200m | 1000m | 800m | 600m | 400m | 200m |
|------------------------|--------------------------|--------------------------|--------------------------|--------------------------|--------------------------|--------------------------|--------------------------|--------------------------|--------------------------|
| Section Times | 1:45.29 [3] (0:08.97) | 1:36.32 [5] (0:11.34) | 1:24.98 [4] (0:11.52) | 1:13.46 [5] (0:12.13) | 1:01.33 [5] (0:12.27) | 0:49.06 [4] (0:12.52) | 0:36.54 [3] (0:12.04) | 0:24.50 [3] (0:12.13) | 0:12.37 [3] (0:12.37) |
| Average Speed [km/h] | 41.3 | 63.4 | 62.6 | 59.5 | 58.5 | 57.4 | 59.7 | 59.4 | 58.2 |
| Top Speed [km/h] | 60.4 | 64.8 | 63.7 | 61.2 | 60.2 | 59.1 | 60.6 | 60.9 | 59.4 |
| Avg. Dist. to Rail [m] | 17.3 | 0.9 | 0.5 | 0.2 | 0.2 | 0.2 | 0.4 | 0.9 | 1.6 |
| Avg. Stride Freq. [Hz] | 2.2 | 2.4 | 2.3 | 2.2 | 2.2 | 2.2 | 2.2 | 2.3 | 2.2 |
| Avg. Stride Length [m] | 5.2 | 7.4 | 7.6 | 7.4 | 7.4 | 7.4 | 7.5 | 7.3 | 7.2 |



- [] Ranking at each section and finish
- .-.- No data available at this section
- NA No data available



| | |
|--------------------------------|-------------------|
| Horse/Jockey Name | Born To Be Alive |
| Final Rank | 4 |
| Fastest Section Time (Section) | 0:08.73 (Overall) |
| Top Speed [km/h] (Section) | 67.0 (1600m) |
| Race State | Finished |

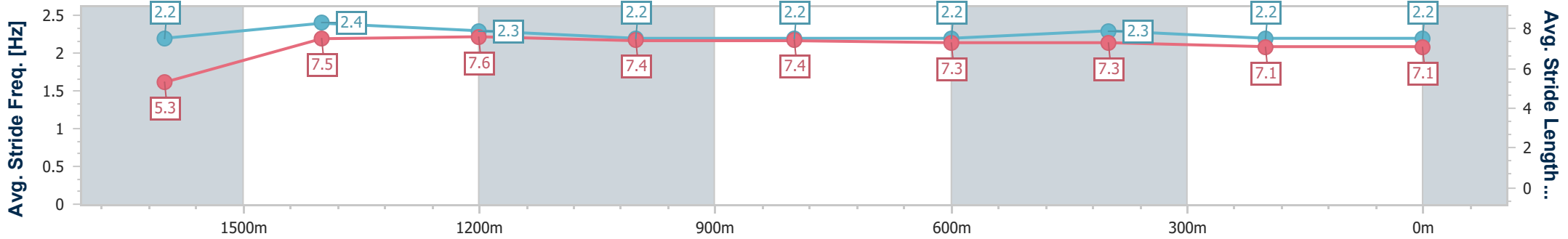
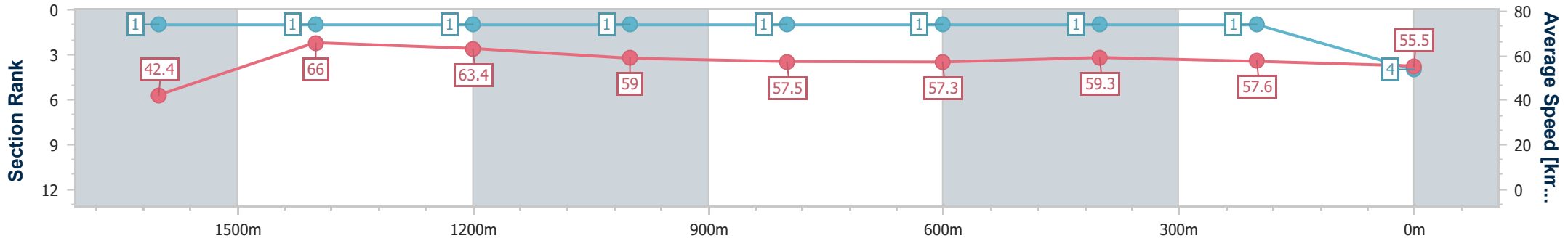


Ipswich QLD Professional
 Race 6: GORDON'S GIN QTIS Three-Year-Old BENCHMARK 65
 Handicap - 1700m
 30 May 2024 - 14:49



Track Rating: Soft 7, Weather: Showers, Rail Position: +9m Entire

| Section | Overall | 1600m | 1400m | 1200m | 1000m | 800m | 600m | 400m | 200m |
|------------------------|--------------------------|--------------------------|--------------------------|--------------------------|--------------------------|--------------------------|--------------------------|--------------------------|--------------------------|
| Section Times | 1:45.63 [4] (0:08.73) | 1:36.90 [1] (0:10.87) | 1:26.03 [1] (0:11.35) | 1:14.68 [1] (0:12.21) | 1:02.47 [1] (0:12.53) | 0:49.94 [1] (0:12.52) | 0:37.42 [1] (0:12.05) | 0:25.37 [1] (0:12.41) | 0:12.96 [1] (0:12.96) |
| Average Speed [km/h] | 42.4 | 66.0 | 63.4 | 59.0 | 57.5 | 57.3 | 59.3 | 57.6 | 55.5 |
| Top Speed [km/h] | 63.6 | 67.0 | 65.5 | 61.1 | 57.7 | 60.1 | 60.3 | 58.3 | 57.3 |
| Avg. Dist. to Rail [m] | 18.5 | 0.5 | 0.3 | 0.2 | 0.3 | 0.8 | 1.2 | 1.6 | 0.6 |
| Avg. Stride Freq. [Hz] | 2.2 | 2.4 | 2.3 | 2.2 | 2.2 | 2.2 | 2.3 | 2.2 | 2.2 |
| Avg. Stride Length [m] | 5.3 | 7.5 | 7.6 | 7.4 | 7.4 | 7.3 | 7.3 | 7.1 | 7.1 |



- [] Ranking at each section and finish
- .-.- No data available at this section
- NA No data available



| | |
|--------------------------------|--------------------|
| Horse/Jockey Name | Can't Getwhatiwant |
| Final Rank | 5 |
| Fastest Section Time (Section) | 0:09.52 (Overall) |
| Top Speed [km/h] (Section) | 65.0 (1400m) |
| Race State | Finished |

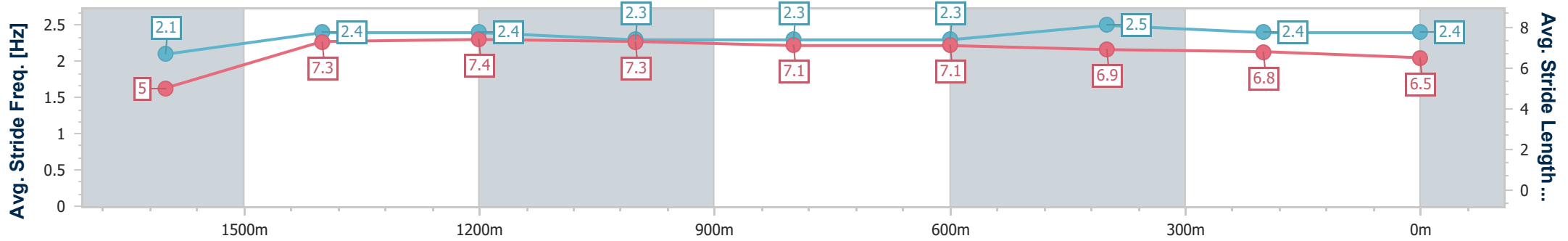
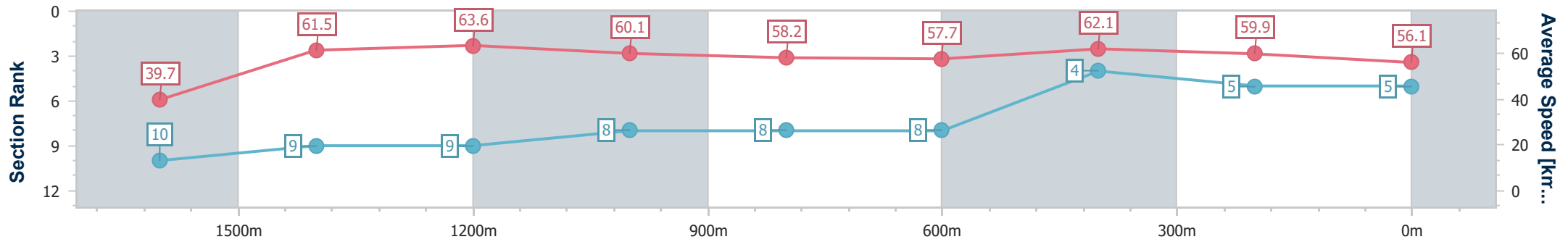


Ipswich QLD Professional
 Race 6: GORDON'S GIN QTIS Three-Year-Old BENCHMARK 65
 Handicap - 1700m
 30 May 2024 - 14:49



Track Rating: Soft 7, Weather: Showers, Rail Position: +9m Entire

| Section | Overall | 1600m | 1400m | 1200m | 1000m | 800m | 600m | 400m | 200m | | | |
|------------------------|--------------------------|---------------------------|--------------------------|--------------------------|--------------------------|--------------------------|--------------------------|--------------------------|--------------------------|--|--|--|
| Section Times | 1:45.81 [5] (0:09.52) | 1:36.29 [10] (0:11.67) | 1:24.62 [9] (0:11.30) | 1:13.32 [9] (0:11.95) | 1:01.37 [8] (0:12.38) | 0:48.99 [8] (0:12.49) | 0:36.50 [8] (0:11.61) | 0:24.89 [4] (0:12.09) | 0:12.80 [5] (0:12.80) | | | |
| Average Speed [km/h] | 39.7 | 61.5 | 63.6 | 60.1 | 58.2 | 57.7 | 62.1 | 59.9 | 56.1 | | | |
| Top Speed [km/h] | 56.7 | 63.7 | 65.0 | 61.3 | 58.7 | 60.1 | 62.9 | 61.5 | 58.5 | | | |
| Avg. Dist. to Rail [m] | 17.7 | 0.7 | 0.4 | 0.2 | 0.2 | 0.2 | 0.9 | 2.4 | 3.5 | | | |
| Avg. Stride Freq. [Hz] | 2.1 | 2.4 | 2.4 | 2.3 | 2.3 | 2.3 | 2.5 | 2.4 | 2.4 | | | |
| Avg. Stride Length [m] | 5.0 | 7.3 | 7.4 | 7.3 | 7.1 | 7.1 | 6.9 | 6.8 | 6.5 | | | |



- [] Ranking at each section and finish
- .-.- No data available at this section
- NA No data available



| | |
|--------------------------------|-------------------|
| Horse/Jockey Name | Miss Brittany |
| Final Rank | 6 |
| Fastest Section Time (Section) | 0:09.22 (Overall) |
| Top Speed [km/h] (Section) | 64.9 (1600m) |
| Race State | Finished |

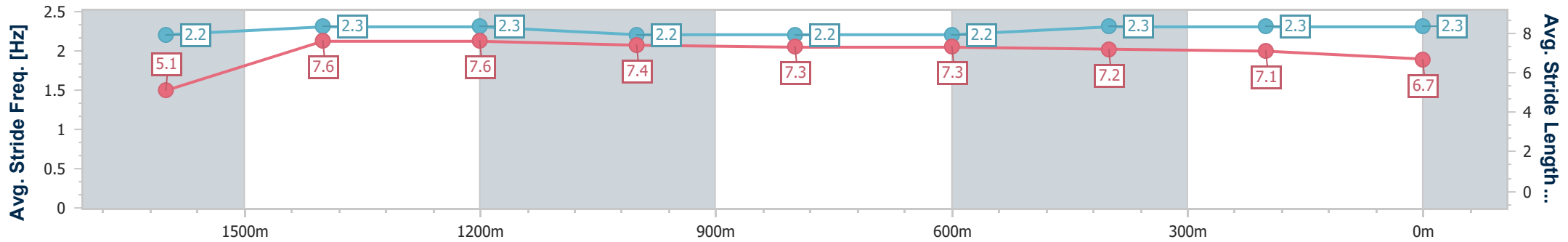
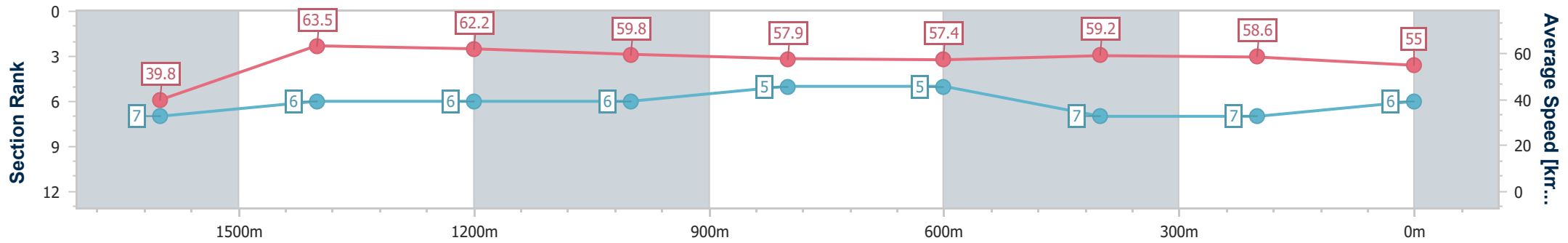


Ipswich QLD Professional
 Race 6: GORDON'S GIN QTIS Three-Year-Old BENCHMARK 65
 Handicap - 1700m
 30 May 2024 - 14:49



Track Rating: Soft 7, Weather: Showers, Rail Position: +9m Entire

| Section | Overall | 1600m | 1400m | 1200m | 1000m | 800m | 600m | 400m | 200m | | | |
|------------------------|--------------------------|--------------------------|--------------------------|--------------------------|--------------------------|--------------------------|--------------------------|--------------------------|--------------------------|--|--|--|
| Section Times | 1:46.39 [6] (0:09.22) | 1:37.17 [7] (0:11.31) | 1:25.86 [6] (0:11.50) | 1:14.36 [6] (0:11.98) | 1:02.38 [6] (0:12.37) | 0:50.01 [5] (0:12.51) | 0:37.50 [5] (0:12.12) | 0:25.38 [7] (0:12.28) | 0:13.10 [7] (0:13.10) | | | |
| Average Speed [km/h] | 39.8 | 63.5 | 62.2 | 59.8 | 57.9 | 57.4 | 59.2 | 58.6 | 55.0 | | | |
| Top Speed [km/h] | 61.4 | 64.9 | 63.5 | 60.8 | 58.7 | 58.4 | 60.2 | 59.4 | 58.2 | | | |
| Avg. Dist. to Rail [m] | 16.7 | 0.7 | 1.1 | 1.3 | 1.3 | 1.2 | 0.7 | 0.5 | 1.1 | | | |
| Avg. Stride Freq. [Hz] | 2.2 | 2.3 | 2.3 | 2.2 | 2.2 | 2.2 | 2.3 | 2.3 | 2.3 | | | |
| Avg. Stride Length [m] | 5.1 | 7.6 | 7.6 | 7.4 | 7.3 | 7.3 | 7.2 | 7.1 | 6.7 | | | |



- [] Ranking at each section and finish
- .-.- No data available at this section
- NA No data available



| | |
|--------------------------------|-------------------|
| Horse/Jockey Name | Hakatere |
| Final Rank | 7 |
| Fastest Section Time (Section) | 0:08.74 (Overall) |
| Top Speed [km/h] (Section) | 66.2 (1600m) |
| Race State | Finished |

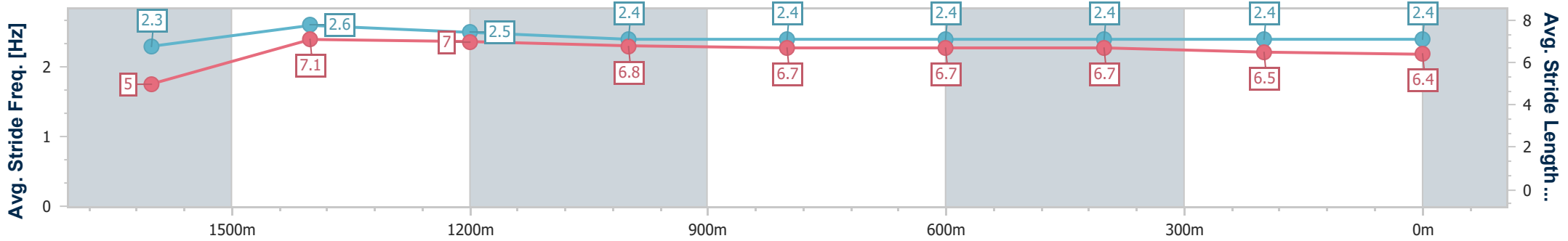
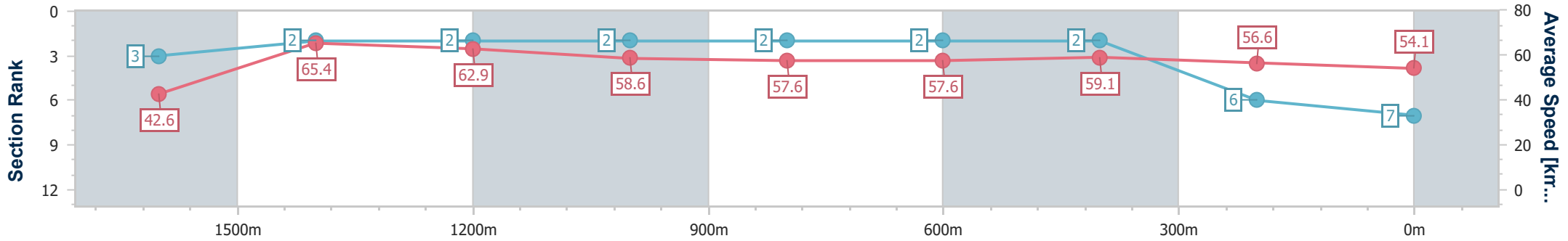


Ipswich QLD Professional
 Race 6: GORDON'S GIN QTIS Three-Year-Old BENCHMARK 65
 Handicap - 1700m
 30 May 2024 - 14:49



Track Rating: Soft 7, Weather: Showers, Rail Position: +9m Entire

| Section | Overall | 1600m | 1400m | 1200m | 1000m | 800m | 600m | 400m | 200m |
|------------------------|--------------------------|--------------------------|--------------------------|--------------------------|--------------------------|--------------------------|--------------------------|--------------------------|--------------------------|
| Section Times | 1:46.60 [7] (0:08.74) | 1:37.86 [3] (0:11.03) | 1:26.83 [2] (0:11.44) | 1:15.39 [2] (0:12.22) | 1:03.17 [2] (0:12.50) | 0:50.67 [2] (0:12.53) | 0:38.14 [2] (0:12.14) | 0:26.00 [2] (0:12.66) | 0:13.34 [6] (0:13.34) |
| Average Speed [km/h] | 42.6 | 65.4 | 62.9 | 58.6 | 57.6 | 57.6 | 59.1 | 56.6 | 54.1 |
| Top Speed [km/h] | 61.7 | 66.2 | 65.0 | 60.5 | 58.6 | 58.7 | 60.1 | 58.6 | 56.4 |
| Avg. Dist. to Rail [m] | 17.5 | 1.2 | 0.6 | 0.6 | 0.2 | 0.2 | 0.5 | 0.6 | 0.3 |
| Avg. Stride Freq. [Hz] | 2.3 | 2.6 | 2.5 | 2.4 | 2.4 | 2.4 | 2.4 | 2.4 | 2.4 |
| Avg. Stride Length [m] | 5.0 | 7.1 | 7.0 | 6.8 | 6.7 | 6.7 | 6.7 | 6.5 | 6.4 |



- [] Ranking at each section and finish
- .-.- No data available at this section
- NA No data available



| | |
|--------------------------------|-------------------|
| Horse/Jockey Name | Roylyn Lass |
| Final Rank | 8 |
| Fastest Section Time (Section) | 0:09.45 (Overall) |
| Top Speed [km/h] (Section) | 64.5 (1400m) |
| Race State | Finished |

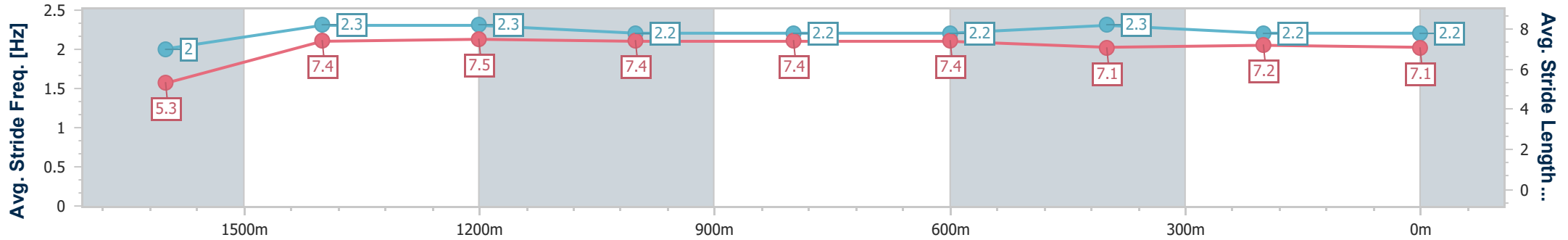
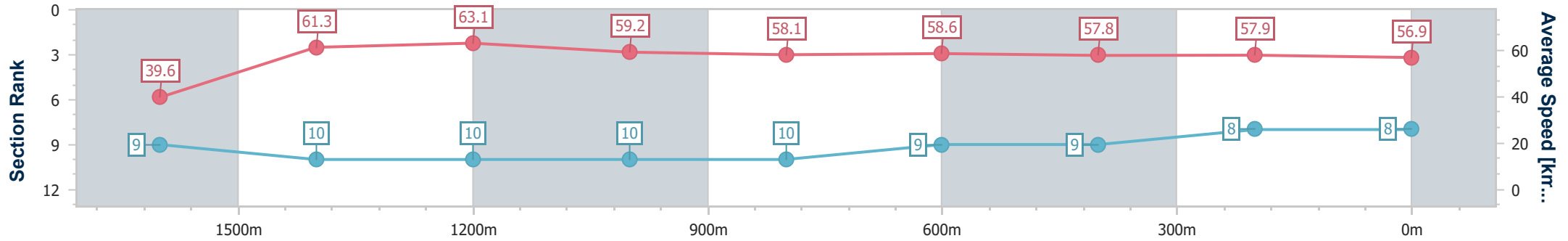


Ipswich QLD Professional
 Race 6: GORDON'S GIN QTIS Three-Year-Old BENCHMARK 65
 Handicap - 1700m
 30 May 2024 - 14:49



Track Rating: Soft 7, Weather: Showers, Rail Position: +9m Entire

| Section | Overall | 1600m | 1400m | 1200m | 1000m | 800m | 600m | 400m | 200m |
|------------------------|--------------------------|--------------------------|---------------------------|---------------------------|---------------------------|---------------------------|--------------------------|--------------------------|--------------------------|
| Section Times | 1:47.12 [8] (0:09.45) | 1:37.67 [9] (0:11.75) | 1:25.92 [10] (0:11.40) | 1:14.52 [10] (0:12.15) | 1:02.37 [10] (0:12.38) | 0:49.99 [10] (0:12.37) | 0:37.62 [9] (0:12.48) | 0:25.14 [9] (0:12.49) | 0:12.65 [8] (0:12.65) |
| Average Speed [km/h] | 39.6 | 61.3 | 63.1 | 59.2 | 58.1 | 58.6 | 57.8 | 57.9 | 56.9 |
| Top Speed [km/h] | 57.0 | 62.8 | 64.5 | 61.4 | 59.6 | 59.6 | 59.4 | 58.4 | 58.0 |
| Avg. Dist. to Rail [m] | 18.2 | 1.1 | 0.3 | 0.3 | 0.4 | 1.2 | 1.5 | 1.1 | 2.1 |
| Avg. Stride Freq. [Hz] | 2.0 | 2.3 | 2.3 | 2.2 | 2.2 | 2.2 | 2.3 | 2.2 | 2.2 |
| Avg. Stride Length [m] | 5.3 | 7.4 | 7.5 | 7.4 | 7.4 | 7.4 | 7.1 | 7.2 | 7.1 |



- [] Ranking at each section and finish
- .-.- No data available at this section
- NA No data available



| | |
|--------------------------------|-------------------|
| Horse/Jockey Name | Broadway Spirit |
| Final Rank | 9 |
| Fastest Section Time (Section) | 0:08.92 (Overall) |
| Top Speed [km/h] (Section) | 63.6 (1400m) |
| Race State | Finished |

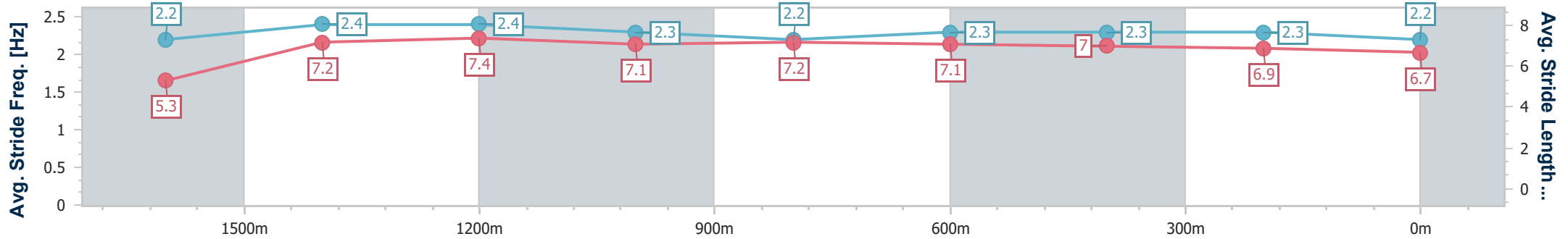
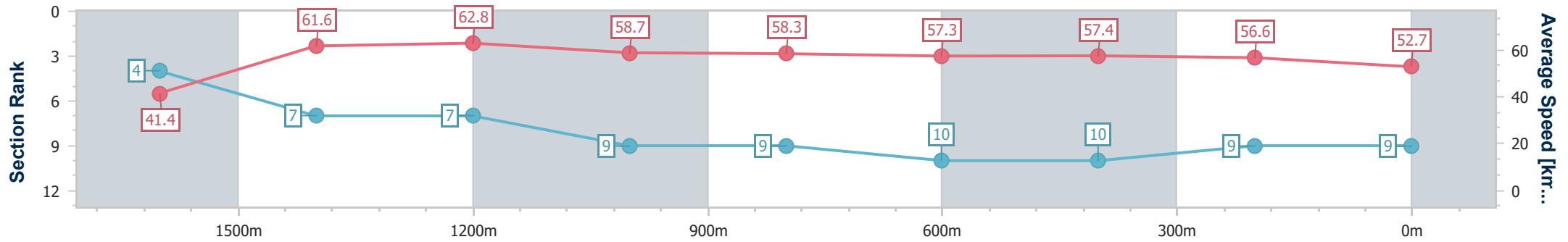


Ipswich QLD Professional
 Race 6: GORDON'S GIN QTIS Three-Year-Old BENCHMARK 65
 Handicap - 1700m
 30 May 2024 - 14:49



Track Rating: Soft 7, Weather: Showers, Rail Position: +9m Entire

| Section | Overall | 1600m | 1400m | 1200m | 1000m | 800m | 600m | 400m | 200m |
|------------------------|--------------------------|--------------------------|--------------------------|--------------------------|--------------------------|--------------------------|---------------------------|---------------------------|--------------------------|
| Section Times | 1:48.34 [9] (0:08.92) | 1:39.42 [4] (0:11.64) | 1:27.78 [7] (0:11.56) | 1:16.22 [7] (0:12.34) | 1:03.88 [9] (0:12.46) | 0:51.42 [9] (0:12.65) | 0:38.77 [10] (0:12.47) | 0:26.30 [10] (0:12.62) | 0:13.68 [9] (0:13.68) |
| Average Speed [km/h] | 41.4 | 61.6 | 62.8 | 58.7 | 58.3 | 57.3 | 57.4 | 56.6 | 52.7 |
| Top Speed [km/h] | 59.1 | 63.3 | 63.6 | 61.5 | 59.3 | 58.8 | 58.5 | 58.1 | 56.7 |
| Avg. Dist. to Rail [m] | 16.2 | 0.6 | 1.3 | 2.1 | 2.0 | 1.6 | 1.0 | 1.3 | 0.4 |
| Avg. Stride Freq. [Hz] | 2.2 | 2.4 | 2.4 | 2.3 | 2.2 | 2.3 | 2.3 | 2.3 | 2.2 |
| Avg. Stride Length [m] | 5.3 | 7.2 | 7.4 | 7.1 | 7.2 | 7.1 | 7.0 | 6.9 | 6.7 |



- [] Ranking at each section and finish
- .-.- No data available at this section
- NA No data available



| | |
|--------------------------------|-------------------|
| Horse/Jockey Name | Better Than Love |
| Final Rank | 10 |
| Fastest Section Time (Section) | 0:09.11 (Overall) |
| Top Speed [km/h] (Section) | 64.8 (1600m) |
| Race State | Finished |

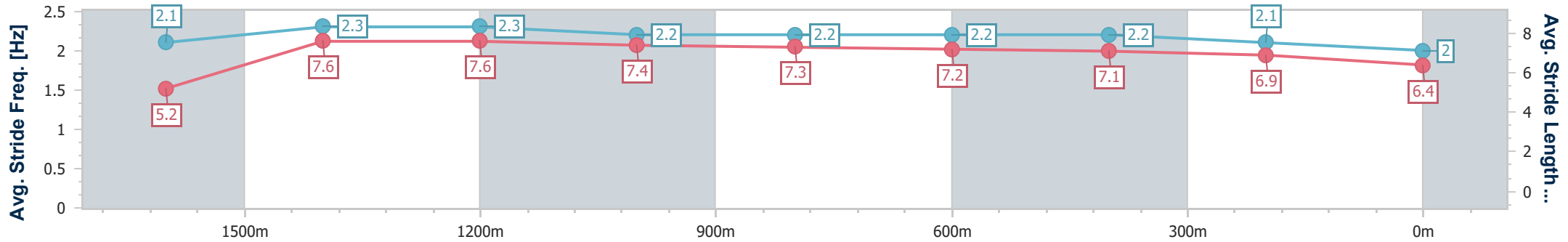
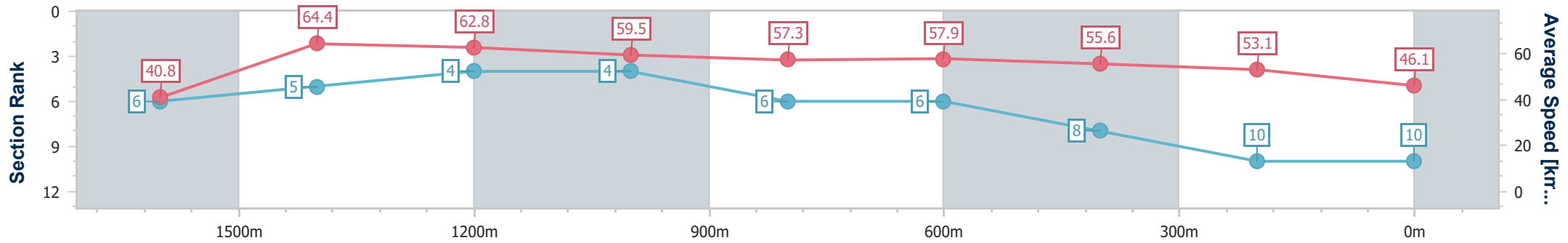


Ipswich QLD Professional
 Race 6: GORDON'S GIN QTIS Three-Year-Old BENCHMARK 65
 Handicap - 1700m
 30 May 2024 - 14:49



Track Rating: Soft 7, Weather: Showers, Rail Position: +9m Entire

| Section | Overall | 1600m | 1400m | 1200m | 1000m | 800m | 600m | 400m | 200m |
|------------------------|---------------------------|--------------------------|--------------------------|--------------------------|--------------------------|--------------------------|--------------------------|--------------------------|---------------------------|
| Section Times | 1:51.05 [10] (0:09.11) | 1:41.94 [6] (0:11.21) | 1:30.73 [5] (0:11.49) | 1:19.24 [4] (0:12.08) | 1:07.16 [4] (0:12.58) | 0:54.58 [6] (0:12.46) | 0:42.12 [6] (0:12.97) | 0:29.15 [8] (0:13.55) | 0:15.60 [10] (0:15.60) |
| Average Speed [km/h] | 40.8 | 64.4 | 62.8 | 59.5 | 57.3 | 57.9 | 55.6 | 53.1 | 46.1 |
| Top Speed [km/h] | 61.3 | 64.8 | 64.0 | 61.5 | 58.4 | 58.7 | 57.1 | 55.2 | 50.2 |
| Avg. Dist. to Rail [m] | 19.6 | 1.5 | 0.6 | 0.5 | 0.5 | 0.7 | 0.5 | 0.9 | 2.5 |
| Avg. Stride Freq. [Hz] | 2.1 | 2.3 | 2.3 | 2.2 | 2.2 | 2.2 | 2.2 | 2.1 | 2.0 |
| Avg. Stride Length [m] | 5.2 | 7.6 | 7.6 | 7.4 | 7.3 | 7.2 | 7.1 | 6.9 | 6.4 |



- [] Ranking at each section and finish
- .-.- No data available at this section
- NA No data available

Track Rating: Soft 7, Weather: Overcast, Rail Position: +9m Entire

| Section | | | | | | | | | | | | | Overall | 1600m | 1400m | 1200m | 1000m | 800m | 600m | Last 600m |
|-------------|-----|--------------------------------------|---------|------------------|--------------------|---------------------------|---------------------------|---------------------------|---------------------------|---------------------------|---------------------------|---------------------------|------------------------|----------------------|----------------------|----------------------|----------------------|----------------------|----------------------|-----------|
| Field Times | | | | | | | | | | | | | 1:47.05 (0:08.53) | 1:38.52 (0:12.03) | 1:26.49 (0:12.27) | 1:14.22 (0:12.37) | 1:01.85 (0:12.15) | 0:49.70 (0:12.01) | 0:37.69 (0:12.05) | 0:37.69 |
| Rank | TAB | Horse/Jockey | Barrier | Top Speed [km/h] | Fastest Section | | | | | | | | Distance Travelled [m] | | | | | | | |
| 1 | 12 | ALPHA JANE Tahlia Fenlon | 2 | 61.3 1600m | 0:08.53 Overall | 1:47.05 [1] (0:08.53) | 1:38.52 [1] (0:12.03) | 1:26.49 [1] (0:12.51) | 1:13.98 [2] (0:12.51) | 1:01.47 [3] (0:12.78) | 0:48.69 [3] (0:12.36) | 0:36.33 [2] (0:12.21) | 0:36.33 | | | | | | | |
| 2 | 14 | DEAL AN ACE Nikita Beriman | 6 | 61.0 1600m | 0:09.05 Overall | 1:47.21 [2] (0:09.05) | 1:38.16 [6] (0:11.82) | 1:26.34 [3] (0:12.21) | 1:14.13 [3] (0:12.12) | 1:02.01 [1] (0:12.15) | 0:49.86 [1] (0:12.01) | 0:37.85 [1] (0:12.05) | 0:37.85 | +5 | | | | | | |
| 3 | 2 | SAVILEO Jake Bayliss | 15 | 64.5 Overall | 0:08.98 Overall | 1:47.34 [3] (0:08.98) | 1:38.36 [4] (0:12.09) | 1:26.27 [6] (0:12.72) | 1:13.55 [7] (0:12.50) | 1:01.05 [7] (0:12.68) | 0:48.37 [5] (0:12.37) | 0:36.00 [5] (0:12.08) | 0:36.00 | +1 | | | | | | |
| 4 | 1 | KNEZE Paul Hamblin | 1 | 62.2 400m | 0:08.92 Overall | 1:47.42 [4] (0:08.92) | 1:38.50 [3] (0:12.01) | 1:26.49 [5] (0:12.60) | 1:13.89 [5] (0:12.56) | 1:01.33 [5] (0:12.94) | 0:48.39 [6] (0:12.38) | 0:36.01 [6] (0:12.18) | 0:36.01 | -6 | | | | | | |
| 5 | 6 | THE GOLDEN SOUL Jai Williams | 10 | 66.8 1400m | 0:09.07 Overall | 1:47.51 [5] (0:09.07) | 1:38.44 [7] (0:11.86) | 1:26.58 [4] (0:11.90) | 1:14.68 [1] (0:12.66) | 1:02.02 [2] (0:12.85) | 0:49.17 [2] (0:12.40) | 0:36.77 [3] (0:12.26) | 0:36.77 | -1 | | | | | | |
| 6 | 8 | DARK THINKER Jag Guthmann-Chester | 5 | 61.4 1600m | 0:08.62 Overall | 1:47.64 [6] (0:08.62) | 1:39.02 [2] (0:12.01) | 1:27.01 [2] (0:12.54) | 1:14.47 [4] (0:12.60) | 1:01.87 [4] (0:12.87) | 0:49.00 [4] (0:12.36) | 0:36.64 [4] (0:12.22) | 0:36.64 | +4 | | | | | | |
| 7 | 5 | INTENTIONAL LASS James Orman | 14 | 61.4 400m | 0:09.10 Overall | 1:47.68 [7] (0:09.10) | 1:38.58 [8] (0:12.20) | 1:26.38 [7] (0:12.76) | 1:13.62 [8] (0:12.53) | 1:01.09 [9] (0:12.61) | 0:48.48 [8] (0:12.22) | 0:36.26 [7] (0:12.18) | 0:36.26 | +7 | | | | | | |
| 8 | 7 | VANCITY Jason Taylor | 3 | 62.2 1400m | 0:09.20 Overall | 1:48.19 [8] (0:09.20) | 1:38.99 [9] (0:12.13) | 1:26.86 [8] (0:12.44) | 1:14.42 [6] (0:12.51) | 1:01.91 [6] (0:12.85) | 0:49.06 [7] (0:12.47) | 0:36.59 [8] (0:12.15) | 0:36.59 | +1 | | | | | | |
| 9 | 15 | SAYS WHO Bailey Wheeler | 12 | 62.0 400m | 0:09.01 Overall | 1:49.31 [9] (0:09.01) | 1:40.30 [5] (0:12.51) | 1:27.79 [10] (0:12.93) | 1:14.86 [10] (0:12.85) | 1:02.01 [10] (0:13.08) | 0:48.93 [10] (0:12.69) | 0:36.24 [10] (0:12.37) | 0:36.24 | +2 | | | | | | |
| 10 | 4 | SHOPPING WISE Sean Cormack | 4 | 64.7 1600m | 0:09.27 Overall | 1:49.73 [10] (0:09.27) | 1:40.46 [10] (0:12.08) | 1:28.38 [9] (0:12.75) | 1:15.63 [9] (0:12.49) | 1:03.14 [8] (0:12.77) | 0:50.37 [9] (0:12.27) | 0:38.10 [9] (0:12.11) | 0:38.10 | +4 | | | | | | |

Scratched: Matsuyama (#13), Osaka Miss (#9), Diablo Bolt (#3), Torque Leica Star (#10), Miss Brittany (#11)

Track Rating: Soft 7, Weather: Overcast, Rail Position: +9m Entire

| Section | | | | 400m | 200m | | | Last 600m | | |
|-------------|-----|---|---------|----------------------|----------------------|---------------------------|---------------------------|-----------|--|------------------------|
| Field Times | | | | 0:25.64 (0:12.62) | 0:13.02 (0:13.02) | | | 0:37.69 | | |
| Rank | TAB | Horse/Jockey | Barrier | Top Speed [km/h] | Fastest Section | Margin | | | | Distance Travelled [m] |
| 1 | 12 | ALPHA JANE Tahlia Fenlon | 2 | 61.3 1600m | 0:08.53 Overall | 0:24.12 [2] (0:11.92) | 0:12.20 [2] (0:12.20) | 1:47.05 | | 0:36.33 |
| 2 | 14 | DEAL AN ACE Nikita Beriman | 6 | 61.0 1600m | 0:09.05 Overall | 0:25.80 [1] (0:12.62) | 0:13.18 [1] (0:13.18) | 0.91L | | 0:37.85 +5 |
| 3 | 2 | SAVILEO Jake Bayliss | 15 | 64.5 Overall | 0:08.98 Overall | 0:23.92 [5] (0:11.86) | 0:12.06 [5] (0:12.06) | 1.66L | | 0:36.00 +1 |
| 4 | 1 | KNEZE Paul Hamblin | 1 | 62.2 400m | 0:08.92 Overall | 0:23.83 [6] (0:11.73) | 0:12.10 [6] (0:12.10) | 2.16L | | 0:36.01 -6 |
| 5 | 6 | THE GOLDEN SOUL Jai Williams | 10 | 66.8 1400m | 0:09.07 Overall | 0:24.51 [3] (0:12.05) | 0:12.46 [3] (0:12.46) | 2.7L | | 0:36.77 -1 |
| 6 | 8 | DARK THINKER Jag Guthmann-Chester | 5 | 61.4 1600m | 0:08.62 Overall | 0:24.42 [4] (0:12.02) | 0:12.40 [4] (0:12.40) | 3.42L | | 0:36.64 +4 |
| 7 | 5 | INTENTIONAL LASS James Orman | 14 | 61.4 400m | 0:09.10 Overall | 0:24.08 [7] (0:12.03) | 0:12.05 [7] (0:12.05) | 3.69L | | 0:36.26 +7 |
| 8 | 7 | VANCITY Jason Taylor | 3 | 62.2 1400m | 0:09.20 Overall | 0:24.44 [9] (0:12.05) | 0:12.39 [8] (0:12.39) | 6.71L | | 0:36.59 +1 |
| 9 | 15 | SAYS WHO Bailey Wheeler | 12 | 62.0 400m | 0:09.01 Overall | 0:23.87 [10] (0:11.83) | 0:12.04 [10] (0:12.04) | 13.3L | | 0:36.24 +2 |
| 10 | 4 | SHOPPING WISE Sean Cormack | 4 | 64.7 1600m | 0:09.27 Overall | 0:25.99 [8] (0:12.15) | 0:13.84 [9] (0:13.84) | 15.73L | | 0:38.10 +4 |

Scratched: Matsuyama (#13), Osaka Miss (#9), Diablo Bolt (#3), Torque Leica Star (#10), Miss Brittany (#11)



| | |
|--------------------------------|-------------------|
| Horse/Jockey Name | Alpha Jane |
| Final Rank | 1 |
| Fastest Section Time (Section) | 0:08.53 (Overall) |
| Top Speed [km/h] (Section) | 61.3 (1600m) |
| Race State | Finished |



Ipswich QLD Professional

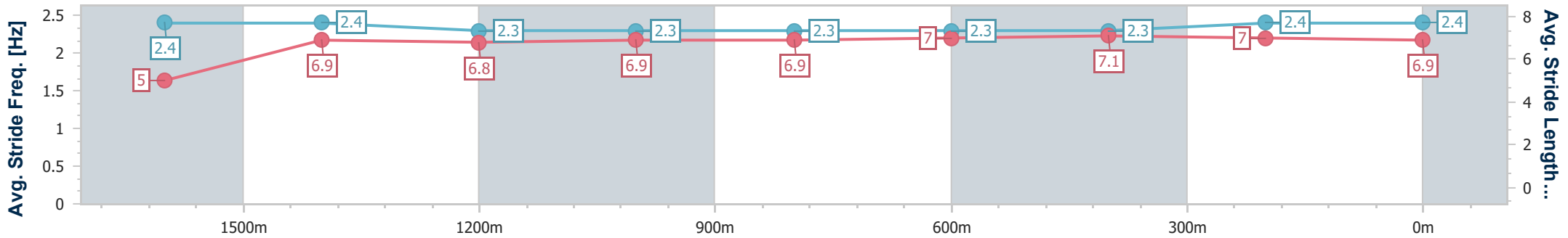
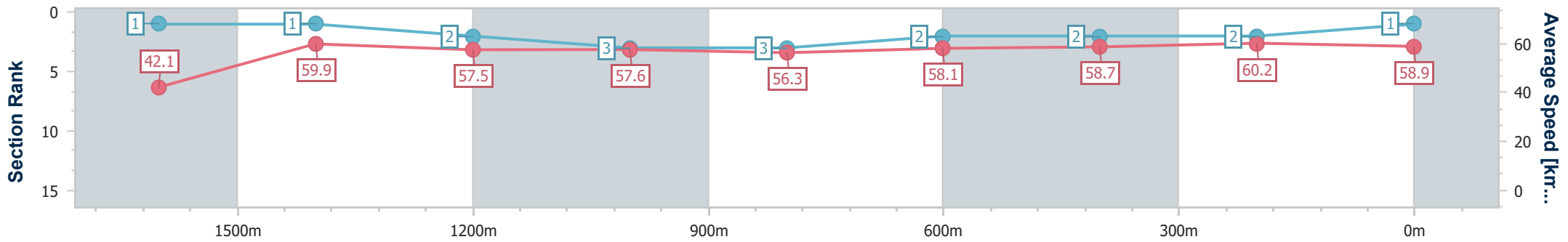
Race 7: TAB RATINGS BAND 0 - 62 Handicap - 1700m

30 May 2024 - 15:27



Track Rating: Soft 7, Weather: Overcast, Rail Position: +9m Entire

| Section | Overall | 1600m | 1400m | 1200m | 1000m | 800m | 600m | 400m | 200m |
|------------------------|--------------------------|--------------------------|--------------------------|--------------------------|--------------------------|--------------------------|--------------------------|--------------------------|--------------------------|
| Section Times | 1:47.05 [1] (0:08.53) | 1:38.52 [1] (0:12.03) | 1:26.49 [1] (0:12.51) | 1:13.98 [2] (0:12.51) | 1:01.47 [3] (0:12.78) | 0:48.69 [3] (0:12.36) | 0:36.33 [2] (0:12.21) | 0:24.12 [2] (0:11.92) | 0:12.20 [2] (0:12.20) |
| Average Speed [km/h] | 42.1 | 59.9 | 57.5 | 57.6 | 56.3 | 58.1 | 58.7 | 60.2 | 58.9 |
| Top Speed [km/h] | 60.4 | 61.3 | 58.3 | 59.0 | 56.7 | 59.1 | 59.9 | 60.8 | 61.2 |
| Avg. Dist. to Rail [m] | 5.0 | 0.7 | 0.2 | 0.4 | 0.4 | 0.7 | 0.8 | 0.6 | 0.4 |
| Avg. Stride Freq. [Hz] | 2.4 | 2.4 | 2.3 | 2.3 | 2.3 | 2.3 | 2.3 | 2.4 | 2.4 |
| Avg. Stride Length [m] | 5.0 | 6.9 | 6.8 | 6.9 | 6.9 | 7.0 | 7.1 | 7.0 | 6.9 |



- [] Ranking at each section and finish
- .-.- No data available at this section
- NA No data available



| | |
|--------------------------------|-------------------|
| Horse/Jockey Name | Deal An Ace |
| Final Rank | 2 |
| Fastest Section Time (Section) | 0:09.05 (Overall) |
| Top Speed [km/h] (Section) | 61.0 (1600m) |
| Race State | Finished |



Ipswich QLD Professional

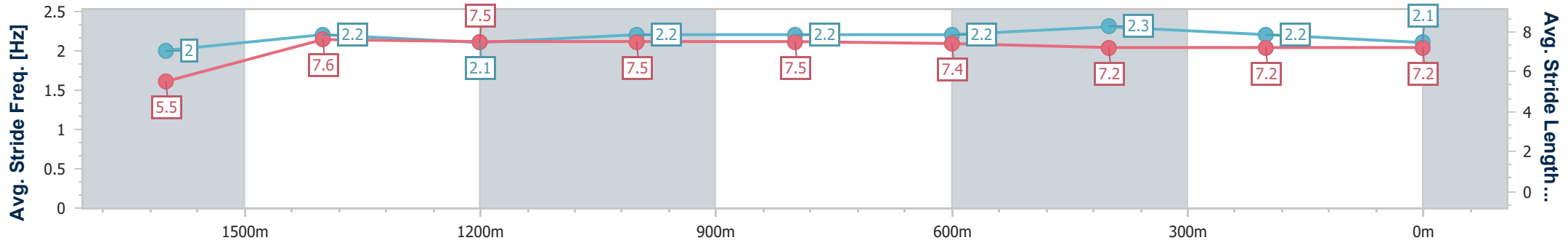
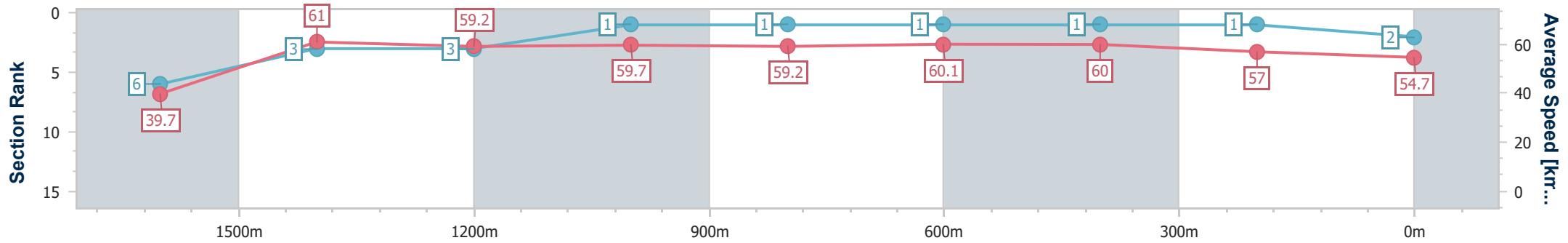
Race 7: TAB RATINGS BAND 0 - 62 Handicap - 1700m

30 May 2024 - 15:27



Track Rating: Soft 7, Weather: Overcast, Rail Position: +9m Entire

| Section | Overall | 1600m | 1400m | 1200m | 1000m | 800m | 600m | 400m | 200m |
|------------------------|--------------------------|--------------------------|--------------------------|--------------------------|--------------------------|--------------------------|--------------------------|--------------------------|--------------------------|
| Section Times | 1:47.21 [2] (0:09.05) | 1:38.16 [6] (0:11.82) | 1:26.34 [3] (0:12.21) | 1:14.13 [3] (0:12.12) | 1:02.01 [1] (0:12.15) | 0:49.86 [1] (0:12.01) | 0:37.85 [1] (0:12.05) | 0:25.80 [1] (0:12.62) | 0:13.18 [1] (0:13.18) |
| Average Speed [km/h] | 39.7 | 61.0 | 59.2 | 59.7 | 59.2 | 60.1 | 60.0 | 57.0 | 54.7 |
| Top Speed [km/h] | 58.3 | 61.0 | 58.6 | 58.9 | 58.7 | 60.1 | 59.9 | 57.9 | 57.1 |
| Avg. Dist. to Rail [m] | 5.6 | 0.3 | 1.0 | 1.1 | 0.7 | 0.3 | 0.5 | 0.8 | 1.4 |
| Avg. Stride Freq. [Hz] | 2.0 | 2.2 | 2.1 | 2.2 | 2.2 | 2.2 | 2.3 | 2.2 | 2.1 |
| Avg. Stride Length [m] | 5.5 | 7.6 | 7.5 | 7.5 | 7.5 | 7.4 | 7.2 | 7.2 | 7.2 |



- [] Ranking at each section and finish
- .-.- No data available at this section
- NA No data available



| | |
|--------------------------------|-------------------|
| Horse/Jockey Name | Savileo |
| Final Rank | 3 |
| Fastest Section Time (Section) | 0:08.98 (Overall) |
| Top Speed [km/h] (Section) | 64.5 (Overall) |
| Race State | Finished |



Ipswich QLD Professional

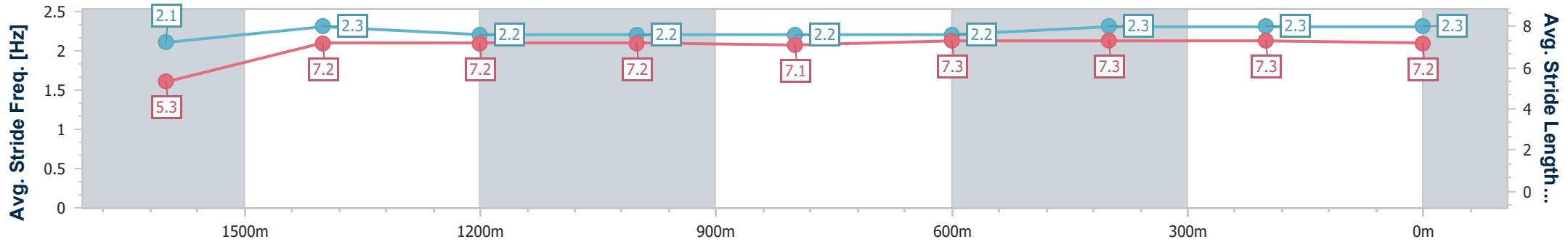
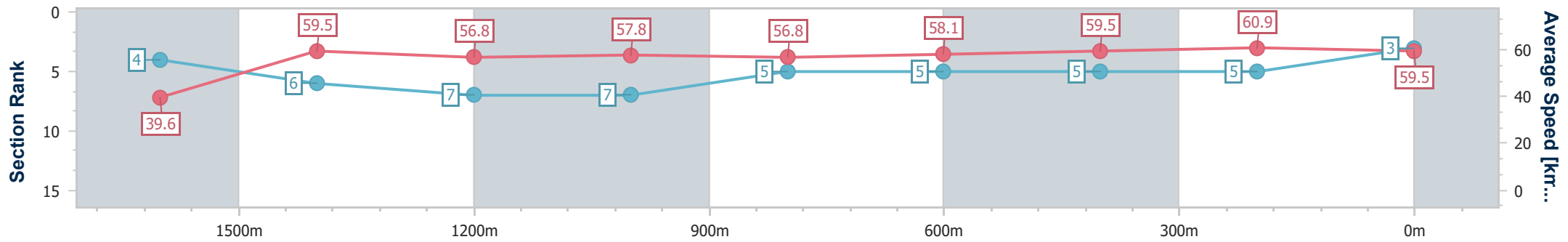
Race 7: TAB RATINGS BAND 0 - 62 Handicap - 1700m

30 May 2024 - 15:27



Track Rating: Soft 7, Weather: Overcast, Rail Position: +9m Entire

| Section | Overall | 1600m | 1400m | 1200m | 1000m | 800m | 600m | 400m | 200m |
|------------------------|--------------------------|--------------------------|--------------------------|--------------------------|--------------------------|--------------------------|--------------------------|--------------------------|--------------------------|
| Section Times | 1:47.34 [3] (0:08.98) | 1:38.36 [4] (0:12.09) | 1:26.27 [6] (0:12.72) | 1:13.55 [7] (0:12.50) | 1:01.05 [7] (0:12.68) | 0:48.37 [5] (0:12.37) | 0:36.00 [5] (0:12.08) | 0:23.92 [5] (0:11.86) | 0:12.06 [5] (0:12.06) |
| Average Speed [km/h] | 39.6 | 59.5 | 56.8 | 57.8 | 56.8 | 58.1 | 59.5 | 60.9 | 59.5 |
| Top Speed [km/h] | 64.5 | 61.1 | 57.7 | 58.2 | 57.8 | 59.7 | 60.7 | 61.7 | 60.5 |
| Avg. Dist. to Rail [m] | 8.2 | 1.3 | 0.6 | 0.5 | 0.2 | 0.2 | 0.3 | 1.2 | 2.2 |
| Avg. Stride Freq. [Hz] | 2.1 | 2.3 | 2.2 | 2.2 | 2.2 | 2.2 | 2.3 | 2.3 | 2.3 |
| Avg. Stride Length [m] | 5.3 | 7.2 | 7.2 | 7.2 | 7.1 | 7.3 | 7.3 | 7.3 | 7.2 |



- [] Ranking at each section and finish
- .-.- No data available at this section
- NA No data available



| | |
|--------------------------------|-------------------|
| Horse/Jockey Name | Kneze |
| Final Rank | 4 |
| Fastest Section Time (Section) | 0:08.92 (Overall) |
| Top Speed [km/h] (Section) | 62.2 (400m) |
| Race State | Finished |



Ipswich QLD Professional

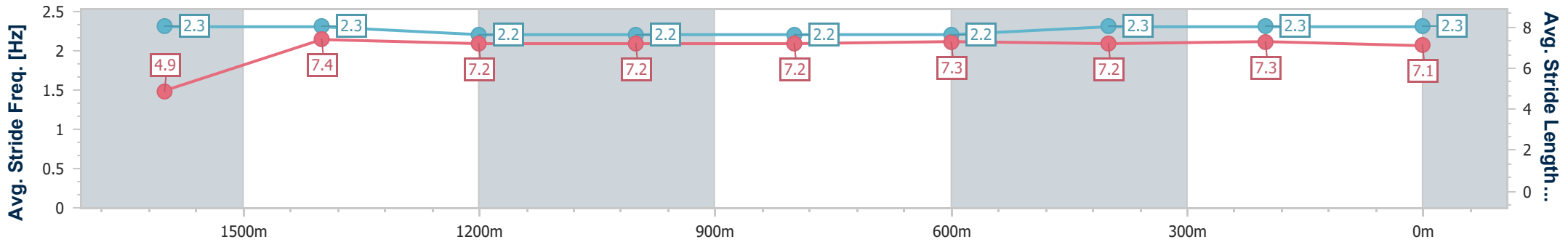
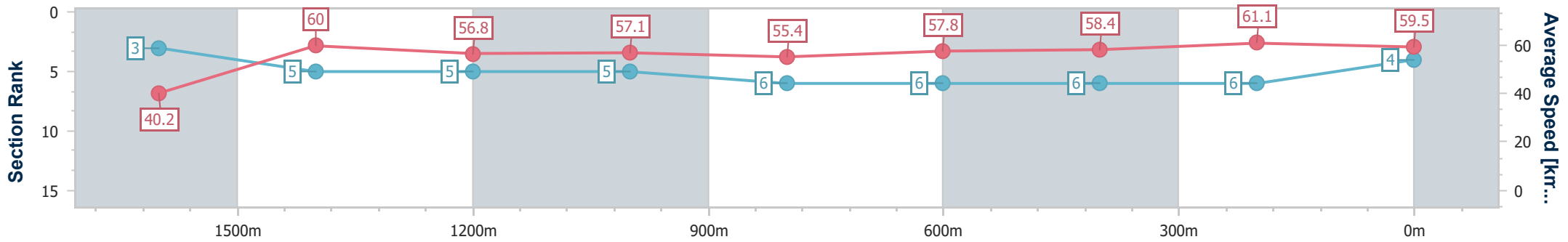
Race 7: TAB RATINGS BAND 0 - 62 Handicap - 1700m

30 May 2024 - 15:27



Track Rating: Soft 7, Weather: Overcast, Rail Position: +9m Entire

| Section | Overall | 1600m | 1400m | 1200m | 1000m | 800m | 600m | 400m | 200m |
|------------------------|--------------------------|--------------------------|--------------------------|--------------------------|--------------------------|--------------------------|--------------------------|--------------------------|--------------------------|
| Section Times | 1:47.42 [4] (0:08.92) | 1:38.50 [3] (0:12.01) | 1:26.49 [5] (0:12.60) | 1:13.89 [5] (0:12.56) | 1:01.33 [5] (0:12.94) | 0:48.39 [6] (0:12.38) | 0:36.01 [6] (0:12.18) | 0:23.83 [6] (0:11.73) | 0:12.10 [6] (0:12.10) |
| Average Speed [km/h] | 40.2 | 60.0 | 56.8 | 57.1 | 55.4 | 57.8 | 58.4 | 61.1 | 59.5 |
| Top Speed [km/h] | 60.3 | 61.2 | 58.3 | 58.7 | 56.3 | 59.5 | 59.7 | 62.2 | 61.1 |
| Avg. Dist. to Rail [m] | 1.2 | 1.0 | 1.1 | 1.1 | 1.3 | 1.9 | 2.0 | 1.7 | 1.1 |
| Avg. Stride Freq. [Hz] | 2.3 | 2.3 | 2.2 | 2.2 | 2.2 | 2.2 | 2.3 | 2.3 | 2.3 |
| Avg. Stride Length [m] | 4.9 | 7.4 | 7.2 | 7.2 | 7.2 | 7.3 | 7.2 | 7.3 | 7.1 |



- [] Ranking at each section and finish
- .-.- No data available at this section
- NA No data available



| | |
|--------------------------------|-------------------|
| Horse/Jockey Name | The Golden Soul |
| Final Rank | 5 |
| Fastest Section Time (Section) | 0:09.07 (Overall) |
| Top Speed [km/h] (Section) | 66.8 (1400m) |
| Race State | Finished |



Ipswich QLD Professional

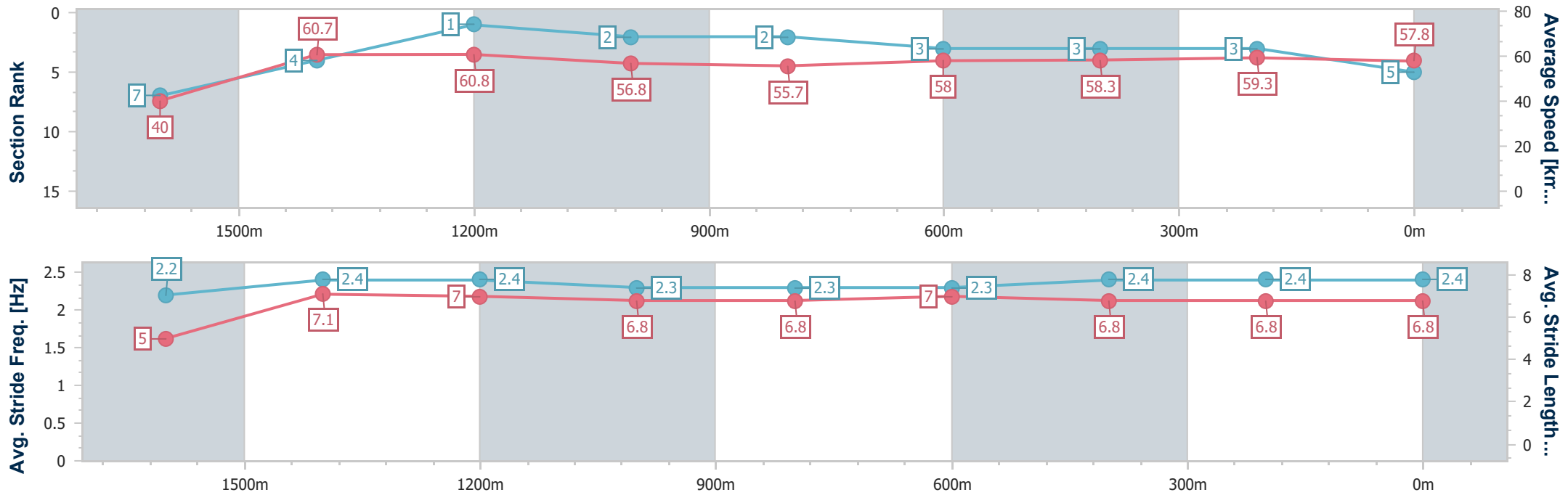
Race 7: TAB RATINGS BAND 0 - 62 Handicap - 1700m

30 May 2024 - 15:27



Track Rating: Soft 7, Weather: Overcast, Rail Position: +9m Entire

| Section | Overall | 1600m | 1400m | 1200m | 1000m | 800m | 600m | 400m | 200m |
|------------------------|--------------------------|--------------------------|--------------------------|--------------------------|--------------------------|--------------------------|--------------------------|--------------------------|--------------------------|
| Section Times | 1:47.51 [5] (0:09.07) | 1:38.44 [7] (0:11.86) | 1:26.58 [4] (0:11.90) | 1:14.68 [1] (0:12.66) | 1:02.02 [2] (0:12.85) | 0:49.17 [2] (0:12.40) | 0:36.77 [3] (0:12.26) | 0:24.51 [3] (0:12.05) | 0:12.46 [3] (0:12.46) |
| Average Speed [km/h] | 40.0 | 60.7 | 60.8 | 56.8 | 55.7 | 58.0 | 58.3 | 59.3 | 57.8 |
| Top Speed [km/h] | 61.2 | 62.8 | 66.8 | 58.5 | 57.0 | 58.5 | 59.0 | 60.3 | 59.7 |
| Avg. Dist. to Rail [m] | 8.0 | 2.5 | 0.9 | 0.5 | 0.7 | 1.1 | 1.5 | 1.7 | 2.2 |
| Avg. Stride Freq. [Hz] | 2.2 | 2.4 | 2.4 | 2.3 | 2.3 | 2.3 | 2.4 | 2.4 | 2.4 |
| Avg. Stride Length [m] | 5.0 | 7.1 | 7.0 | 6.8 | 6.8 | 7.0 | 6.8 | 6.8 | 6.8 |



- [] Ranking at each section and finish
- .-.- No data available at this section
- NA No data available



| | |
|--------------------------------|-------------------|
| Horse/Jockey Name | Dark Thinker |
| Final Rank | 6 |
| Fastest Section Time (Section) | 0:08.62 (Overall) |
| Top Speed [km/h] (Section) | 61.4 (1600m) |
| Race State | Finished |



Ipswich QLD Professional

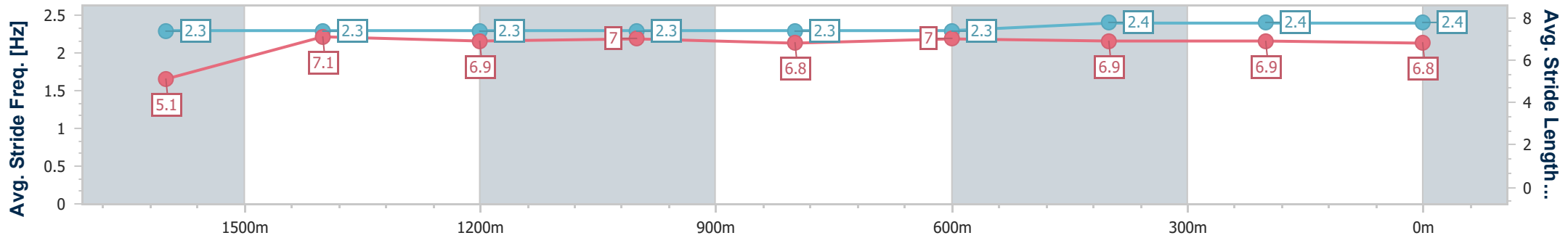
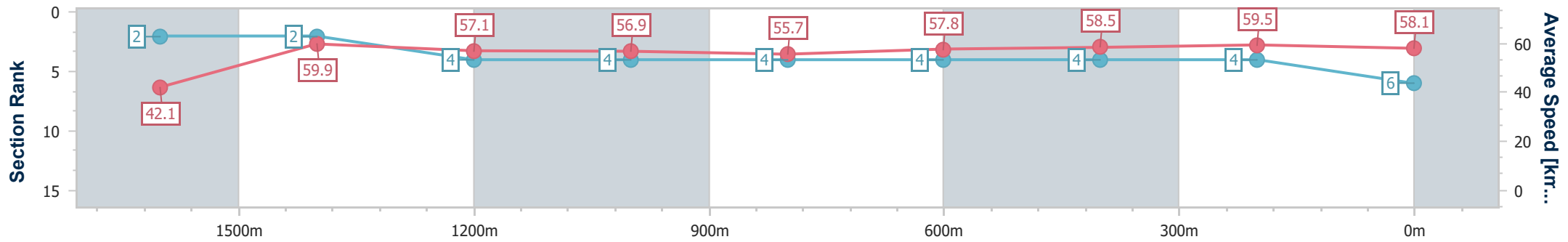
Race 7: TAB RATINGS BAND 0 - 62 Handicap - 1700m

30 May 2024 - 15:27



Track Rating: Soft 7, Weather: Overcast, Rail Position: +9m Entire

| Section | Overall | 1600m | 1400m | 1200m | 1000m | 800m | 600m | 400m | 200m |
|------------------------|--------------------------|--------------------------|--------------------------|--------------------------|--------------------------|--------------------------|--------------------------|--------------------------|--------------------------|
| Section Times | 1:47.64 [6] (0:08.62) | 1:39.02 [2] (0:12.01) | 1:27.01 [2] (0:12.54) | 1:14.47 [4] (0:12.60) | 1:01.87 [4] (0:12.87) | 0:49.00 [4] (0:12.36) | 0:36.64 [4] (0:12.22) | 0:24.42 [4] (0:12.02) | 0:12.40 [4] (0:12.40) |
| Average Speed [km/h] | 42.1 | 59.9 | 57.1 | 56.9 | 55.7 | 57.8 | 58.5 | 59.5 | 58.1 |
| Top Speed [km/h] | 60.2 | 61.4 | 58.1 | 58.1 | 56.3 | 59.7 | 59.8 | 60.4 | 59.9 |
| Avg. Dist. to Rail [m] | 4.4 | 0.9 | 1.0 | 1.5 | 1.9 | 1.9 | 1.4 | 0.9 | 0.6 |
| Avg. Stride Freq. [Hz] | 2.3 | 2.3 | 2.3 | 2.3 | 2.3 | 2.3 | 2.4 | 2.4 | 2.4 |
| Avg. Stride Length [m] | 5.1 | 7.1 | 6.9 | 7.0 | 6.8 | 7.0 | 6.9 | 6.9 | 6.8 |



- [] Ranking at each section and finish
- .-.- No data available at this section
- NA No data available



| | |
|--------------------------------|-------------------|
| Horse/Jockey Name | Intentional Lass |
| Final Rank | 7 |
| Fastest Section Time (Section) | 0:09.10 (Overall) |
| Top Speed [km/h] (Section) | 61.4 (400m) |
| Race State | Finished |



Ipswich QLD Professional

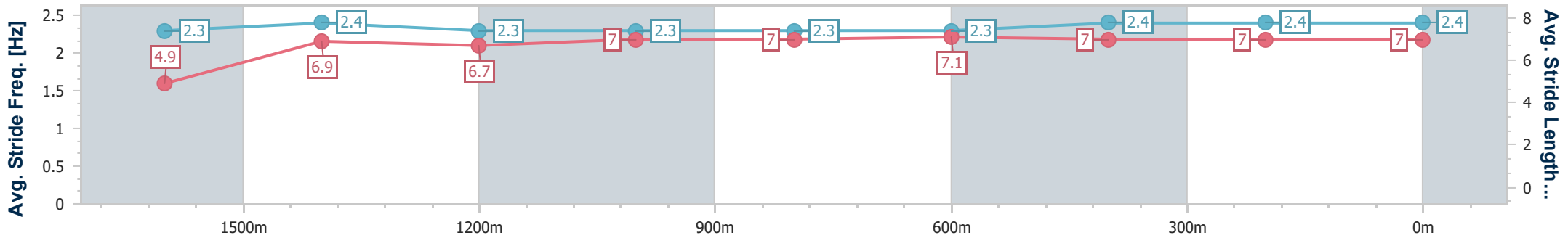
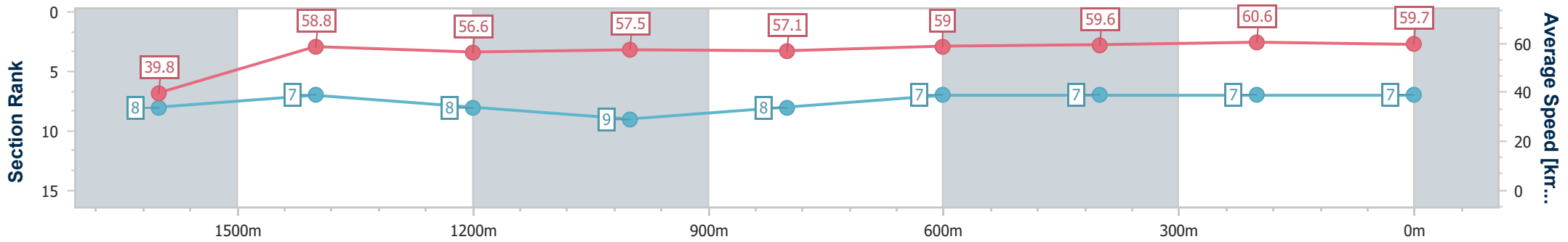
Race 7: TAB RATINGS BAND 0 - 62 Handicap - 1700m

30 May 2024 - 15:27



Track Rating: Soft 7, Weather: Overcast, Rail Position: +9m Entire

| Section | Overall | 1600m | 1400m | 1200m | 1000m | 800m | 600m | 400m | 200m |
|------------------------|--------------------------|--------------------------|--------------------------|--------------------------|--------------------------|--------------------------|--------------------------|--------------------------|--------------------------|
| Section Times | 1:47.68 [7] (0:09.10) | 1:38.58 [8] (0:12.20) | 1:26.38 [7] (0:12.76) | 1:13.62 [8] (0:12.53) | 1:01.09 [9] (0:12.61) | 0:48.48 [8] (0:12.22) | 0:36.26 [7] (0:12.18) | 0:24.08 [7] (0:12.03) | 0:12.05 [7] (0:12.05) |
| Average Speed [km/h] | 39.8 | 58.8 | 56.6 | 57.5 | 57.1 | 59.0 | 59.6 | 60.6 | 59.7 |
| Top Speed [km/h] | 58.1 | 60.8 | 57.8 | 58.3 | 58.3 | 60.7 | 60.7 | 61.4 | 61.3 |
| Avg. Dist. to Rail [m] | 6.4 | 0.5 | 0.2 | 0.5 | 0.4 | 0.4 | 1.4 | 2.8 | 2.9 |
| Avg. Stride Freq. [Hz] | 2.3 | 2.4 | 2.3 | 2.3 | 2.3 | 2.3 | 2.4 | 2.4 | 2.4 |
| Avg. Stride Length [m] | 4.9 | 6.9 | 6.7 | 7.0 | 7.0 | 7.1 | 7.0 | 7.0 | 7.0 |



- [] Ranking at each section and finish
- .-.- No data available at this section
- NA No data available



| | |
|--------------------------------|-------------------|
| Horse/Jockey Name | Vancity |
| Final Rank | 8 |
| Fastest Section Time (Section) | 0:09.20 (Overall) |
| Top Speed [km/h] (Section) | 62.2 (1400m) |
| Race State | Finished |



Ipswich QLD Professional

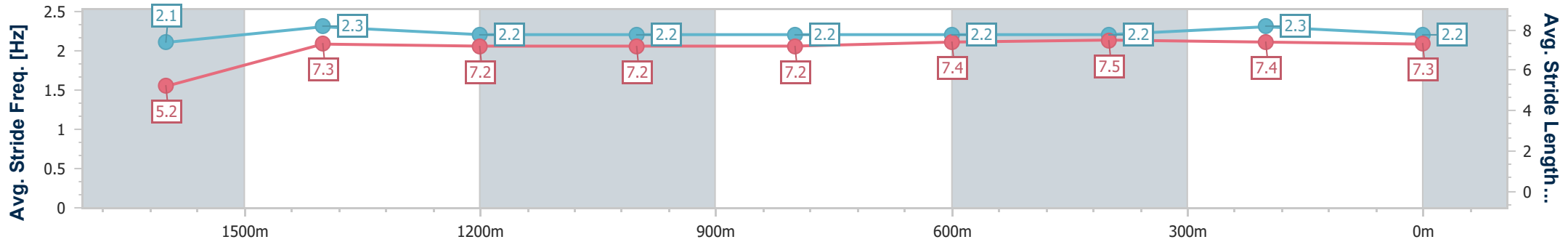
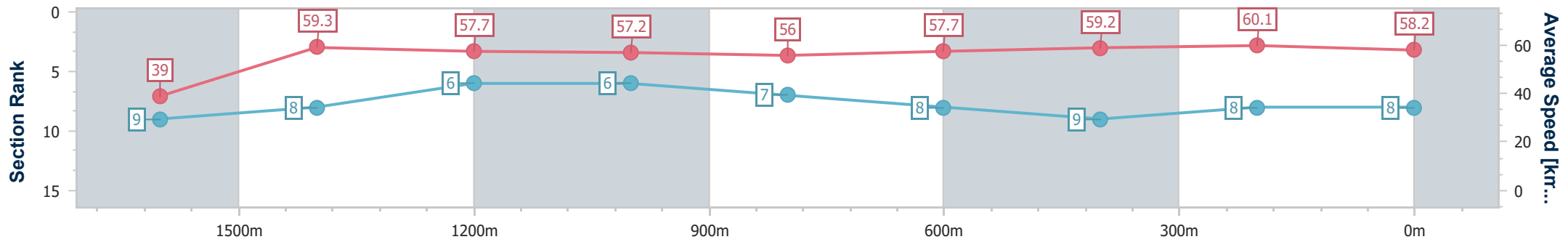
Race 7: TAB RATINGS BAND 0 - 62 Handicap - 1700m

30 May 2024 - 15:27



Track Rating: Soft 7, Weather: Overcast, Rail Position: +9m Entire

| Section | Overall | 1600m | 1400m | 1200m | 1000m | 800m | 600m | 400m | 200m |
|------------------------|--------------------------|--------------------------|--------------------------|--------------------------|--------------------------|--------------------------|--------------------------|--------------------------|--------------------------|
| Section Times | 1:48.19 [8] (0:09.20) | 1:38.99 [9] (0:12.13) | 1:26.86 [8] (0:12.44) | 1:14.42 [6] (0:12.51) | 1:01.91 [6] (0:12.85) | 0:49.06 [7] (0:12.47) | 0:36.59 [8] (0:12.15) | 0:24.44 [9] (0:12.05) | 0:12.39 [8] (0:12.39) |
| Average Speed [km/h] | 39.0 | 59.3 | 57.7 | 57.2 | 56.0 | 57.7 | 59.2 | 60.1 | 58.2 |
| Top Speed [km/h] | 58.7 | 60.5 | 62.2 | 57.9 | 57.1 | 60.2 | 60.5 | 60.8 | 60.2 |
| Avg. Dist. to Rail [m] | 2.8 | 0.6 | 1.4 | 0.6 | 0.7 | 0.4 | 0.3 | 2.3 | 3.1 |
| Avg. Stride Freq. [Hz] | 2.1 | 2.3 | 2.2 | 2.2 | 2.2 | 2.2 | 2.2 | 2.3 | 2.2 |
| Avg. Stride Length [m] | 5.2 | 7.3 | 7.2 | 7.2 | 7.2 | 7.4 | 7.5 | 7.4 | 7.3 |



- [] Ranking at each section and finish
- .-.- No data available at this section
- NA No data available



| | |
|--------------------------------|-------------------|
| Horse/Jockey Name | Says Who |
| Final Rank | 9 |
| Fastest Section Time (Section) | 0:09.01 (Overall) |
| Top Speed [km/h] (Section) | 62.0 (400m) |
| Race State | Finished |



Ipswich QLD Professional

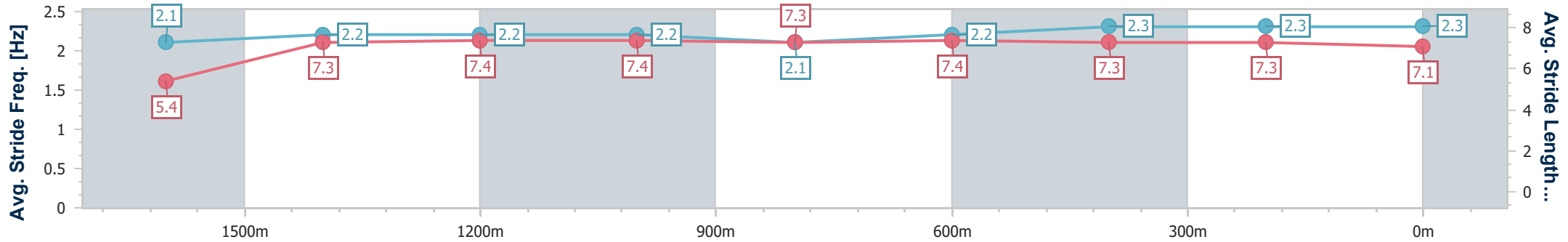
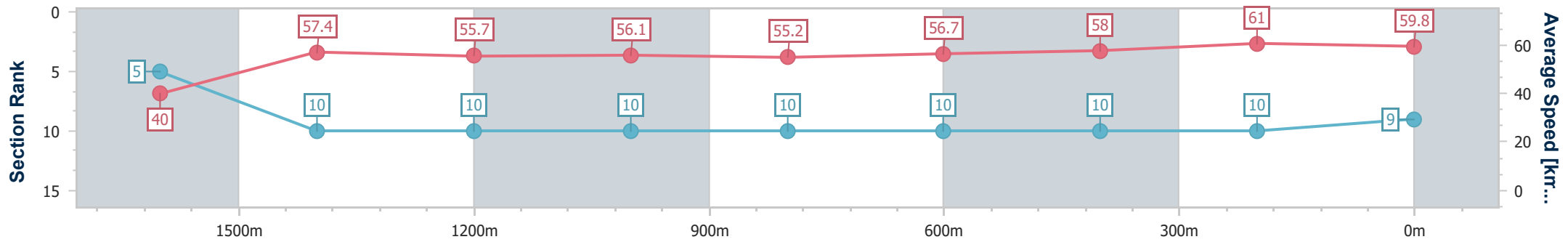
Race 7: TAB RATINGS BAND 0 - 62 Handicap - 1700m

30 May 2024 - 15:27



Track Rating: Soft 7, Weather: Overcast, Rail Position: +9m Entire

| Section | Overall | 1600m | 1400m | 1200m | 1000m | 800m | 600m | 400m | 200m |
|------------------------|--------------------------|--------------------------|---------------------------|---------------------------|---------------------------|---------------------------|---------------------------|---------------------------|---------------------------|
| Section Times | 1:49.31 [9] (0:09.01) | 1:40.30 [5] (0:12.51) | 1:27.79 [10] (0:12.93) | 1:14.86 [10] (0:12.85) | 1:02.01 [10] (0:13.08) | 0:48.93 [10] (0:12.69) | 0:36.24 [10] (0:12.37) | 0:23.87 [10] (0:11.83) | 0:12.04 [10] (0:12.04) |
| Average Speed [km/h] | 40.0 | 57.4 | 55.7 | 56.1 | 55.2 | 56.7 | 58.0 | 61.0 | 59.8 |
| Top Speed [km/h] | 58.7 | 60.3 | 58.0 | 58.5 | 57.7 | 59.7 | 60.5 | 62.0 | 61.0 |
| Avg. Dist. to Rail [m] | 1.7 | 0.3 | 0.2 | 0.3 | 0.3 | 0.4 | 0.3 | 0.6 | 0.9 |
| Avg. Stride Freq. [Hz] | 2.1 | 2.2 | 2.2 | 2.2 | 2.1 | 2.2 | 2.3 | 2.3 | 2.3 |
| Avg. Stride Length [m] | 5.4 | 7.3 | 7.4 | 7.4 | 7.3 | 7.4 | 7.3 | 7.3 | 7.1 |



- [] Ranking at each section and finish
- .-.- No data available at this section
- NA No data available



| | |
|--------------------------------|-------------------|
| Horse/Jockey Name | Shopping Wise |
| Final Rank | 10 |
| Fastest Section Time (Section) | 0:09.27 (Overall) |
| Top Speed [km/h] (Section) | 64.7 (1600m) |
| Race State | Finished |



Ipswich QLD Professional

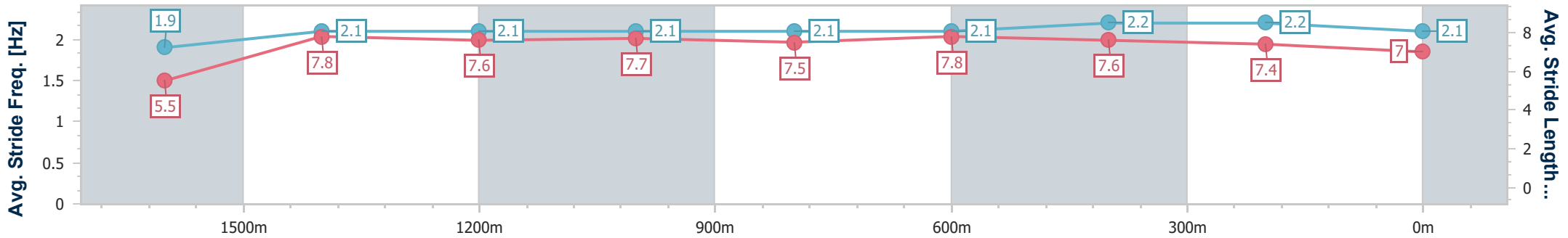
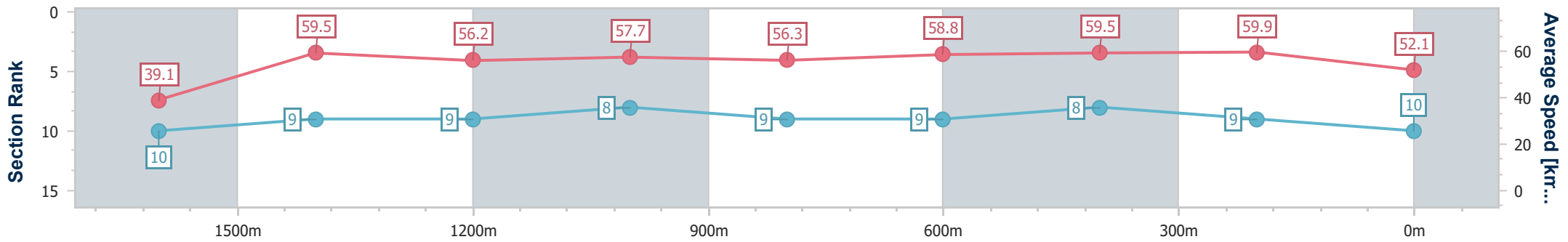
Race 7: TAB RATINGS BAND 0 - 62 Handicap - 1700m

30 May 2024 - 15:27



Track Rating: Soft 7, Weather: Overcast, Rail Position: +9m Entire

| Section | Overall | 1600m | 1400m | 1200m | 1000m | 800m | 600m | 400m | 200m |
|------------------------|---------------------------|---------------------------|--------------------------|--------------------------|--------------------------|--------------------------|--------------------------|--------------------------|--------------------------|
| Section Times | 1:49.73 [10] (0:09.27) | 1:40.46 [10] (0:12.08) | 1:28.38 [9] (0:12.75) | 1:15.63 [9] (0:12.49) | 1:03.14 [8] (0:12.77) | 0:50.37 [9] (0:12.27) | 0:38.10 [9] (0:12.11) | 0:25.99 [8] (0:12.15) | 0:13.84 [9] (0:13.84) |
| Average Speed [km/h] | 39.1 | 59.5 | 56.2 | 57.7 | 56.3 | 58.8 | 59.5 | 59.9 | 52.1 |
| Top Speed [km/h] | 57.9 | 64.7 | 57.3 | 58.0 | 58.0 | 61.4 | 62.1 | 61.7 | 58.6 |
| Avg. Dist. to Rail [m] | 3.2 | 0.8 | 0.6 | 0.4 | 0.4 | 0.4 | 0.8 | 3.6 | 3.5 |
| Avg. Stride Freq. [Hz] | 1.9 | 2.1 | 2.1 | 2.1 | 2.1 | 2.1 | 2.2 | 2.2 | 2.1 |
| Avg. Stride Length [m] | 5.5 | 7.8 | 7.6 | 7.7 | 7.5 | 7.8 | 7.6 | 7.4 | 7.0 |



- [] Ranking at each section and finish
- .-.- No data available at this section
- NA No data available

Ipswich QLD Professional

Race 8: IMPERIAL RACING BENCHMARK 62 Handicap - 1350m

30 May 2024 - 16:08

Track Rating: Soft 6, Weather: Fine, Rail Position: +9m Entire

| Section | | | | | | | | | | | | Last 600m | |
|-------------|-----|--|---------|------------------|----------------------|---------------------------|---------------------------|---------------------------|---------------------------|---------------------------|---------------------------|------------------------|----|
| Field Times | | | | | | | | | | | | 0:36.46 | |
| | | | | | Overall | 1200m | 1000m | 800m | 600m | 400m | | | |
| | | | | | 1:22.32 (0:11.12) | 1:11.20 (0:11.05) | 1:00.15 (0:11.80) | 0:48.35 (0:11.89) | 0:36.46 (0:12.19) | 0:24.27 (0:11.84) | | | |
| Rank | TAB | Horse/Jockey | Barrier | Top Speed [km/h] | Fastest Section | | | | | | | Distance Travelled [m] | |
| 1 | 3 | CASROCK Cejay Graham | 3 | 65.0 1200m | 0:11.24 1200m | 1:22.32 [1] (0:11.25) | 1:11.07 [3] (0:11.24) | 0:59.83 [4] (0:11.77) | 0:48.06 [4] (0:11.92) | 0:36.14 [4] (0:11.90) | 0:24.24 [3] (0:11.85) | 0:36.14 | |
| 2 | 2 | FREDDIE Damien Thornton | 6 | 65.2 1200m | 0:11.12 Overall | 1:22.54 [2] (0:11.12) | 1:11.42 [1] (0:11.24) | 1:00.18 [2] (0:11.75) | 0:48.43 [2] (0:11.90) | 0:36.53 [2] (0:12.04) | 0:24.49 [1] (0:11.84) | 0:36.53 | -3 |
| 3 | 8 | A CERTAIN MAYBE Jai Williams | 1 | 66.9 1200m | 0:11.08 1200m | 1:22.65 [3] (0:11.33) | 1:11.32 [4] (0:11.08) | 1:00.24 [3] (0:11.82) | 0:48.42 [3] (0:11.95) | 0:36.47 [3] (0:12.11) | 0:24.36 [4] (0:11.95) | 0:36.47 | -5 |
| 4 | 16 | STORMTROOPER Sean Cormack | 5 | 67.3 1200m | 0:11.02 1200m | 1:22.68 [4] (0:11.15) | 1:11.53 [2] (0:11.02) | 1:00.51 [1] (0:11.80) | 0:48.71 [1] (0:11.89) | 0:36.82 [1] (0:12.22) | 0:24.60 [2] (0:12.11) | 0:36.82 | -7 |
| 5 | 7 | BETTER YET Nikita Beriman | 10 | 63.4 1200m | 0:11.50 1200m | 1:22.95 [5] (0:11.62) | 1:11.33 [7] (0:11.50) | 0:59.83 [8] (0:11.78) | 0:48.05 [9] (0:11.89) | 0:36.16 [9] (0:11.79) | 0:24.37 [9] (0:11.98) | 0:36.16 | -2 |
| 6 | 15 | THE MAXINATOR Anthony Allen | 16 | 63.2 1000m | 0:11.52 1200m | 1:22.96 [6] (0:11.94) | 1:11.02 [11] (0:11.52) | 0:59.50 [11] (0:11.74) | 0:47.76 [11] (0:11.66) | 0:36.10 [10] (0:11.85) | 0:24.25 [10] (0:12.06) | 0:36.10 | +0 |
| 7 | 14 | DON QUIXOTE Jake Bayliss | 17 | 63.7 1200m | 0:11.52 1200m | 1:23.01 [7] (0:11.88) | 1:11.13 [10] (0:11.52) | 0:59.61 [10] (0:11.75) | 0:47.86 [10] (0:11.82) | 0:36.04 [11] (0:11.89) | 0:24.15 [11] (0:11.92) | 0:36.04 | +0 |
| 8 | 4 | ENUNCIATION James Orman | 8 | 65.2 1200m | 0:11.23 1200m | 1:23.19 [8] (0:11.64) | 1:11.55 [8] (0:11.23) | 1:00.32 [6] (0:11.69) | 0:48.63 [5] (0:11.89) | 0:36.74 [5] (0:11.94) | 0:24.80 [6] (0:12.19) | 0:36.74 | -3 |
| 9 | 6 | ROCKIN' ARTIE Bailey Wheeler | 9 | 65.4 1200m | 0:11.32 1200m | 1:23.30 [9] (0:11.40) | 1:11.90 [5] (0:11.32) | 1:00.58 [5] (0:11.85) | 0:48.73 [6] (0:11.97) | 0:36.76 [7] (0:11.82) | 0:24.94 [5] (0:12.18) | 0:36.76 | -1 |
| 10 | 1 | DIVINE COURAGE Jag Guthmann-Chester | 2 | 64.4 1000m | 0:11.39 1200m | 1:23.34 [10] (0:11.86) | 1:11.48 [9] (0:11.39) | 1:00.09 [9] (0:11.62) | 0:48.47 [8] (0:11.80) | 0:36.67 [8] (0:11.90) | 0:24.77 [8] (0:12.14) | 0:36.67 | -6 |

Scratched: Prosperina (#11), Kissed By Evie (#10), Spirit Of Milan (#9), New Level (#5), Prince Of Sooview (#12), Better Strings (#17)



Ipswich QLD Professional
 Race 8: IMPERIAL RACING BENCHMARK 62 Handicap - 1350m
 30 May 2024 - 16:08



Track Rating: Soft 6, Weather: Fine, Rail Position: +9m Entire

| Section | Overall | 1200m | 1000m | 800m | 600m | 400m | Last 600m |
|-------------|----------------------|----------------------|----------------------|----------------------|----------------------|----------------------|-----------|
| Field Times | 1:22.32 (0:11.12) | 1:11.20 (0:11.05) | 1:00.15 (0:11.80) | 0:48.35 (0:11.89) | 0:36.46 (0:12.19) | 0:24.27 (0:11.84) | 0:36.46 |

| Rank | TAB | Horse/Jockey | Barrier | Top Speed [km/h] | Fastest Section | Overall | 1200m | 1000m | 800m | 600m | 400m | Last 600m | Distance Travelled [m] |
|------|-----|----------------|---------|------------------|-----------------|--------------|-------------|-------------|-------------|-------------|-------------|-----------|------------------------|
| 11 | 13 | MARCADA | 12 | 64.4 | 0:11.38 | 1:23.37 [11] | 1:11.79 [6] | 1:00.41 [7] | 0:48.76 [7] | 0:36.86 [6] | 0:24.85 [7] | 0:36.86 | +1 |
| | | Justin Stanley | | 1200m | 1200m | (0:11.58) | (0:11.38) | (0:11.65) | (0:11.90) | (0:12.01) | (0:12.33) | | |

Scratched: Prosperina (#11), Kissed By Evie (#10), Spirit Of Milan (#9), New Level (#5), Prince Of Sooview (#12), Better Strings (#17)

[] Ranking at each section and finish
 -:-:- No data available at this section
 NA No data available

SCN Saddle cloth number
 DNF Did not finish
 DNT Did not track



Ipswich QLD Professional

Race 8: IMPERIAL RACING BENCHMARK 62 Handicap - 1350m

30 May 2024 - 16:08



Track Rating: Soft 6, Weather: Fine, Rail Position: +9m Entire

| Section | | | | | | | 200m | | | Last 600m |
|-------------|-----|---|---------|------------------|--------------------|---------------------------|---------|--|--|------------------------|
| Field Times | | | | | | | 0:12.43 | | | 0:36.46 |
| | | | | | | | | | | |
| Rank | TAB | Horse/Jockey | Barrier | Top Speed [km/h] | Fastest Section | Margin | | | | Distance Travelled [m] |
| 1 | 3 | CASROCK Cejay Graham | 3 | 65.0 1200m | 0:11.24 1200m | 0:12.39 [2] (0:12.39) | 1:22.32 | | | 0:36.14 |
| 2 | 2 | FREDDIE Damien Thornton | 6 | 65.2 1200m | 0:11.12 Overall | 0:12.65 [1] (0:12.65) | 1.26L | | | 0:36.53 -3 |
| 3 | 8 | A CERTAIN MAYBE Jai Williams | 1 | 66.9 1200m | 0:11.08 1200m | 0:12.41 [4] (0:12.41) | 1.91L | | | 0:36.47 -5 |
| 4 | 16 | STORMTROOPER Sean Cormack | 5 | 67.3 1200m | 0:11.02 1200m | 0:12.49 [3] (0:12.49) | 2.07L | | | 0:36.82 -7 |
| 5 | 7 | BETTER YET Nikita Beriman | 10 | 63.4 1200m | 0:11.50 1200m | 0:12.39 [6] (0:12.39) | 3.7L | | | 0:36.16 -2 |
| 6 | 15 | THE MAXINATOR Anthony Allen | 16 | 63.2 1000m | 0:11.52 1200m | 0:12.19 [9] (0:12.19) | 3.72L | | | 0:36.10 +0 |
| 7 | 14 | DON QUIXOTE Jake Bayliss | 17 | 63.7 1200m | 0:11.52 1200m | 0:12.23 [10] (0:12.23) | 4.05L | | | 0:36.04 +0 |
| 8 | 4 | ENUNCIATION James Orman | 8 | 65.2 1200m | 0:11.23 1200m | 0:12.61 [7] (0:12.61) | 5.07L | | | 0:36.74 -3 |
| 9 | 6 | ROCKIN' ARTIE Bailey Wheeler | 9 | 65.4 1200m | 0:11.32 1200m | 0:12.76 [5] (0:12.76) | 5.72L | | | 0:36.76 -1 |
| 10 | 1 | DIVINE COURAGE Jag Guthmann-Chester | 2 | 64.4 1000m | 0:11.39 1200m | 0:12.63 [8] (0:12.63) | 5.94L | | | 0:36.67 -6 |

Scratched: Prosperina (#11), Kissed By Evie (#10), Spirit Of Milan (#9), New Level (#5), Prince Of Sooview (#12), Better Strings (#17)

Report Created: Thu 30 May 2024 16:23 GMT+10 (Note: Timing is based on position data)

Page 3/15

[] Ranking at each section and finish
 -:-:- No data available at this section
 NA No data available

SCN Saddle cloth number
 DNF Did not finish
 DNT Did not track

data processed by TRIPLESDATA



Ipswich QLD Professional
 Race 8: IMPERIAL RACING BENCHMARK 62 Handicap - 1350m
 30 May 2024 - 16:08



Track Rating: Soft 6, Weather: Fine, Rail Position: +9m Entire

| Section | | 200m | | Last 600m | | |
|-------------|------------------|----------------------|------------------|-----------------|--------------|------------------------|
| Field Times | | 0:12.43 (0:12.43) | | 0:36.46 | | |
| Rank | TAB Horse/Jockey | Barrier | Top Speed [km/h] | Fastest Section | Margin | Distance Travelled [m] |
| 11 | 13 MARCADA | 12 | 64.4 | 0:11.38 | 0:12.52 [11] | 6.17L |
| | Justin Stanley | | 1200m | 1200m | (0:12.52) | 0:36.86 +1 |

Scratched: Prosperina (#11), Kissed By Evie (#10), Spirit Of Milan (#9), New Level (#5), Prince Of Sooview (#12), Better Strings (#17)

[] Ranking at each section and finish
 -:-:- No data available at this section
 NA No data available

SCN Saddle cloth number
 DNF Did not finish
 DNT Did not track



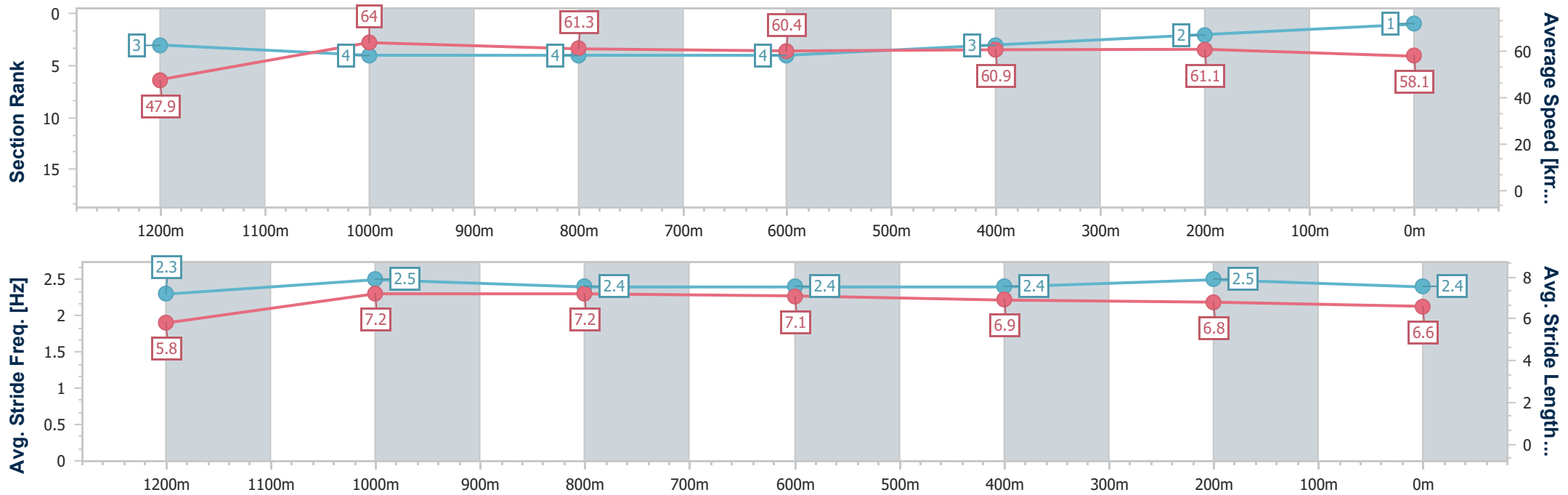
| | |
|--------------------------------|-----------------|
| Horse/Jockey Name | Casrock |
| Final Rank | 1 |
| Fastest Section Time (Section) | 0:11.24 (1200m) |
| Top Speed [km/h] (Section) | 65.0 (1200m) |
| Race State | Finished |



Ipswich QLD Professional
 Race 8: IMPERIAL RACING BENCHMARK 62 Handicap - 1350m
 30 May 2024 - 16:08
 Track Rating: Soft 6, Weather: Fine, Rail Position: +9m Entire



| Section | Overall | 1200m | 1000m | 800m | 600m | 400m | 200m |
|------------------------|--------------------------|--------------------------|--------------------------|--------------------------|--------------------------|--------------------------|--------------------------|
| Section Times | 1:22.32 [1] (0:11.25) | 1:11.07 [3] (0:11.24) | 0:59.83 [4] (0:11.77) | 0:48.06 [4] (0:11.92) | 0:36.14 [4] (0:11.90) | 0:24.24 [3] (0:11.85) | 0:12.39 [2] (0:12.39) |
| Average Speed [km/h] | 47.9 | 64.0 | 61.3 | 60.4 | 60.9 | 61.1 | 58.1 |
| Top Speed [km/h] | 62.8 | 65.0 | 62.8 | 61.3 | 62.7 | 61.7 | 60.4 |
| Avg. Dist. to Rail [m] | 1.2 | 0.6 | 0.3 | 0.4 | 1.5 | 1.6 | 2.4 |
| Avg. Stride Freq. [Hz] | 2.3 | 2.5 | 2.4 | 2.4 | 2.4 | 2.5 | 2.4 |
| Avg. Stride Length [m] | 5.8 | 7.2 | 7.2 | 7.1 | 6.9 | 6.8 | 6.6 |



- [] Ranking at each section and finish
- .-.- No data available at this section
- NA No data available



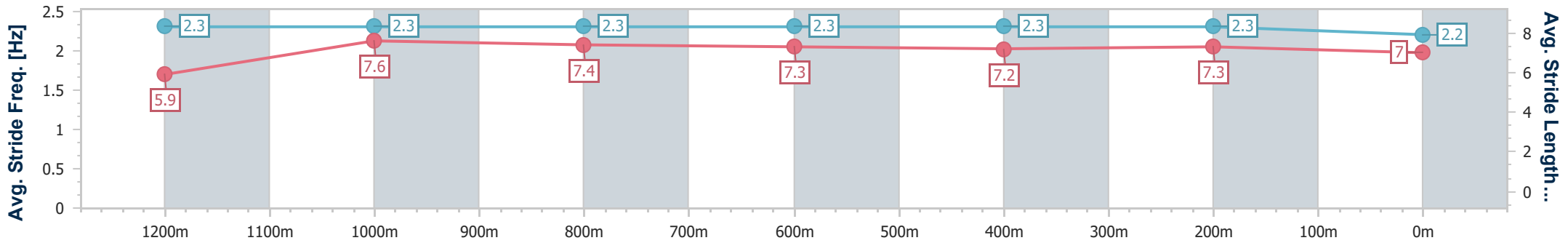
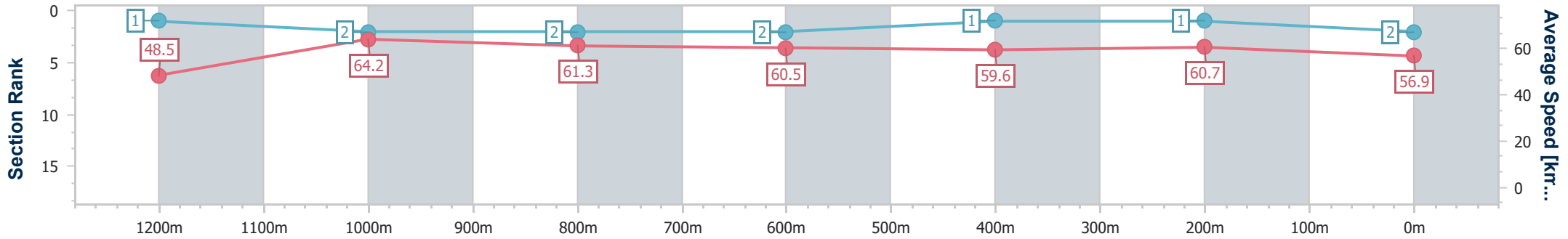
| | |
|--------------------------------|-------------------|
| Horse/Jockey Name | Freddie |
| Final Rank | 2 |
| Fastest Section Time (Section) | 0:11.12 (Overall) |
| Top Speed [km/h] (Section) | 65.2 (1200m) |
| Race State | Finished |



Ipswich QLD Professional
 Race 8: IMPERIAL RACING BENCHMARK 62 Handicap - 1350m
 30 May 2024 - 16:08
 Track Rating: Soft 6, Weather: Fine, Rail Position: +9m Entire



| Section | Overall | 1200m | 1000m | 800m | 600m | 400m | 200m |
|------------------------|--------------------------|--------------------------|--------------------------|--------------------------|--------------------------|--------------------------|--------------------------|
| Section Times | 1:22.54 [2] (0:11.12) | 1:11.42 [1] (0:11.24) | 1:00.18 [2] (0:11.75) | 0:48.43 [2] (0:11.90) | 0:36.53 [2] (0:12.04) | 0:24.49 [1] (0:11.84) | 0:12.65 [1] (0:12.65) |
| Average Speed [km/h] | 48.5 | 64.2 | 61.3 | 60.5 | 59.6 | 60.7 | 56.9 |
| Top Speed [km/h] | 64.1 | 65.2 | 62.6 | 61.1 | 60.6 | 61.8 | 60.0 |
| Avg. Dist. to Rail [m] | 2.6 | 1.0 | 0.4 | 0.3 | 0.6 | 0.5 | 0.7 |
| Avg. Stride Freq. [Hz] | 2.3 | 2.3 | 2.3 | 2.3 | 2.3 | 2.3 | 2.2 |
| Avg. Stride Length [m] | 5.9 | 7.6 | 7.4 | 7.3 | 7.2 | 7.3 | 7.0 |



- [] Ranking at each section and finish
- .-.- No data available at this section
- NA No data available



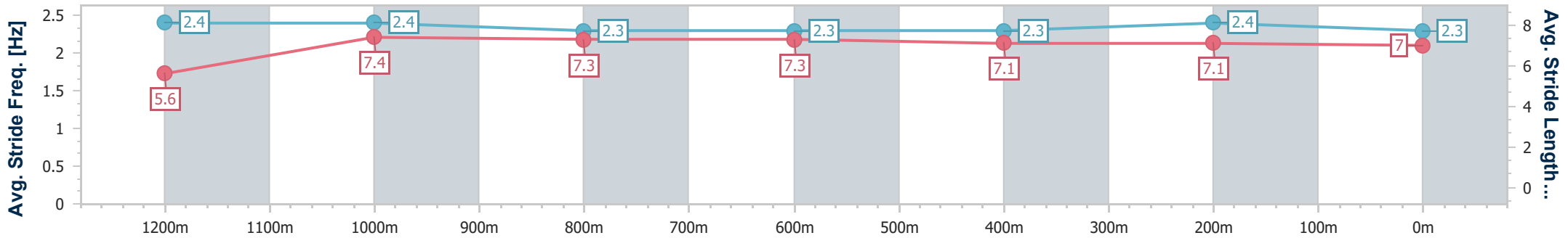
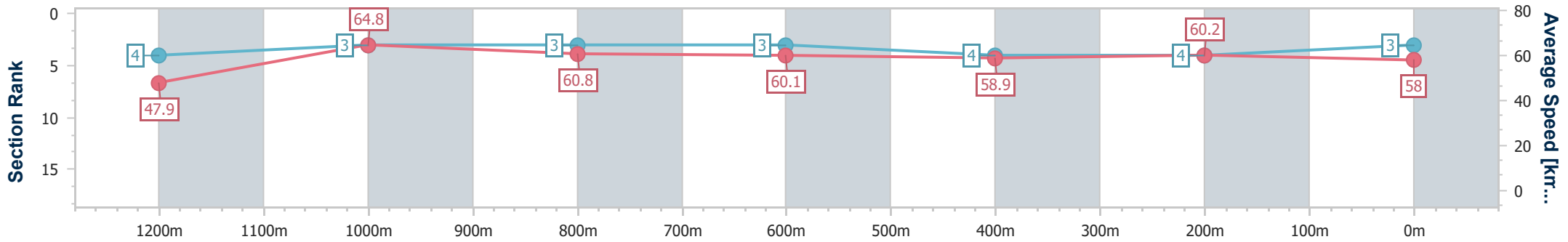
| | |
|--------------------------------|-----------------|
| Horse/Jockey Name | A Certain Maybe |
| Final Rank | 3 |
| Fastest Section Time (Section) | 0:11.08 (1200m) |
| Top Speed [km/h] (Section) | 66.9 (1200m) |
| Race State | Finished |



Ipswich QLD Professional
 Race 8: IMPERIAL RACING BENCHMARK 62 Handicap - 1350m
 30 May 2024 - 16:08
 Track Rating: Soft 6, Weather: Fine, Rail Position: +9m Entire



| Section | Overall | 1200m | 1000m | 800m | 600m | 400m | 200m |
|------------------------|--------------------------|--------------------------|--------------------------|--------------------------|--------------------------|--------------------------|--------------------------|
| Section Times | 1:22.65 [3] (0:11.33) | 1:11.32 [4] (0:11.08) | 1:00.24 [3] (0:11.82) | 0:48.42 [3] (0:11.95) | 0:36.47 [3] (0:12.11) | 0:24.36 [4] (0:11.95) | 0:12.41 [4] (0:12.41) |
| Average Speed [km/h] | 47.9 | 64.8 | 60.8 | 60.1 | 58.9 | 60.2 | 58.0 |
| Top Speed [km/h] | 64.2 | 66.9 | 63.1 | 60.8 | 60.9 | 60.6 | 59.9 |
| Avg. Dist. to Rail [m] | 2.5 | 1.0 | 0.5 | 1.3 | 1.7 | 1.3 | 2.2 |
| Avg. Stride Freq. [Hz] | 2.4 | 2.4 | 2.3 | 2.3 | 2.3 | 2.4 | 2.3 |
| Avg. Stride Length [m] | 5.6 | 7.4 | 7.3 | 7.3 | 7.1 | 7.1 | 7.0 |



- [] Ranking at each section and finish
- .-.- No data available at this section
- NA No data available



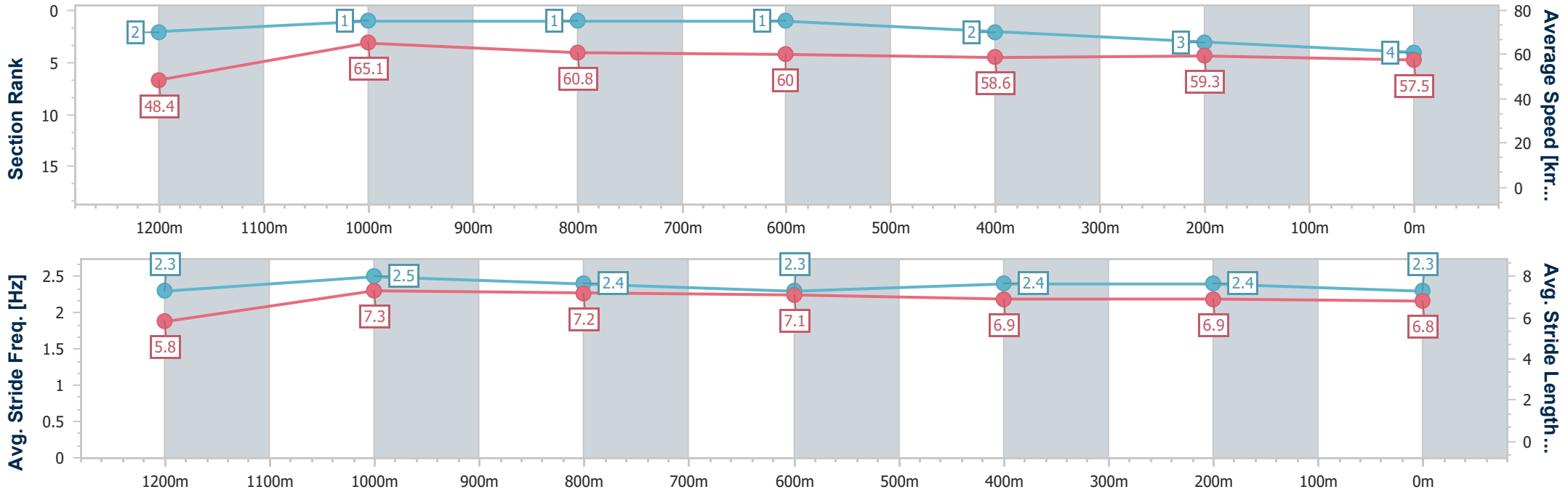
| | |
|--------------------------------|-----------------|
| Horse/Jockey Name | Stormtrooper |
| Final Rank | 4 |
| Fastest Section Time (Section) | 0:11.02 (1200m) |
| Top Speed [km/h] (Section) | 67.3 (1200m) |
| Race State | Finished |



Ipswich QLD Professional
 Race 8: IMPERIAL RACING BENCHMARK 62 Handicap - 1350m
 30 May 2024 - 16:08
 Track Rating: Soft 6, Weather: Fine, Rail Position: +9m Entire



| Section | Overall | 1200m | 1000m | 800m | 600m | 400m | 200m |
|------------------------|--------------------------|--------------------------|--------------------------|--------------------------|--------------------------|--------------------------|--------------------------|
| Section Times | 1:22.68 [4] (0:11.15) | 1:11.53 [2] (0:11.02) | 1:00.51 [1] (0:11.80) | 0:48.71 [1] (0:11.89) | 0:36.82 [1] (0:12.22) | 0:24.60 [2] (0:12.11) | 0:12.49 [3] (0:12.49) |
| Average Speed [km/h] | 48.4 | 65.1 | 60.8 | 60.0 | 58.6 | 59.3 | 57.5 |
| Top Speed [km/h] | 66.6 | 67.3 | 62.0 | 61.4 | 60.5 | 59.8 | 59.4 |
| Avg. Dist. to Rail [m] | 1.3 | 0.8 | 1.9 | 1.5 | 1.2 | 1.4 | 0.8 |
| Avg. Stride Freq. [Hz] | 2.3 | 2.5 | 2.4 | 2.3 | 2.4 | 2.4 | 2.3 |
| Avg. Stride Length [m] | 5.8 | 7.3 | 7.2 | 7.1 | 6.9 | 6.9 | 6.8 |



- [] Ranking at each section and finish
- .-.- No data available at this section
- NA No data available



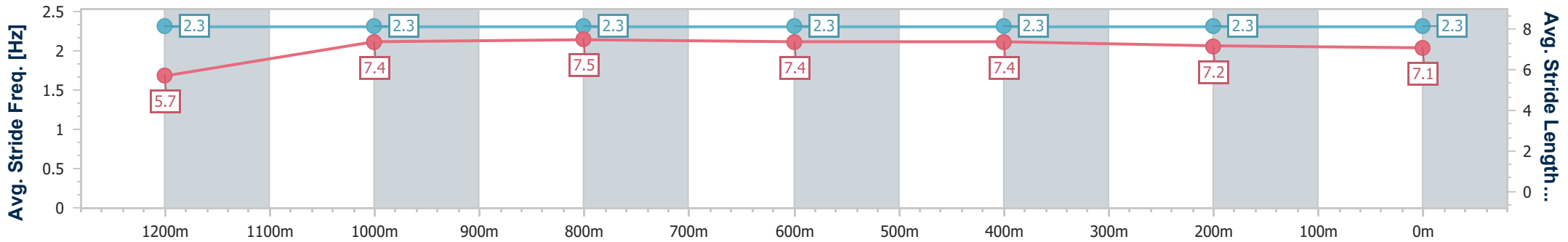
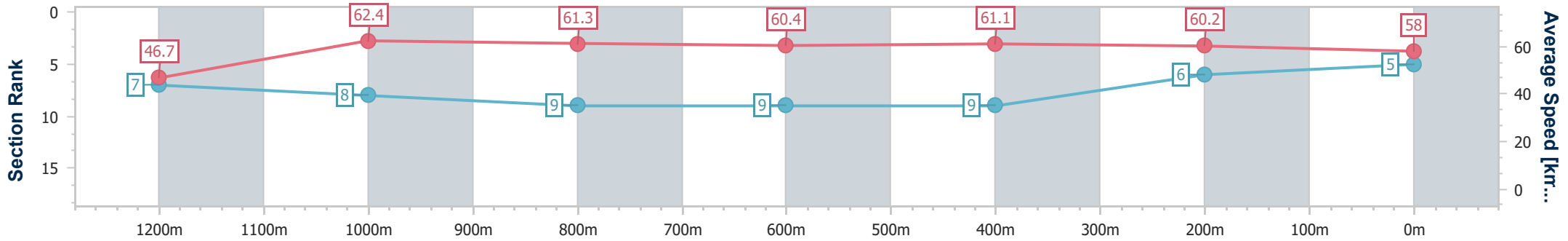
| | |
|--------------------------------|-----------------|
| Horse/Jockey Name | Better Yet |
| Final Rank | 5 |
| Fastest Section Time (Section) | 0:11.50 (1200m) |
| Top Speed [km/h] (Section) | 63.4 (1200m) |
| Race State | Finished |



Ipswich QLD Professional
 Race 8: IMPERIAL RACING BENCHMARK 62 Handicap - 1350m
 30 May 2024 - 16:08
 Track Rating: Soft 6, Weather: Fine, Rail Position: +9m Entire



| Section | Overall | 1200m | 1000m | 800m | 600m | 400m | 200m |
|------------------------|--------------------------|--------------------------|--------------------------|--------------------------|--------------------------|--------------------------|--------------------------|
| Section Times | 1:22.95 [5] (0:11.62) | 1:11.33 [7] (0:11.50) | 0:59.83 [8] (0:11.78) | 0:48.05 [9] (0:11.89) | 0:36.16 [9] (0:11.79) | 0:24.37 [9] (0:11.98) | 0:12.39 [6] (0:12.39) |
| Average Speed [km/h] | 46.7 | 62.4 | 61.3 | 60.4 | 61.1 | 60.2 | 58.0 |
| Top Speed [km/h] | 61.3 | 63.4 | 62.9 | 61.4 | 61.8 | 61.1 | 61.2 |
| Avg. Dist. to Rail [m] | 3.8 | 0.5 | 0.4 | 0.2 | 0.3 | 0.4 | 0.4 |
| Avg. Stride Freq. [Hz] | 2.3 | 2.3 | 2.3 | 2.3 | 2.3 | 2.3 | 2.3 |
| Avg. Stride Length [m] | 5.7 | 7.4 | 7.5 | 7.4 | 7.4 | 7.2 | 7.1 |



- [] Ranking at each section and finish
- .-.- No data available at this section
- NA No data available



| | |
|--------------------------------|-----------------|
| Horse/Jockey Name | The Maxinator |
| Final Rank | 6 |
| Fastest Section Time (Section) | 0:11.52 (1200m) |
| Top Speed [km/h] (Section) | 63.2 (1000m) |
| Race State | Finished |



Ipswich QLD Professional

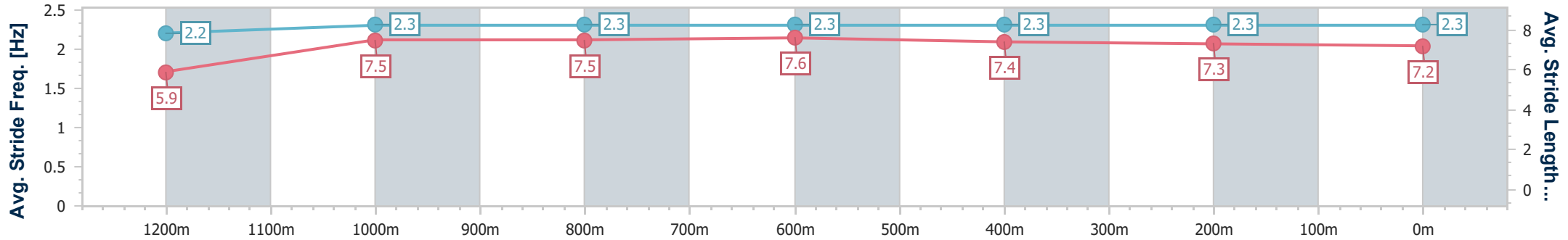
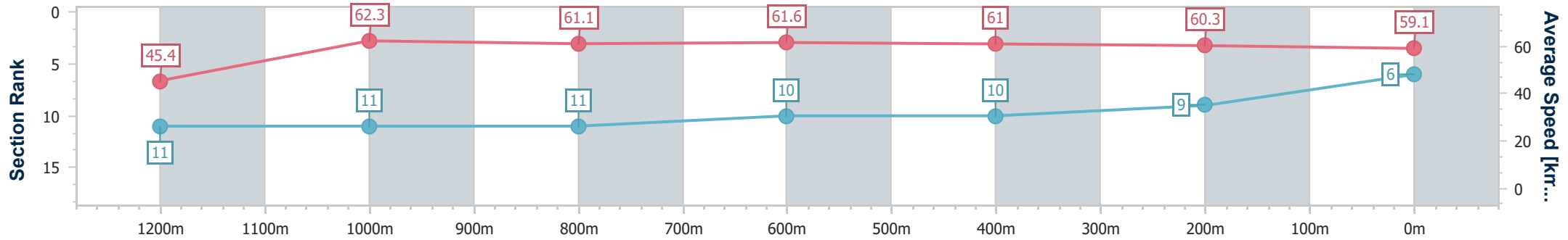
Race 8: IMPERIAL RACING BENCHMARK 62 Handicap - 1350m



30 May 2024 - 16:08

Track Rating: Soft 6, Weather: Fine, Rail Position: +9m Entire

| Section | Overall | 1200m | 1000m | 800m | 600m | 400m | 200m |
|------------------------|--------------------------|---------------------------|---------------------------|---------------------------|---------------------------|---------------------------|--------------------------|
| Section Times | 1:22.96 [6] (0:11.94) | 1:11.02 [11] (0:11.52) | 0:59.50 [11] (0:11.74) | 0:47.76 [11] (0:11.66) | 0:36.10 [10] (0:11.85) | 0:24.25 [10] (0:12.06) | 0:12.19 [9] (0:12.19) |
| Average Speed [km/h] | 45.4 | 62.3 | 61.1 | 61.6 | 61.0 | 60.3 | 59.1 |
| Top Speed [km/h] | 61.4 | 63.1 | 63.2 | 62.6 | 62.4 | 61.1 | 61.0 |
| Avg. Dist. to Rail [m] | 4.3 | 0.6 | 0.6 | 0.6 | 0.8 | 3.2 | 4.4 |
| Avg. Stride Freq. [Hz] | 2.2 | 2.3 | 2.3 | 2.3 | 2.3 | 2.3 | 2.3 |
| Avg. Stride Length [m] | 5.9 | 7.5 | 7.5 | 7.6 | 7.4 | 7.3 | 7.2 |



- [] Ranking at each section and finish
- .-.- No data available at this section
- NA No data available



| | |
|--------------------------------|-----------------|
| Horse/Jockey Name | Don Quixote |
| Final Rank | 7 |
| Fastest Section Time (Section) | 0:11.52 (1200m) |
| Top Speed [km/h] (Section) | 63.7 (1200m) |
| Race State | Finished |



Ipswich QLD Professional

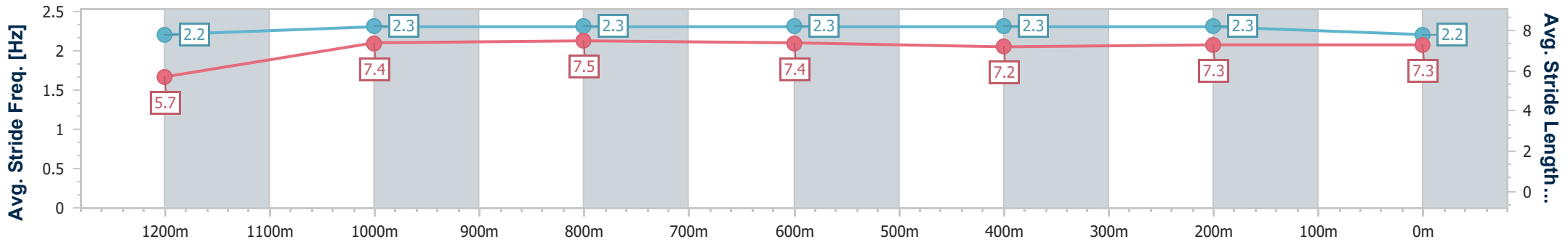
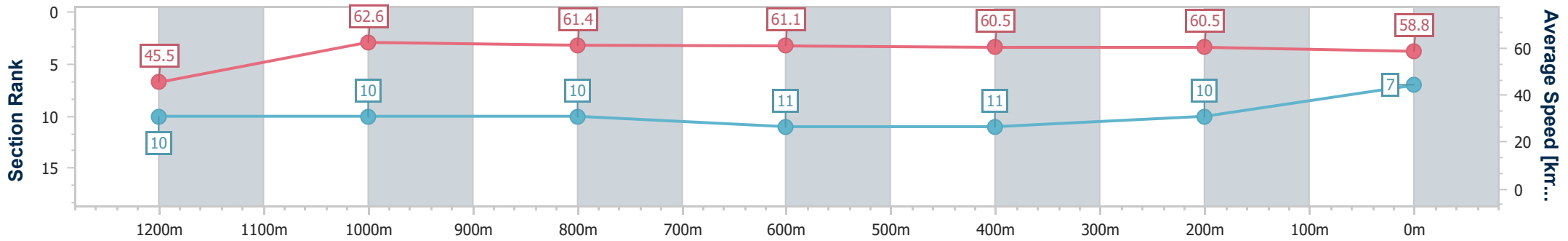
Race 8: IMPERIAL RACING BENCHMARK 62 Handicap - 1350m



30 May 2024 - 16:08

Track Rating: Soft 6, Weather: Fine, Rail Position: +9m Entire

| Section | Overall | 1200m | 1000m | 800m | 600m | 400m | 200m |
|------------------------|--------------------------|---------------------------|---------------------------|---------------------------|---------------------------|---------------------------|---------------------------|
| Section Times | 1:23.01 [7] (0:11.88) | 1:11.13 [10] (0:11.52) | 0:59.61 [10] (0:11.75) | 0:47.86 [10] (0:11.82) | 0:36.04 [11] (0:11.89) | 0:24.15 [11] (0:11.92) | 0:12.23 [10] (0:12.23) |
| Average Speed [km/h] | 45.5 | 62.6 | 61.4 | 61.1 | 60.5 | 60.5 | 58.8 |
| Top Speed [km/h] | 61.2 | 63.7 | 63.1 | 62.1 | 62.0 | 61.0 | 60.0 |
| Avg. Dist. to Rail [m] | 6.2 | 1.3 | 0.6 | 0.9 | 0.9 | 0.4 | 0.7 |
| Avg. Stride Freq. [Hz] | 2.2 | 2.3 | 2.3 | 2.3 | 2.3 | 2.3 | 2.2 |
| Avg. Stride Length [m] | 5.7 | 7.4 | 7.5 | 7.4 | 7.2 | 7.3 | 7.3 |



- [] Ranking at each section and finish
- .-.- No data available at this section
- NA No data available



| | |
|--------------------------------|-----------------|
| Horse/Jockey Name | Enunciation |
| Final Rank | 8 |
| Fastest Section Time (Section) | 0:11.23 (1200m) |
| Top Speed [km/h] (Section) | 65.2 (1200m) |
| Race State | Finished |



Ipswich QLD Professional

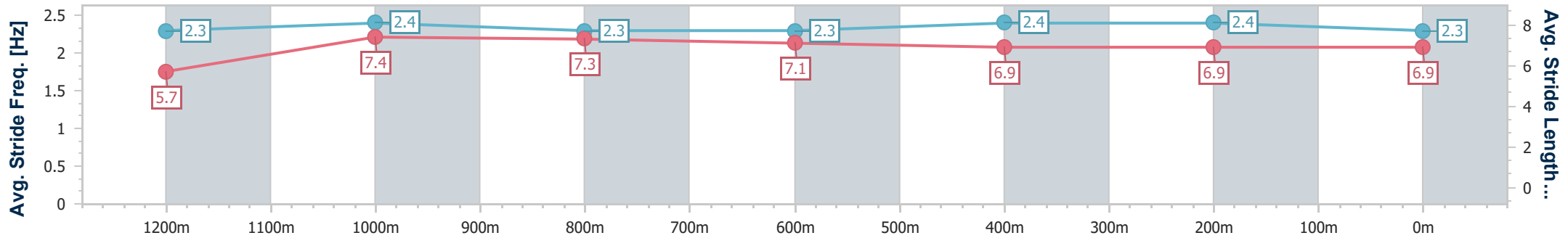
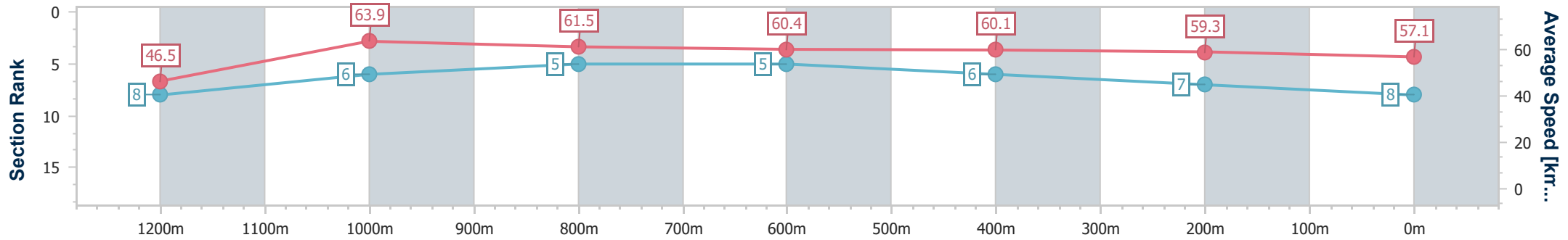
Race 8: IMPERIAL RACING BENCHMARK 62 Handicap - 1350m



30 May 2024 - 16:08

Track Rating: Soft 6, Weather: Fine, Rail Position: +9m Entire

| Section | Overall | 1200m | 1000m | 800m | 600m | 400m | 200m |
|------------------------|--------------------------|--------------------------|--------------------------|--------------------------|--------------------------|--------------------------|--------------------------|
| Section Times | 1:23.19 [8] (0:11.64) | 1:11.55 [8] (0:11.23) | 1:00.32 [6] (0:11.69) | 0:48.63 [5] (0:11.89) | 0:36.74 [5] (0:11.94) | 0:24.80 [6] (0:12.19) | 0:12.61 [7] (0:12.61) |
| Average Speed [km/h] | 46.5 | 63.9 | 61.5 | 60.4 | 60.1 | 59.3 | 57.1 |
| Top Speed [km/h] | 64.1 | 65.2 | 64.1 | 61.1 | 61.3 | 60.0 | 59.4 |
| Avg. Dist. to Rail [m] | 1.8 | 0.5 | 1.2 | 1.3 | 0.4 | 1.4 | 2.3 |
| Avg. Stride Freq. [Hz] | 2.3 | 2.4 | 2.3 | 2.3 | 2.4 | 2.4 | 2.3 |
| Avg. Stride Length [m] | 5.7 | 7.4 | 7.3 | 7.1 | 6.9 | 6.9 | 6.9 |



- [] Ranking at each section and finish
- .-.- No data available at this section
- NA No data available



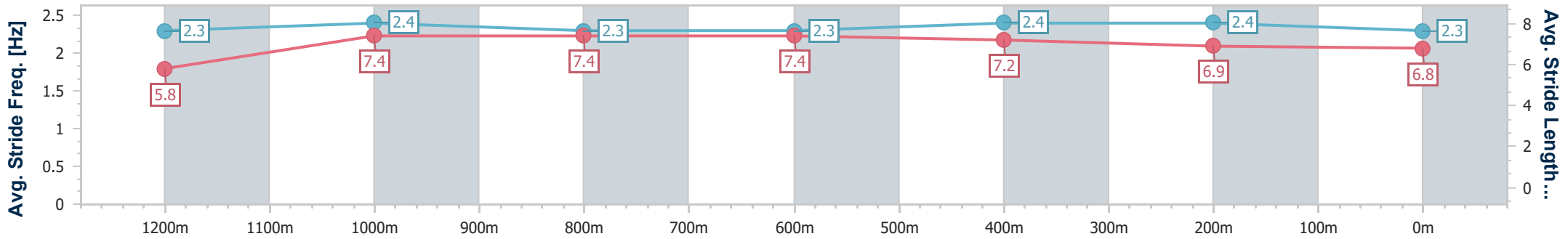
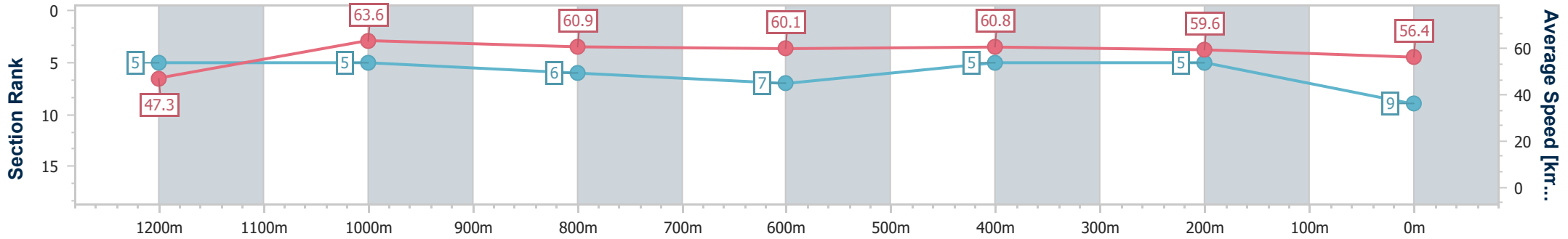
| | |
|--------------------------------|-----------------|
| Horse/Jockey Name | Rockin' Artie |
| Final Rank | 9 |
| Fastest Section Time (Section) | 0:11.32 (1200m) |
| Top Speed [km/h] (Section) | 65.4 (1200m) |
| Race State | Finished |



Ipswich QLD Professional
 Race 8: IMPERIAL RACING BENCHMARK 62 Handicap - 1350m
 30 May 2024 - 16:08
 Track Rating: Soft 6, Weather: Fine, Rail Position: +9m Entire



| Section | Overall | 1200m | 1000m | 800m | 600m | 400m | 200m |
|------------------------|--------------------------|--------------------------|--------------------------|--------------------------|--------------------------|--------------------------|--------------------------|
| Section Times | 1:23.30 [9] (0:11.40) | 1:11.90 [5] (0:11.32) | 1:00.58 [5] (0:11.85) | 0:48.73 [6] (0:11.97) | 0:36.76 [7] (0:11.82) | 0:24.94 [5] (0:12.18) | 0:12.76 [5] (0:12.76) |
| Average Speed [km/h] | 47.3 | 63.6 | 60.9 | 60.1 | 60.8 | 59.6 | 56.4 |
| Top Speed [km/h] | 62.8 | 65.4 | 63.5 | 61.3 | 62.2 | 61.1 | 58.6 |
| Avg. Dist. to Rail [m] | 2.9 | 0.6 | 0.4 | 0.3 | 0.2 | 2.9 | 4.3 |
| Avg. Stride Freq. [Hz] | 2.3 | 2.4 | 2.3 | 2.3 | 2.4 | 2.4 | 2.3 |
| Avg. Stride Length [m] | 5.8 | 7.4 | 7.4 | 7.4 | 7.2 | 6.9 | 6.8 |



- [] Ranking at each section and finish
- .-.- No data available at this section
- NA No data available



| | |
|--------------------------------|-----------------|
| Horse/Jockey Name | Divine Courage |
| Final Rank | 10 |
| Fastest Section Time (Section) | 0:11.39 (1200m) |
| Top Speed [km/h] (Section) | 64.4 (1000m) |
| Race State | Finished |



Ipswich QLD Professional

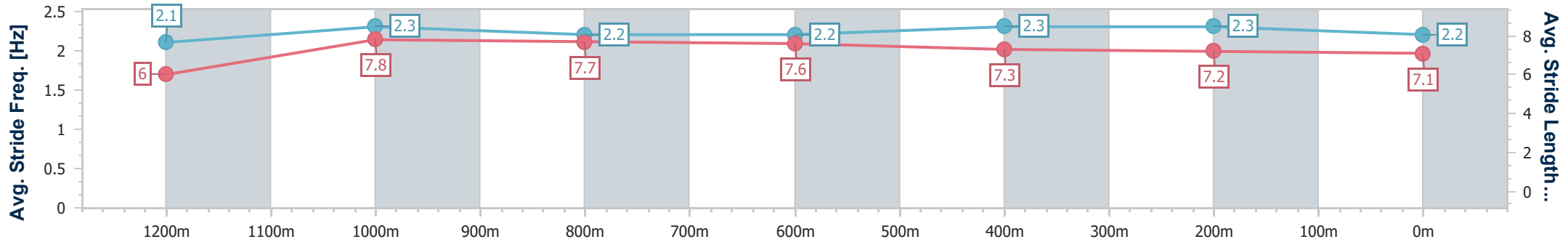
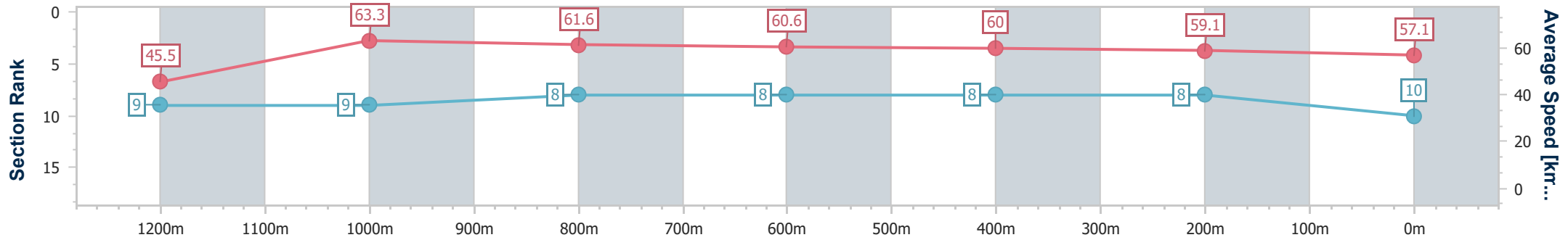
Race 8: IMPERIAL RACING BENCHMARK 62 Handicap - 1350m



30 May 2024 - 16:08

Track Rating: Soft 6, Weather: Fine, Rail Position: +9m Entire

| Section | Overall | 1200m | 1000m | 800m | 600m | 400m | 200m |
|------------------------|---------------------------|--------------------------|--------------------------|--------------------------|--------------------------|--------------------------|--------------------------|
| Section Times | 1:23.34 [10] (0:11.86) | 1:11.48 [9] (0:11.39) | 1:00.09 [9] (0:11.62) | 0:48.47 [8] (0:11.80) | 0:36.67 [8] (0:11.90) | 0:24.77 [8] (0:12.14) | 0:12.63 [8] (0:12.63) |
| Average Speed [km/h] | 45.5 | 63.3 | 61.6 | 60.6 | 60.0 | 59.1 | 57.1 |
| Top Speed [km/h] | 61.0 | 64.4 | 64.4 | 61.0 | 61.5 | 59.6 | 59.2 |
| Avg. Dist. to Rail [m] | 1.2 | 0.7 | 1.7 | 2.0 | 1.3 | 0.8 | 1.1 |
| Avg. Stride Freq. [Hz] | 2.1 | 2.3 | 2.2 | 2.2 | 2.3 | 2.3 | 2.2 |
| Avg. Stride Length [m] | 6.0 | 7.8 | 7.7 | 7.6 | 7.3 | 7.2 | 7.1 |



- [] Ranking at each section and finish
- .-.- No data available at this section
- NA No data available



| | |
|--------------------------------|-----------------|
| Horse/Jockey Name | Marcada |
| Final Rank | 11 |
| Fastest Section Time (Section) | 0:11.38 (1200m) |
| Top Speed [km/h] (Section) | 64.4 (1200m) |
| Race State | Finished |



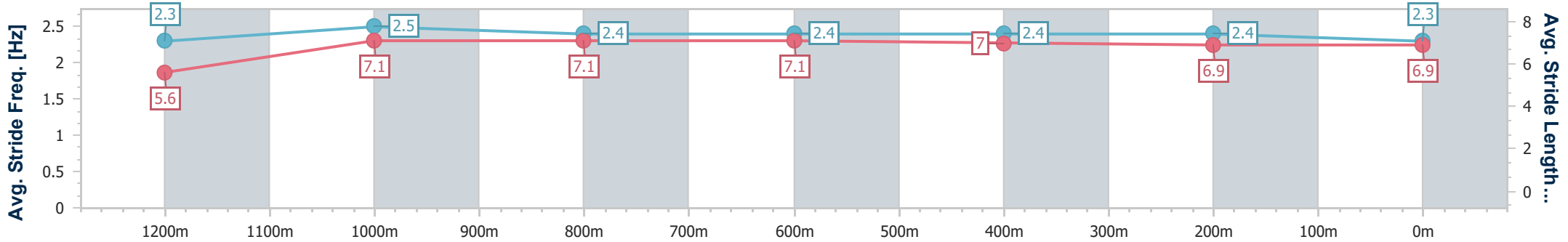
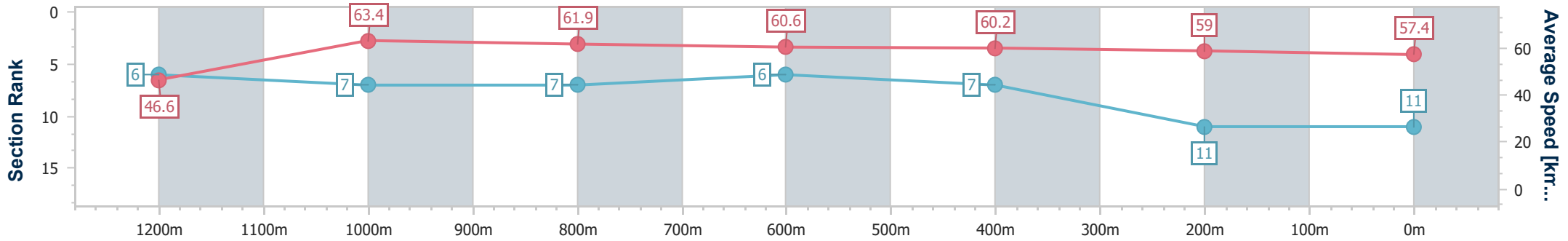
Ipswich QLD Professional
Race 8: IMPERIAL RACING BENCHMARK 62 Handicap - 1350m



30 May 2024 - 16:08

Track Rating: Soft 6, Weather: Fine, Rail Position: +9m Entire

| Section | Overall | 1200m | 1000m | 800m | 600m | 400m | 200m |
|------------------------|---------------------------|--------------------------|--------------------------|--------------------------|--------------------------|--------------------------|---------------------------|
| Section Times | 1:23.37 [11] (0:11.58) | 1:11.79 [6] (0:11.38) | 1:00.41 [7] (0:11.65) | 0:48.76 [7] (0:11.90) | 0:36.86 [6] (0:12.01) | 0:24.85 [7] (0:12.33) | 0:12.52 [11] (0:12.52) |
| Average Speed [km/h] | 46.6 | 63.4 | 61.9 | 60.6 | 60.2 | 59.0 | 57.4 |
| Top Speed [km/h] | 62.9 | 64.4 | 64.3 | 61.8 | 61.7 | 59.7 | 59.1 |
| Avg. Dist. to Rail [m] | 4.8 | 0.7 | 0.7 | 0.6 | 1.2 | 2.5 | 3.9 |
| Avg. Stride Freq. [Hz] | 2.3 | 2.5 | 2.4 | 2.4 | 2.4 | 2.4 | 2.3 |
| Avg. Stride Length [m] | 5.6 | 7.1 | 7.1 | 7.1 | 7.0 | 6.9 | 6.9 |



- [] Ranking at each section and finish
- .-.- No data available at this section
- NA No data available