



# Doomben QLD Professional

## Race 7: SKY RACING BENCHMARK 70 Handicap - 1110m

29 May 2024 - 15:40



BRISBANE  
RACING CLUB

Track Rating: Soft 5, Weather: Fine, Rail Position: +5m Entire

Section		Field Times										Last 600m	
		Overall	1000m	800m	600m	400m	200m						0:34.07
		1:04.20 (0:08.41)	0:55.79 (0:10.55)	0:45.24 (0:11.17)	0:34.07 (0:11.19)	0:22.88 (0:11.26)	0:11.62 (0:11.62)						
Rank	TAB Horse/Jockey	Barrier	Top Speed [km/h]	Fastest Section								Margin	Distance Travelled [m]
1	6 METALART Michael Rodd	3	67.6	0:08.46	1:04.20 [1] (0:08.46)	0:55.74 [2] (0:10.91)	0:44.83 [3] (0:11.05)	0:33.78 [3] (0:11.21)	0:22.57 [4] (0:10.95)	0:11.62 [1] (0:11.62)	1:04.20	0:33.78	
2	5 REDZOUST Cejay Graham	6	67.9	0:08.60	1:04.62 [2] (0:08.60)	0:56.02 [4] (0:10.88)	0:45.14 [5] (0:11.13)	0:34.01 [6] (0:11.22)	0:22.79 [7] (0:11.19)	0:11.60 [7] (0:11.60)	2.5L	0:34.01	+6
3	2 DIVINE OKAY Justin Huxtable	2	67.3	0:08.73	1:04.69 [3] (0:08.73)	0:55.96 [7] (0:10.89)	0:45.07 [7] (0:11.02)	0:34.05 [7] (0:11.19)	0:22.86 [6] (0:11.10)	0:11.76 [5] (0:11.76)	2.92L	0:34.05	-2
4	14 SMART RECOGNITION Martin Harley	5	67.2	0:08.81	1:04.92 [4] (0:08.81)	0:56.11 [10] (0:11.04)	0:45.07 [10] (0:11.08)	0:33.99 [11] (0:11.13)	0:22.86 [10] (0:11.08)	0:11.78 [9] (0:11.78)	4.22L	0:33.99	-2
5	12 SPICY LEGEND Blake Shinn	12	70.2	0:08.58	1:04.92 [5] (0:08.58)	0:56.34 [3] (0:10.49)	0:45.85 [2] (0:11.22)	0:34.63 [2] (0:11.26)	0:23.37 [2] (0:11.16)	0:12.21 [3] (0:12.21)	4.24L	0:34.63	+2
6	8 MIO SORRENTO Craig Williams	15	67.2	0:08.98	1:05.00 [6] (0:08.98)	0:56.02 [12] (0:11.00)	0:45.02 [12] (0:11.16)	0:33.86 [13] (0:11.14)	0:22.72 [12] (0:11.07)	0:11.65 [12] (0:11.65)	4.72L	0:33.86	+0
7	11 MISS COOTA Tahlia Fenlon	10	69.5	0:08.41	1:05.02 [7] (0:08.41)	0:56.61 [1] (0:10.55)	0:46.06 [1] (0:11.17)	0:34.89 [1] (0:11.19)	0:23.70 [1] (0:11.36)	0:12.34 [2] (0:12.34)	4.85L	0:34.89	-1
8	1 AIR MARSHAL Bailey Wheeler	13	68.8	0:08.95	1:05.09 [8] (0:08.95)	0:56.14 [11] (0:10.91)	0:45.23 [11] (0:11.06)	0:34.17 [10] (0:11.21)	0:22.96 [11] (0:11.09)	0:11.87 [10] (0:11.87)	5.27L	0:34.17	+0
9	4 MINKS STAR Marnu Potgieter	7	68.6	0:08.75	1:05.12 [9] (0:08.75)	0:56.37 [8] (0:10.91)	0:45.46 [9] (0:11.12)	0:34.34 [9] (0:11.25)	0:23.09 [9] (0:11.22)	0:11.87 [11] (0:11.87)	5.41L	0:34.34	+5
10	9 SPIRIT OF BRODIE Ryan Maloney	1	67.5	0:08.62	1:05.19 [10] (0:08.62)	0:56.57 [5] (0:10.82)	0:45.75 [4] (0:11.12)	0:34.63 [5] (0:11.34)	0:23.29 [8] (0:11.13)	0:12.16 [8] (0:12.16)	5.86L	0:34.63	+0

Scratched: Chilliwack (#15), Magic In Me (#3), Better Be Nordy (#13), Noble Style (#17)

[ ] Ranking at each section and finish  
 -:-:- No data available at this section  
 NA No data available

SCN Saddle cloth number  
 DNF Did not finish  
 DNT Did not track



# Doomben QLD Professional

## Race 7: SKY RACING BENCHMARK 70 Handicap - 1110m

29 May 2024 - 15:40



BRISBANE  
RACING CLUB

Track Rating: Soft 5, Weather: Fine, Rail Position: +5m Entire

Section		Overall	1000m	800m	600m	400m	200m	Last 600m					
Field Times		1:04.20 (0:08.41)	0:55.79 (0:10.55)	0:45.24 (0:11.17)	0:34.07 (0:11.19)	0:22.88 (0:11.26)	0:11.62 (0:11.62)	0:34.07					
Rank	TAB Horse/Jockey	Barrier	Top Speed [km/h]	Fastest Section	Margin								Distance Travelled [m]
11	10 <b>BLUESTONE LANE</b> Angela Jones	16	68.1 1000m	0:09.19 Overall	1:05.24 [11] (0:09.19)	0:56.05 [13] (0:10.93)	0:45.22 [13] (0:11.10)	0:34.12 [12] (0:11.16)	0:22.96 [13] (0:11.12)	0:11.84 [13] (0:11.84)	6.13L	0:34.12	+1
12	16 <b>SONNY DAZE</b> Michael Cahill	4	67.9 1000m	0:08.65 Overall	1:05.54 [12] (0:08.65)	0:56.89 [6] (0:10.84)	0:46.05 [6] (0:11.00)	0:35.05 [4] (0:11.11)	0:23.94 [3] (0:11.29)	0:12.65 [4] (0:12.65)	7.87L	0:35.05	-2
13	7 <b>I AM VOODOO</b> James Orman	9	68.3 1000m	0:08.79 Overall	1:06.09 [13] (0:08.79)	0:57.30 [9] (0:10.86)	0:46.44 [8] (0:11.00)	0:35.44 [8] (0:11.01)	0:24.43 [5] (0:11.33)	0:13.10 [6] (0:13.10)	11.1L	0:35.44	+6

Scratched: Chilliwack (#15), Magic In Me (#3), Better Be Nurdy (#13), Noble Style (#17)

[ ] Ranking at each section and finish  
 -:-:-:- No data available at this section  
 NA No data available

SCN Saddle cloth number  
 DNF Did not finish  
 DNT Did not track



Horse/Jockey Name	Metalart
Final Rank	1
Fastest Section Time (Section)	0:08.46 (Overall)
Top Speed [km/h] (Section)	67.6 (1000m)
Race State	Finished

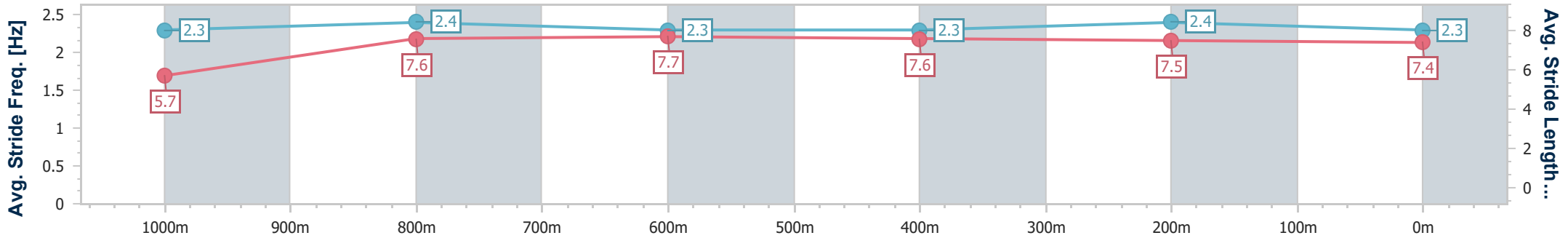
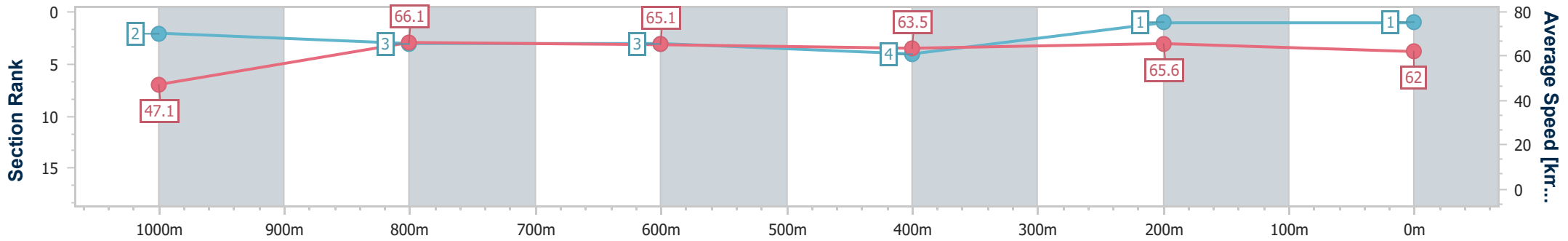


**Doomben QLD Professional**  
**Race 7: SKY RACING BENCHMARK 70 Handicap - 1110m**  
 29 May 2024 - 15:40  
 Track Rating: Soft 5, Weather: Fine, Rail Position: +5m Entire



BRISBANE  
RACING CLUB

Section	Overall	1000m	800m	600m	400m	200m
Section Times	1:04.20 [1] (0:08.46)	0:55.74 [2] (0:10.91)	0:44.83 [3] (0:11.05)	0:33.78 [3] (0:11.21)	0:22.57 [4] (0:10.95)	0:11.62 [1] (0:11.62)
Average Speed [km/h]	47.1	66.1	65.1	63.5	65.6	62.0
Top Speed [km/h]	65.8	67.6	66.4	65.2	67.2	65.0
Avg. Dist. to Rail [m]	2.9	1.0	0.4	1.6	2.1	2.9
Avg. Stride Freq. [Hz]	2.3	2.4	2.3	2.3	2.4	2.3
Avg. Stride Length [m]	5.7	7.6	7.7	7.6	7.5	7.4



- [ ] Ranking at each section and finish
- .-.- No data available at this section
- NA No data available



Horse/Jockey Name	Redzoust
Final Rank	2
Fastest Section Time (Section)	0:08.60 (Overall)
Top Speed [km/h] (Section)	67.9 (1000m)
Race State	Finished

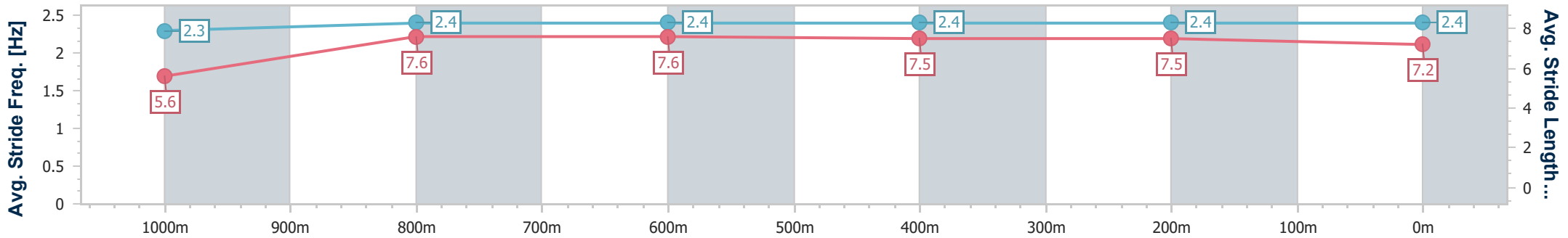
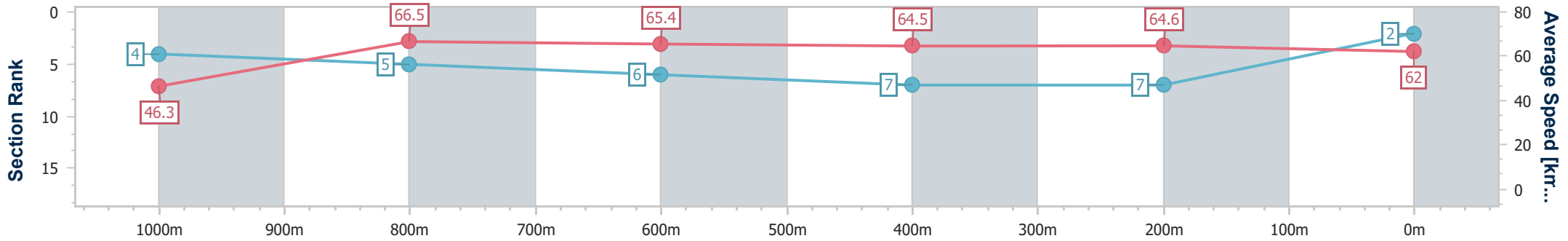


**Doomben QLD Professional**  
**Race 7: SKY RACING BENCHMARK 70 Handicap - 1110m**  
 29 May 2024 - 15:40  
 Track Rating: Soft 5, Weather: Fine, Rail Position: +5m Entire



BRISBANE  
RACING CLUB

Section	Overall	1000m	800m	600m	400m	200m
Section Times	1:04.62 [2] (0:08.60)	0:56.02 [4] (0:10.88)	0:45.14 [5] (0:11.13)	0:34.01 [6] (0:11.22)	0:22.79 [7] (0:11.19)	0:11.60 [7] (0:11.60)
Average Speed [km/h]	46.3	66.5	65.4	64.5	64.6	62.0
Top Speed [km/h]	65.0	67.9	67.1	65.9	65.3	64.3
Avg. Dist. to Rail [m]	6.0	3.5	1.8	0.7	3.6	6.1
Avg. Stride Freq. [Hz]	2.3	2.4	2.4	2.4	2.4	2.4
Avg. Stride Length [m]	5.6	7.6	7.6	7.5	7.5	7.2



- [ ] Ranking at each section and finish
- .-.- No data available at this section
- NA No data available



Horse/Jockey Name	Divine Okay
Final Rank	3
Fastest Section Time (Section)	0:08.73 (Overall)
Top Speed [km/h] (Section)	67.3 (1000m)
Race State	Finished

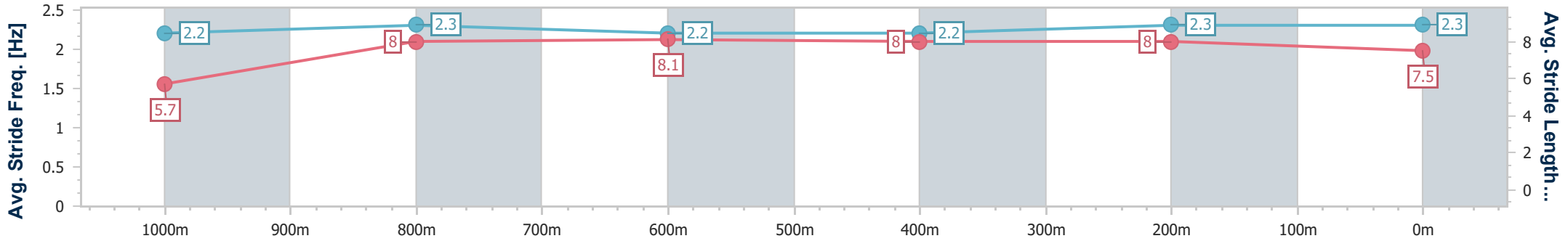
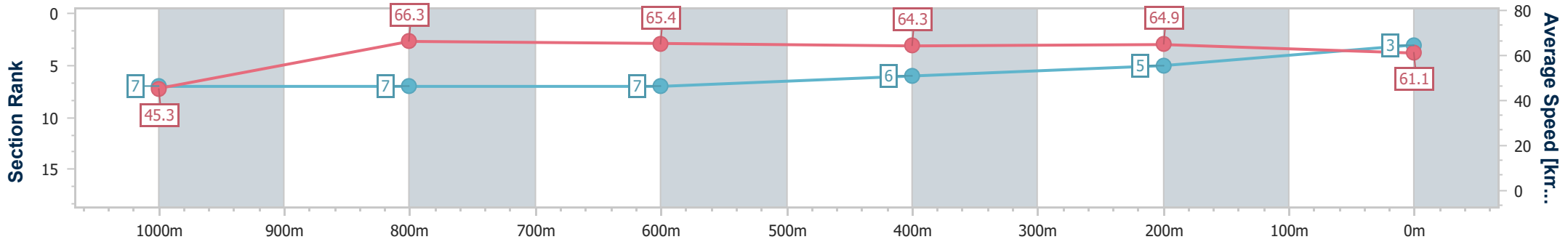


**Doomben QLD Professional**  
**Race 7: SKY RACING BENCHMARK 70 Handicap - 1110m**  
 29 May 2024 - 15:40  
 Track Rating: Soft 5, Weather: Fine, Rail Position: +5m Entire



BRISBANE  
RACING CLUB

Section	Overall	1000m	800m	600m	400m	200m
Section Times	1:04.69 [3] (0:08.73)	0:55.96 [7] (0:10.89)	0:45.07 [7] (0:11.02)	0:34.05 [7] (0:11.19)	0:22.86 [6] (0:11.10)	0:11.76 [5]
Average Speed [km/h]	45.3	66.3	65.4	64.3	64.9	61.1
Top Speed [km/h]	63.0	67.3	66.1	65.8	66.6	63.2
Avg. Dist. to Rail [m]	2.8	1.6	0.3	0.3	2.1	3.7
Avg. Stride Freq. [Hz]	2.2	2.3	2.2	2.2	2.3	2.3
Avg. Stride Length [m]	5.7	8.0	8.1	8.0	8.0	7.5



- [ ] Ranking at each section and finish
- .-.- No data available at this section
- NA No data available



Horse/Jockey Name	Smart Recognition
Final Rank	4
Fastest Section Time (Section)	0:08.81 (Overall)
Top Speed [km/h] (Section)	67.2 (1000m)
Race State	Finished

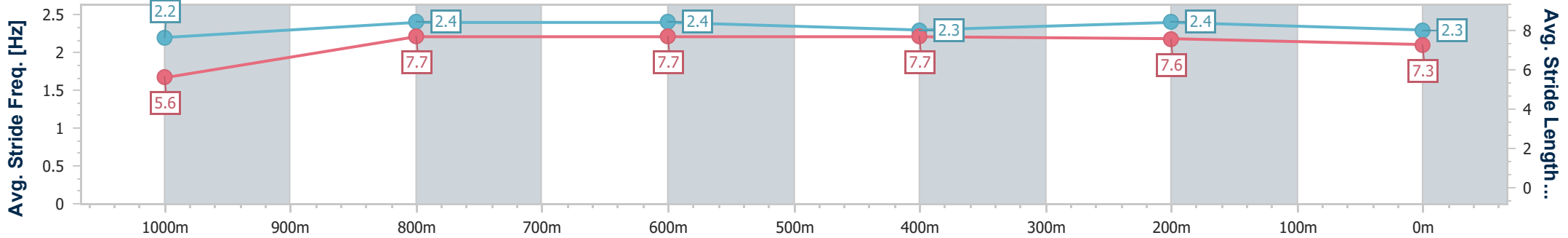
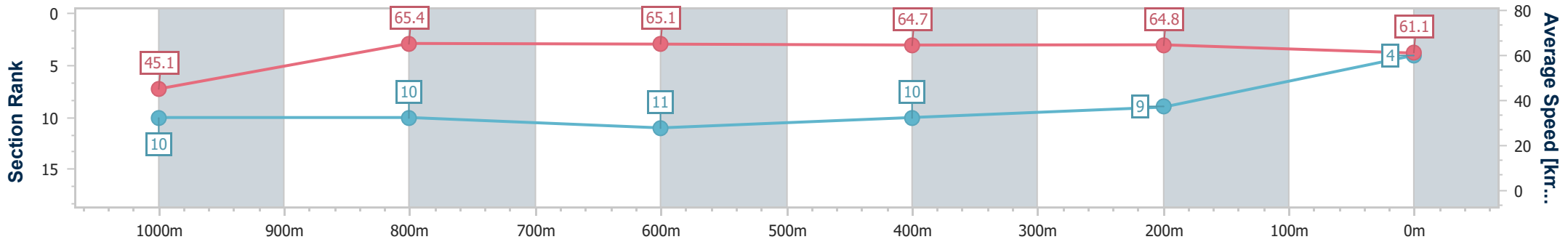


**Doomben QLD Professional**  
**Race 7: SKY RACING BENCHMARK 70 Handicap - 1110m**  
 29 May 2024 - 15:40  
 Track Rating: Soft 5, Weather: Fine, Rail Position: +5m Entire



BRISBANE  
RACING CLUB

Section	Overall	1000m	800m	600m	400m	200m
Section Times	1:04.92 [4] (0:08.81)	0:56.11 [10] (0:11.04)	0:45.07 [10] (0:11.08)	0:33.99 [11] (0:11.13)	0:22.86 [10] (0:11.08)	0:11.78 [9] (0:11.78)
Average Speed [km/h]	45.1	65.4	65.1	64.7	64.8	61.1
Top Speed [km/h]	63.5	67.2	66.1	65.2	65.8	64.5
Avg. Dist. to Rail [m]	4.4	1.9	0.8	0.5	0.4	0.6
Avg. Stride Freq. [Hz]	2.2	2.4	2.4	2.3	2.4	2.3
Avg. Stride Length [m]	5.6	7.7	7.7	7.7	7.6	7.3



- [ ] Ranking at each section and finish
- .-.- No data available at this section
- NA No data available



Horse/Jockey Name	Spicy Legend
Final Rank	5
Fastest Section Time (Section)	0:08.58 (Overall)
Top Speed [km/h] (Section)	70.2 (1000m)
Race State	Finished

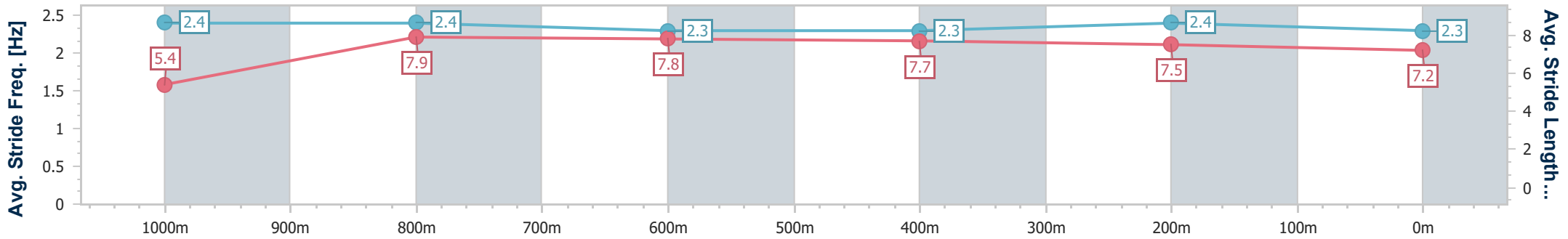
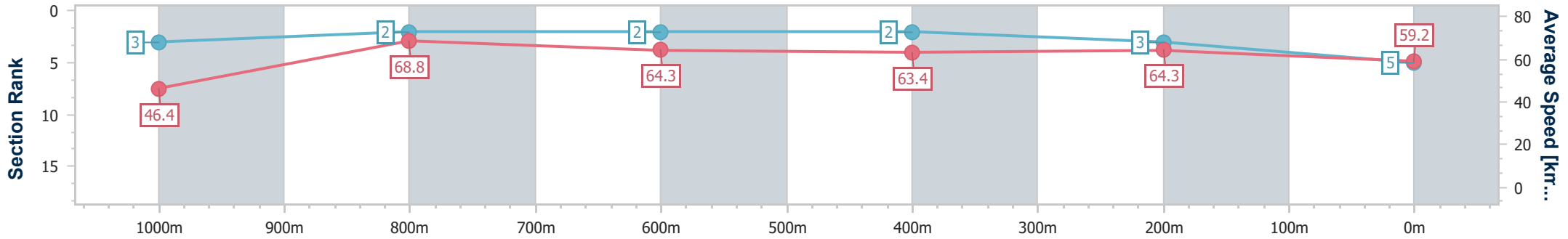


**Doomben QLD Professional**  
**Race 7: SKY RACING BENCHMARK 70 Handicap - 1110m**  
 29 May 2024 - 15:40  
 Track Rating: Soft 5, Weather: Fine, Rail Position: +5m Entire



BRISBANE  
RACING CLUB

Section	Overall	1000m	800m	600m	400m	200m
Section Times	1:04.92 [5] (0:08.58)	0:56.34 [3] (0:10.49)	0:45.85 [2] (0:11.22)	0:34.63 [2] (0:11.26)	0:23.37 [2] (0:11.16)	0:12.21 [3] (0:12.21)
Average Speed [km/h]	46.4	68.8	64.3	63.4	64.3	59.2
Top Speed [km/h]	67.5	70.2	65.6	64.4	66.2	62.6
Avg. Dist. to Rail [m]	8.1	3.8	0.6	1.6	1.6	2.4
Avg. Stride Freq. [Hz]	2.4	2.4	2.3	2.3	2.4	2.3
Avg. Stride Length [m]	5.4	7.9	7.8	7.7	7.5	7.2



- [ ] Ranking at each section and finish
- .-.- No data available at this section
- NA No data available



Horse/Jockey Name	Mio Sorrento
Final Rank	6
Fastest Section Time (Section)	0:08.98 (Overall)
Top Speed [km/h] (Section)	67.2 (1000m)
Race State	Finished

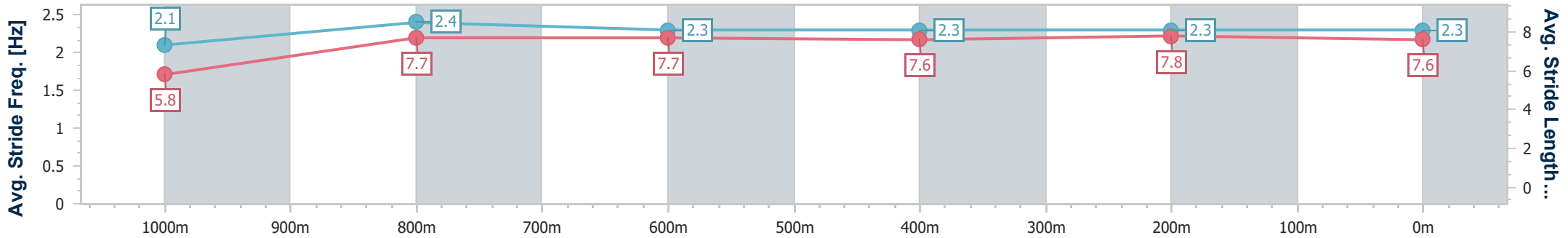
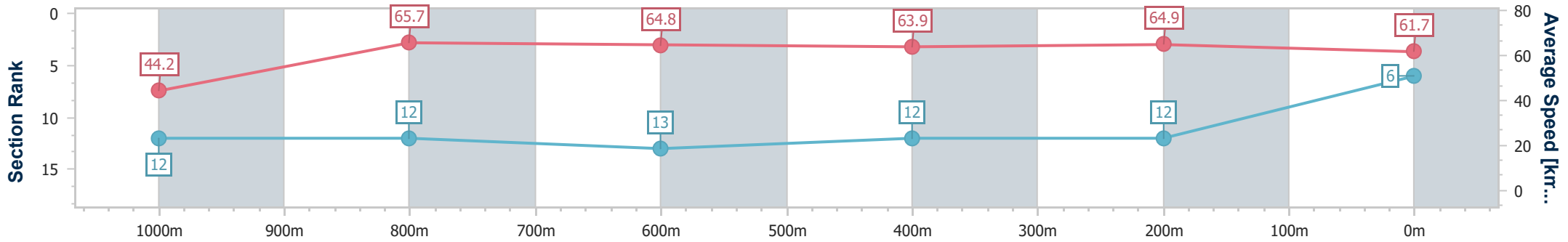


**Doomben QLD Professional**  
**Race 7: SKY RACING BENCHMARK 70 Handicap - 1110m**  
 29 May 2024 - 15:40  
 Track Rating: Soft 5, Weather: Fine, Rail Position: +5m Entire



BRISBANE  
RACING CLUB

Section	Overall	1000m	800m	600m	400m	200m
Section Times	1:05.00 [6] (0:08.98)	0:56.02 [12] (0:11.00)	0:45.02 [12] (0:11.16)	0:33.86 [13] (0:11.14)	0:22.72 [12] (0:11.07)	0:11.65 [12] (0:11.65)
Average Speed [km/h]	44.2	65.7	64.8	63.9	64.9	61.7
Top Speed [km/h]	65.0	67.2	65.7	64.8	66.0	64.7
Avg. Dist. to Rail [m]	8.2	2.7	0.6	1.7	2.1	3.9
Avg. Stride Freq. [Hz]	2.1	2.4	2.3	2.3	2.3	2.3
Avg. Stride Length [m]	5.8	7.7	7.7	7.6	7.8	7.6



- [ ] Ranking at each section and finish
- .-.- No data available at this section
- NA No data available





Horse/Jockey Name	Miss Coota
Final Rank	7
Fastest Section Time (Section)	0:08.41 (Overall)
Top Speed [km/h] (Section)	69.5 (1000m)
Race State	Finished

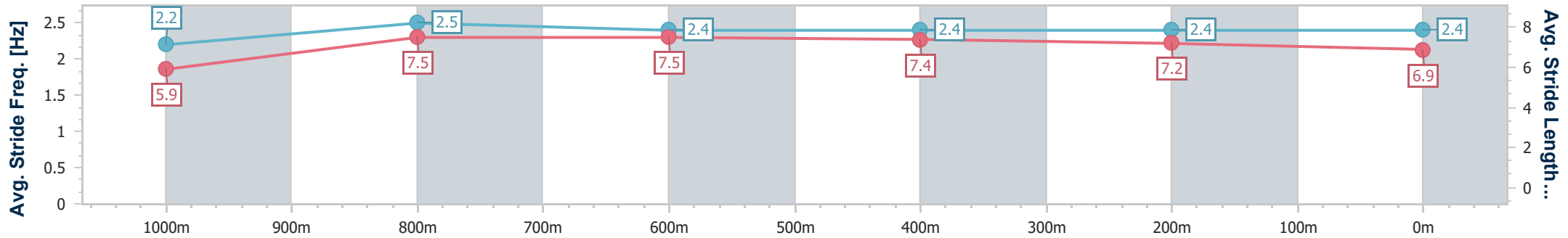
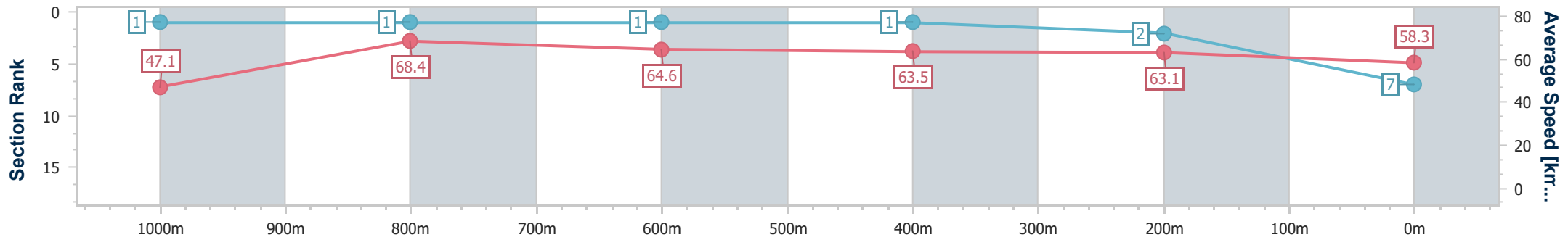


**Doomben QLD Professional**  
**Race 7: SKY RACING BENCHMARK 70 Handicap - 1110m**  
 29 May 2024 - 15:40  
 Track Rating: Soft 5, Weather: Fine, Rail Position: +5m Entire



BRISBANE  
RACING CLUB

Section	Overall	1000m	800m	600m	400m	200m
Section Times	1:05.02 [7] (0:08.41)	0:56.61 [1] (0:10.55)	0:46.06 [1] (0:11.17)	0:34.89 [1] (0:11.19)	0:23.70 [1] (0:11.36)	0:12.34 [2] (0:12.34)
Average Speed [km/h]	47.1	68.4	64.6	63.5	63.1	58.3
Top Speed [km/h]	67.3	69.5	65.7	64.8	64.3	61.4
Avg. Dist. to Rail [m]	7.4	3.7	0.6	2.1	2.1	1.8
Avg. Stride Freq. [Hz]	2.2	2.5	2.4	2.4	2.4	2.4
Avg. Stride Length [m]	5.9	7.5	7.5	7.4	7.2	6.9



- [ ] Ranking at each section and finish
- .-.- No data available at this section
- NA No data available



Horse/Jockey Name	Air Marshal
Final Rank	8
Fastest Section Time (Section)	0:08.95 (Overall)
Top Speed [km/h] (Section)	68.8 (1000m)
Race State	Finished

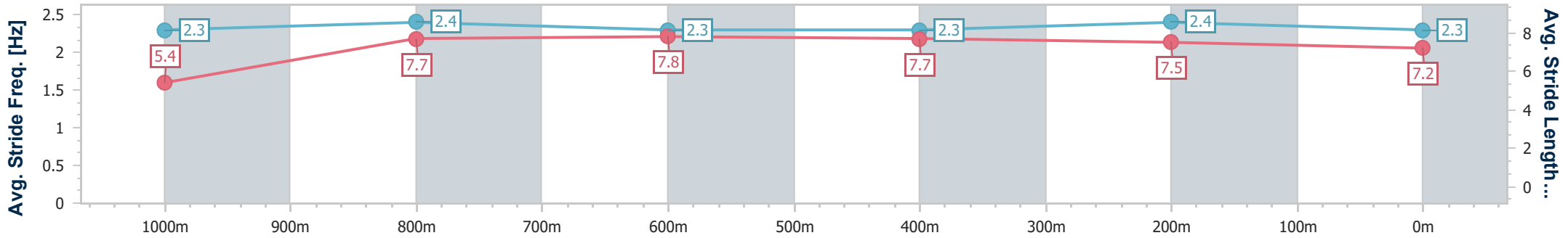
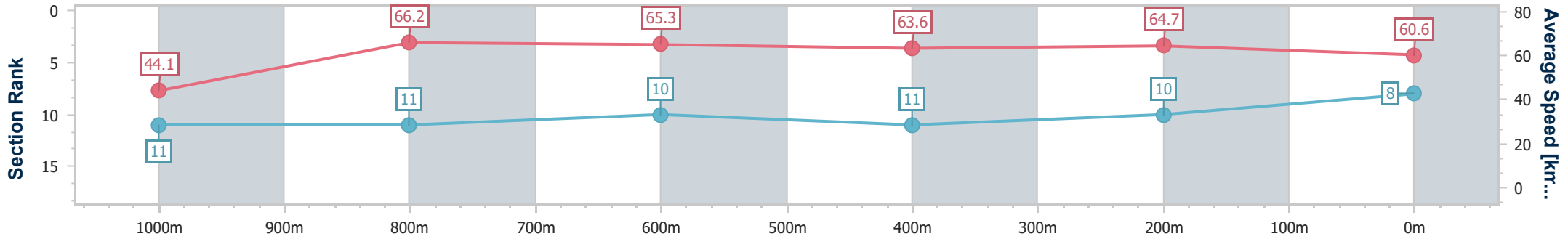


**Doomben QLD Professional**  
**Race 7: SKY RACING BENCHMARK 70 Handicap - 1110m**  
 29 May 2024 - 15:40  
 Track Rating: Soft 5, Weather: Fine, Rail Position: +5m Entire



BRISBANE  
RACING CLUB

Section	Overall	1000m	800m	600m	400m	200m
Section Times	1:05.09 [8] (0:08.95)	0:56.14 [11] (0:10.91)	0:45.23 [11] (0:11.06)	0:34.17 [10] (0:11.21)	0:22.96 [11] (0:11.09)	0:11.87 [10] (0:11.87)
Average Speed [km/h]	44.1	66.2	65.3	63.6	64.7	60.6
Top Speed [km/h]	67.4	68.8	66.0	64.9	66.8	64.5
Avg. Dist. to Rail [m]	7.3	1.6	0.4	1.3	1.8	2.1
Avg. Stride Freq. [Hz]	2.3	2.4	2.3	2.3	2.4	2.3
Avg. Stride Length [m]	5.4	7.7	7.8	7.7	7.5	7.2



- [ ] Ranking at each section and finish
- .-.- No data available at this section
- NA No data available



Horse/Jockey Name	Minks Star
Final Rank	9
Fastest Section Time (Section)	0:08.75 (Overall)
Top Speed [km/h] (Section)	68.6 (1000m)
Race State	Finished

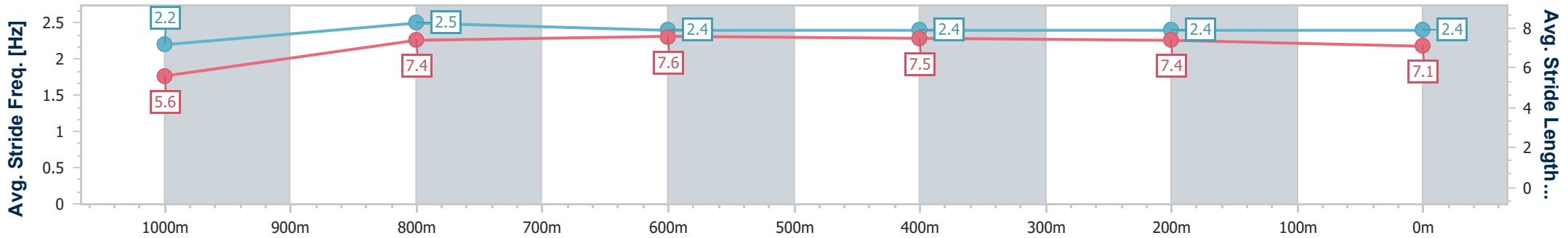
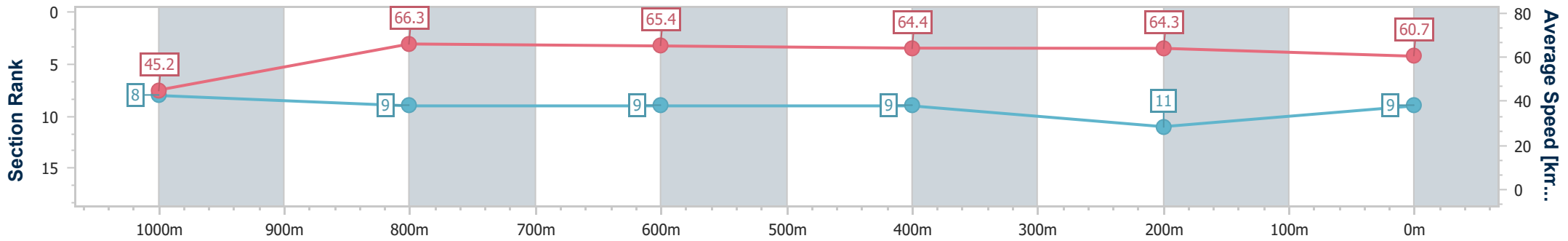


**Doomben QLD Professional**  
**Race 7: SKY RACING BENCHMARK 70 Handicap - 1110m**  
 29 May 2024 - 15:40  
 Track Rating: Soft 5, Weather: Fine, Rail Position: +5m Entire



BRISBANE  
RACING CLUB

Section	Overall	1000m	800m	600m	400m	200m
Section Times	1:05.12 [9] (0:08.75)	0:56.37 [8] (0:10.91)	0:45.46 [9] (0:11.12)	0:34.34 [9] (0:11.25)	0:23.09 [9] (0:11.22)	0:11.87 [11] (0:11.87)
Average Speed [km/h]	45.2	66.3	65.4	64.4	64.3	60.7
Top Speed [km/h]	64.2	68.6	66.6	65.6	65.3	62.9
Avg. Dist. to Rail [m]	6.2	3.2	1.5	1.0	3.9	7.1
Avg. Stride Freq. [Hz]	2.2	2.5	2.4	2.4	2.4	2.4
Avg. Stride Length [m]	5.6	7.4	7.6	7.5	7.4	7.1



- [ ] Ranking at each section and finish
- .-.- No data available at this section
- NA No data available



Horse/Jockey Name	Spirit Of Brodie
Final Rank	10
Fastest Section Time (Section)	0:08.62 (Overall)
Top Speed [km/h] (Section)	67.5 (1000m)
Race State	Finished

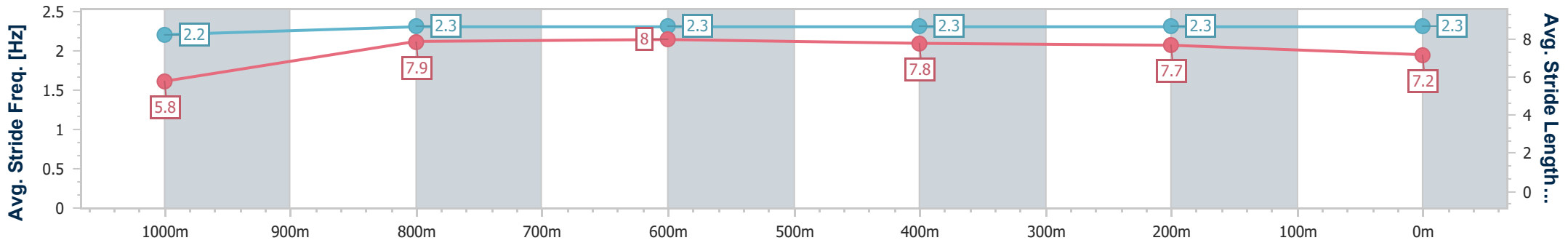
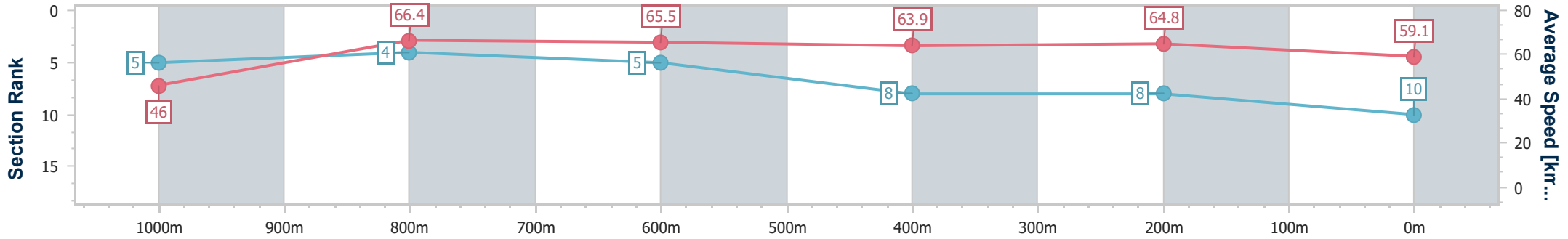


**Doomben QLD Professional**  
**Race 7: SKY RACING BENCHMARK 70 Handicap - 1110m**  
 29 May 2024 - 15:40  
 Track Rating: Soft 5, Weather: Fine, Rail Position: +5m Entire



BRISBANE  
RACING CLUB

Section	Overall	1000m	800m	600m	400m	200m
Section Times	1:05.19 [10] (0:08.62)	0:56.57 [5] (0:10.82)	0:45.75 [4] (0:11.12)	0:34.63 [5] (0:11.34)	0:23.29 [8] (0:11.13)	0:12.16 [8] (0:12.16)
Average Speed [km/h]	46.0	66.4	65.5	63.9	64.8	59.1
Top Speed [km/h]	64.9	67.5	65.8	65.0	66.5	62.0
Avg. Dist. to Rail [m]	0.6	0.4	2.4	1.2	2.0	2.8
Avg. Stride Freq. [Hz]	2.2	2.3	2.3	2.3	2.3	2.3
Avg. Stride Length [m]	5.8	7.9	8.0	7.8	7.7	7.2



- [ ] Ranking at each section and finish
- .-.- No data available at this section
- NA No data available



Horse/Jockey Name	Bluestone Lane
Final Rank	11
Fastest Section Time (Section)	0:09.19 (Overall)
Top Speed [km/h] (Section)	68.1 (1000m)
Race State	Finished

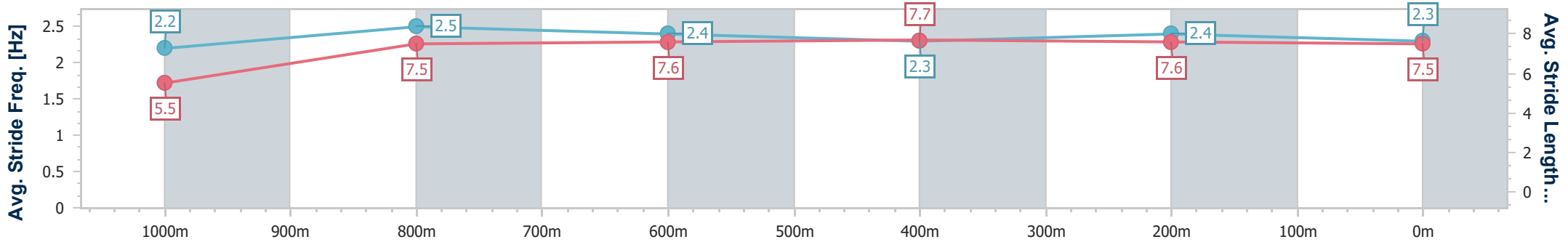
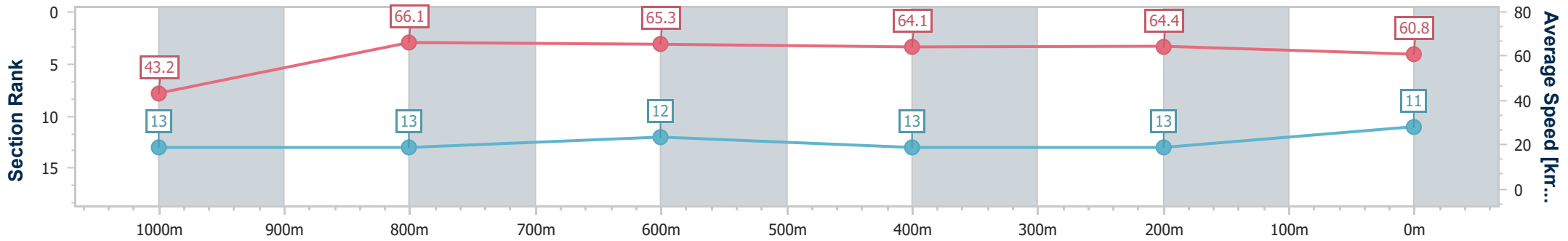


**Doomben QLD Professional**  
**Race 7: SKY RACING BENCHMARK 70 Handicap - 1110m**  
 29 May 2024 - 15:40  
 Track Rating: Soft 5, Weather: Fine, Rail Position: +5m Entire



BRISBANE  
RACING CLUB

Section	Overall	1000m	800m	600m	400m	200m
Section Times	1:05.24 [11] (0:09.19)	0:56.05 [13] (0:10.93)	0:45.22 [13] (0:11.10)	0:34.12 [12] (0:11.16)	0:22.96 [13] (0:11.12)	0:11.84 [13] (0:11.84)
Average Speed [km/h]	43.2	66.1	65.3	64.1	64.4	60.8
Top Speed [km/h]	62.3	68.1	66.5	65.2	66.3	64.4
Avg. Dist. to Rail [m]	10.2	1.5	0.4	1.7	0.9	0.5
Avg. Stride Freq. [Hz]	2.2	2.5	2.4	2.3	2.4	2.3
Avg. Stride Length [m]	5.5	7.5	7.6	7.7	7.6	7.5



- [ ] Ranking at each section and finish
- .-.- No data available at this section
- NA No data available



Horse/Jockey Name	Sonny Daze
Final Rank	12
Fastest Section Time (Section)	0:08.65 (Overall)
Top Speed [km/h] (Section)	67.9 (1000m)
Race State	Finished

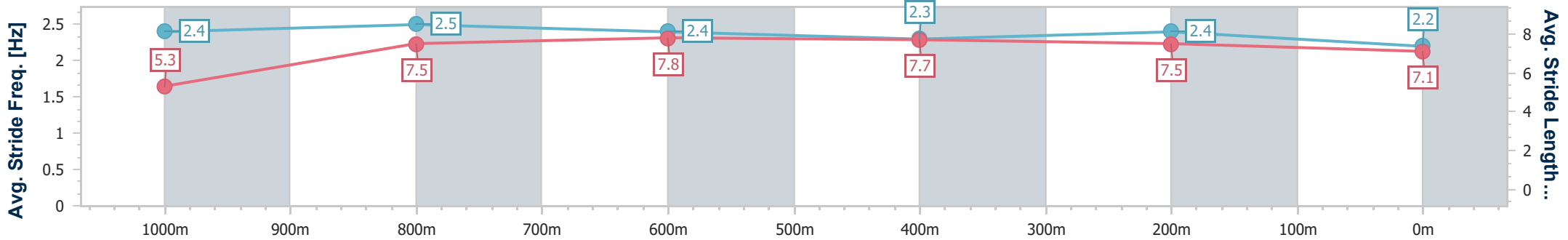
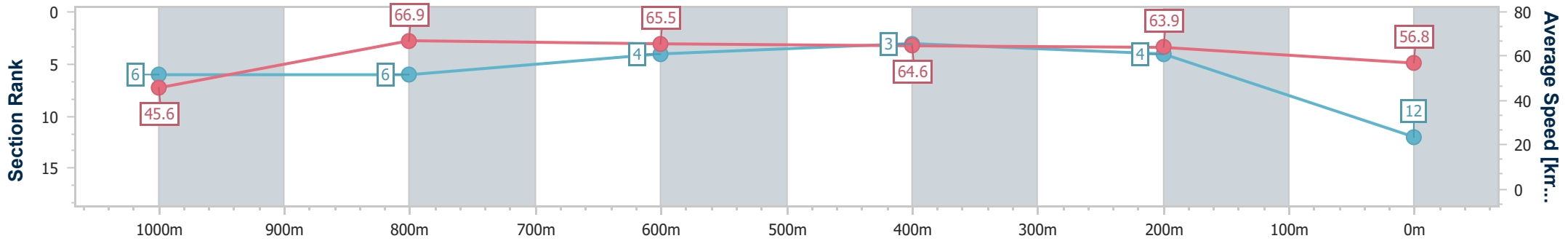


**Doomben QLD Professional**  
**Race 7: SKY RACING BENCHMARK 70 Handicap - 1110m**  
 29 May 2024 - 15:40  
 Track Rating: Soft 5, Weather: Fine, Rail Position: +5m Entire



BRISBANE  
RACING CLUB

Section	Overall	1000m	800m	600m	400m	200m
Section Times	1:05.54 [12] (0:08.65)	0:56.89 [6] (0:10.84)	0:46.05 [6] (0:11.00)	0:35.05 [4] (0:11.11)	0:23.94 [3] (0:11.29)	0:12.65 [4]
Average Speed [km/h]	45.6	66.9	65.5	64.6	63.9	56.8
Top Speed [km/h]	66.5	67.9	66.9	65.6	65.1	61.7
Avg. Dist. to Rail [m]	4.9	3.3	0.3	0.5	2.6	5.4
Avg. Stride Freq. [Hz]	2.4	2.5	2.4	2.3	2.4	2.2
Avg. Stride Length [m]	5.3	7.5	7.8	7.7	7.5	7.1



- [ ] Ranking at each section and finish
- .-.- No data available at this section
- NA No data available



Horse/Jockey Name	I Am Voodoo
Final Rank	13
Fastest Section Time (Section)	0:08.79 (Overall)
Top Speed [km/h] (Section)	68.3 (1000m)
Race State	Finished

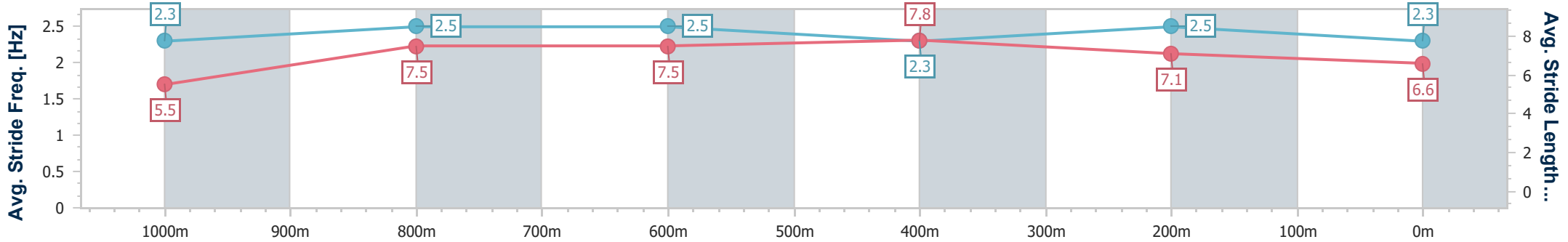
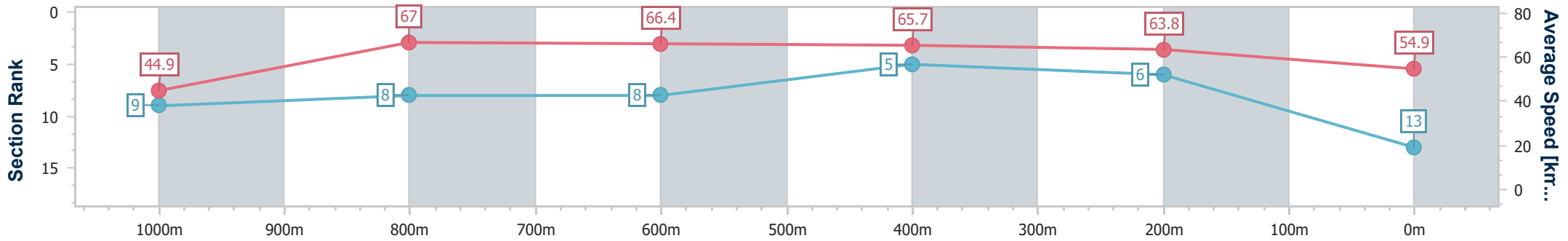


**Doomben QLD Professional**  
**Race 7: SKY RACING BENCHMARK 70 Handicap - 1110m**  
 29 May 2024 - 15:40  
 Track Rating: Soft 5, Weather: Fine, Rail Position: +5m Entire



BRISBANE  
RACING CLUB

Section	Overall	1000m	800m	600m	400m	200m
Section Times	1:06.09 [13] (0:08.79)	0:57.30 [9] (0:10.86)	0:46.44 [8] (0:11.00)	0:35.44 [8] (0:11.01)	0:24.43 [5] (0:11.33)	0:13.10 [6] (0:13.10)
Average Speed [km/h]	44.9	67.0	66.4	65.7	63.8	54.9
Top Speed [km/h]	65.3	68.3	67.3	67.7	65.3	59.9
Avg. Dist. to Rail [m]	7.5	5.3	2.2	1.2	3.2	5.7
Avg. Stride Freq. [Hz]	2.3	2.5	2.5	2.3	2.5	2.3
Avg. Stride Length [m]	5.5	7.5	7.5	7.8	7.1	6.6



- [ ] Ranking at each section and finish
- .-.- No data available at this section
- NA No data available