



Doomben QLD Professional

Race 6: XXXX Class 5 Handicap - 1350m

29 May 2024 - 15:04



BRISBANE
RACING CLUB

Track Rating: Soft 5, Weather: Fine, Rail Position: +5m Entire

Section		Overall	1200m	1000m	800m	600m	400m	Last 600m				
Field Times		1:19.82 (0:10.95)	1:08.87 (0:11.14)	0:57.73 (0:11.60)	0:46.13 (0:11.80)	0:34.33 (0:11.16)	0:23.17 (0:11.29)	0:34.33				
Rank	TAB Horse/Jockey	Barrier	Top Speed [km/h]	Fastest Section	Distance Travelled [m]							
1	8 READY FOR ANYTHING Blake Shinn	6	66.7 400m	0:10.97 400m	1:19.82 [1] (0:11.48)	1:08.34 [7] (0:11.34)	0:57.00 [6] (0:11.54)	0:45.46 [5] (0:11.70)	0:33.76 [5] (0:11.24)	0:22.52 [5] (0:10.97)	0:33.76	
2	5 KIPLING'S JOURNEY Adin Thompson	8	65.4 400m	0:11.08 Overall	1:20.10 [2] (0:11.08)	1:09.02 [2] (0:11.23)	0:57.79 [2] (0:11.62)	0:46.17 [2] (0:11.84)	0:34.33 [2] (0:11.11)	0:23.22 [2] (0:11.36)	0:34.33	+1
3	9 SEBRING GIRL Nikita Beriman	3	65.6 400m	0:11.15 1200m	1:20.31 [3] (0:11.37)	1:08.94 [5] (0:11.15)	0:57.79 [4] (0:11.57)	0:46.22 [4] (0:11.76)	0:34.46 [3] (0:11.24)	0:23.22 [4] (0:11.15)	0:34.46	-5
4	11 START STRUTTING Madeleine Wishart	5	66.8 400m	0:11.04 400m	1:20.44 [4] (0:11.72)	1:08.72 [10] (0:11.40)	0:57.32 [9] (0:11.83)	0:45.49 [9] (0:11.72)	0:33.77 [9] (0:11.27)	0:22.50 [9] (0:11.04)	0:33.77	+1
5	10 COOL ENCOUNTER Jake Bayliss	2	65.7 400m	0:11.04 400m	1:20.50 [5] (0:11.64)	1:08.86 [8] (0:11.46)	0:57.40 [8] (0:11.63)	0:45.77 [8] (0:11.62)	0:34.15 [7] (0:11.22)	0:22.93 [7] (0:11.04)	0:34.15	-4
6	6 INVAHIR Jag Guthmann-Chester	9	65.6 1200m	0:11.08 Overall	1:20.56 [6] (0:11.08)	1:09.48 [3] (0:11.33)	0:58.15 [3] (0:11.66)	0:46.49 [3] (0:11.81)	0:34.68 [4] (0:11.17)	0:23.51 [3] (0:11.49)	0:34.68	+3
7	3 HE'S HEAVEN Jim Byrne	1	66.0 600m	0:10.95 Overall	1:20.58 [7] (0:10.95)	1:09.63 [1] (0:11.14)	0:58.49 [1] (0:11.60)	0:46.89 [1] (0:11.80)	0:35.09 [1] (0:11.16)	0:23.93 [1] (0:11.29)	0:35.09	-4
8	4 UNDER THE CAP James Orman	11	67.5 400m	0:10.95 400m	1:20.65 [8] (0:11.97)	1:08.68 [11] (0:11.50)	0:57.18 [11] (0:11.58)	0:45.60 [10] (0:11.64)	0:33.96 [10] (0:11.26)	0:22.70 [10] (0:10.95)	0:33.96	-4
9	12 DARK EURO Anthony Allen	4	65.1 400m	0:11.27 600m	1:20.82 [9] (0:11.28)	1:09.54 [4] (0:11.46)	0:58.08 [5] (0:11.78)	0:46.30 [6] (0:11.61)	0:34.69 [6] (0:11.27)	0:23.42 [6] (0:11.38)	0:34.69	-3
10	7 MAGIC CONQUEROR Angela Jones	12	65.7 400m	0:11.26 400m	1:20.91 [10] (0:11.40)	1:09.51 [6] (0:11.50)	0:58.01 [7] (0:11.78)	0:46.23 [7] (0:11.68)	0:34.55 [8] (0:11.43)	0:23.12 [8] (0:11.26)	0:34.55	+0

Scratched: Midnight In Tokyo (#2)

[] Ranking at each section and finish
 -:-:- No data available at this section
 NA No data available

SCN Saddle cloth number
 DNF Did not finish
 DNT Did not track



Doomben QLD Professional
Race 6: XXXX Class 5 Handicap - 1350m
29 May 2024 - 15:04



Track Rating: Soft 5, Weather: Fine, Rail Position: +5m Entire

Section	Overall	1200m	1000m	800m	600m	400m	Last 600m
Field Times	1:19.82 (0:10.95)	1:08.87 (0:11.14)	0:57.73 (0:11.60)	0:46.13 (0:11.80)	0:34.33 (0:11.16)	0:23.17 (0:11.29)	0:34.33

Rank	TAB	Horse/Jockey	Barrier	Top Speed [km/h]	Fastest Section	Overall	1200m	1000m	800m	600m	400m	Last 600m	Distance Travelled [m]
11	1	ALCYONE Cejay Graham	10	66.0 400m	0:11.04 400m	1:20.92 [11] (0:11.66)	1:09.26 [9] (0:11.77)	0:57.49 [10] (0:11.69)	0:45.80 [11] (0:11.76)	0:34.04 [11] (0:11.36)	0:22.68 [11] (0:11.04)	0:34.04	-1

Scratched: Midnight In Tokyo (#2)

[] Ranking at each section and finish
 -:-:- No data available at this section
 NA No data available

SCN Saddle cloth number
 DNF Did not finish
 DNT Did not track



Doomben QLD Professional
Race 6: XXXX Class 5 Handicap - 1350m
29 May 2024 - 15:04



Track Rating: Soft 5, Weather: Fine, Rail Position: +5m Entire

Section				200m				Last 600m	
Field Times				0:11.88		(0:11.88)		0:34.33	
Rank	TAB	Horse/Jockey	Barrier	Top Speed [km/h]	Fastest Section	Margin			Distance Travelled [m]
1	8	READY FOR ANYTHING Blake Shinn	6	66.7 400m	0:10.97 400m	0:11.55 [4] (0:11.55)	1:19.82		0:33.76
2	5	KIPLING'S JOURNEY Adin Thompson	8	65.4 400m	0:11.08 Overall	0:11.86 [3] (0:11.86)	1.65L		0:34.33 +1
3	9	SEBRING GIRL Nikita Beriman	3	65.6 400m	0:11.15 1200m	0:12.07 [2] (0:12.07)	2.83L		0:34.46 -5
4	11	START STRUTTING Madeleine Wishart	5	66.8 400m	0:11.04 400m	0:11.46 [9] (0:11.46)	3.65L		0:33.77 +1
5	10	COOL ENCOUNTER Jake Bayliss	2	65.7 400m	0:11.04 400m	0:11.89 [6] (0:11.89)	3.96L		0:34.15 -4
6	6	INVAHIR Jag Guthmann-Chester	9	65.6 1200m	0:11.08 Overall	0:12.02 [5] (0:12.02)	4.35L		0:34.68 +3
7	3	HE'S HEAVEN Jim Byrne	1	66.0 600m	0:10.95 Overall	0:12.64 [1] (0:12.64)	4.44L		0:35.09 -4
8	4	UNDER THE CAP James Orman	11	67.5 400m	0:10.95 400m	0:11.75 [8] (0:11.75)	4.87L		0:33.96 -4
9	12	DARK EURO Anthony Allen	4	65.1 400m	0:11.27 600m	0:12.04 [7] (0:12.04)	5.85L		0:34.69 -3
10	7	MAGIC CONQUEROR Angela Jones	12	65.7 400m	0:11.26 400m	0:11.86 [10] (0:11.86)	6.38L		0:34.55 +0

Scratched: Midnight In Tokyo (#2)

[] Ranking at each section and finish
 -:-:- No data available at this section
 NA No data available

SCN Saddle cloth number
 DNF Did not finish
 DNT Did not track



Doomben QLD Professional
Race 6: XXXX Class 5 Handicap - 1350m
29 May 2024 - 15:04



Track Rating: Soft 5, Weather: Fine, Rail Position: +5m Entire

Section				200m				Last 600m	
Field Times				0:11.88 (0:11.88)				0:34.33	
Rank	TAB Horse/Jockey	Barrier	Top Speed [km/h]	Fastest Section	Margin				Distance Travelled [m]
11	1 ALCYONE	10	66.0	0:11.04	0:11.64 [11]	6.42L		0:34.04	-1
	Cejay Graham		400m	400m	(0:11.64)				

Scratched: Midnight In Tokyo (#2)

[] Ranking at each section and finish
 -:-:- No data available at this section
 NA No data available

SCN Saddle cloth number
 DNF Did not finish
 DNT Did not track



Horse/Jockey Name	Ready For Anything
Final Rank	1
Fastest Section Time (Section)	0:10.97 (400m)
Top Speed [km/h] (Section)	66.7 (400m)
Race State	Finished



Doomben QLD Professional

Race 6: XXXX Class 5 Handicap - 1350m

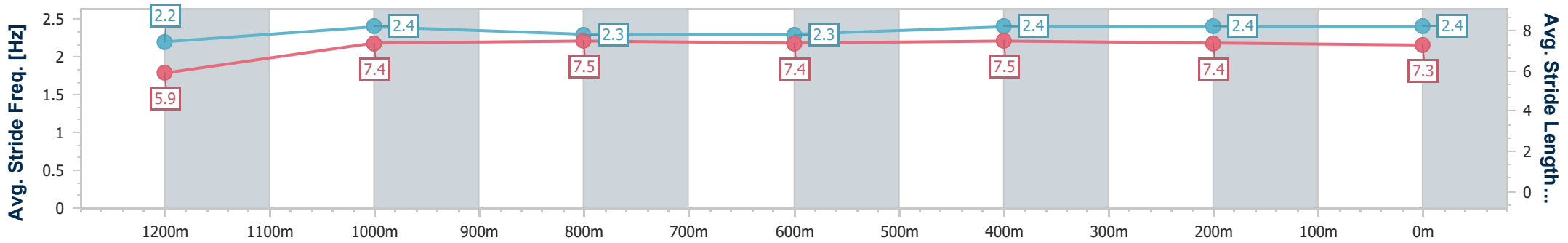
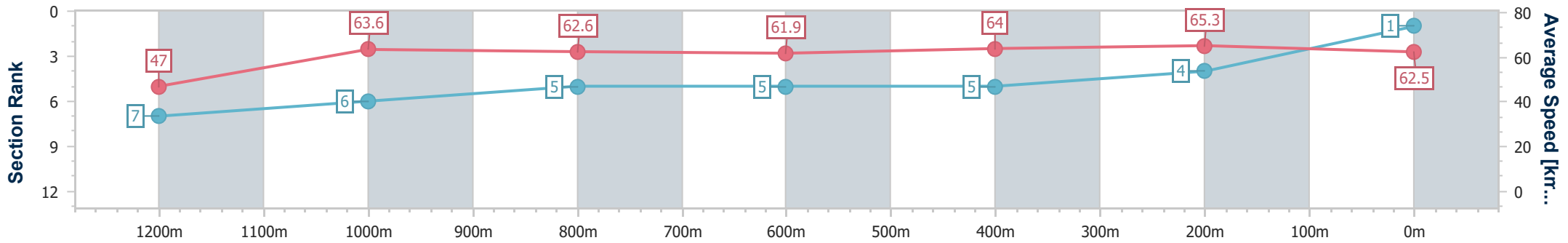
29 May 2024 - 15:04

Track Rating: Soft 5, Weather: Fine, Rail Position: +5m Entire



BRISBANE RACING CLUB

Section	Overall	1200m	1000m	800m	600m	400m	200m
Section Times	1:19.82 [1] (0:11.48)	1:08.34 [7] (0:11.34)	0:57.00 [6] (0:11.54)	0:45.46 [5] (0:11.70)	0:33.76 [5] (0:11.24)	0:22.52 [5] (0:10.97)	0:11.55 [4] (0:11.55)
Average Speed [km/h]	47.0	63.6	62.6	61.9	64.0	65.3	62.5
Top Speed [km/h]	63.2	64.8	64.1	63.1	65.6	66.7	64.9
Avg. Dist. to Rail [m]	5.2	1.1	0.8	1.1	0.5	1.7	2.1
Avg. Stride Freq. [Hz]	2.2	2.4	2.3	2.3	2.4	2.4	2.4
Avg. Stride Length [m]	5.9	7.4	7.5	7.4	7.5	7.4	7.3



- [] Ranking at each section and finish
- .-.- No data available at this section
- NA No data available



Horse/Jockey Name	Kipling's Journey
Final Rank	2
Fastest Section Time (Section)	0:11.08 (Overall)
Top Speed [km/h] (Section)	65.4 (400m)
Race State	Finished



Doomben QLD Professional

Race 6: XXXX Class 5 Handicap - 1350m

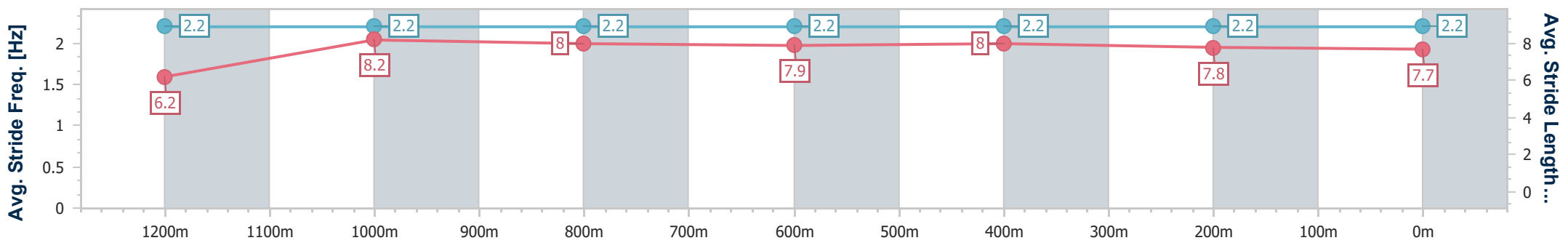
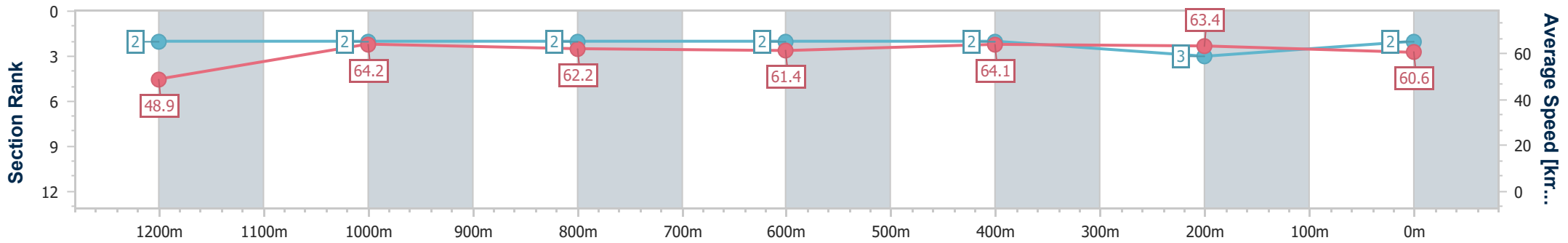
29 May 2024 - 15:04

Track Rating: Soft 5, Weather: Fine, Rail Position: +5m Entire



BRISBANE RACING CLUB

Section	Overall	1200m	1000m	800m	600m	400m	200m
Section Times	1:20.10 [2] (0:11.08)	1:09.02 [2] (0:11.23)	0:57.79 [2] (0:11.62)	0:46.17 [2] (0:11.84)	0:34.33 [2] (0:11.11)	0:23.22 [2] (0:11.36)	0:11.86 [3] (0:11.86)
Average Speed [km/h]	48.9	64.2	62.2	61.4	64.1	63.4	60.6
Top Speed [km/h]	64.7	65.0	64.3	62.7	64.8	65.4	63.2
Avg. Dist. to Rail [m]	5.4	2.2	2.6	1.5	1.5	0.8	0.9
Avg. Stride Freq. [Hz]	2.2	2.2	2.2	2.2	2.2	2.2	2.2
Avg. Stride Length [m]	6.2	8.2	8.0	7.9	8.0	7.8	7.7



- [] Ranking at each section and finish
- .-.- No data available at this section
- NA No data available



Horse/Jockey Name	Sebring Girl
Final Rank	3
Fastest Section Time (Section)	0:11.15 (1200m)
Top Speed [km/h] (Section)	65.6 (400m)
Race State	Finished



Doomben QLD Professional

Race 6: XXXX Class 5 Handicap - 1350m

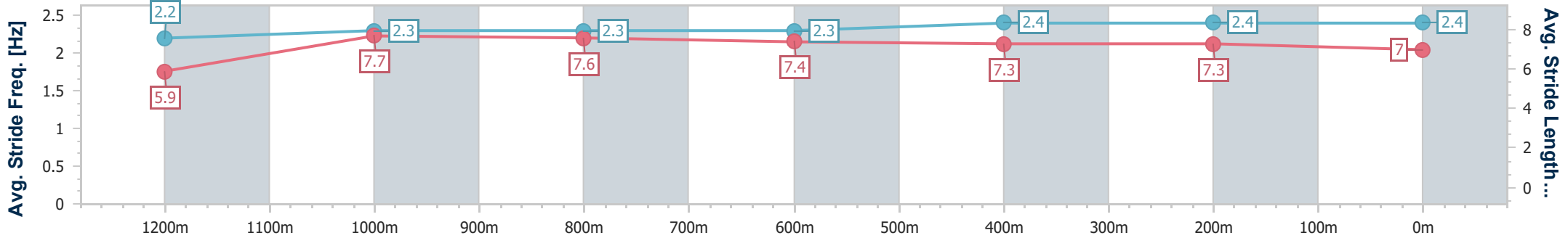
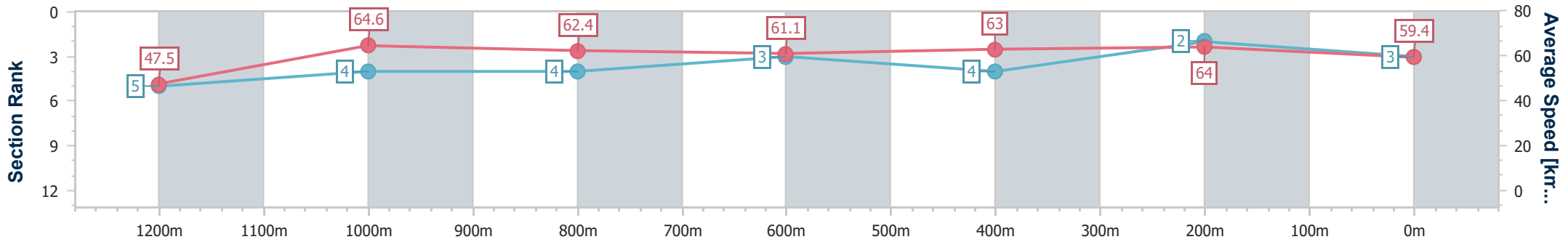
29 May 2024 - 15:04

Track Rating: Soft 5, Weather: Fine, Rail Position: +5m Entire



BRISBANE RACING CLUB

Section	Overall	1200m	1000m	800m	600m	400m	200m
Section Times	1:20.31 [3] (0:11.37)	1:08.94 [5] (0:11.15)	0:57.79 [4] (0:11.57)	0:46.22 [4] (0:11.76)	0:34.46 [3] (0:11.24)	0:23.22 [4] (0:11.15)	0:12.07 [2] (0:12.07)
Average Speed [km/h]	47.5	64.6	62.4	61.1	63.0	64.0	59.4
Top Speed [km/h]	63.8	65.2	64.6	61.9	64.0	65.6	62.4
Avg. Dist. to Rail [m]	3.3	0.4	0.5	0.7	3.1	3.1	1.7
Avg. Stride Freq. [Hz]	2.2	2.3	2.3	2.3	2.4	2.4	2.4
Avg. Stride Length [m]	5.9	7.7	7.6	7.4	7.3	7.3	7.0



- [] Ranking at each section and finish
- .-.- No data available at this section
- NA No data available



Horse/Jockey Name	Start Strutting
Final Rank	4
Fastest Section Time (Section)	0:11.04 (400m)
Top Speed [km/h] (Section)	66.8 (400m)
Race State	Finished



Doomben QLD Professional

Race 6: XXXX Class 5 Handicap - 1350m

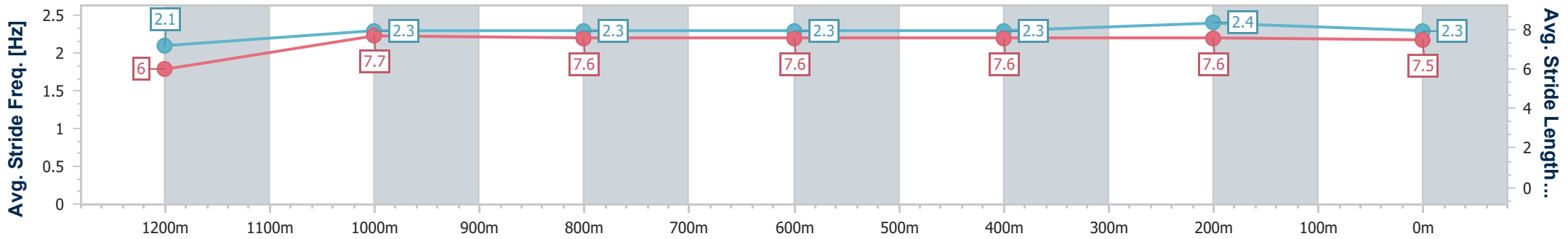
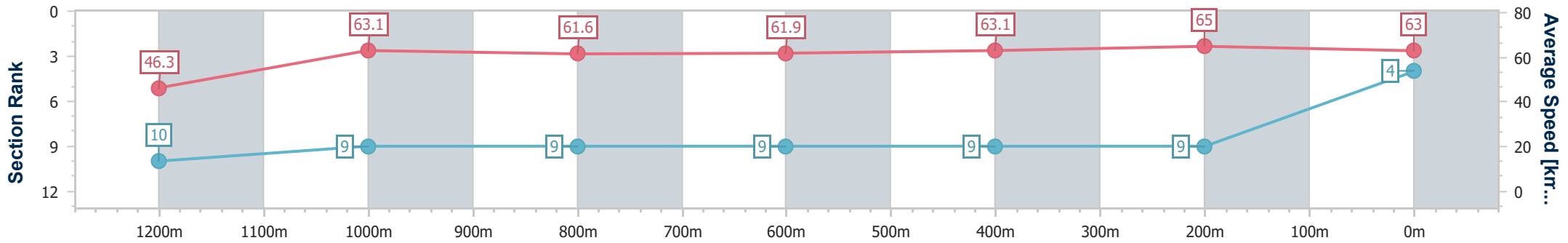
29 May 2024 - 15:04

Track Rating: Soft 5, Weather: Fine, Rail Position: +5m Entire



BRISBANE RACING CLUB

Section	Overall	1200m	1000m	800m	600m	400m	200m
Section Times	1:20.44 [4] (0:11.72)	1:08.72 [10] (0:11.40)	0:57.32 [9] (0:11.83)	0:45.49 [9] (0:11.72)	0:33.77 [9] (0:11.27)	0:22.50 [9] (0:11.04)	0:11.46 [9] (0:11.46)
Average Speed [km/h]	46.3	63.1	61.6	61.9	63.1	65.0	63.0
Top Speed [km/h]	63.1	64.4	63.6	64.1	64.4	66.8	66.7
Avg. Dist. to Rail [m]	4.8	1.8	3.2	1.5	1.7	1.0	2.6
Avg. Stride Freq. [Hz]	2.1	2.3	2.3	2.3	2.3	2.4	2.3
Avg. Stride Length [m]	6.0	7.7	7.6	7.6	7.6	7.6	7.5



- [] Ranking at each section and finish
- .-.- No data available at this section
- NA No data available



Horse/Jockey Name	Cool Encounter
Final Rank	5
Fastest Section Time (Section)	0:11.04 (400m)
Top Speed [km/h] (Section)	65.7 (400m)
Race State	Finished



Doomben QLD Professional

Race 6: XXXX Class 5 Handicap - 1350m

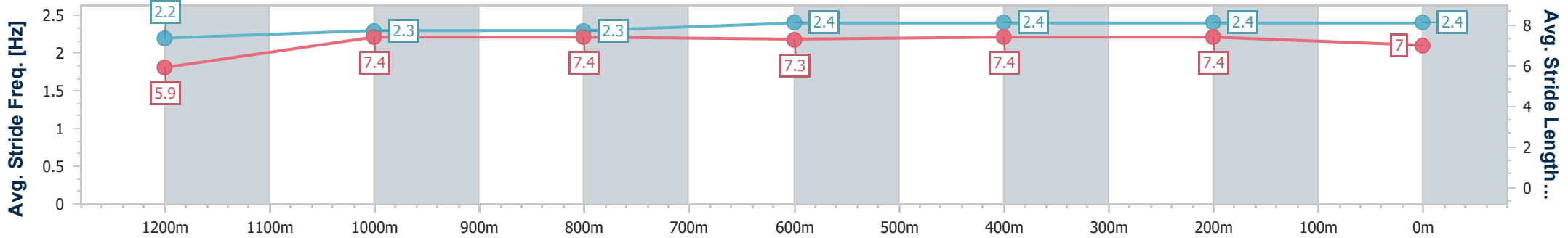
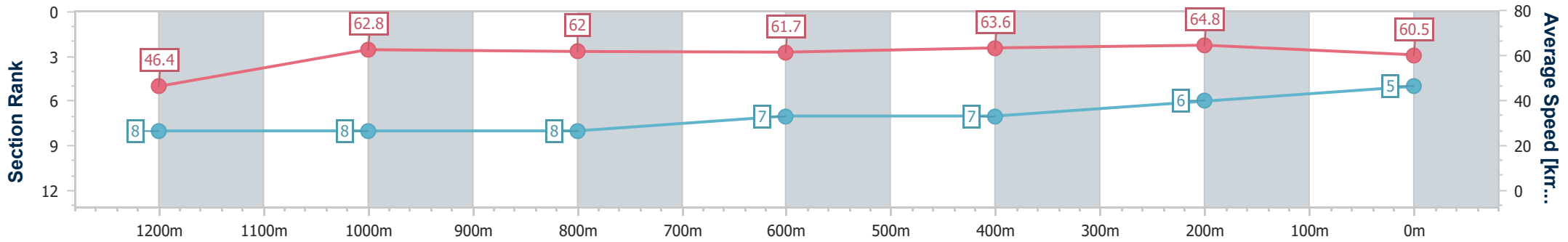
29 May 2024 - 15:04

Track Rating: Soft 5, Weather: Fine, Rail Position: +5m Entire



BRISBANE RACING CLUB

Section	Overall	1200m	1000m	800m	600m	400m	200m
Section Times	1:20.50 [5] (0:11.64)	1:08.86 [8] (0:11.46)	0:57.40 [8] (0:11.63)	0:45.77 [8] (0:11.62)	0:34.15 [7] (0:11.22)	0:22.93 [7] (0:11.04)	0:11.89 [6] (0:11.89)
Average Speed [km/h]	46.4	62.8	62.0	61.7	63.6	64.8	60.5
Top Speed [km/h]	63.3	64.1	63.8	63.5	65.2	65.7	63.0
Avg. Dist. to Rail [m]	2.5	0.3	0.4	0.5	2.1	2.9	0.5
Avg. Stride Freq. [Hz]	2.2	2.3	2.3	2.4	2.4	2.4	2.4
Avg. Stride Length [m]	5.9	7.4	7.4	7.3	7.4	7.4	7.0



- [] Ranking at each section and finish
- .-.- No data available at this section
- NA No data available



Horse/Jockey Name	Invahir
Final Rank	6
Fastest Section Time (Section)	0:11.08 (Overall)
Top Speed [km/h] (Section)	65.6 (1200m)
Race State	Finished



Doomben QLD Professional

Race 6: XXXX Class 5 Handicap - 1350m

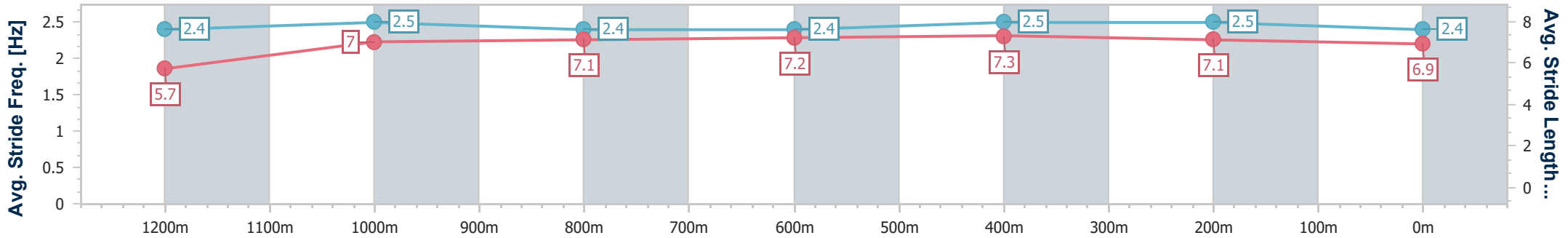
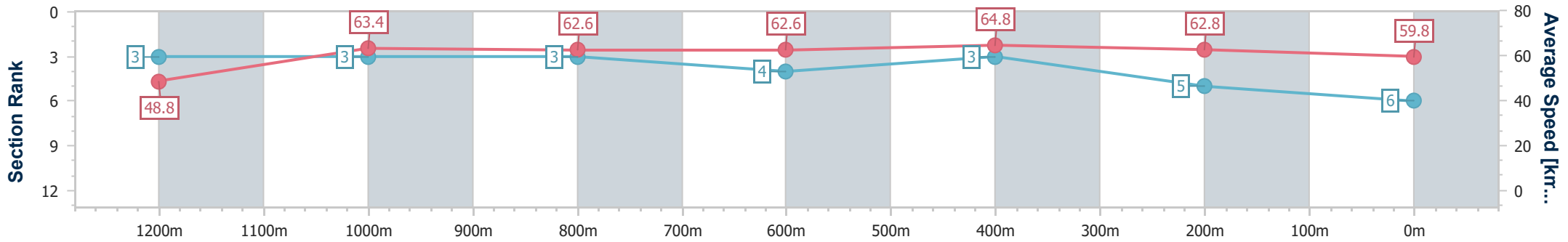
29 May 2024 - 15:04

Track Rating: Soft 5, Weather: Fine, Rail Position: +5m Entire



BRISBANE RACING CLUB

Section	Overall	1200m	1000m	800m	600m	400m	200m
Section Times	1:20.56 [6] (0:11.08)	1:09.48 [3] (0:11.33)	0:58.15 [3] (0:11.66)	0:46.49 [3] (0:11.81)	0:34.68 [4] (0:11.17)	0:23.51 [3] (0:11.49)	0:12.02 [5] (0:12.02)
Average Speed [km/h]	48.8	63.4	62.6	62.6	64.8	62.8	59.8
Top Speed [km/h]	63.2	65.6	63.9	63.6	65.4	64.3	63.0
Avg. Dist. to Rail [m]	6.5	2.8	3.4	5.0	1.1	2.0	3.9
Avg. Stride Freq. [Hz]	2.4	2.5	2.4	2.4	2.5	2.5	2.4
Avg. Stride Length [m]	5.7	7.0	7.1	7.2	7.3	7.1	6.9



- [] Ranking at each section and finish
- .-.- No data available at this section
- NA No data available



Horse/Jockey Name	He's Heaven
Final Rank	7
Fastest Section Time (Section)	0:10.95 (Overall)
Top Speed [km/h] (Section)	66.0 (600m)
Race State	Finished



Doomben QLD Professional

Race 6: XXXX Class 5 Handicap - 1350m

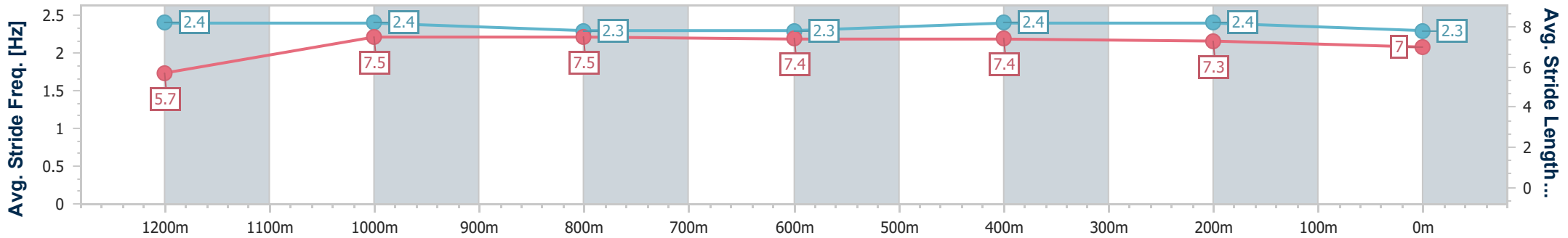
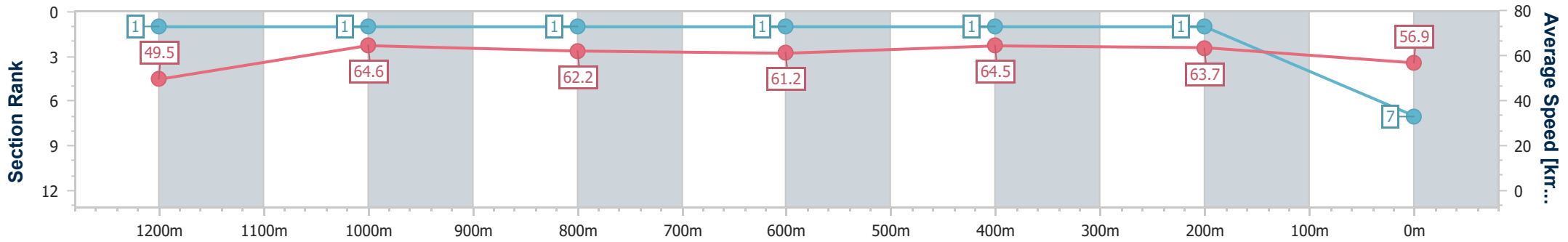
29 May 2024 - 15:04

Track Rating: Soft 5, Weather: Fine, Rail Position: +5m Entire



BRISBANE RACING CLUB

Section	Overall	1200m	1000m	800m	600m	400m	200m
Section Times	1:20.58 [7] (0:10.95)	1:09.63 [1] (0:11.14)	0:58.49 [1] (0:11.60)	0:46.89 [1] (0:11.80)	0:35.09 [1] (0:11.16)	0:23.93 [1] (0:11.29)	0:12.64 [1] (0:12.64)
Average Speed [km/h]	49.5	64.6	62.2	61.2	64.5	63.7	56.9
Top Speed [km/h]	64.7	64.9	63.6	63.6	66.0	64.9	61.4
Avg. Dist. to Rail [m]	2.6	0.5	1.1	0.5	0.5	0.8	1.5
Avg. Stride Freq. [Hz]	2.4	2.4	2.3	2.3	2.4	2.4	2.3
Avg. Stride Length [m]	5.7	7.5	7.5	7.4	7.4	7.3	7.0



- [] Ranking at each section and finish
- .-.-.- No data available at this section
- NA No data available



Horse/Jockey Name	Under The Cap
Final Rank	8
Fastest Section Time (Section)	0:10.95 (400m)
Top Speed [km/h] (Section)	67.5 (400m)
Race State	Finished



Doomben QLD Professional

Race 6: XXXX Class 5 Handicap - 1350m

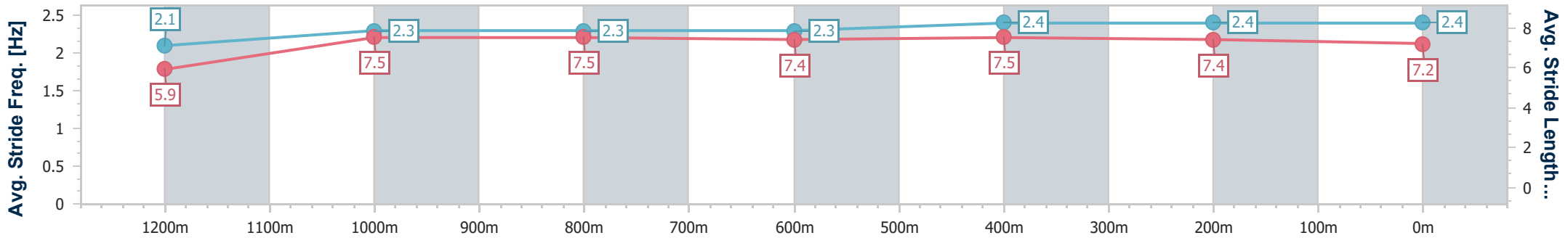
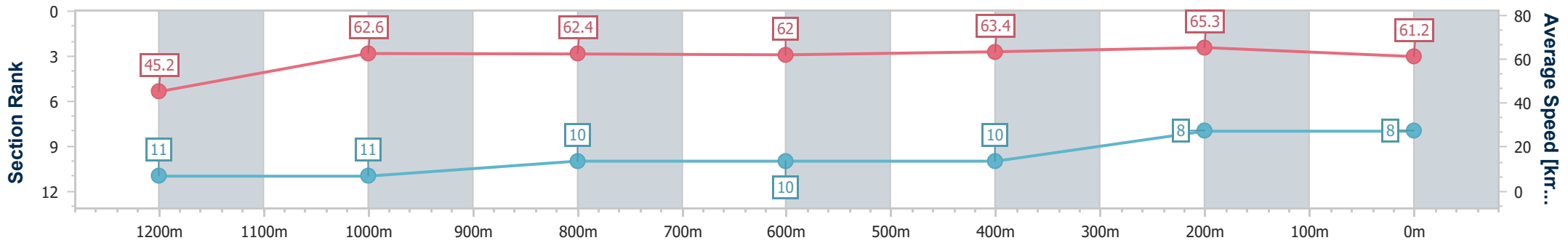
29 May 2024 - 15:04

Track Rating: Soft 5, Weather: Fine, Rail Position: +5m Entire



BRISBANE RACING CLUB

Section	Overall	1200m	1000m	800m	600m	400m	200m
Section Times	1:20.65 [8] (0:11.97)	1:08.68 [11] (0:11.50)	0:57.18 [11] (0:11.58)	0:45.60 [10] (0:11.64)	0:33.96 [10] (0:11.26)	0:22.70 [10] (0:10.95)	0:11.75 [8] (0:11.75)
Average Speed [km/h]	45.2	62.6	62.4	62.0	63.4	65.3	61.2
Top Speed [km/h]	60.7	63.8	63.3	64.1	65.2	67.5	63.7
Avg. Dist. to Rail [m]	8.6	1.2	0.7	0.3	1.4	1.5	0.7
Avg. Stride Freq. [Hz]	2.1	2.3	2.3	2.3	2.4	2.4	2.4
Avg. Stride Length [m]	5.9	7.5	7.5	7.4	7.5	7.4	7.2



- [] Ranking at each section and finish
- .-.- No data available at this section
- NA No data available



Horse/Jockey Name	Dark Euro
Final Rank	9
Fastest Section Time (Section)	0:11.27 (600m)
Top Speed [km/h] (Section)	65.1 (400m)
Race State	Finished



Doomben QLD Professional

Race 6: XXXX Class 5 Handicap - 1350m

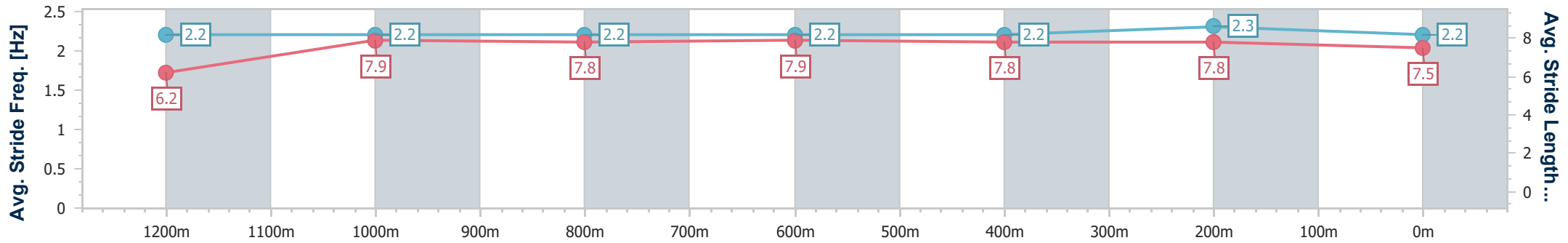
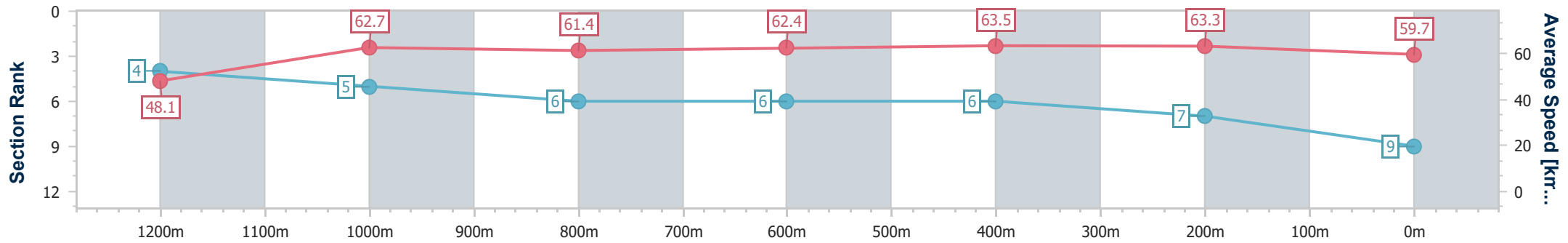
29 May 2024 - 15:04

Track Rating: Soft 5, Weather: Fine, Rail Position: +5m Entire



BRISBANE RACING CLUB

Section	Overall	1200m	1000m	800m	600m	400m	200m
Section Times	1:20.82 [9] (0:11.28)	1:09.54 [4] (0:11.46)	0:58.08 [5] (0:11.78)	0:46.30 [6] (0:11.61)	0:34.69 [6] (0:11.27)	0:23.42 [6] (0:11.38)	0:12.04 [7] (0:12.04)
Average Speed [km/h]	48.1	62.7	61.4	62.4	63.5	63.3	59.7
Top Speed [km/h]	62.3	63.3	63.3	63.2	65.0	65.1	62.2
Avg. Dist. to Rail [m]	4.6	0.7	1.3	0.6	0.5	0.5	1.2
Avg. Stride Freq. [Hz]	2.2	2.2	2.2	2.2	2.2	2.3	2.2
Avg. Stride Length [m]	6.2	7.9	7.8	7.9	7.8	7.8	7.5



- [] Ranking at each section and finish
- .-.- No data available at this section
- NA No data available



Horse/Jockey Name	Magic Conqueror
Final Rank	10
Fastest Section Time (Section)	0:11.26 (400m)
Top Speed [km/h] (Section)	65.7 (400m)
Race State	Finished



Doomben QLD Professional

Race 6: XXXX Class 5 Handicap - 1350m

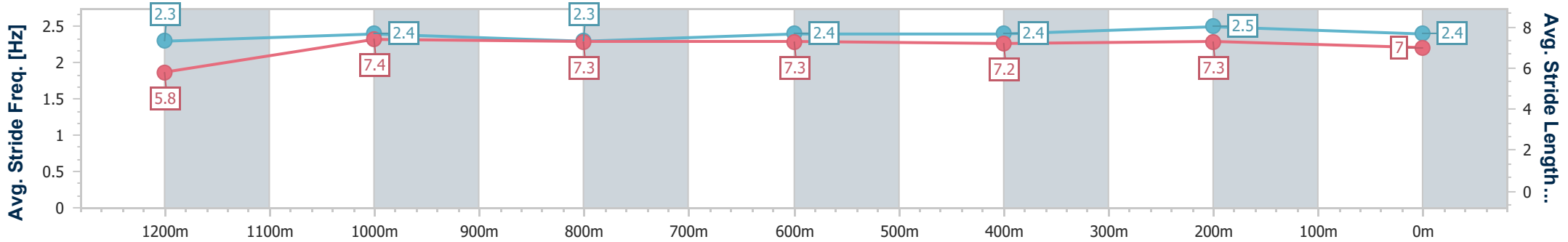
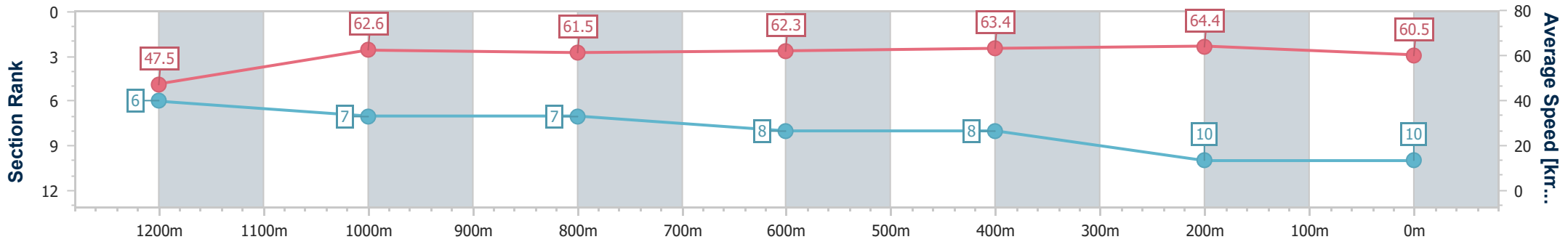
29 May 2024 - 15:04

Track Rating: Soft 5, Weather: Fine, Rail Position: +5m Entire



BRISBANE RACING CLUB

Section	Overall	1200m	1000m	800m	600m	400m	200m
Section Times	1:20.91 [10] (0:11.40)	1:09.51 [6] (0:11.50)	0:58.01 [7] (0:11.78)	0:46.23 [7] (0:11.68)	0:34.55 [8] (0:11.43)	0:23.12 [8] (0:11.26)	0:11.86 [10] (0:11.86)
Average Speed [km/h]	47.5	62.6	61.5	62.3	63.4	64.4	60.5
Top Speed [km/h]	61.8	63.7	62.8	64.0	65.6	65.7	63.2
Avg. Dist. to Rail [m]	9.1	1.8	1.4	2.1	1.8	2.4	4.0
Avg. Stride Freq. [Hz]	2.3	2.4	2.3	2.4	2.4	2.5	2.4
Avg. Stride Length [m]	5.8	7.4	7.3	7.3	7.2	7.3	7.0



- [] Ranking at each section and finish
- .-.- No data available at this section
- NA No data available



Horse/Jockey Name	Alcyone
Final Rank	11
Fastest Section Time (Section)	0:11.04 (400m)
Top Speed [km/h] (Section)	66.0 (400m)
Race State	Finished



Doomben QLD Professional

Race 6: XXXX Class 5 Handicap - 1350m

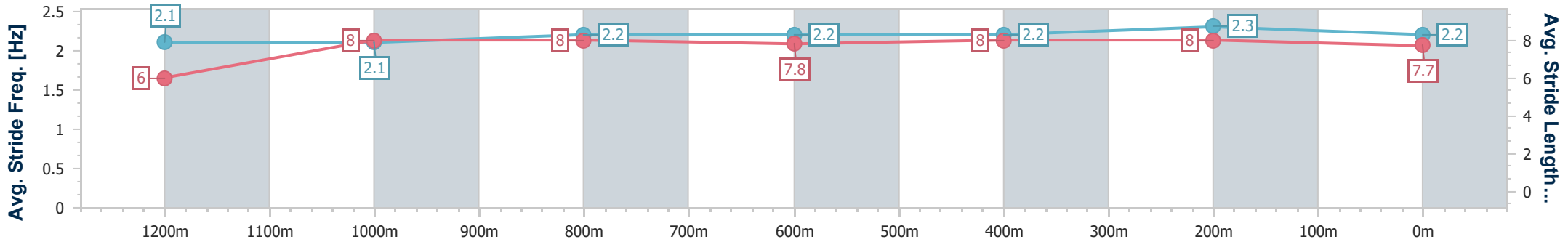
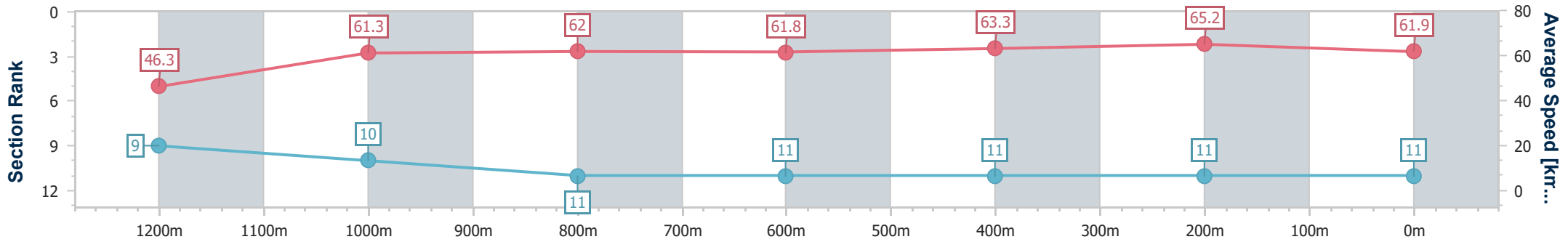
29 May 2024 - 15:04

Track Rating: Soft 5, Weather: Fine, Rail Position: +5m Entire



BRISBANE RACING CLUB

Section	Overall	1200m	1000m	800m	600m	400m	200m
Section Times	1:20.92 [11] (0:11.66)	1:09.26 [9] (0:11.77)	0:57.49 [10] (0:11.69)	0:45.80 [11] (0:11.76)	0:34.04 [11] (0:11.36)	0:22.68 [11] (0:11.04)	0:11.64 [11] (0:11.64)
Average Speed [km/h]	46.3	61.3	62.0	61.8	63.3	65.2	61.9
Top Speed [km/h]	62.3	62.6	62.7	64.4	64.6	66.0	64.4
Avg. Dist. to Rail [m]	7.8	2.4	1.8	2.1	0.4	1.3	5.2
Avg. Stride Freq. [Hz]	2.1	2.1	2.2	2.2	2.2	2.3	2.2
Avg. Stride Length [m]	6.0	8.0	8.0	7.8	8.0	8.0	7.7



- [] Ranking at each section and finish
- .-.- No data available at this section
- NA No data available