



Doomben QLD Professional

Race 5: STRADBROKE CALCUTTA 13 JUNE BENCHMARK 68 Handicap - 1630m

29 May 2024 - 14:29



BRISBANE
RACING CLUB

Track Rating: Soft 5, Weather: Fine, Rail Position: +5m Entire

Section		Overall	1400m	1200m	1000m	800m	600m	400m	Last 600m				
Field Times		1:39.24 (0:15.71)	1:23.53 (0:12.10)	1:11.43 (0:12.27)	0:59.16 (0:12.33)	0:46.83 (0:12.35)	0:34.48 (0:11.78)	0:22.70 (0:11.05)	0:34.48				
Rank	TAB Horse/Jockey	Barrier	Top Speed [km/h]	Fastest Section	Distance Travelled [m]								
1	5 BLAZEN BOOTS Blake Shinn	6	67.2 400m	0:10.98 400m	1:39.24 [1] (0:15.97)	1:23.27 [2] (0:11.99)	1:11.28 [2] (0:12.44)	0:58.84 [3] (0:12.32)	0:46.52 [3] (0:12.36)	0:34.16 [3] (0:11.53)	0:22.63 [2] (0:10.98)	0:34.16	
2	14 CARTWHEELS Emily Lang	5	67.7 200m	0:10.71 400m	1:39.24 [2] (0:16.56)	1:22.68 [8] (0:12.07)	1:10.61 [8] (0:12.40)	0:58.21 [8] (0:12.34)	0:45.87 [7] (0:12.32)	0:33.55 [9] (0:11.34)	0:22.21 [6] (0:10.71)	0:33.55	+6
3	2 KENYADA James Orman	3	67.1 400m	0:11.03 400m	1:39.52 [3] (0:16.33)	1:23.19 [6] (0:11.88)	1:11.31 [6] (0:12.44)	0:58.87 [5] (0:12.30)	0:46.57 [5] (0:12.38)	0:34.19 [5] (0:11.64)	0:22.55 [5] (0:11.03)	0:34.19	-5
4	1 THIS'LLBETHEONE Bailey Wheeler	11	65.6 400m	0:11.10 400m	1:39.56 [4] (0:15.71)	1:23.85 [1] (0:12.10)	1:11.75 [1] (0:12.27)	0:59.48 [1] (0:12.33)	0:47.15 [1] (0:12.35)	0:34.80 [1] (0:11.78)	0:23.02 [1] (0:11.10)	0:34.80	-7
5	4 ANEMACORE Michael Rodd	14	66.6 400m	0:10.85 400m	1:39.58 [5] (0:16.98)	1:22.60 [12] (0:11.98)	1:10.62 [11] (0:12.34)	0:58.28 [10] (0:12.17)	0:46.11 [9] (0:12.22)	0:33.89 [8] (0:11.51)	0:22.38 [9] (0:10.85)	0:33.89	+2
6	6 COUP DE TONNERRE Justin Huxtable	2	66.8 400m	0:11.05 400m	1:39.71 [6] (0:16.18)	1:23.53 [5] (0:11.98)	1:11.55 [4] (0:12.53)	0:59.02 [6] (0:12.36)	0:46.66 [6] (0:12.32)	0:34.34 [6] (0:11.69)	0:22.65 [7] (0:11.05)	0:34.34	-5
7	15 VETOED Noriyuki Masuda	10	67.0 400m	0:10.83 400m	1:39.80 [7] (0:16.92)	1:22.88 [11] (0:12.18)	1:10.70 [12] (0:12.44)	0:58.26 [12] (0:12.36)	0:45.90 [12] (0:12.24)	0:33.66 [12] (0:11.45)	0:22.21 [12] (0:10.83)	0:33.66	+0
8	9 DULCET Ryan Maloney	7	65.7 400m	0:11.12 400m	1:39.82 [8] (0:16.49)	1:23.33 [7] (0:12.10)	1:11.23 [7] (0:12.44)	0:58.79 [7] (0:12.38)	0:46.41 [8] (0:12.20)	0:34.21 [7] (0:11.47)	0:22.74 [8] (0:11.12)	0:34.21	-5
9	11 ARTFUL GIRL Marnu Potgieter	16	64.1 400m	0:11.32 400m	1:39.88 [9] (0:16.12)	1:23.76 [4] (0:12.07)	1:11.69 [5] (0:12.07)	0:59.62 [2] (0:12.33)	0:47.29 [2] (0:12.49)	0:34.80 [2] (0:11.69)	0:23.11 [4] (0:11.32)	0:34.80	-3
10	3 TIP OF THE SPEAR Martin Harley	4	66.9 400m	0:10.98 400m	1:40.11 [10] (0:16.86)	1:23.25 [10] (0:12.00)	1:11.25 [10] (0:12.45)	0:58.80 [11] (0:12.32)	0:46.48 [11] (0:12.20)	0:34.28 [11] (0:11.49)	0:22.79 [11] (0:10.98)	0:34.28	-7

Scratched: Extraordinaire (#8), Miss Brittany (#16), Security Advisor (#7), Sock'emsid (#10)

[] Ranking at each section and finish
 -:-:- No data available at this section
 NA No data available
 SCN Saddle cloth number
 DNF Did not finish
 DNT Did not track



Doomben QLD Professional
Race 5: STRADBROKE CALCUTTA 13 JUNE BENCHMARK 68 Handicap - 1630m
29 May 2024 - 14:29



Track Rating: Soft 5, Weather: Fine, Rail Position: +5m Entire

Section		Overall	1400m	1200m	1000m	800m	600m	400m	Last 600m
Field Times		1:39.24 (0:15.71)	1:23.53 (0:12.10)	1:11.43 (0:12.27)	0:59.16 (0:12.33)	0:46.83 (0:12.35)	0:34.48 (0:11.78)	0:22.70 (0:11.05)	0:34.48

Rank	TAB	Horse/Jockey	Barrier	Top Speed [km/h]	Fastest Section	Overall	1400m	1200m	1000m	800m	600m	400m	Last 600m	Distance Travelled [m]
11	13	OCTAVIO Jim Byrne	8	66.7 400m	0:11.04 400m	1:40.18 [11] (0:16.67)	1:23.51 [9] (0:12.11)	1:11.40 [9] (0:12.42)	0:58.98 [9] (0:12.37)	0:46.61 [10] (0:12.23)	0:34.38 [10] (0:11.43)	0:22.95 [10] (0:11.04)	0:34.38	-4
12	12	COOL KAAP Craig Williams	1	63.9 400m	0:11.38 400m	1:40.21 [12] (0:15.99)	1:24.22 [3] (0:12.05)	1:12.17 [3] (0:12.39)	0:59.78 [4] (0:12.33)	0:47.45 [4] (0:12.33)	0:35.12 [4] (0:11.63)	0:23.49 [3] (0:11.38)	0:35.12	-5

Scratched: Extraordinaire (#8), Miss Brittany (#16), Security Advisor (#7), Sock'emsid (#10)

[] Ranking at each section and finish
 -:-:-:- No data available at this section
 NA No data available

SCN Saddle cloth number
 DNF Did not finish
 DNT Did not track



Doomben QLD Professional
Race 5: STRADBROKE CALCUTTA 13 JUNE BENCHMARK 68 Handicap - 1630m
29 May 2024 - 14:29



Track Rating: Soft 5, Weather: Fine, Rail Position: +5m Entire

Section		200m					Last 600m	
Field Times		0:11.65 (0:11.65)					0:34.48	
Rank	TAB Horse/Jockey	Barrier	Top Speed [km/h]	Fastest Section	Margin		Distance Travelled [m]	
1	5 BLAZEN BOOTS Blake Shinn	6	67.2 400m	0:10.98 400m	0:11.65 [1] (0:11.65)	1:39.24	0:34.16	
2	14 CARTWHEELS Emily Lang	5	67.7 200m	0:10.71 400m	0:11.50 [3] (0:11.50)	0.02L	0:33.55 +6	
3	2 KENYADA James Orman	3	67.1 400m	0:11.03 400m	0:11.52 [4] (0:11.52)	1.69L	0:34.19 -5	
4	1 THIS'LLBETHEONE Bailey Wheeler	11	65.6 400m	0:11.10 400m	0:11.92 [2] (0:11.92)	1.93L	0:34.80 -7	
5	4 ANEMACORE Michael Rodd	14	66.6 400m	0:10.85 400m	0:11.53 [5] (0:11.53)	2.04L	0:33.89 +2	
6	6 COUP DE TONNERRE Justin Huxtable	2	66.8 400m	0:11.05 400m	0:11.60 [8] (0:11.60)	2.79L	0:34.34 -5	
7	15 VETOED Noriyuki Masuda	10	67.0 400m	0:10.83 400m	0:11.38 [12] (0:11.38)	3.35L	0:33.66 +0	
8	9 DULCET Ryan Maloney	7	65.7 400m	0:11.12 400m	0:11.62 [9] (0:11.62)	3.44L	0:34.21 -5	
9	11 ARTFUL GIRL Marnu Potgieter	16	64.1 400m	0:11.32 400m	0:11.79 [6] (0:11.79)	3.78L	0:34.80 -3	
10	3 TIP OF THE SPEAR Martin Harley	4	66.9 400m	0:10.98 400m	0:11.81 [11] (0:11.81)	5.13L	0:34.28 -7	

Scratched: Extraordinaire (#8), Miss Brittany (#16), Security Advisor (#7), Sock'emsid (#10)

[] Ranking at each section and finish
 -:-:- No data available at this section
 NA No data available

SCN Saddle cloth number
 DNF Did not finish
 DNT Did not track



Doomben QLD Professional
Race 5: STRADBROKE CALCUTTA 13 JUNE BENCHMARK 68 Handicap - 1630m
29 May 2024 - 14:29



Track Rating: Soft 5, Weather: Fine, Rail Position: +5m Entire

Section				200m				Last 600m	
Field Times				0:11.65 (0:11.65)				0:34.48	
Rank	TAB Horse/Jockey	Barrier	Top Speed [km/h]	Fastest Section	Margin				Distance Travelled [m]
11	13 OCTAVIO Jim Byrne	8	66.7 400m	0:11.04 400m	0:11.91 [10] (0:11.91)	5.55L		0:34.38	-4
12	12 COOL KAAP Craig Williams	1	63.9 400m	0:11.38 400m	0:12.11 [7] (0:12.11)	5.75L		0:35.12	-5

Scratched: Extraordinaire (#8), Miss Brittany (#16), Security Advisor (#7), Sock'emsid (#10)



Horse/Jockey Name	Blazen Boots
Final Rank	1
Fastest Section Time (Section)	0:10.98 (400m)
Top Speed [km/h] (Section)	67.2 (400m)
Race State	Finished



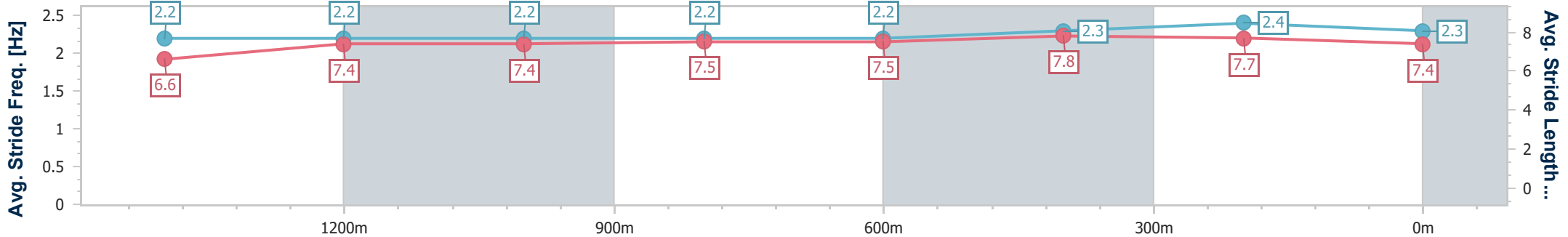
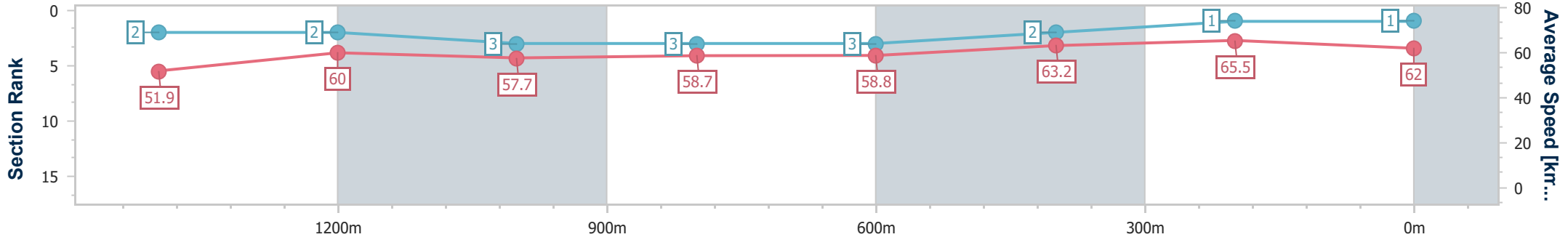
Doomben QLD Professional
Race 5: STRADBROKE CALCUTTA 13 JUNE BENCHMARK 68
Handicap - 1630m
29 May 2024 - 14:29



BRISBANE
RACING CLUB

Track Rating: Soft 5, Weather: Fine, Rail Position: +5m Entire

Section	Overall	1400m	1200m	1000m	800m	600m	400m	200m
Section Times	1:39.24 [1] (0:15.97)	1:23.27 [2] (0:11.99)	1:11.28 [2] (0:12.44)	0:58.84 [3] (0:12.32)	0:46.52 [3] (0:12.36)	0:34.16 [3] (0:11.53)	0:22.63 [2] (0:10.98)	0:11.65 [1] (0:11.65)
Average Speed [km/h]	51.9	60.0	57.7	58.7	58.8	63.2	65.5	62.0
Top Speed [km/h]	60.9	61.2	58.2	59.1	61.0	64.7	67.2	65.6
Avg. Dist. to Rail [m]	2.5	0.4	1.1	1.0	1.6	1.9	0.9	0.3
Avg. Stride Freq. [Hz]	2.2	2.2	2.2	2.2	2.2	2.3	2.4	2.3
Avg. Stride Length [m]	6.6	7.4	7.4	7.5	7.5	7.8	7.7	7.4



- [] Ranking at each section and finish
- .-.- No data available at this section
- NA No data available



Horse/Jockey Name	Cartwheels
Final Rank	2
Fastest Section Time (Section)	0:10.71 (400m)
Top Speed [km/h] (Section)	67.7 (200m)
Race State	Finished



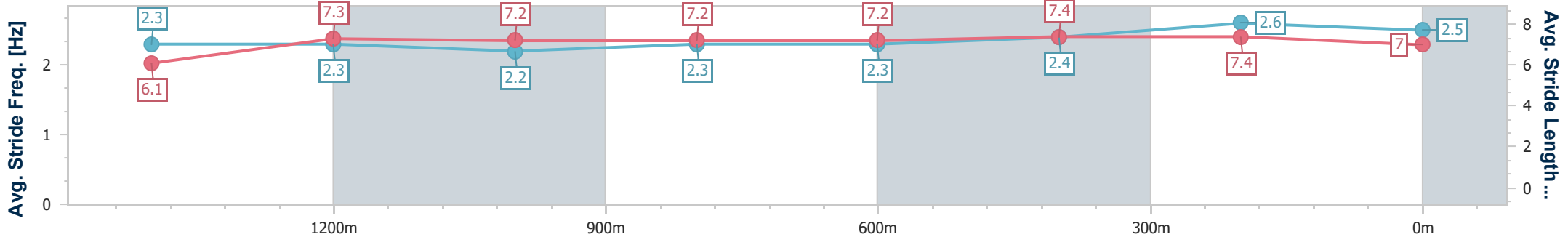
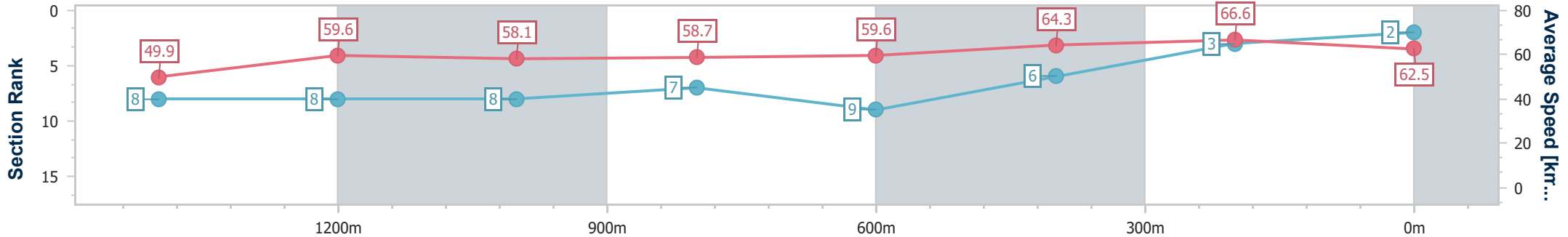
Doomben QLD Professional
Race 5: STRADBROKE CALCUTTA 13 JUNE BENCHMARK 68
Handicap - 1630m
29 May 2024 - 14:29



BRISBANE
RACING CLUB

Track Rating: Soft 5, Weather: Fine, Rail Position: +5m Entire

Section	Overall	1400m	1200m	1000m	800m	600m	400m	200m
Section Times	1:39.24 [2] (0:16.56)	1:22.68 [8] (0:12.07)	1:10.61 [8] (0:12.40)	0:58.21 [8] (0:12.34)	0:45.87 [7] (0:12.32)	0:33.55 [9] (0:11.34)	0:22.21 [6] (0:10.71)	0:11.50 [3] (0:11.50)
Average Speed [km/h]	49.9	59.6	58.1	58.7	59.6	64.3	66.6	62.5
Top Speed [km/h]	63.1	61.7	59.0	59.9	62.0	66.7	67.7	67.7
Avg. Dist. to Rail [m]	2.7	0.7	1.6	2.3	3.3	3.0	4.4	7.4
Avg. Stride Freq. [Hz]	2.3	2.3	2.2	2.3	2.3	2.4	2.6	2.5
Avg. Stride Length [m]	6.1	7.3	7.2	7.2	7.2	7.4	7.4	7.0



- [] Ranking at each section and finish
- .-.- No data available at this section
- NA No data available



Horse/Jockey Name	Kenyada
Final Rank	3
Fastest Section Time (Section)	0:11.03 (400m)
Top Speed [km/h] (Section)	67.1 (400m)
Race State	Finished

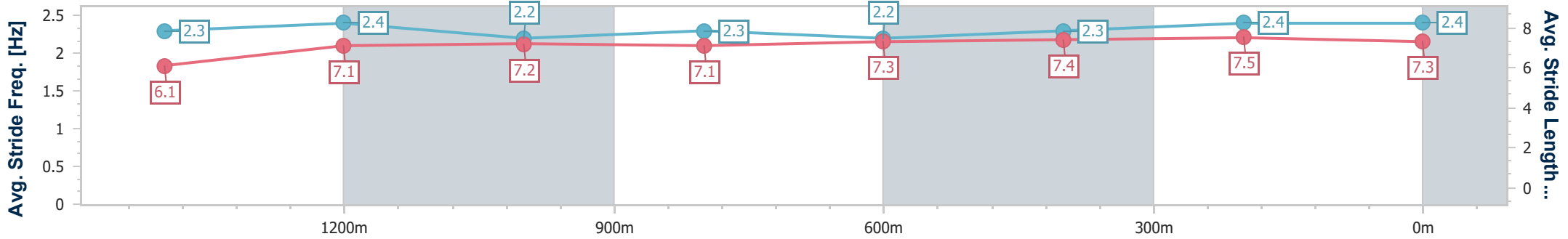
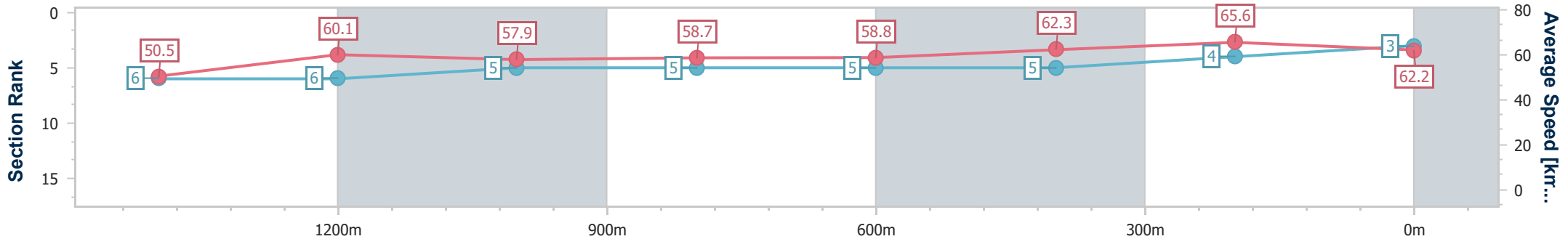


Doomben QLD Professional
Race 5: STRADBROKE CALCUTTA 13 JUNE BENCHMARK 68
Handicap - 1630m
29 May 2024 - 14:29
Track Rating: Soft 5, Weather: Fine, Rail Position: +5m Entire



BRISBANE
RACING CLUB

Section	Overall	1400m	1200m	1000m	800m	600m	400m	200m					
Section Times	1:39.52 [3] (0:16.33)	1:23.19 [6] (0:11.88)	1:11.31 [6] (0:12.44)	0:58.87 [5] (0:12.30)	0:46.57 [5] (0:12.38)	0:34.19 [5] (0:11.64)	0:22.55 [5] (0:11.03)	0:11.52 [4] (0:11.52)					
Average Speed [km/h]	50.5	60.1	57.9	58.7	58.8	62.3	65.6	62.2					
Top Speed [km/h]	62.7	62.5	59.1	59.7	61.0	64.9	67.1	64.9					
Avg. Dist. to Rail [m]	1.1	1.5	0.3	1.3	2.2	1.3	1.4	1.7					
Avg. Stride Freq. [Hz]	2.3	2.4	2.2	2.3	2.2	2.3	2.4	2.4					
Avg. Stride Length [m]	6.1	7.1	7.2	7.1	7.3	7.4	7.5	7.3					



- [] Ranking at each section and finish
- .-.- No data available at this section
- NA No data available



Horse/Jockey Name	This'llbetheone
Final Rank	4
Fastest Section Time (Section)	0:11.10 (400m)
Top Speed [km/h] (Section)	65.6 (400m)
Race State	Finished

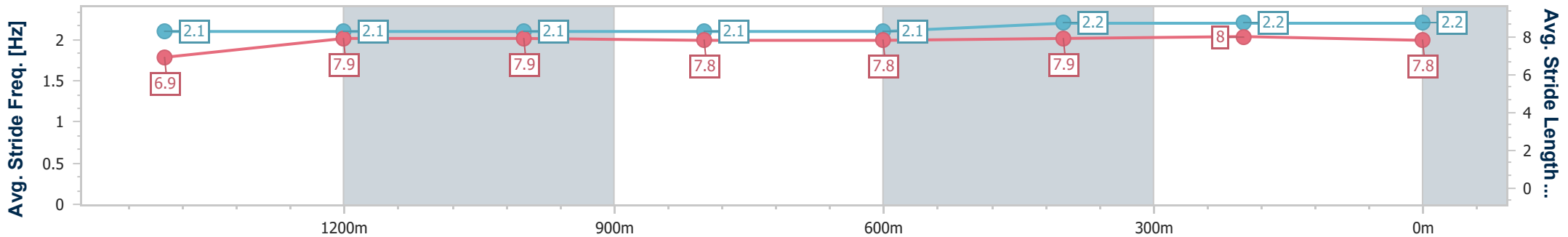
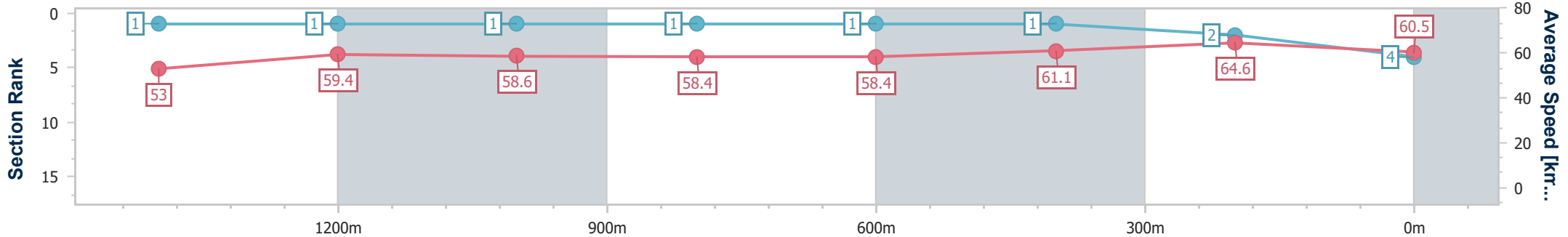


Doomben QLD Professional
Race 5: STRADBROKE CALCUTTA 13 JUNE BENCHMARK 68
Handicap - 1630m
29 May 2024 - 14:29
Track Rating: Soft 5, Weather: Fine, Rail Position: +5m Entire



BRISBANE
RACING CLUB

Section	Overall	1400m	1200m	1000m	800m	600m	400m	200m					
Section Times	1:39.56 [4] (0:15.71)	1:23.85 [1] (0:12.10)	1:11.75 [1] (0:12.27)	0:59.48 [1] (0:12.33)	0:47.15 [1] (0:12.35)	0:34.80 [1] (0:11.78)	0:23.02 [1] (0:11.10)	0:11.92 [2] (0:11.92)					
Average Speed [km/h]	53.0	59.4	58.6	58.4	58.4	61.1	64.6	60.5					
Top Speed [km/h]	63.2	61.6	60.0	59.5	60.7	62.9	65.6	63.6					
Avg. Dist. to Rail [m]	5.7	0.8	0.5	0.3	0.4	0.5	0.8	1.5					
Avg. Stride Freq. [Hz]	2.1	2.1	2.1	2.1	2.1	2.2	2.2	2.2					
Avg. Stride Length [m]	6.9	7.9	7.9	7.8	7.8	7.9	8.0	7.8					



- [] Ranking at each section and finish
- .-.- No data available at this section
- NA No data available



Horse/Jockey Name	Anemacore
Final Rank	5
Fastest Section Time (Section)	0:10.85 (400m)
Top Speed [km/h] (Section)	66.6 (400m)
Race State	Finished

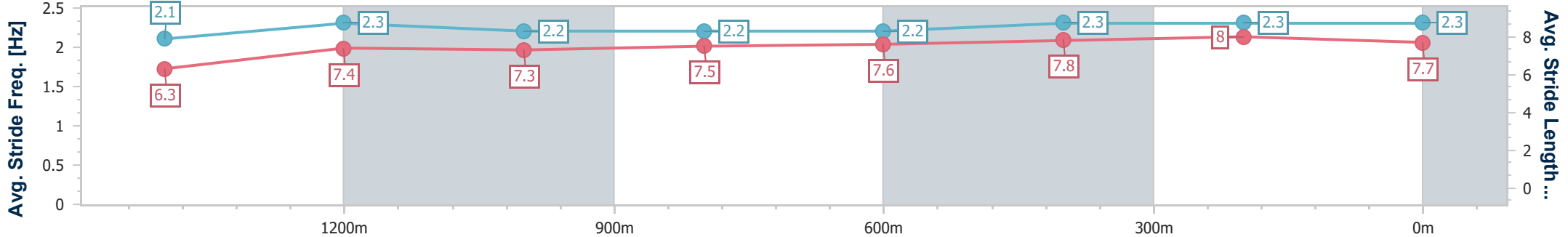
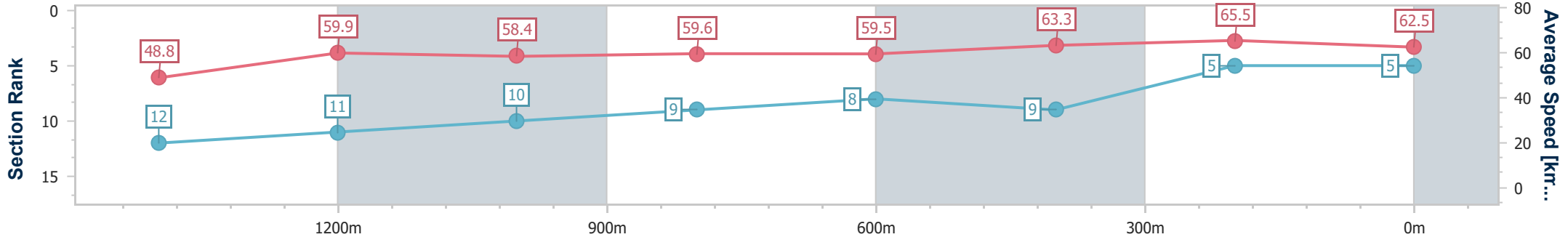


Doomben QLD Professional
Race 5: STRADBROKE CALCUTTA 13 JUNE BENCHMARK 68
Handicap - 1630m
29 May 2024 - 14:29
Track Rating: Soft 5, Weather: Fine, Rail Position: +5m Entire



BRISBANE
RACING CLUB

Section	Overall	1400m	1200m	1000m	800m	600m	400m	200m					
Section Times	1:39.58 [5] (0:16.98)	1:22.60 [12] (0:11.98)	1:10.62 [11] (0:12.34)	0:58.28 [10] (0:12.17)	0:46.11 [9] (0:12.22)	0:33.89 [8] (0:11.51)	0:22.38 [9] (0:10.85)	0:11.53 [5] (0:11.53)					
Average Speed [km/h]	48.8	59.9	58.4	59.6	59.5	63.3	65.5	62.5					
Top Speed [km/h]	60.8	61.8	60.9	60.9	61.3	65.8	66.6	66.0					
Avg. Dist. to Rail [m]	4.6	0.5	1.2	1.8	2.0	2.3	4.6	4.0					
Avg. Stride Freq. [Hz]	2.1	2.3	2.2	2.2	2.2	2.3	2.3	2.3					
Avg. Stride Length [m]	6.3	7.4	7.3	7.5	7.6	7.8	8.0	7.7					



- [] Ranking at each section and finish
- .-.- No data available at this section
- NA No data available



Horse/Jockey Name	Coup De Tonnerre
Final Rank	6
Fastest Section Time (Section)	0:11.05 (400m)
Top Speed [km/h] (Section)	66.8 (400m)
Race State	Finished



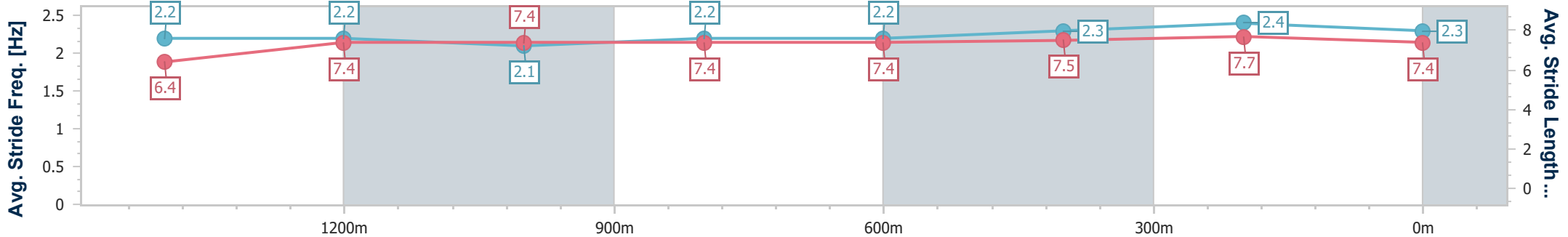
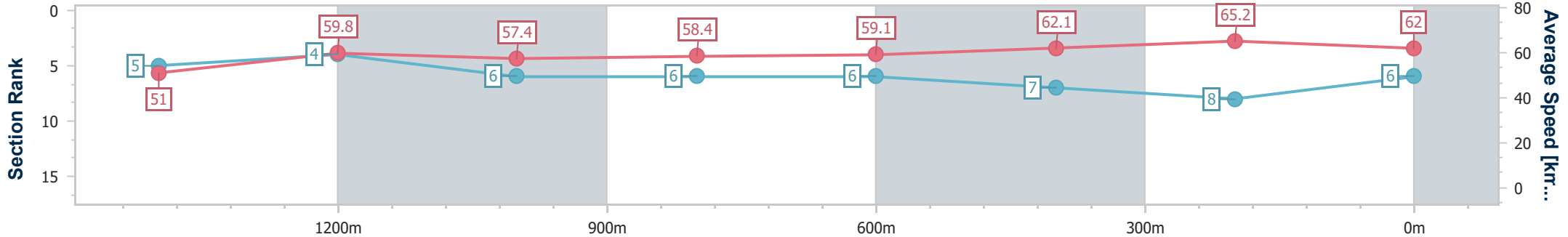
Doomben QLD Professional
Race 5: STRADBROKE CALCUTTA 13 JUNE BENCHMARK 68
Handicap - 1630m
29 May 2024 - 14:29



BRISBANE
 RACING CLUB

Track Rating: Soft 5, Weather: Fine, Rail Position: +5m Entire

Section	Overall	1400m	1200m	1000m	800m	600m	400m	200m
Section Times	1:39.71 [6] (0:16.18)	1:23.53 [5] (0:11.98)	1:11.55 [4] (0:12.53)	0:59.02 [6] (0:12.36)	0:46.66 [6] (0:12.32)	0:34.34 [6] (0:11.69)	0:22.65 [7] (0:11.05)	0:11.60 [8] (0:11.60)
Average Speed [km/h]	51.0	59.8	57.4	58.4	59.1	62.1	65.2	62.0
Top Speed [km/h]	62.6	61.0	58.6	59.4	61.2	65.2	66.8	64.6
Avg. Dist. to Rail [m]	0.7	1.2	1.1	1.6	1.7	1.2	1.5	2.0
Avg. Stride Freq. [Hz]	2.2	2.2	2.1	2.2	2.2	2.3	2.4	2.3
Avg. Stride Length [m]	6.4	7.4	7.4	7.4	7.4	7.5	7.7	7.4



- [] Ranking at each section and finish
- .-.- No data available at this section
- NA No data available



Horse/Jockey Name	Vetoed
Final Rank	7
Fastest Section Time (Section)	0:10.83 (400m)
Top Speed [km/h] (Section)	67.0 (400m)
Race State	Finished

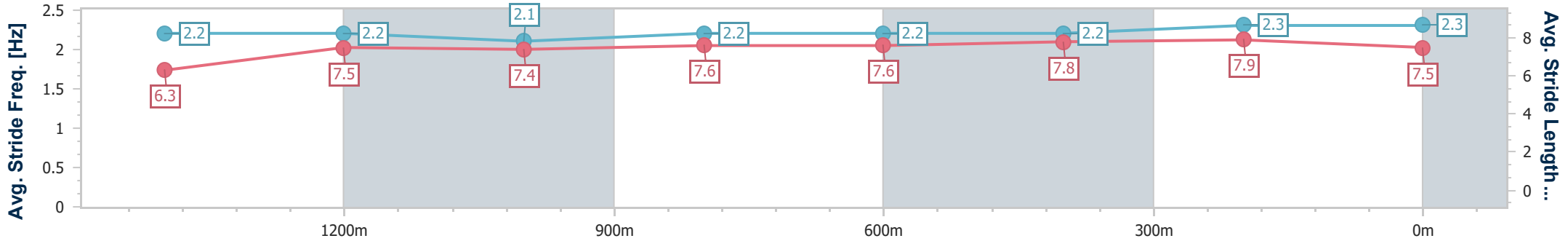
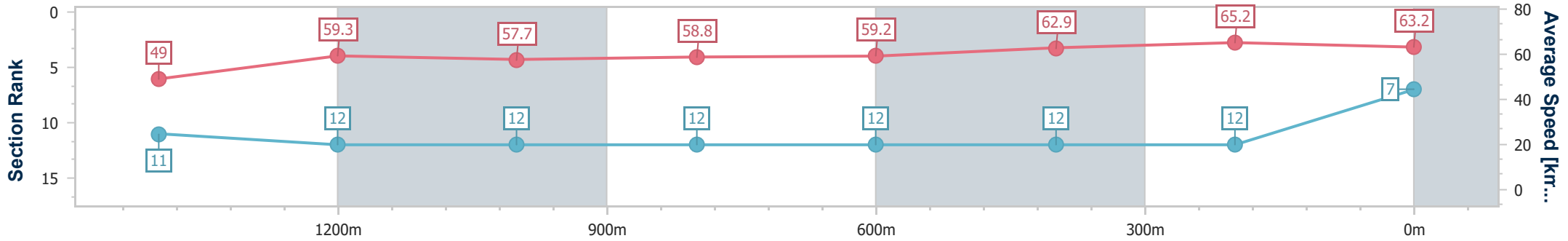


Doomben QLD Professional
Race 5: STRADBROKE CALCUTTA 13 JUNE BENCHMARK 68
Handicap - 1630m
29 May 2024 - 14:29
Track Rating: Soft 5, Weather: Fine, Rail Position: +5m Entire



BRISBANE
RACING CLUB

Section	Overall	1400m	1200m	1000m	800m	600m	400m	200m
Section Times	1:39.80 [7] (0:16.92)	1:22.88 [11] (0:12.18)	1:10.70 [12] (0:12.44)	0:58.26 [12] (0:12.36)	0:45.90 [12] (0:12.24)	0:33.66 [12] (0:11.45)	0:22.21 [12] (0:10.83)	0:11.38 [12] (0:11.38)
Average Speed [km/h]	49.0	59.3	57.7	58.8	59.2	62.9	65.2	63.2
Top Speed [km/h]	60.7	61.4	60.2	60.2	60.5	65.1	67.0	65.4
Avg. Dist. to Rail [m]	4.0	0.5	1.6	2.3	2.0	0.4	2.6	6.3
Avg. Stride Freq. [Hz]	2.2	2.2	2.1	2.2	2.2	2.2	2.3	2.3
Avg. Stride Length [m]	6.3	7.5	7.4	7.6	7.6	7.8	7.9	7.5



- [] Ranking at each section and finish
- .-.- No data available at this section
- NA No data available



Horse/Jockey Name	Dulcet
Final Rank	8
Fastest Section Time (Section)	0:11.12 (400m)
Top Speed [km/h] (Section)	65.7 (400m)
Race State	Finished



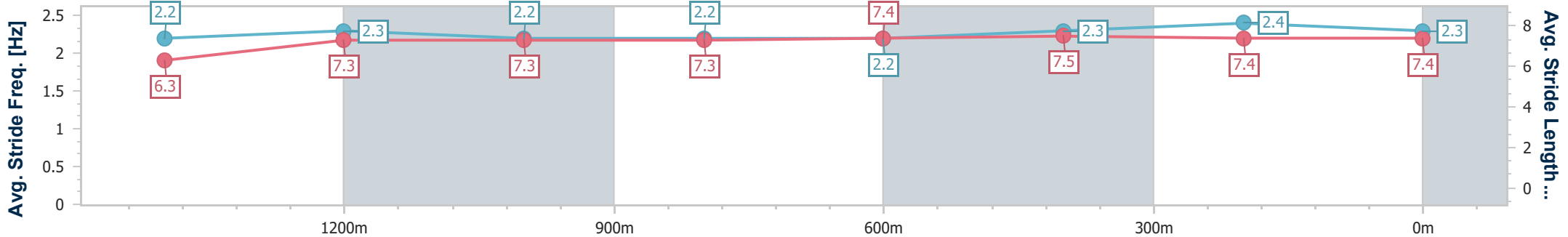
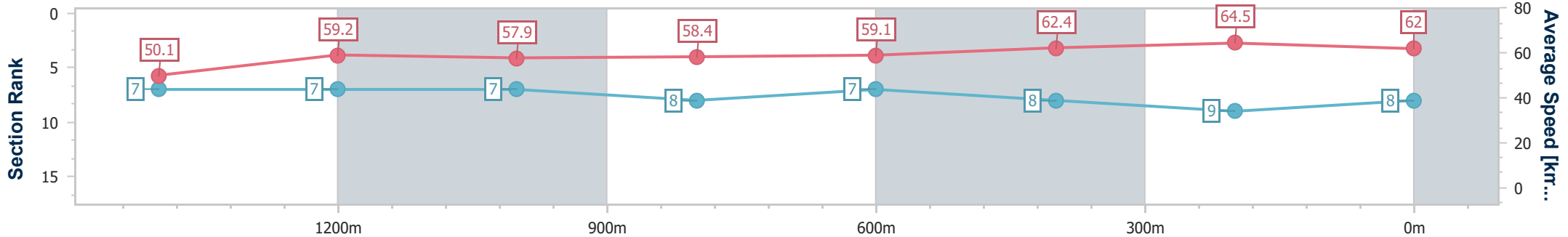
Doomben QLD Professional
Race 5: STRADBROKE CALCUTTA 13 JUNE BENCHMARK 68
Handicap - 1630m
29 May 2024 - 14:29



BRISBANE
RACING CLUB

Track Rating: Soft 5, Weather: Fine, Rail Position: +5m Entire

Section	Overall	1400m	1200m	1000m	800m	600m	400m	200m
Section Times	1:39.82 [8] (0:16.49)	1:23.33 [7] (0:12.10)	1:11.23 [7] (0:12.44)	0:58.79 [7] (0:12.38)	0:46.41 [8] (0:12.20)	0:34.21 [7] (0:11.47)	0:22.74 [8] (0:11.12)	0:11.62 [9] (0:11.62)
Average Speed [km/h]	50.1	59.2	57.9	58.4	59.1	62.4	64.5	62.0
Top Speed [km/h]	62.0	60.1	58.7	59.9	61.2	63.9	65.7	64.2
Avg. Dist. to Rail [m]	2.4	1.0	0.8	0.8	0.3	0.6	1.3	1.6
Avg. Stride Freq. [Hz]	2.2	2.3	2.2	2.2	2.2	2.3	2.4	2.3
Avg. Stride Length [m]	6.3	7.3	7.3	7.3	7.4	7.5	7.4	7.4



- [] Ranking at each section and finish
- .-.- No data available at this section
- NA No data available



Horse/Jockey Name	Artful Girl
Final Rank	9
Fastest Section Time (Section)	0:11.32 (400m)
Top Speed [km/h] (Section)	64.1 (400m)
Race State	Finished



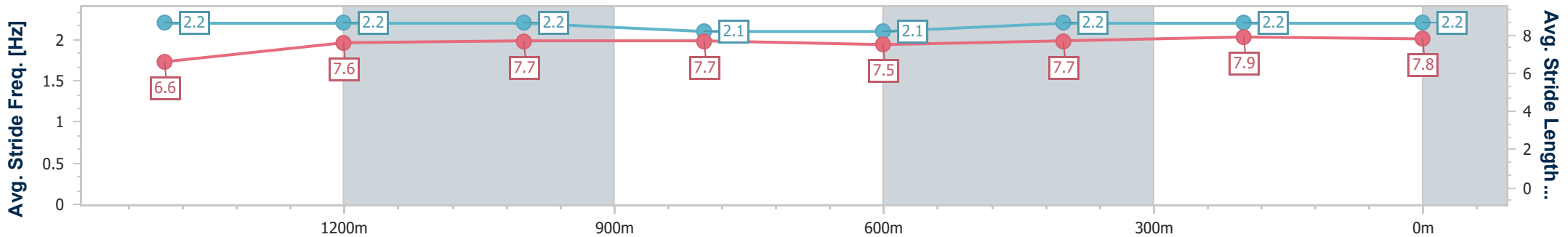
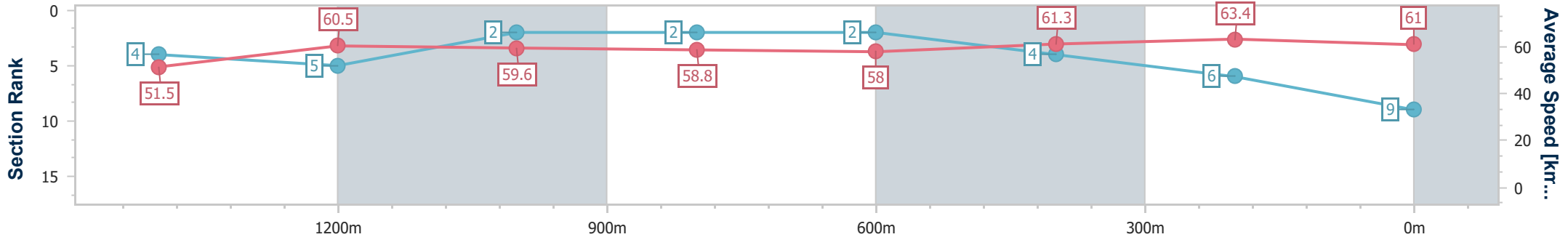
Doomben QLD Professional
Race 5: STRADBROKE CALCUTTA 13 JUNE BENCHMARK 68
Handicap - 1630m
29 May 2024 - 14:29



BRISBANE
RACING CLUB

Track Rating: Soft 5, Weather: Fine, Rail Position: +5m Entire

Section	Overall	1400m	1200m	1000m	800m	600m	400m	200m
Section Times	1:39.88 [9] (0:16.12)	1:23.76 [4] (0:12.07)	1:11.69 [5] (0:12.07)	0:59.62 [2] (0:12.33)	0:47.29 [2] (0:12.49)	0:34.80 [2] (0:11.69)	0:23.11 [4] (0:11.32)	0:11.79 [6] (0:11.79)
Average Speed [km/h]	51.5	60.5	59.6	58.8	58.0	61.3	63.4	61.0
Top Speed [km/h]	62.5	61.7	61.0	60.2	60.8	62.0	64.1	63.5
Avg. Dist. to Rail [m]	6.0	2.0	3.1	2.4	1.6	0.9	1.8	0.5
Avg. Stride Freq. [Hz]	2.2	2.2	2.2	2.1	2.1	2.2	2.2	2.2
Avg. Stride Length [m]	6.6	7.6	7.7	7.7	7.5	7.7	7.9	7.8



- [] Ranking at each section and finish
- .-.- No data available at this section
- NA No data available



Horse/Jockey Name	Tip Of The Spear
Final Rank	10
Fastest Section Time (Section)	0:10.98 (400m)
Top Speed [km/h] (Section)	66.9 (400m)
Race State	Finished

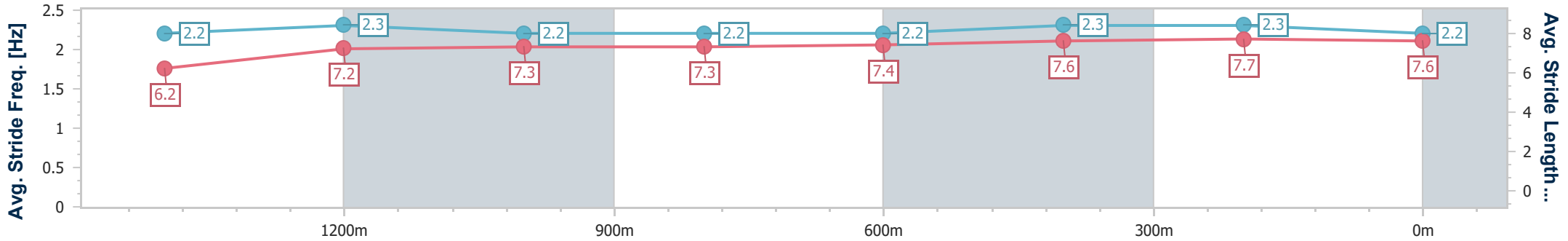
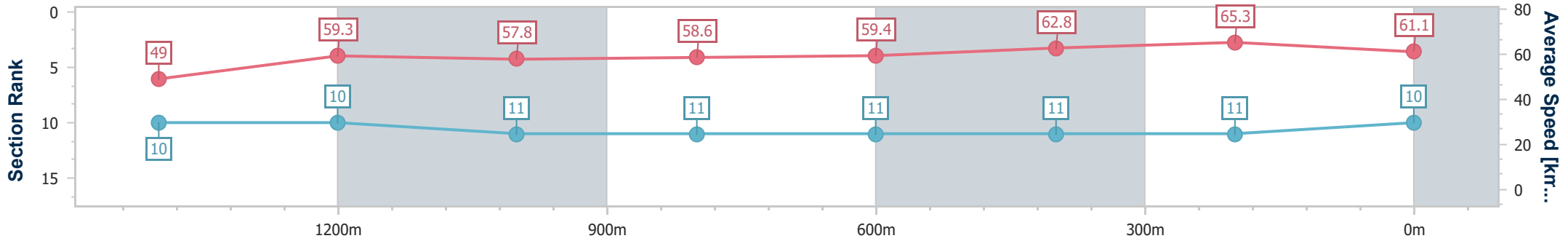


Doomben QLD Professional
Race 5: STRADBROKE CALCUTTA 13 JUNE BENCHMARK 68
Handicap - 1630m
29 May 2024 - 14:29
Track Rating: Soft 5, Weather: Fine, Rail Position: +5m Entire



BRISBANE
RACING CLUB

Section	Overall	1400m	1200m	1000m	800m	600m	400m	200m
Section Times	1:40.11 [10] (0:16.86)	1:23.25 [10] (0:12.00)	1:11.25 [10] (0:12.45)	0:58.80 [11] (0:12.32)	0:46.48 [11] (0:12.20)	0:34.28 [11] (0:11.49)	0:22.79 [11] (0:10.98)	0:11.81 [11] (0:11.81)
Average Speed [km/h]	49.0	59.3	57.8	58.6	59.4	62.8	65.3	61.1
Top Speed [km/h]	61.0	61.1	59.8	60.0	60.9	63.9	66.9	64.0
Avg. Dist. to Rail [m]	1.5	1.5	0.3	0.8	1.2	0.8	1.3	3.5
Avg. Stride Freq. [Hz]	2.2	2.3	2.2	2.2	2.2	2.3	2.3	2.2
Avg. Stride Length [m]	6.2	7.2	7.3	7.3	7.4	7.6	7.7	7.6



- [] Ranking at each section and finish
- .-.- No data available at this section
- NA No data available



Horse/Jockey Name	Octavio
Final Rank	11
Fastest Section Time (Section)	0:11.04 (400m)
Top Speed [km/h] (Section)	66.7 (400m)
Race State	Finished

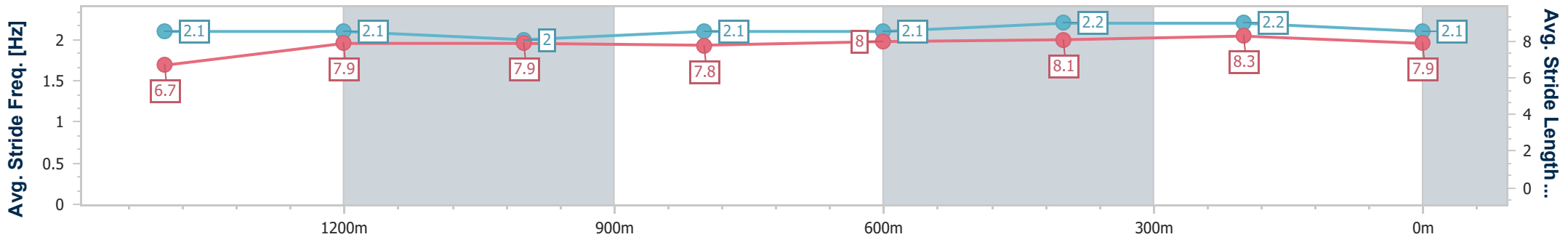
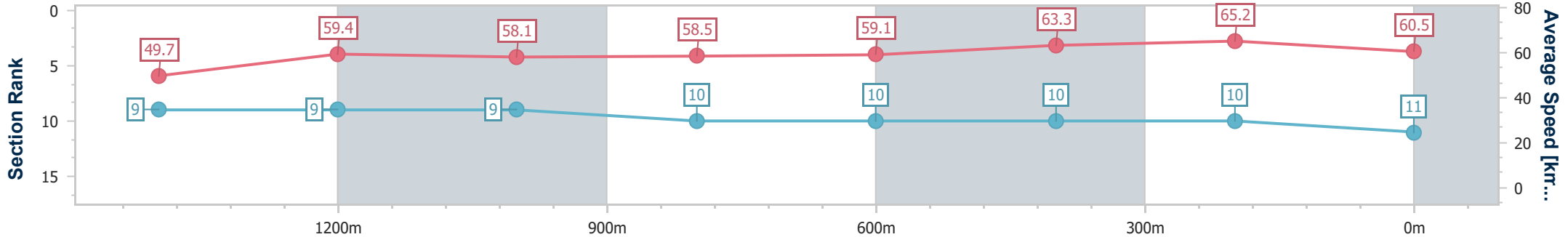


Doomben QLD Professional
Race 5: STRADBROKE CALCUTTA 13 JUNE BENCHMARK 68
Handicap - 1630m
29 May 2024 - 14:29
Track Rating: Soft 5, Weather: Fine, Rail Position: +5m Entire



BRISBANE
RACING CLUB

Section	Overall	1400m	1200m	1000m	800m	600m	400m	200m
Section Times	1:40.18 [11] (0:16.67)	1:23.51 [9] (0:12.11)	1:11.40 [9] (0:12.42)	0:58.98 [9] (0:12.37)	0:46.61 [10] (0:12.23)	0:34.38 [10] (0:11.43)	0:22.95 [10] (0:11.04)	0:11.91 [10] (0:11.91)
Average Speed [km/h]	49.7	59.4	58.1	58.5	59.1	63.3	65.2	60.5
Top Speed [km/h]	61.9	61.9	59.6	59.7	60.4	65.5	66.7	63.0
Avg. Dist. to Rail [m]	3.8	0.3	1.0	1.6	1.1	0.6	1.5	3.3
Avg. Stride Freq. [Hz]	2.1	2.1	2.0	2.1	2.1	2.2	2.2	2.1
Avg. Stride Length [m]	6.7	7.9	7.9	7.8	8.0	8.1	8.3	7.9



- [] Ranking at each section and finish
- .-.- No data available at this section
- NA No data available



Horse/Jockey Name	Cool Kaap
Final Rank	12
Fastest Section Time (Section)	0:11.38 (400m)
Top Speed [km/h] (Section)	63.9 (400m)
Race State	Finished



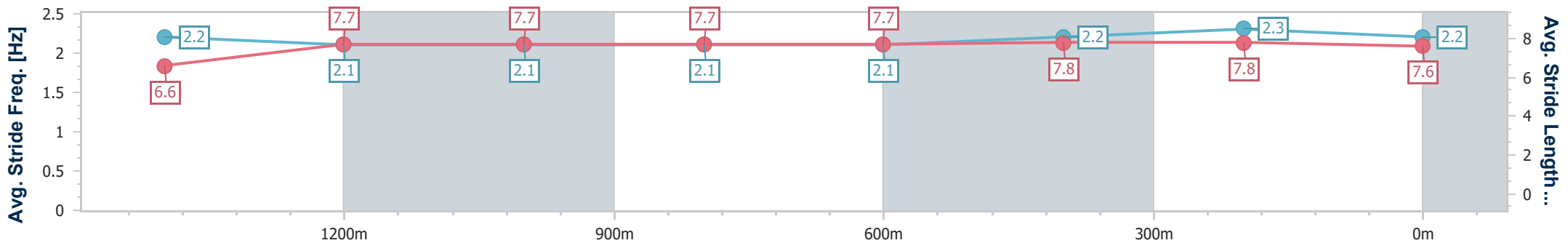
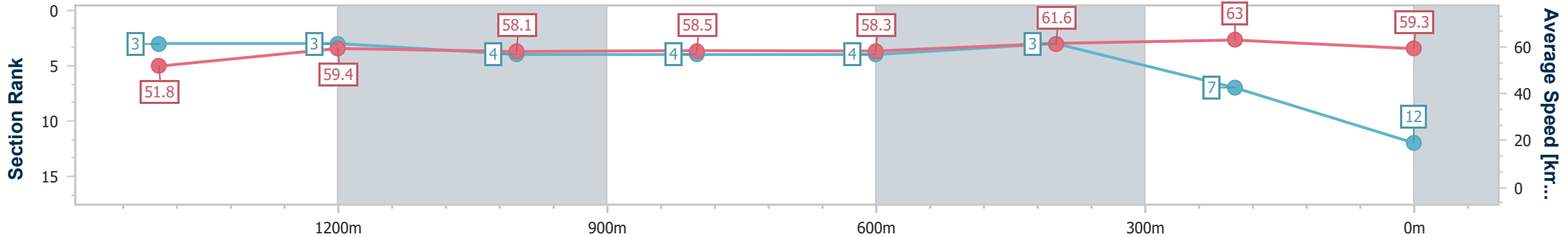
Doomben QLD Professional
Race 5: STRADBROKE CALCUTTA 13 JUNE BENCHMARK 68
Handicap - 1630m
29 May 2024 - 14:29



BRISBANE
 RACING CLUB

Track Rating: Soft 5, Weather: Fine, Rail Position: +5m Entire

Section	Overall	1400m	1200m	1000m	800m	600m	400m	200m
Section Times	1:40.21 [12] (0:15.99)	1:24.22 [3] (0:12.05)	1:12.17 [3] (0:12.39)	0:59.78 [4] (0:12.33)	0:47.45 [4] (0:12.33)	0:35.12 [4] (0:11.63)	0:23.49 [3] (0:11.38)	0:12.11 [7] (0:12.11)
Average Speed [km/h]	51.8	59.4	58.1	58.5	58.3	61.6	63.0	59.3
Top Speed [km/h]	62.2	61.0	59.1	59.2	60.5	62.7	63.9	62.0
Avg. Dist. to Rail [m]	0.8	0.7	0.9	1.0	0.4	1.3	1.9	1.5
Avg. Stride Freq. [Hz]	2.2	2.1	2.1	2.1	2.1	2.2	2.3	2.2
Avg. Stride Length [m]	6.6	7.7	7.7	7.7	7.7	7.8	7.8	7.6



- [] Ranking at each section and finish
- .-.- No data available at this section
- NA No data available