



Doomben QLD Professional

Race 1: STRADBROKE SEASON BOOK NOW Maiden Plate - 2030m

29 May 2024 - 12:14



BRISBANE
RACING CLUB

Track Rating: Soft 5, Weather: Fine, Rail Position: +5m Entire

Section		Field Times												
Overall	1800m	1600m	1400m	1200m	1000m	800m	Last 600m							
2:06.40 (0:16.07)	1:50.33 (0:11.76)	1:38.57 (0:12.27)	1:26.30 (0:12.48)	1:13.82 (0:12.72)	1:01.10 (0:12.42)	0:48.68 (0:12.13)	0:36.55							
Rank	TAB	Horse/Jockey	Barrier	Top Speed [km/h]	Fastest Section								Distance Travelled [m]	
1	2	KINGFIELD James Orman	4	66.0	0:11.79	2:06.40 [1] (0:16.34)	1:50.06 [2] (0:11.79)	1:38.27 [2] (0:12.37)	1:25.90 [2] (0:12.52)	1:13.38 [2] (0:12.64)	1:00.74 [5] (0:12.43)	0:48.31 [5] (0:12.14)	0:36.17	
2	7	LUISANA Brooke Ainsworth	9	64.4	0:11.39	2:06.42 [2] (0:17.24)	1:49.18 [11] (0:11.90)	1:37.28 [11] (0:12.51)	1:24.77 [12] (0:12.54)	1:12.23 [12] (0:12.56)	0:59.67 [13] (0:12.45)	0:47.22 [13] (0:12.12)	0:35.10	+2
3	5	VERMEER Noriyuki Masuda	2	66.6	0:11.76	2:06.47 [3] (0:16.07)	1:50.40 [1] (0:11.76)	1:38.64 [1] (0:12.27)	1:26.37 [1] (0:12.48)	1:13.89 [1] (0:12.72)	1:01.17 [1] (0:12.42)	0:48.75 [1] (0:12.13)	0:36.62	-2
4	6	BACKLIT BEAUTY Karl Zechner	6	63.2	0:11.88	2:06.51 [4] (0:16.49)	1:50.02 [4] (0:11.90)	1:38.12 [4] (0:12.22)	1:25.90 [4] (0:12.53)	1:13.37 [4] (0:12.51)	1:00.86 [4] (0:12.43)	0:48.43 [3] (0:12.17)	0:36.26	-1
5	3	PUNJABI LANDING Jag Guthmann-Chester	12	62.4	0:11.88	2:06.64 [5] (0:16.70)	1:49.94 [5] (0:11.95)	1:37.99 [7] (0:12.31)	1:25.68 [7] (0:12.44)	1:13.24 [7] (0:12.52)	1:00.72 [7] (0:12.40)	0:48.32 [7] (0:12.16)	0:36.16	+2
6	4	SALAMANCAS Ryan Maloney	3	64.0	0:11.86	2:06.75 [6] (0:16.39)	1:50.36 [3] (0:11.86)	1:38.50 [3] (0:12.34)	1:26.16 [3] (0:12.45)	1:13.71 [3] (0:12.57)	1:01.14 [3] (0:12.44)	0:48.70 [2] (0:11.97)	0:36.73	-3
7	9	APFEL Michael Rodd	8	63.1	0:11.73	2:06.93 [7] (0:17.06)	1:49.87 [10] (0:11.80)	1:38.07 [9] (0:12.32)	1:25.75 [9] (0:12.49)	1:13.26 [9] (0:12.57)	1:00.69 [9] (0:12.41)	0:48.28 [9] (0:12.24)	0:36.04	-2
8	1	HIMEJI Rikki Jamieson	1	63.2	0:11.68	2:07.10 [8] (0:17.01)	1:50.09 [9] (0:11.76)	1:38.33 [8] (0:12.37)	1:25.96 [8] (0:12.41)	1:13.55 [8] (0:12.47)	1:01.08 [8] (0:12.54)	0:48.54 [8] (0:12.20)	0:36.34	-3
9	10	CATHAY BRACELET Kyle Wilson-Taylor	5	63.6	0:11.70	2:07.19 [9] (0:16.81)	1:50.38 [7] (0:11.70)	1:38.68 [5] (0:12.35)	1:26.33 [6] (0:12.48)	1:13.85 [6] (0:12.45)	1:01.40 [6] (0:12.49)	0:48.91 [6] (0:12.16)	0:36.75	+1
10	13	MIRACLE SEVEN Craig Williams	11	63.9	0:11.67	2:07.26 [10] (0:17.36)	1:49.90 [12] (0:11.79)	1:38.11 [12] (0:12.42)	1:25.69 [11] (0:12.40)	1:13.29 [11] (0:12.38)	1:00.91 [10] (0:12.47)	0:48.44 [10] (0:12.22)	0:36.22	+3

[] Ranking at each section and finish
 -:-:- No data available at this section
 NA No data available

SCN Saddle cloth number
 DNF Did not finish
 DNT Did not track



Doomben QLD Professional

Race 1: STRADBROKE SEASON BOOK NOW Maiden Plate - 2030m

29 May 2024 - 12:14



BRISBANE
RACING CLUB

Track Rating: Soft 5, Weather: Fine, Rail Position: +5m Entire

Section		Overall	1800m	1600m	1400m	1200m	1000m	800m	Last 600m					
Field Times		2:06.40 (0:16.07)	1:50.33 (0:11.76)	1:38.57 (0:12.27)	1:26.30 (0:12.48)	1:13.82 (0:12.72)	1:01.10 (0:12.42)	0:48.68 (0:12.13)	0:36.55					
Rank	TAB Horse/Jockey	Barrier	Top Speed [km/h]	Fastest Section										Distance Travelled [m]
11	12 LINDA'S MAGIC Nozi Tomizawa	10	63.0 1800m	0:11.66 600m	2:07.27 [11] (0:17.71)	1:49.56 [13] (0:11.76)	1:37.80 [13] (0:12.45)	1:25.35 [13] (0:12.32)	1:13.03 [13] (0:12.41)	1:00.62 [12] (0:12.40)	0:48.22 [12] (0:12.20)	0:36.02	+3	
12	11 CRIMSON BEAUTY Justin Huxtable	13	63.7 1800m	0:11.84 1800m	2:07.43 [12] (0:16.79)	1:50.64 [6] (0:11.84)	1:38.80 [6] (0:12.08)	1:26.72 [5] (0:12.54)	1:14.18 [5] (0:12.28)	1:01.90 [2] (0:12.56)	0:49.34 [4] (0:12.26)	0:37.08	+9	
13	8 AMERICOLA Sean Cormack	7	63.7 Overall	0:11.89 600m	2:07.92 [13] (0:16.91)	1:51.01 [8] (0:11.99)	1:39.02 [10] (0:12.50)	1:26.52 [10] (0:12.51)	1:14.01 [10] (0:12.52)	1:01.49 [11] (0:12.50)	0:48.99 [11] (0:12.32)	0:36.67	-2	

[] Ranking at each section and finish
 -:-:-:- No data available at this section
 NA No data available

SCN Saddle cloth number
 DNF Did not finish
 DNT Did not track



Doomben QLD Professional

Race 1: STRADBROKE SEASON BOOK NOW Maiden Plate - 2030m

29 May 2024 - 12:14



BRISBANE
RACING CLUB

Track Rating: Soft 5, Weather: Fine, Rail Position: +5m Entire

Section				600m	400m	200m			Last 600m	
Field Times				0:36.55 (0:11.89)	0:24.66 (0:12.13)	0:12.53 (0:12.53)			0:36.55	
Rank	TAB	Horse/Jockey	Barrier	Top Speed [km/h]	Fastest Section	Margin			Distance Travelled [m]	
1	2	KINGFIELD James Orman	4	66.0 Overall	0:11.79 1800m	0:36.17 [3] (0:11.88)	0:24.29 [3] (0:11.81)	0:12.48 [2] (0:12.48)	2:06.40	0:36.17
2	7	LUISANA Brooke Ainsworth	9	64.4 600m	0:11.39 600m	0:35.10 [13] (0:11.39)	0:23.71 [11] (0:11.70)	0:12.01 [9] (0:12.01)	0.13L	0:35.10 +2
3	5	VERMEER Noriyuki Masuda	2	66.6 Overall	0:11.76 1800m	0:36.62 [1] (0:11.89)	0:24.73 [1] (0:12.13)	0:12.60 [1] (0:12.60)	0.39L	0:36.62 -2
4	6	BACKLIT BEAUTY Karl Zechner	6	63.2 Overall	0:11.88 600m	0:36.26 [4] (0:11.88)	0:24.38 [4] (0:11.93)	0:12.45 [3] (0:12.45)	0.62L	0:36.26 -1
5	3	PUNJABI LANDING Jag Guthmann-Chester	12	62.4 400m	0:11.88 400m	0:36.16 [7] (0:12.01)	0:24.15 [8] (0:11.88)	0:12.27 [7] (0:12.27)	1.4L	0:36.16 +2
6	4	SALAMANCAS Ryan Maloney	3	64.0 Overall	0:11.86 1800m	0:36.73 [2] (0:11.98)	0:24.75 [2] (0:12.07)	0:12.68 [4] (0:12.68)	2.06L	0:36.73 -3
7	9	APFEL Michael Rodd	8	63.1 1800m	0:11.73 600m	0:36.04 [9] (0:11.73)	0:24.31 [9] (0:11.77)	0:12.54 [8] (0:12.54)	3.12L	0:36.04 -2
8	1	HIMEJI Rikki Jamieson	1	63.2 Overall	0:11.68 600m	0:36.34 [8] (0:11.68)	0:24.66 [7] (0:11.84)	0:12.82 [6] (0:12.82)	4.1L	0:36.34 -3
9	10	CATHAY BRACELET Kyle Wilson-Taylor	5	63.6 Overall	0:11.70 1800m	0:36.75 [6] (0:11.76)	0:24.99 [5] (0:11.96)	0:13.03 [5] (0:13.03)	4.61L	0:36.75 +1
10	13	MIRACLE SEVEN Craig Williams	11	63.9 Overall	0:11.67 600m	0:36.22 [10] (0:11.67)	0:24.55 [10] (0:11.91)	0:12.64 [11] (0:12.64)	5.08L	0:36.22 +3

[] Ranking at each section and finish
 -:-:- No data available at this section
 NA No data available

SCN Saddle cloth number
 DNF Did not finish
 DNT Did not track



Doomben QLD Professional

Race 1: STRADBROKE SEASON BOOK NOW Maiden Plate - 2030m

29 May 2024 - 12:14



BRISBANE
RACING CLUB

Track Rating: Soft 5, Weather: Fine, Rail Position: +5m Entire

Section				600m	400m	200m			Last 600m		
Field Times				0:36.55 (0:11.89)	0:24.66 (0:12.13)	0:12.53 (0:12.53)			0:36.55		
Rank	TAB	Horse/Jockey	Barrier	Top Speed [km/h]	Fastest Section	Margin			Distance Travelled [m]		
11	12	LINDA'S MAGIC Nozi Tomizawa	10	63.0 1800m	0:11.66 600m	0:36.02 [11] (0:11.66)	0:24.36 [12] (0:12.09)	0:12.27 [12] (0:12.27)	5.08L	0:36.02	+3
12	11	CRIMSON BEAUTY Justin Huxtable	13	63.7 1800m	0:11.84 1800m	0:37.08 [5] (0:12.05)	0:25.03 [6] (0:12.22)	0:12.81 [10] (0:12.81)	6.07L	0:37.08	+9
13	8	AMERICOLA Sean Cormack	7	63.7 Overall	0:11.89 600m	0:36.67 [12] (0:11.89)	0:24.78 [13] (0:12.19)	0:12.59 [13] (0:12.59)	8.9L	0:36.67	-2



Horse/Jockey Name	Kingfield
Final Rank	1
Fastest Section Time (Section)	0:11.79 (1800m)
Top Speed [km/h] (Section)	66.0 (Overall)
Race State	Finished



Doomben QLD Professional
Race 1: STRADBROKE SEASON BOOK NOW Maiden Plate - 2030m

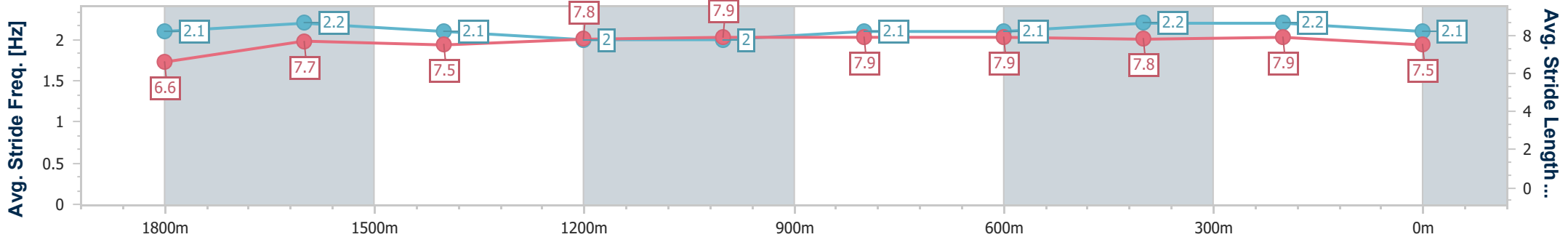
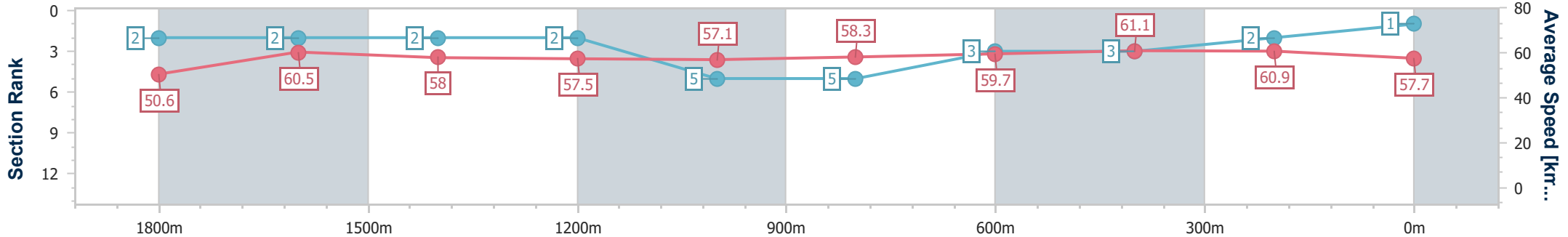


BRISBANE RACING CLUB

29 May 2024 - 12:14

Track Rating: Soft 5, Weather: Fine, Rail Position: +5m Entire

Section	Overall	1800m	1600m	1400m	1200m	1000m	800m	600m	400m	200m
Section Times	2:06.40 [1] (0:16.34)	1:50.06 [2] (0:11.79)	1:38.27 [2] (0:12.37)	1:25.90 [2] (0:12.52)	1:13.38 [2] (0:12.64)	1:00.74 [5] (0:12.43)	0:48.31 [5] (0:12.14)	0:36.17 [3] (0:11.88)	0:24.29 [3] (0:11.81)	0:12.48 [2] (0:12.48)
Average Speed [km/h]	50.6	60.5	58.0	57.5	57.1	58.3	59.7	61.1	60.9	57.7
Top Speed [km/h]	66.0	63.8	59.1	59.1	58.5	59.1	62.5	62.4	61.9	60.9
Avg. Dist. to Rail [m]	2.1	1.8	0.6	0.4	1.3	1.7	1.9	1.2	0.5	0.5
Avg. Stride Freq. [Hz]	2.1	2.2	2.1	2.0	2.0	2.1	2.1	2.2	2.2	2.1
Avg. Stride Length [m]	6.6	7.7	7.5	7.8	7.9	7.9	7.9	7.8	7.9	7.5



- [] Ranking at each section and finish
- .-.- No data available at this section
- NA No data available



Horse/Jockey Name	Luisana
Final Rank	2
Fastest Section Time (Section)	0:11.39 (600m)
Top Speed [km/h] (Section)	64.4 (600m)
Race State	Finished

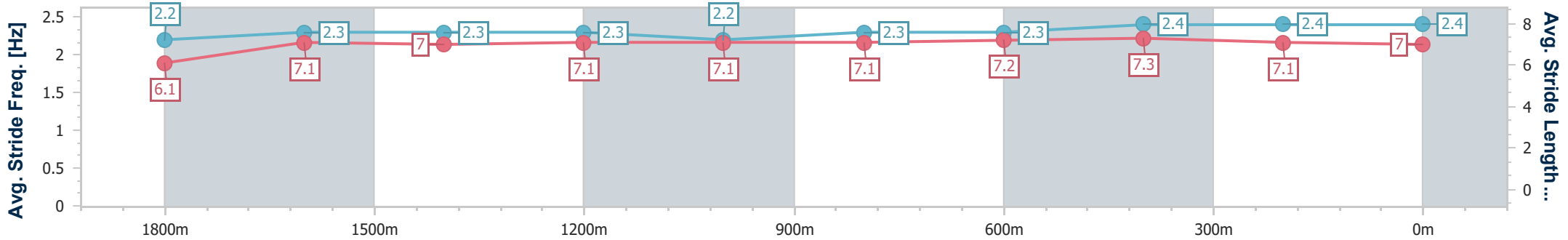
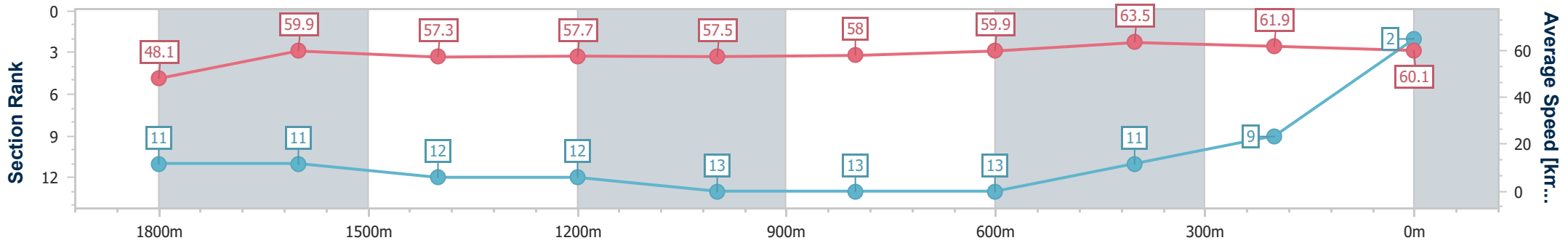


Doomben QLD Professional
Race 1: STRADBROKE SEASON BOOK NOW Maiden Plate - 2030m
 29 May 2024 - 12:14
 Track Rating: Soft 5, Weather: Fine, Rail Position: +5m Entire



BRISBANE
RACING CLUB

Section	Overall	1800m	1600m	1400m	1200m	1000m	800m	600m	400m	200m
Section Times	2:06.42 [2] (0:17.24)	1:49.18 [11] (0:11.90)	1:37.28 [11] (0:12.51)	1:24.77 [12] (0:12.54)	1:12.23 [12] (0:12.56)	0:59.67 [13] (0:12.45)	0:47.22 [13] (0:12.12)	0:35.10 [13] (0:11.39)	0:23.71 [11] (0:11.70)	0:12.01 [9] (0:12.01)
Average Speed [km/h]	48.1	59.9	57.3	57.7	57.5	58.0	59.9	63.5	61.9	60.1
Top Speed [km/h]	63.8	62.4	58.4	59.5	59.1	60.5	63.6	64.4	62.7	61.7
Avg. Dist. to Rail [m]	3.5	1.9	0.9	0.9	1.5	1.7	1.5	1.2	3.9	3.9
Avg. Stride Freq. [Hz]	2.2	2.3	2.3	2.3	2.2	2.3	2.3	2.4	2.4	2.4
Avg. Stride Length [m]	6.1	7.1	7.0	7.1	7.1	7.1	7.2	7.3	7.1	7.0



- [] Ranking at each section and finish
- .-.- No data available at this section
- NA No data available



Horse/Jockey Name	Vermeer
Final Rank	3
Fastest Section Time (Section)	0:11.76 (1800m)
Top Speed [km/h] (Section)	66.6 (Overall)
Race State	Finished



Doomben QLD Professional
Race 1: STRADBROKE SEASON BOOK NOW Maiden Plate - 2030m

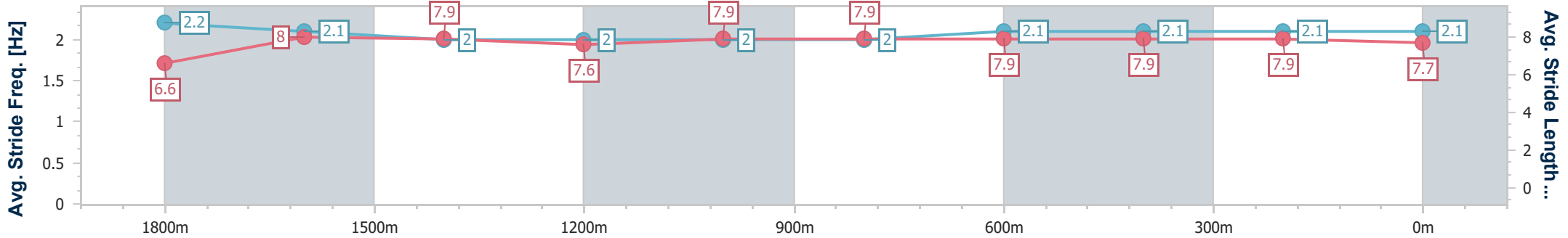
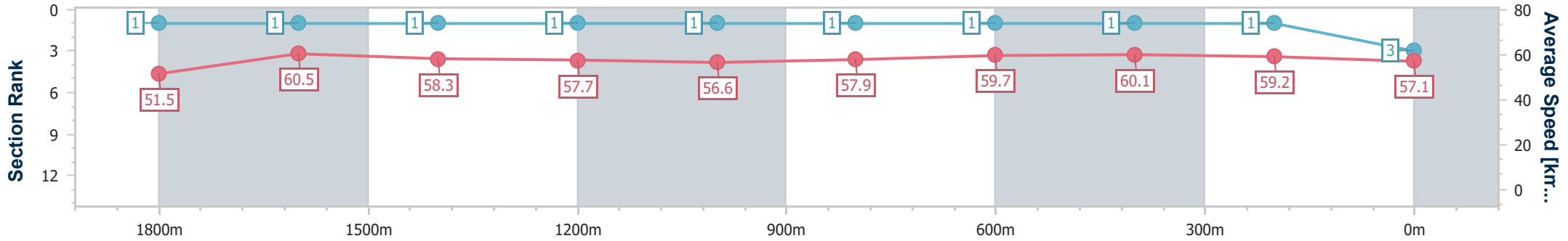


BRISBANE RACING CLUB

29 May 2024 - 12:14

Track Rating: Soft 5, Weather: Fine, Rail Position: +5m Entire

Section	Overall	1800m	1600m	1400m	1200m	1000m	800m	600m	400m	200m
Section Times	2:06.47 [3] (0:16.07)	1:50.40 [1] (0:11.76)	1:38.64 [1] (0:12.27)	1:26.37 [1] (0:12.48)	1:13.89 [1] (0:12.72)	1:01.17 [1] (0:12.42)	0:48.75 [1] (0:12.13)	0:36.62 [1] (0:11.89)	0:24.73 [1] (0:12.13)	0:12.60 [1] (0:12.60)
Average Speed [km/h]	51.5	60.5	58.3	57.7	56.6	57.9	59.7	60.1	59.2	57.1
Top Speed [km/h]	66.6	64.4	59.5	58.3	57.7	59.5	60.4	60.7	60.0	58.7
Avg. Dist. to Rail [m]	1.6	2.0	1.5	0.3	0.7	1.2	0.5	1.0	1.5	1.3
Avg. Stride Freq. [Hz]	2.2	2.1	2.0	2.0	2.0	2.0	2.1	2.1	2.1	2.1
Avg. Stride Length [m]	6.6	8.0	7.9	7.6	7.9	7.9	7.9	7.9	7.9	7.7



- [] Ranking at each section and finish
- .-.- No data available at this section
- NA No data available



Horse/Jockey Name	Backlit Beauty
Final Rank	4
Fastest Section Time (Section)	0:11.88 (600m)
Top Speed [km/h] (Section)	63.2 (Overall)
Race State	Finished

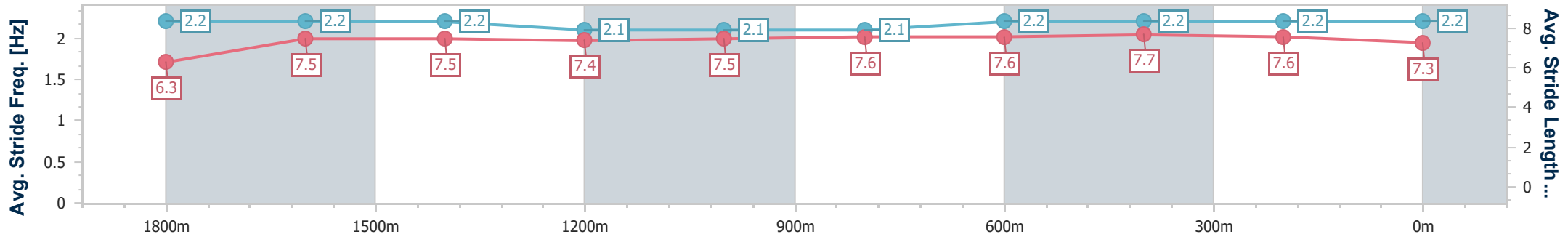
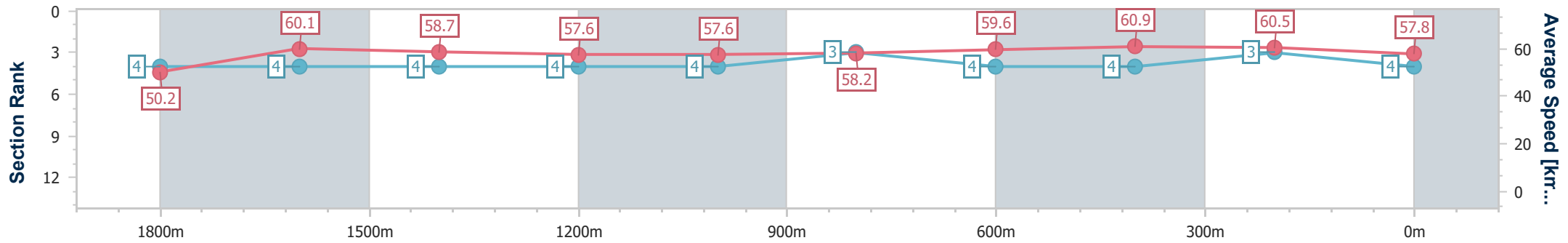


Doomben QLD Professional
Race 1: STRADBROKE SEASON BOOK NOW Maiden Plate - 2030m
 29 May 2024 - 12:14
 Track Rating: Soft 5, Weather: Fine, Rail Position: +5m Entire



BRISBANE
RACING CLUB

Section	Overall	1800m	1600m	1400m	1200m	1000m	800m	600m	400m	200m
Section Times	2:06.51 [4] (0:16.49)	1:50.02 [4] (0:11.90)	1:38.12 [4] (0:12.22)	1:25.90 [4] (0:12.53)	1:13.37 [4] (0:12.51)	1:00.86 [4] (0:12.43)	0:48.43 [3] (0:12.17)	0:36.26 [4] (0:11.88)	0:24.38 [4] (0:11.93)	0:12.45 [3] (0:12.45)
Average Speed [km/h]	50.2	60.1	58.7	57.6	57.6	58.2	59.6	60.9	60.5	57.8
Top Speed [km/h]	63.2	62.9	59.2	58.3	58.5	59.3	62.2	62.3	61.2	59.0
Avg. Dist. to Rail [m]	3.4	1.4	0.8	0.6	1.6	1.9	1.5	1.0	0.4	0.7
Avg. Stride Freq. [Hz]	2.2	2.2	2.2	2.1	2.1	2.1	2.2	2.2	2.2	2.2
Avg. Stride Length [m]	6.3	7.5	7.5	7.4	7.5	7.6	7.6	7.7	7.6	7.3



- [] Ranking at each section and finish
- .-.- No data available at this section
- NA No data available



Horse/Jockey Name	Punjabi Landing
Final Rank	5
Fastest Section Time (Section)	0:11.88 (400m)
Top Speed [km/h] (Section)	62.4 (400m)
Race State	Finished



Doomben QLD Professional
Race 1: STRADBROKE SEASON BOOK NOW Maiden Plate - 2030m

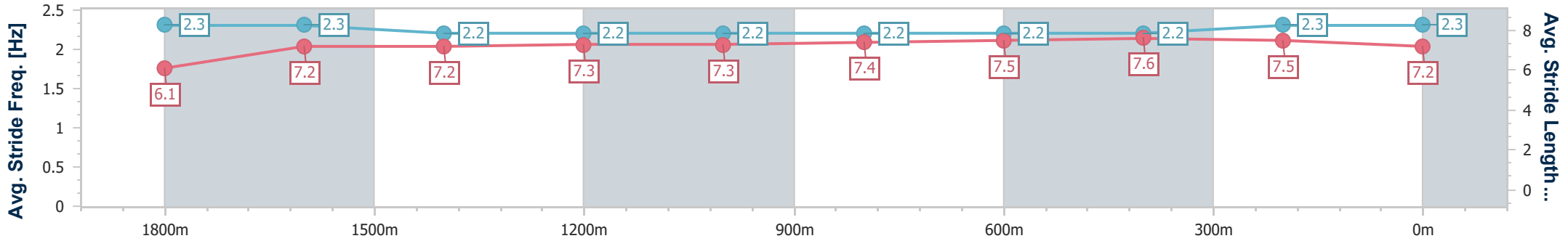
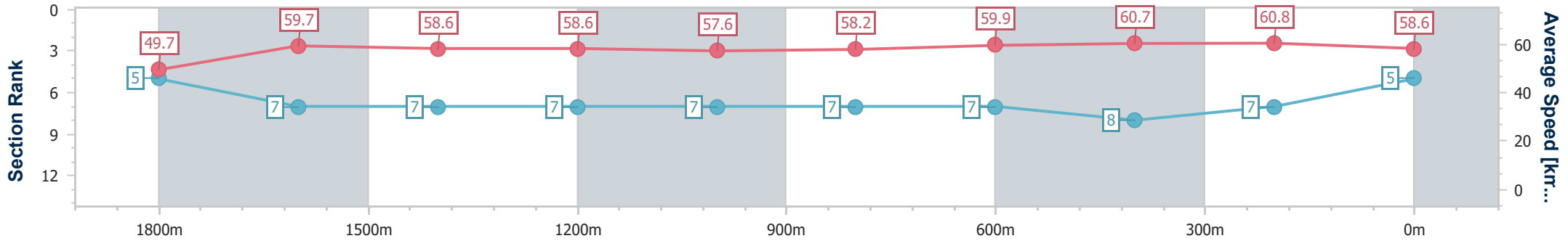


BRISBANE
RACING CLUB

29 May 2024 - 12:14

Track Rating: Soft 5, Weather: Fine, Rail Position: +5m Entire

Section	Overall	1800m	1600m	1400m	1200m	1000m	800m	600m	400m	200m
Section Times	2:06.64 [5] (0:16.70)	1:49.94 [5] (0:11.95)	1:37.99 [7] (0:12.31)	1:25.68 [7] (0:12.44)	1:13.24 [7] (0:12.52)	1:00.72 [7] (0:12.40)	0:48.32 [7] (0:12.16)	0:36.16 [7] (0:12.01)	0:24.15 [8] (0:11.88)	0:12.27 [7] (0:12.27)
Average Speed [km/h]	49.7	59.7	58.6	58.6	57.6	58.2	59.9	60.7	60.8	58.6
Top Speed [km/h]	61.9	62.3	59.5	59.7	58.7	59.7	61.6	61.5	62.4	60.4
Avg. Dist. to Rail [m]	5.7	0.9	0.5	1.8	2.1	1.9	2.3	1.8	2.0	2.5
Avg. Stride Freq. [Hz]	2.3	2.3	2.2	2.2	2.2	2.2	2.2	2.2	2.3	2.3
Avg. Stride Length [m]	6.1	7.2	7.2	7.3	7.3	7.4	7.5	7.6	7.5	7.2



- [] Ranking at each section and finish
- .-.- No data available at this section
- NA No data available



Horse/Jockey Name	Salamancas
Final Rank	6
Fastest Section Time (Section)	0:11.86 (1800m)
Top Speed [km/h] (Section)	64.0 (Overall)
Race State	Finished



Doomben QLD Professional
Race 1: STRADBROKE SEASON BOOK NOW Maiden Plate - 2030m

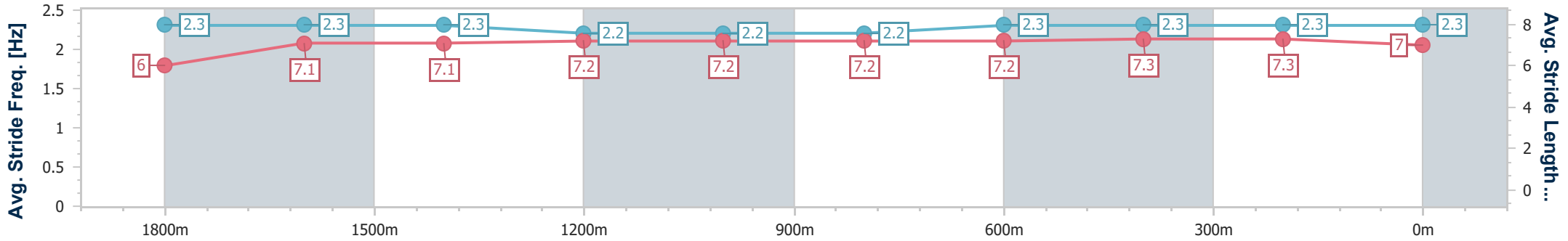
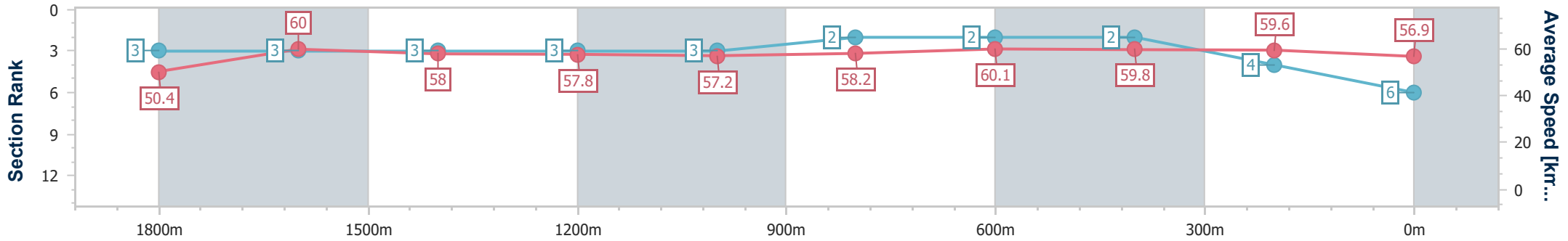


BRISBANE RACING CLUB

29 May 2024 - 12:14

Track Rating: Soft 5, Weather: Fine, Rail Position: +5m Entire

Section	Overall	1800m	1600m	1400m	1200m	1000m	800m	600m	400m	200m
Section Times	2:06.75 [6] (0:16.39)	1:50.36 [3] (0:11.86)	1:38.50 [3] (0:12.34)	1:26.16 [3] (0:12.45)	1:13.71 [3] (0:12.57)	1:01.14 [3] (0:12.44)	0:48.70 [2] (0:11.97)	0:36.73 [2] (0:11.98)	0:24.75 [2] (0:12.07)	0:12.68 [4] (0:12.68)
Average Speed [km/h]	50.4	60.0	58.0	57.8	57.2	58.2	60.1	59.8	59.6	56.9
Top Speed [km/h]	64.0	63.6	58.9	58.4	58.4	58.7	62.2	60.8	59.9	58.7
Avg. Dist. to Rail [m]	1.2	2.3	1.1	0.3	0.6	0.9	0.3	0.8	1.0	0.6
Avg. Stride Freq. [Hz]	2.3	2.3	2.3	2.2	2.2	2.2	2.3	2.3	2.3	2.3
Avg. Stride Length [m]	6.0	7.1	7.1	7.2	7.2	7.2	7.2	7.3	7.3	7.0



- [] Ranking at each section and finish
- .-.- No data available at this section
- NA No data available



Horse/Jockey Name	Apfel
Final Rank	7
Fastest Section Time (Section)	0:11.73 (600m)
Top Speed [km/h] (Section)	63.1 (1800m)
Race State	Finished



Doomben QLD Professional
Race 1: STRADBROKE SEASON BOOK NOW Maiden Plate - 2030m

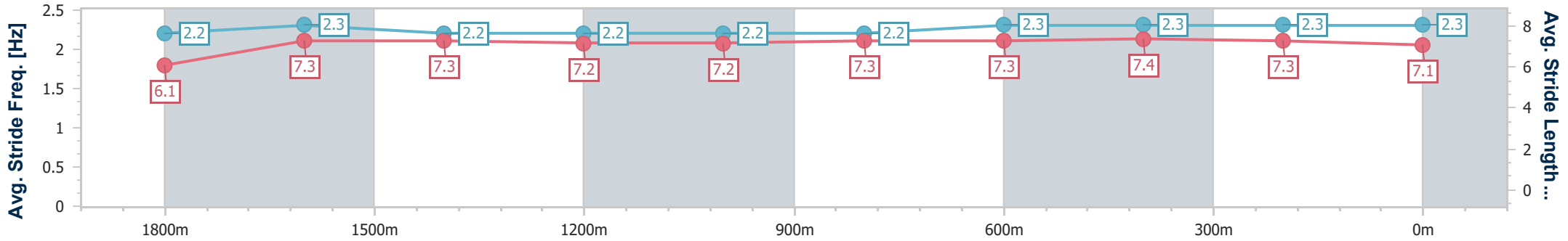
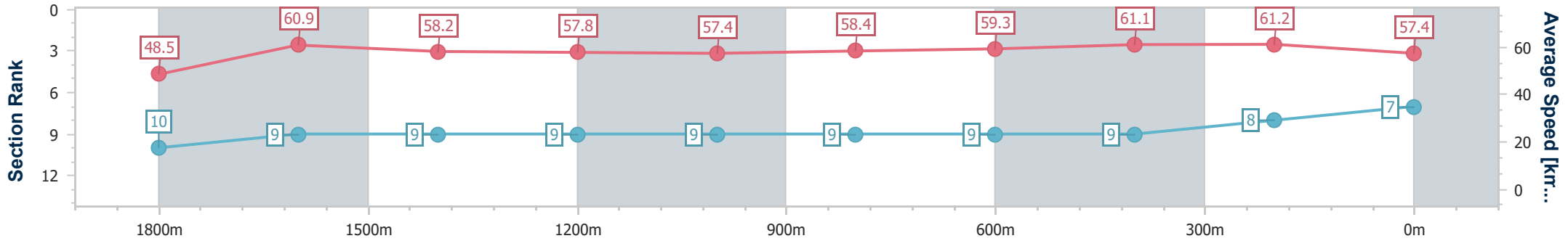


BRISBANE
RACING CLUB

29 May 2024 - 12:14

Track Rating: Soft 5, Weather: Fine, Rail Position: +5m Entire

Section	Overall	1800m	1600m	1400m	1200m	1000m	800m	600m	400m	200m
Section Times	2:06.93 [7] (0:17.06)	1:49.87 [10] (0:11.80)	1:38.07 [9] (0:12.32)	1:25.75 [9] (0:12.49)	1:13.26 [9] (0:12.57)	1:00.69 [9] (0:12.41)	0:48.28 [9] (0:12.24)	0:36.04 [9] (0:11.73)	0:24.31 [9] (0:11.77)	0:12.54 [8] (0:12.54)
Average Speed [km/h]	48.5	60.9	58.2	57.8	57.4	58.4	59.3	61.1	61.2	57.4
Top Speed [km/h]	63.1	63.1	59.8	59.7	58.5	59.8	62.5	62.9	62.3	61.1
Avg. Dist. to Rail [m]	3.1	0.8	0.6	0.5	1.5	1.8	1.3	0.4	0.7	1.4
Avg. Stride Freq. [Hz]	2.2	2.3	2.2	2.2	2.2	2.2	2.3	2.3	2.3	2.3
Avg. Stride Length [m]	6.1	7.3	7.3	7.2	7.2	7.3	7.3	7.4	7.3	7.1



- [] Ranking at each section and finish
- .-.- No data available at this section
- NA No data available



Horse/Jockey Name	Himeji
Final Rank	8
Fastest Section Time (Section)	0:11.68 (600m)
Top Speed [km/h] (Section)	63.2 (Overall)
Race State	Finished



Doomben QLD Professional
Race 1: STRADBROKE SEASON BOOK NOW Maiden Plate - 2030m

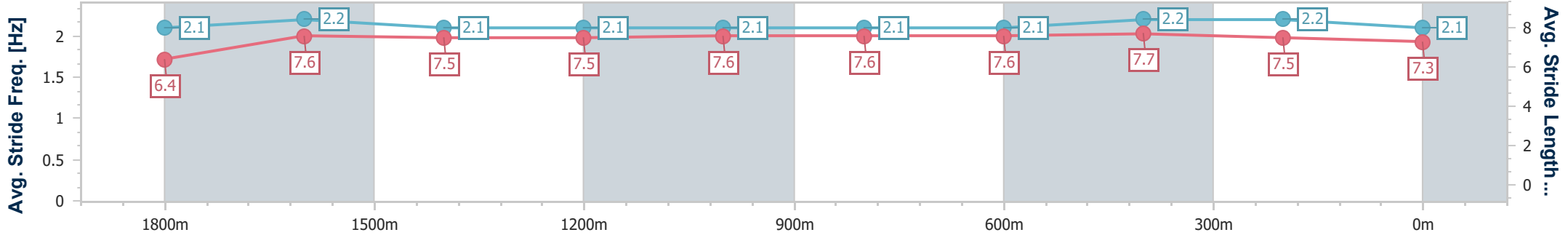
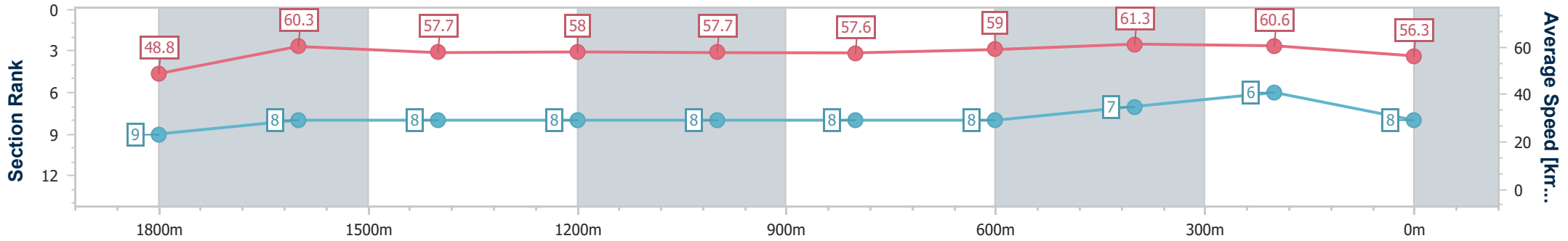


BRISBANE
RACING CLUB

29 May 2024 - 12:14

Track Rating: Soft 5, Weather: Fine, Rail Position: +5m Entire

Section	Overall	1800m	1600m	1400m	1200m	1000m	800m	600m	400m	200m
Section Times	2:07.10 [8] (0:17.01)	1:50.09 [9] (0:11.76)	1:38.33 [8] (0:12.37)	1:25.96 [8] (0:12.41)	1:13.55 [8] (0:12.47)	1:01.08 [8] (0:12.54)	0:48.54 [8] (0:12.20)	0:36.34 [8] (0:11.68)	0:24.66 [7] (0:11.84)	0:12.82 [6] (0:12.82)
Average Speed [km/h]	48.8	60.3	57.7	58.0	57.7	57.6	59.0	61.3	60.6	56.3
Top Speed [km/h]	63.2	62.4	58.4	58.6	59.0	58.7	60.8	62.2	61.2	60.6
Avg. Dist. to Rail [m]	2.2	2.6	1.6	0.3	0.5	0.7	0.3	0.8	1.2	1.1
Avg. Stride Freq. [Hz]	2.1	2.2	2.1	2.1	2.1	2.1	2.1	2.2	2.2	2.1
Avg. Stride Length [m]	6.4	7.6	7.5	7.5	7.6	7.6	7.6	7.7	7.5	7.3



- [] Ranking at each section and finish
- .-.- No data available at this section
- NA No data available



Horse/Jockey Name	Cathay Bracelet
Final Rank	9
Fastest Section Time (Section)	0:11.70 (1800m)
Top Speed [km/h] (Section)	63.6 (Overall)
Race State	Finished



Doomben QLD Professional
Race 1: STRADBROKE SEASON BOOK NOW Maiden Plate - 2030m

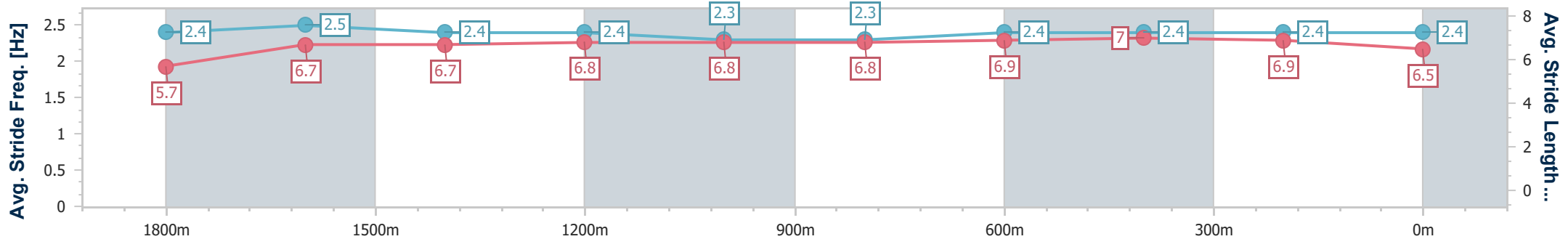
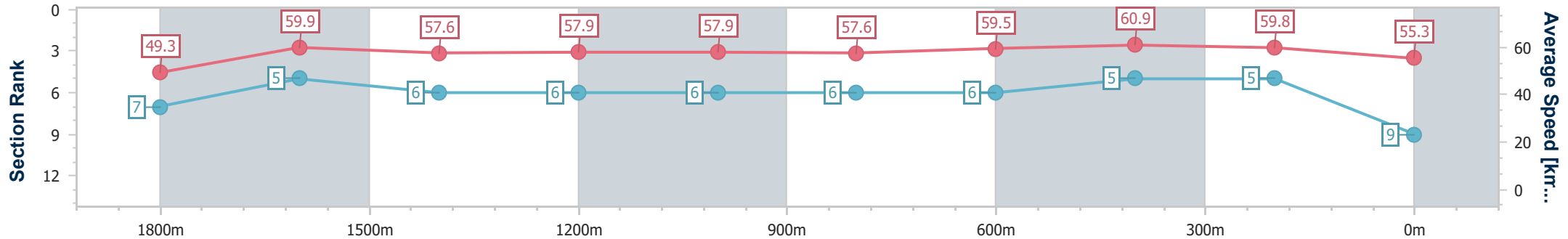


BRISBANE RACING CLUB

29 May 2024 - 12:14

Track Rating: Soft 5, Weather: Fine, Rail Position: +5m Entire

Section	Overall	1800m	1600m	1400m	1200m	1000m	800m	600m	400m	200m
Section Times	2:07.19 [9] (0:16.81)	1:50.38 [7] (0:11.70)	1:38.68 [5] (0:12.35)	1:26.33 [6] (0:12.48)	1:13.85 [6] (0:12.45)	1:01.40 [6] (0:12.49)	0:48.91 [6] (0:12.16)	0:36.75 [6] (0:11.76)	0:24.99 [5] (0:11.96)	0:13.03 [5] (0:13.03)
Average Speed [km/h]	49.3	59.9	57.6	57.9	57.9	57.6	59.5	60.9	59.8	55.3
Top Speed [km/h]	63.6	62.9	58.7	58.2	58.8	59.1	61.6	62.0	61.4	58.1
Avg. Dist. to Rail [m]	2.5	4.7	2.0	0.5	0.8	1.2	0.9	1.0	2.7	2.6
Avg. Stride Freq. [Hz]	2.4	2.5	2.4	2.4	2.3	2.3	2.4	2.4	2.4	2.4
Avg. Stride Length [m]	5.7	6.7	6.7	6.8	6.8	6.8	6.9	7.0	6.9	6.5



- [] Ranking at each section and finish
- .-.- No data available at this section
- NA No data available



Horse/Jockey Name	Miracle Seven
Final Rank	10
Fastest Section Time (Section)	0:11.67 (600m)
Top Speed [km/h] (Section)	63.9 (Overall)
Race State	Finished



Doomben QLD Professional
Race 1: STRADBROKE SEASON BOOK NOW Maiden Plate - 2030m

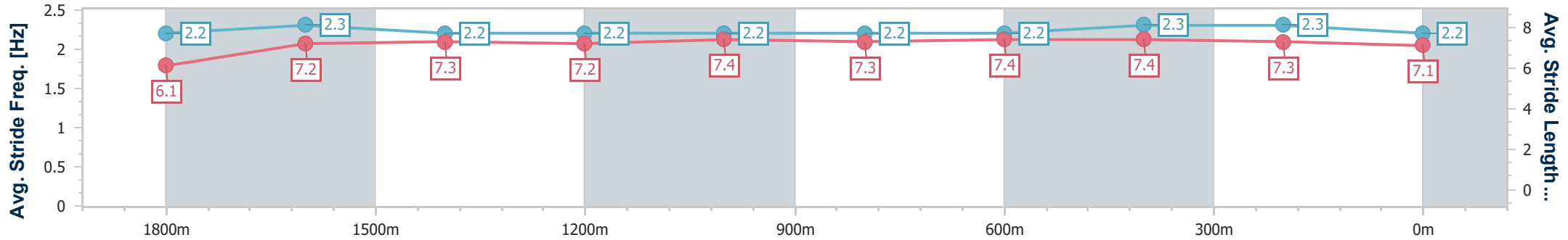
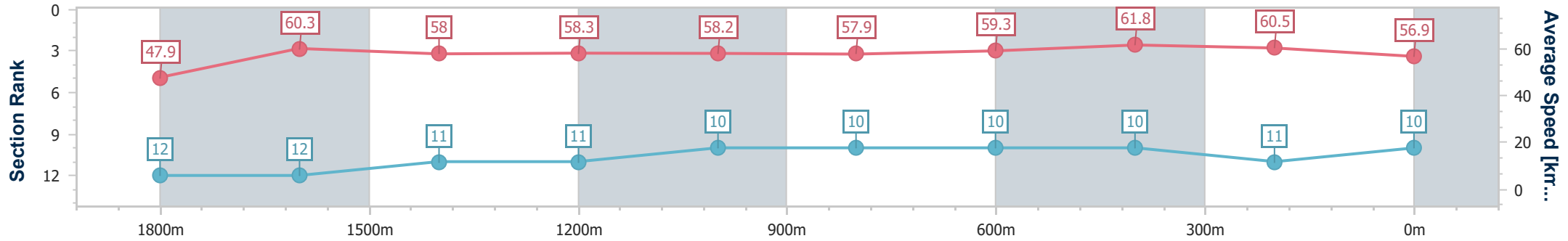


BRISBANE RACING CLUB

29 May 2024 - 12:14

Track Rating: Soft 5, Weather: Fine, Rail Position: +5m Entire

Section	Overall	1800m	1600m	1400m	1200m	1000m	800m	600m	400m	200m
Section Times	2:07.26 [10] (0:17.36)	1:49.90 [12] (0:11.79)	1:38.11 [12] (0:12.42)	1:25.69 [11] (0:12.40)	1:13.29 [11] (0:12.38)	1:00.91 [10] (0:12.47)	0:48.44 [10] (0:12.22)	0:36.22 [10] (0:11.67)	0:24.55 [10] (0:11.91)	0:12.64 [11] (0:12.64)
Average Speed [km/h]	47.9	60.3	58.0	58.3	58.2	57.9	59.3	61.8	60.5	56.9
Top Speed [km/h]	63.9	63.5	58.4	59.3	59.0	58.8	61.7	62.7	61.5	59.1
Avg. Dist. to Rail [m]	4.9	1.7	0.3	0.9	1.5	0.6	1.2	0.3	2.3	3.4
Avg. Stride Freq. [Hz]	2.2	2.3	2.2	2.2	2.2	2.2	2.2	2.3	2.3	2.2
Avg. Stride Length [m]	6.1	7.2	7.3	7.2	7.4	7.3	7.4	7.4	7.3	7.1



- [] Ranking at each section and finish
- .-.- No data available at this section
- NA No data available



Horse/Jockey Name	Linda's Magic
Final Rank	11
Fastest Section Time (Section)	0:11.66 (600m)
Top Speed [km/h] (Section)	63.0 (1800m)
Race State	Finished

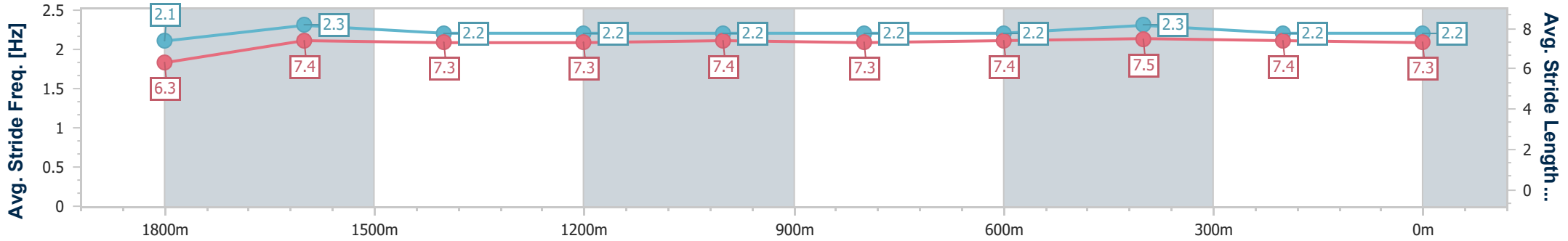
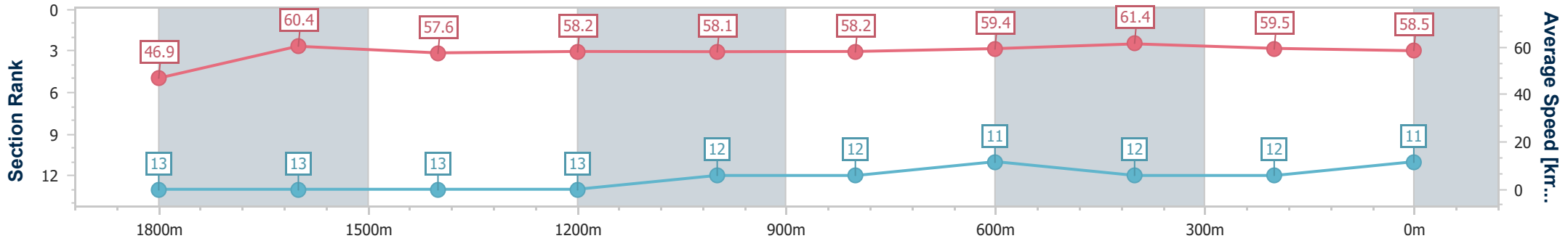


Doomben QLD Professional
Race 1: STRADBROKE SEASON BOOK NOW Maiden Plate - 2030m
 29 May 2024 - 12:14
 Track Rating: Soft 5, Weather: Fine, Rail Position: +5m Entire



BRISBANE
RACING CLUB

Section	Overall	1800m	1600m	1400m	1200m	1000m	800m	600m	400m	200m
Section Times	2:07.27 [11] (0:17.71)	1:49.56 [13] (0:11.76)	1:37.80 [13] (0:12.45)	1:25.35 [13] (0:12.32)	1:13.03 [13] (0:12.41)	1:00.62 [12] (0:12.40)	0:48.22 [12] (0:12.20)	0:36.02 [11] (0:11.66)	0:24.36 [12] (0:12.09)	0:12.27 [12] (0:12.27)
Average Speed [km/h]	46.9	60.4	57.6	58.2	58.1	58.2	59.4	61.4	59.5	58.5
Top Speed [km/h]	62.6	63.0	58.2	58.9	59.0	60.9	61.0	62.0	60.4	59.4
Avg. Dist. to Rail [m]	4.5	1.8	1.5	0.5	0.8	1.3	0.9	0.8	1.8	2.9
Avg. Stride Freq. [Hz]	2.1	2.3	2.2	2.2	2.2	2.2	2.2	2.3	2.2	2.2
Avg. Stride Length [m]	6.3	7.4	7.3	7.3	7.4	7.3	7.4	7.5	7.4	7.3



- [] Ranking at each section and finish
- .-.- No data available at this section
- NA No data available



Horse/Jockey Name	Crimson Beauty
Final Rank	12
Fastest Section Time (Section)	0:11.84 (1800m)
Top Speed [km/h] (Section)	63.7 (1800m)
Race State	Finished



Doomben QLD Professional
Race 1: STRADBROKE SEASON BOOK NOW Maiden Plate - 2030m

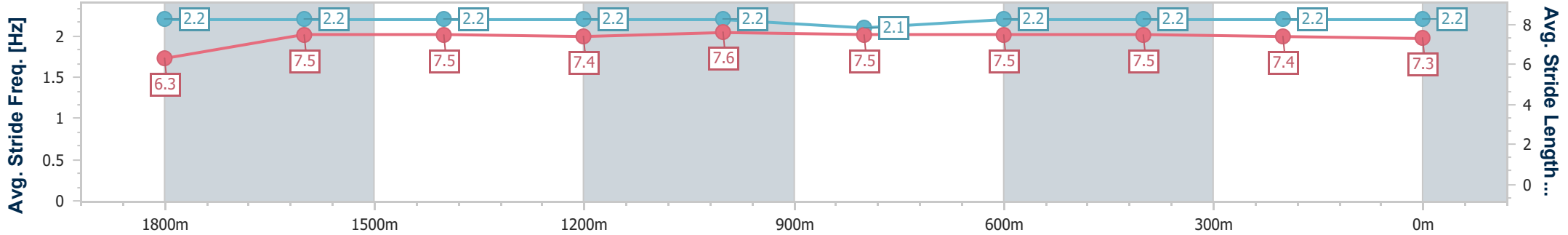
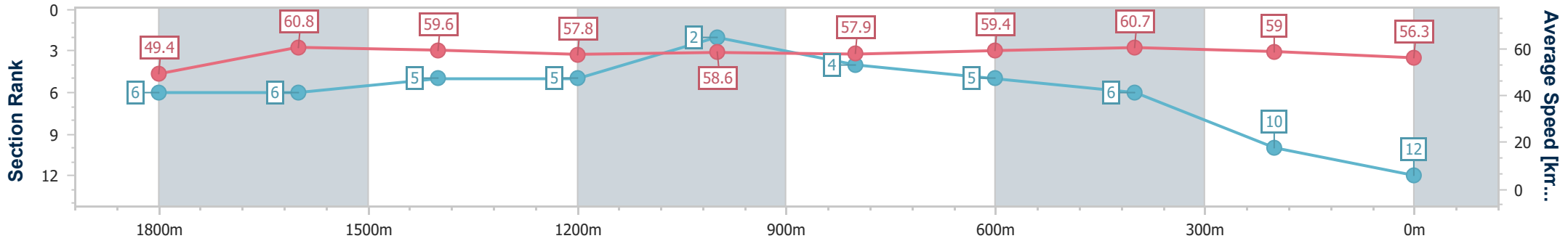


BRISBANE RACING CLUB

29 May 2024 - 12:14

Track Rating: Soft 5, Weather: Fine, Rail Position: +5m Entire

Section	Overall	1800m	1600m	1400m	1200m	1000m	800m	600m	400m	200m
Section Times	2:07.43 [12] (0:16.79)	1:50.64 [6] (0:11.84)	1:38.80 [6] (0:12.08)	1:26.72 [5] (0:12.54)	1:14.18 [5] (0:12.28)	1:01.90 [2] (0:12.56)	0:49.34 [4] (0:12.26)	0:37.08 [5] (0:12.05)	0:25.03 [6] (0:12.22)	0:12.81 [10] (0:12.81)
Average Speed [km/h]	49.4	60.8	59.6	57.8	58.6	57.9	59.4	60.7	59.0	56.3
Top Speed [km/h]	63.7	63.7	60.6	58.9	59.2	58.7	62.6	62.8	60.0	59.1
Avg. Dist. to Rail [m]	6.9	0.5	0.5	1.3	3.0	3.1	3.0	2.3	2.3	2.3
Avg. Stride Freq. [Hz]	2.2	2.2	2.2	2.2	2.2	2.1	2.2	2.2	2.2	2.2
Avg. Stride Length [m]	6.3	7.5	7.5	7.4	7.6	7.5	7.5	7.5	7.4	7.3



- [] Ranking at each section and finish
- .-.- No data available at this section
- NA No data available



Horse/Jockey Name	Americola
Final Rank	13
Fastest Section Time (Section)	0:11.89 (600m)
Top Speed [km/h] (Section)	63.7 (Overall)
Race State	Finished

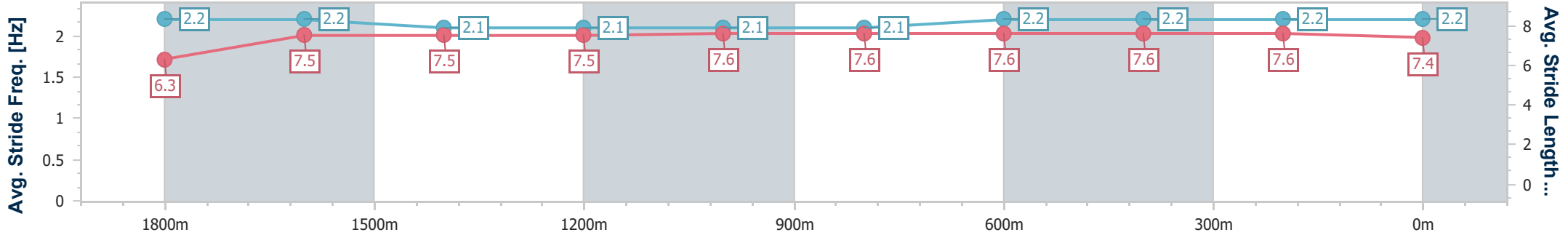
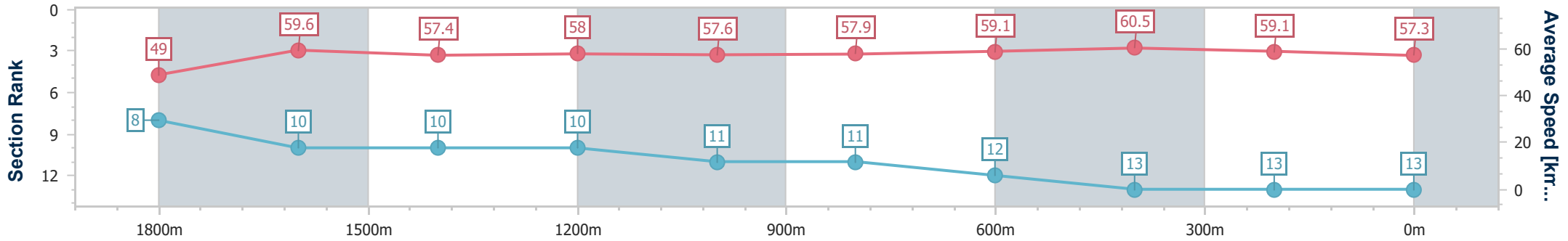


Doomben QLD Professional
Race 1: STRADBROKE SEASON BOOK NOW Maiden Plate - 2030m
 29 May 2024 - 12:14
 Track Rating: Soft 5, Weather: Fine, Rail Position: +5m Entire



BRISBANE
RACING CLUB

Section	Overall	1800m	1600m	1400m	1200m	1000m	800m	600m	400m	200m
Section Times	2:07.92 [13] (0:16.91)	1:51.01 [8] (0:11.99)	1:39.02 [10] (0:12.50)	1:26.52 [10] (0:12.51)	1:14.01 [10] (0:12.52)	1:01.49 [11] (0:12.50)	0:48.99 [11] (0:12.32)	0:36.67 [12] (0:11.89)	0:24.78 [13] (0:12.19)	0:12.59 [13] (0:12.59)
Average Speed [km/h]	49.0	59.6	57.4	58.0	57.6	57.9	59.1	60.5	59.1	57.3
Top Speed [km/h]	63.7	61.5	58.3	59.6	58.6	59.3	60.4	60.9	59.7	59.6
Avg. Dist. to Rail [m]	3.0	1.3	0.6	1.1	2.2	2.6	2.0	0.4	2.6	4.3
Avg. Stride Freq. [Hz]	2.2	2.2	2.1	2.1	2.1	2.1	2.2	2.2	2.2	2.2
Avg. Stride Length [m]	6.3	7.5	7.5	7.5	7.6	7.6	7.6	7.6	7.6	7.4



- [] Ranking at each section and finish
- .-.- No data available at this section
- NA No data available



Doomben QLD Professional

Race 2: LADBROKES BLACKBOOK QTIS Two-Year-Old Handicap - 1200m

29 May 2024 - 12:44



BRISBANE
RACING CLUB

Track Rating: Soft 5, Weather: Fine, Rail Position: +5m Entire

Section		Overall	1000m	800m	600m	400m	200m	Last 600m					
Field Times		1:10.53 (0:13.18)	0:57.35 (0:10.45)	0:46.90 (0:11.61)	0:35.29 (0:11.98)	0:23.31 (0:11.47)	0:11.84 (0:11.84)	0:35.29					
Rank	TAB Horse/Jockey	Barrier	Top Speed [km/h]	Fastest Section							Margin	Distance Travelled [m]	
1	5 DON'T FORGET JACK Rory Hutchings	3	70.2	0:10.78	1:10.53 [1] (0:13.58)	0:56.95 [7] (0:10.78)	0:46.17 [6] (0:11.62)	0:34.55 [6] (0:11.71)	0:22.84 [6] (0:11.15)	0:11.69 [3] (0:11.69)	1:10.53	0:34.55	
2	7 APPELLANT Craig Williams	10	67.8	0:10.95	1:11.04 [2] (0:13.72)	0:57.32 [8] (0:10.95)	0:46.37 [8] (0:11.45)	0:34.92 [7] (0:11.69)	0:23.23 [9] (0:11.36)	0:11.87 [8] (0:11.87)	3.01L	0:34.92	-5
3	15 MISHANI SUSPECT Nikita Beriman	15	67.7	0:11.04	1:11.17 [3] (0:13.57)	0:57.60 [6] (0:11.04)	0:46.56 [7] (0:11.52)	0:35.04 [8] (0:11.66)	0:23.38 [7] (0:11.47)	0:11.91 [9] (0:11.91)	3.77L	0:35.04	-2
4	4 APUNTAR Tahlia Fenlon	5	67.6	0:11.07	1:11.24 [4] (0:13.88)	0:57.36 [9] (0:11.07)	0:46.29 [10] (0:11.43)	0:34.86 [11] (0:11.69)	0:23.17 [10] (0:11.33)	0:11.84 [10] (0:11.84)	4.2L	0:34.86	+3
5	6 EAGLE'S FIRE Nozi Tomizawa	9	70.1	0:10.82	1:11.35 [5] (0:13.20)	0:58.15 [2] (0:10.82)	0:47.33 [3] (0:11.66)	0:35.67 [4] (0:11.89)	0:23.78 [5] (0:11.42)	0:12.36 [5] (0:12.36)	4.82L	0:35.67	+2
6	13 BLANTONS RUN Bailey Wheeler	4	67.1	0:10.98	1:11.42 [6] (0:13.90)	0:57.52 [10] (0:10.98)	0:46.54 [9] (0:11.42)	0:35.12 [9] (0:11.83)	0:23.29 [11] (0:11.37)	0:11.92 [11] (0:11.92)	5.25L	0:35.12	-3
7	14 MISHANI FIRE Samantha Collett	13	67.5	0:10.85	1:11.57 [7] (0:13.36)	0:58.21 [4] (0:10.85)	0:47.36 [4] (0:11.37)	0:35.99 [3] (0:11.83)	0:24.16 [3] (0:11.58)	0:12.58 [4] (0:12.58)	6.12L	0:35.99	+0
8	9 PULPIT Martin Harley	7	67.0	0:11.01	1:11.58 [8] (0:14.13)	0:57.45 [11] (0:11.01)	0:46.44 [11] (0:11.19)	0:35.25 [10] (0:11.47)	0:23.78 [8] (0:11.36)	0:12.42 [7] (0:12.42)	6.23L	0:35.25	-4
9	16 BONFIRE SPARK Madeleine Wishart	14	70.6	0:10.45	1:11.60 [9] (0:13.18)	0:58.42 [1] (0:10.45)	0:47.97 [1] (0:11.61)	0:36.36 [1] (0:11.98)	0:24.38 [1] (0:11.47)	0:12.91 [1] (0:12.91)	6.33L	0:36.36	-3
10	3 THE GAMBLING GREEK Angela Jones	8	70.2	0:10.64	1:11.61 [10] (0:13.28)	0:58.33 [3] (0:10.64)	0:47.69 [2] (0:11.49)	0:36.20 [2] (0:11.86)	0:24.34 [2] (0:11.57)	0:12.77 [2] (0:12.77)	6.39L	0:36.20	-4

Scratched: Balastier (#1), San Jose Boy (#11), Shelstein (#12), Borogoru (#8), Remlap Kava (#10)

Report Created: Wed 29 May 2024 13:29 GMT+10 (Note: Timing is based on position data)

Page 1/13

[] Ranking at each section and finish
 -:-:- No data available at this section
 NA No data available
 SCN Saddle cloth number
 DNF Did not finish
 DNT Did not track

data processed by TRIPLES DATA



Doomben QLD Professional
Race 2: LADBROKES BLACKBOOK QTIS Two-Year-Old Handicap - 1200m
29 May 2024 - 12:44



Track Rating: Soft 5, Weather: Fine, Rail Position: +5m Entire

Section	Overall	1000m	800m	600m	400m	200m	Last 600m
Field Times	1:10.53 (0:13.18)	0:57.35 (0:10.45)	0:46.90 (0:11.61)	0:35.29 (0:11.98)	0:23.31 (0:11.47)	0:11.84 (0:11.84)	0:35.29

Rank	TAB	Horse/Jockey	Barrier	Top Speed [km/h]	Fastest Section	Margin	Distance Travelled [m]
11	2	SPIRIT FOX	2	69.6	0:10.78	9.02L	-5
		Kyle Wilson-Taylor		1000m	1000m		

Scratched: Balastier (#1), San Jose Boy (#11), Shelstein (#12), Borogoru (#8), Remlap Kava (#10)

[] Ranking at each section and finish
 -:--:-- No data available at this section
 NA No data available

SCN Saddle cloth number
 DNF Did not finish
 DNT Did not track



Horse/Jockey Name	Don't Forget Jack
Final Rank	1
Fastest Section Time (Section)	0:10.78 (1000m)
Top Speed [km/h] (Section)	70.2 (1000m)
Race State	Finished



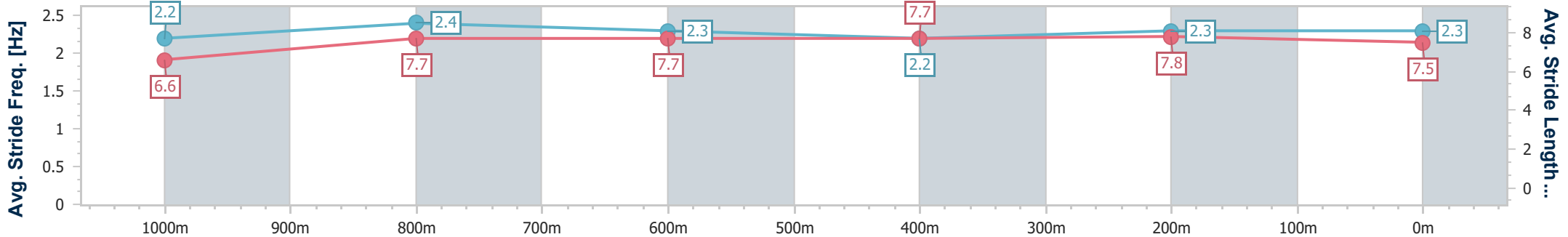
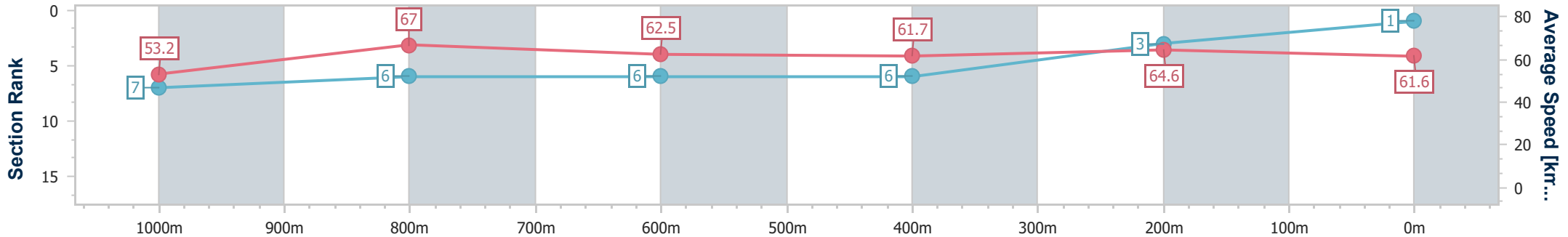
Doomben QLD Professional
Race 2: LADBROKES BLACKBOOK QTIS Two-Year-Old Handicap - 1200m
 29 May 2024 - 12:44



BRISBANE
RACING CLUB

Track Rating: Soft 5, Weather: Fine, Rail Position: +5m Entire

Section	Overall	1000m	800m	600m	400m	200m
Section Times	1:10.53 [1] (0:13.58)	0:56.95 [7] (0:10.78)	0:46.17 [6] (0:11.62)	0:34.55 [6] (0:11.71)	0:22.84 [6] (0:11.15)	0:11.69 [3] (0:11.69)
Average Speed [km/h]	53.2	67.0	62.5	61.7	64.6	61.6
Top Speed [km/h]	69.4	70.2	65.6	62.7	66.5	65.3
Avg. Dist. to Rail [m]	1.8	1.9	1.2	0.7	1.5	0.7
Avg. Stride Freq. [Hz]	2.2	2.4	2.3	2.2	2.3	2.3
Avg. Stride Length [m]	6.6	7.7	7.7	7.7	7.8	7.5



- [] Ranking at each section and finish
- .-.- No data available at this section
- NA No data available



Horse/Jockey Name	Appellant
Final Rank	2
Fastest Section Time (Section)	0:10.95 (1000m)
Top Speed [km/h] (Section)	67.8 (1000m)
Race State	Finished



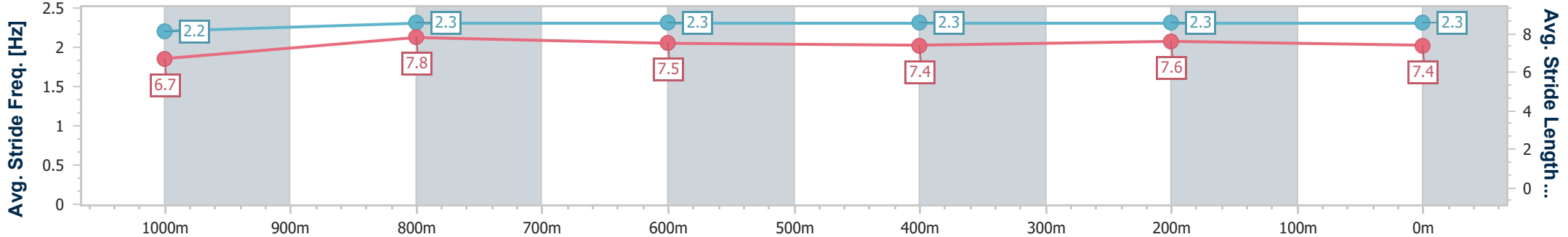
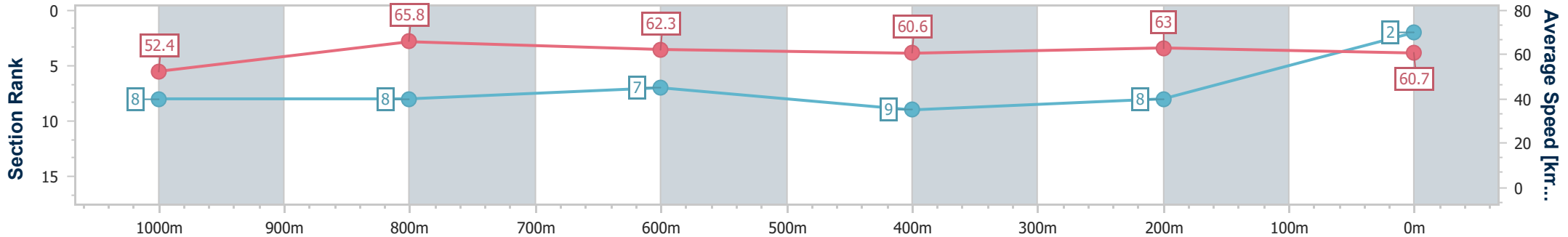
Doomben QLD Professional
Race 2: LADBROKES BLACKBOOK QTIS Two-Year-Old Handicap - 1200m
 29 May 2024 - 12:44



BRISBANE
 RACING CLUB

Track Rating: Soft 5, Weather: Fine, Rail Position: +5m Entire

Section	Overall	1000m	800m	600m	400m	200m
Section Times	1:11.04 [2] (0:13.72)	0:57.32 [8] (0:10.95)	0:46.37 [8] (0:11.45)	0:34.92 [7] (0:11.69)	0:23.23 [9] (0:11.36)	0:11.87 [8]
Average Speed [km/h]	52.4	65.8	62.3	60.6	63.0	60.7
Top Speed [km/h]	66.2	67.8	64.2	61.4	65.4	63.7
Avg. Dist. to Rail [m]	4.9	0.8	1.9	3.1	1.5	1.9
Avg. Stride Freq. [Hz]	2.2	2.3	2.3	2.3	2.3	2.3
Avg. Stride Length [m]	6.7	7.8	7.5	7.4	7.6	7.4



- [] Ranking at each section and finish
- .-.- No data available at this section
- NA No data available



Horse/Jockey Name	Mishani Suspect
Final Rank	3
Fastest Section Time (Section)	0:11.04 (1000m)
Top Speed [km/h] (Section)	67.7 (Overall)
Race State	Finished



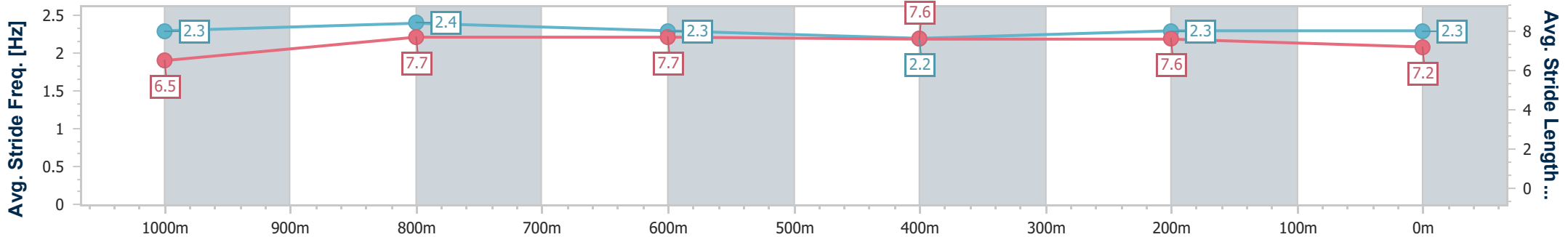
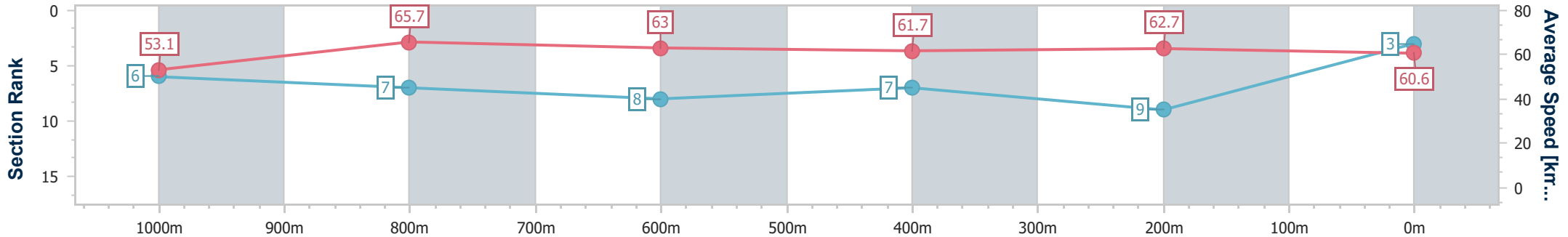
Doomben QLD Professional
Race 2: LADBROKES BLACKBOOK QTIS Two-Year-Old Handicap - 1200m
 29 May 2024 - 12:44



BRISBANE RACING CLUB

Track Rating: Soft 5, Weather: Fine, Rail Position: +5m Entire

Section	Overall	1000m	800m	600m	400m	200m
Section Times	1:11.17 [3] (0:13.57)	0:57.60 [6] (0:11.04)	0:46.56 [7] (0:11.52)	0:35.04 [8] (0:11.66)	0:23.38 [7] (0:11.47)	0:11.91 [9]
Average Speed [km/h]	53.1	65.7	63.0	61.7	62.7	60.6
Top Speed [km/h]	67.7	66.8	65.3	62.9	63.7	62.7
Avg. Dist. to Rail [m]	8.6	2.9	1.1	0.3	1.8	4.3
Avg. Stride Freq. [Hz]	2.3	2.4	2.3	2.2	2.3	2.3
Avg. Stride Length [m]	6.5	7.7	7.7	7.6	7.6	7.2



- [] Ranking at each section and finish
- .-.- No data available at this section
- NA No data available



Horse/Jockey Name	Apuntar
Final Rank	4
Fastest Section Time (Section)	0:11.07 (1000m)
Top Speed [km/h] (Section)	67.6 (Overall)
Race State	Finished



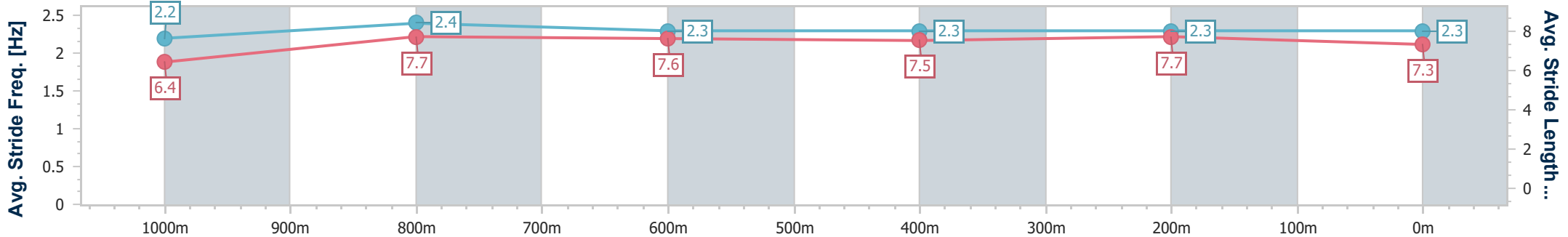
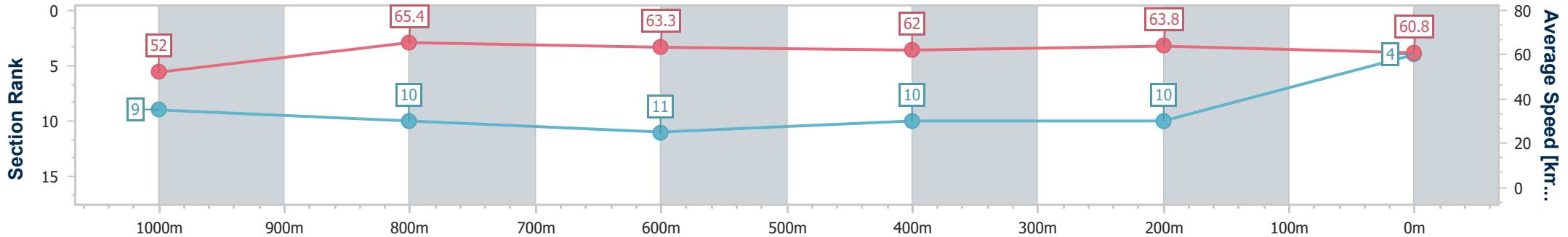
Doomben QLD Professional
Race 2: LADBROKES BLACKBOOK QTIS Two-Year-Old Handicap - 1200m
 29 May 2024 - 12:44



BRISBANE
RACING CLUB

Track Rating: Soft 5, Weather: Fine, Rail Position: +5m Entire

Section	Overall	1000m	800m	600m	400m	200m
Section Times	1:11.24 [4] (0:13.88)	0:57.36 [9] (0:11.07)	0:46.29 [10] (0:11.43)	0:34.86 [11] (0:11.69)	0:23.17 [10] (0:11.33)	0:11.84 [10] (0:11.84)
Average Speed [km/h]	52.0	65.4	63.3	62.0	63.8	60.8
Top Speed [km/h]	67.6	67.3	66.0	62.8	64.9	63.4
Avg. Dist. to Rail [m]	3.6	2.7	1.5	1.0	3.1	7.3
Avg. Stride Freq. [Hz]	2.2	2.4	2.3	2.3	2.3	2.3
Avg. Stride Length [m]	6.4	7.7	7.6	7.5	7.7	7.3



- [] Ranking at each section and finish
- .-.- No data available at this section
- NA No data available



Horse/Jockey Name	Eagle's Fire
Final Rank	5
Fastest Section Time (Section)	0:10.82 (1000m)
Top Speed [km/h] (Section)	70.1 (Overall)
Race State	Finished

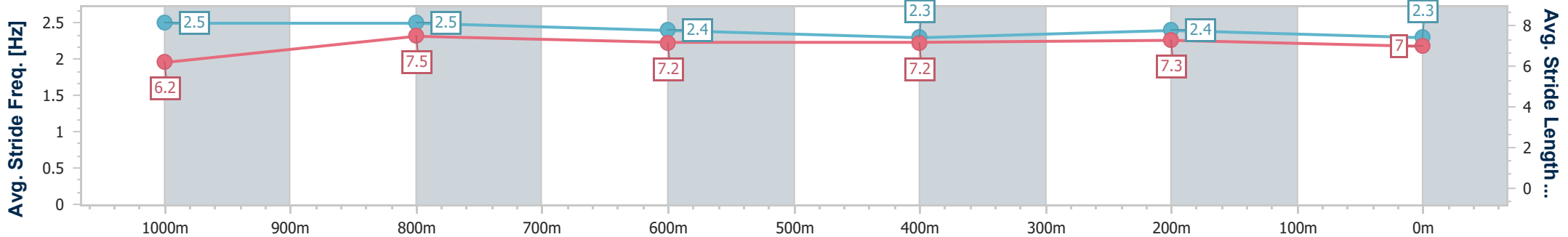
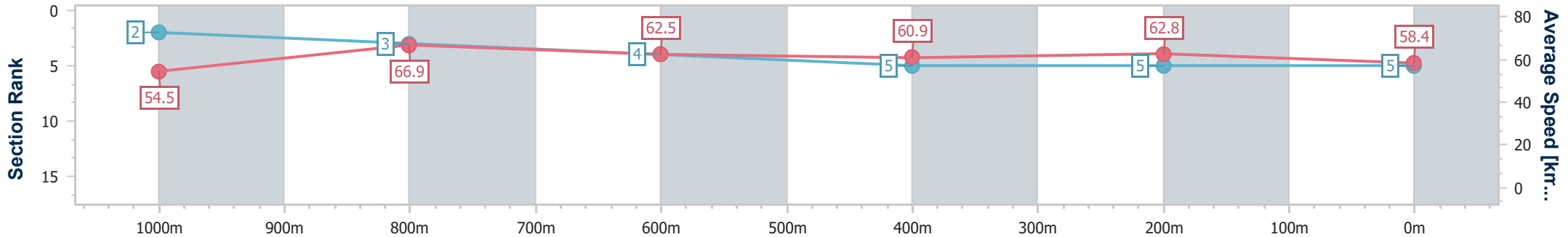


Doomben QLD Professional
Race 2: LADBROKES BLACKBOOK QTIS Two-Year-Old Handicap - 1200m
 29 May 2024 - 12:44
 Track Rating: Soft 5, Weather: Fine, Rail Position: +5m Entire



BRISBANE
RACING CLUB

Section	Overall	1000m	800m	600m	400m	200m
Section Times	1:11.35 [5] (0:13.20)	0:58.15 [2] (0:10.82)	0:47.33 [3] (0:11.66)	0:35.67 [4] (0:11.89)	0:23.78 [5] (0:11.42)	0:12.36 [5] (0:12.36)
Average Speed [km/h]	54.5	66.9	62.5	60.9	62.8	58.4
Top Speed [km/h]	70.1	69.5	64.8	62.0	64.0	61.9
Avg. Dist. to Rail [m]	5.5	2.5	2.6	0.8	0.5	1.5
Avg. Stride Freq. [Hz]	2.5	2.5	2.4	2.3	2.4	2.3
Avg. Stride Length [m]	6.2	7.5	7.2	7.2	7.3	7.0



- [] Ranking at each section and finish
- .-.- No data available at this section
- NA No data available



Horse/Jockey Name	Blantons Run
Final Rank	6
Fastest Section Time (Section)	0:10.98 (1000m)
Top Speed [km/h] (Section)	67.1 (1000m)
Race State	Finished

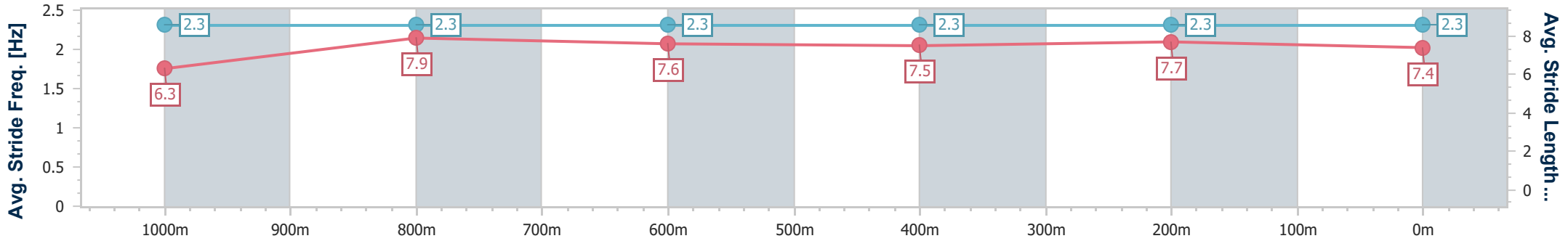
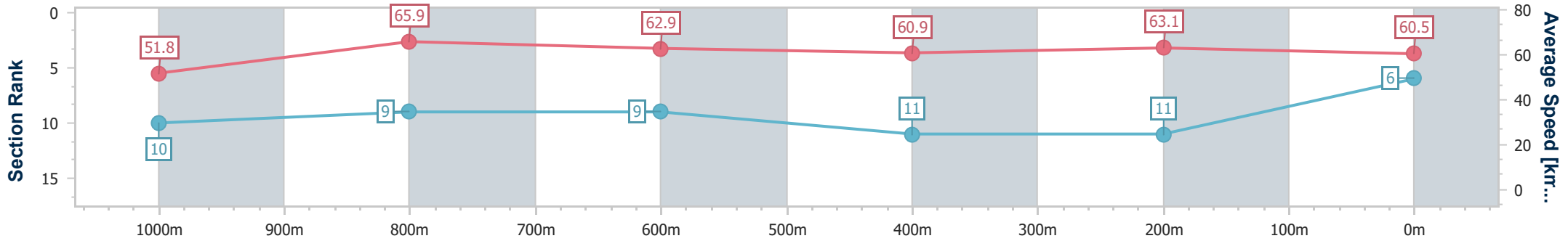


Doomben QLD Professional
Race 2: LADBROKES BLACKBOOK QTIS Two-Year-Old Handicap - 1200m
 29 May 2024 - 12:44
 Track Rating: Soft 5, Weather: Fine, Rail Position: +5m Entire



BRISBANE
RACING CLUB

Section	Overall	1000m	800m	600m	400m	200m
Section Times	1:11.42 [6] (0:13.90)	0:57.52 [10] (0:10.98)	0:46.54 [9] (0:11.42)	0:35.12 [9] (0:11.83)	0:23.29 [11] (0:11.37)	0:11.92 [11] (0:11.92)
Average Speed [km/h]	51.8	65.9	62.9	60.9	63.1	60.5
Top Speed [km/h]	67.0	67.1	64.6	62.9	65.1	63.2
Avg. Dist. to Rail [m]	2.1	1.3	0.3	0.4	1.3	3.3
Avg. Stride Freq. [Hz]	2.3	2.3	2.3	2.3	2.3	2.3
Avg. Stride Length [m]	6.3	7.9	7.6	7.5	7.7	7.4



- [] Ranking at each section and finish
- .-.- No data available at this section
- NA No data available



Horse/Jockey Name	Mishani Fire
Final Rank	7
Fastest Section Time (Section)	0:10.85 (1000m)
Top Speed [km/h] (Section)	67.5 (Overall)
Race State	Finished



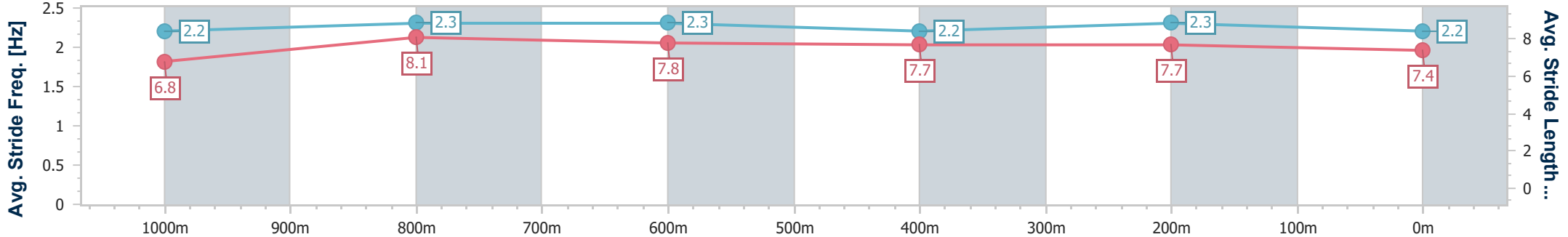
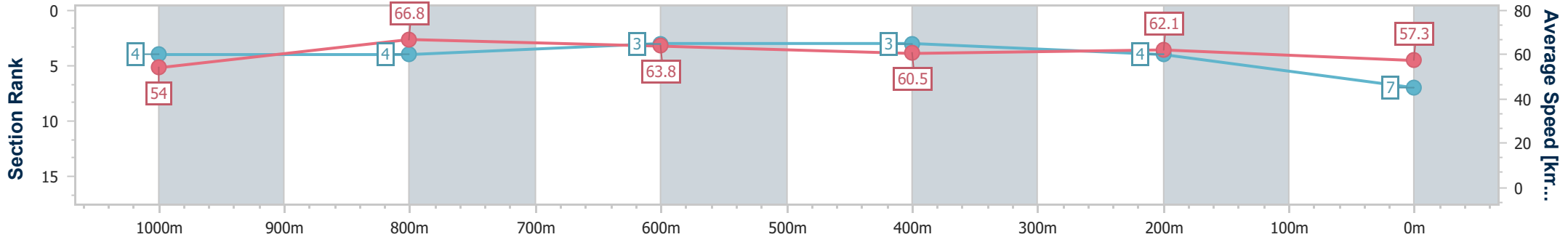
Doomben QLD Professional
Race 2: LADBROKES BLACKBOOK QTIS Two-Year-Old Handicap - 1200m
 29 May 2024 - 12:44



BRISBANE
RACING CLUB

Track Rating: Soft 5, Weather: Fine, Rail Position: +5m Entire

Section	Overall	1000m	800m	600m	400m	200m
Section Times	1:11.57 [7] (0:13.36)	0:58.21 [4] (0:10.85)	0:47.36 [4] (0:11.37)	0:35.99 [3] (0:11.83)	0:24.16 [3] (0:11.58)	0:12.58 [4] (0:12.58)
Average Speed [km/h]	54.0	66.8	63.8	60.5	62.1	57.3
Top Speed [km/h]	67.5	67.5	65.7	61.5	63.1	60.7
Avg. Dist. to Rail [m]	6.1	2.6	1.3	0.6	0.6	2.3
Avg. Stride Freq. [Hz]	2.2	2.3	2.3	2.2	2.3	2.2
Avg. Stride Length [m]	6.8	8.1	7.8	7.7	7.7	7.4



- [] Ranking at each section and finish
- .-.- No data available at this section
- NA No data available



Horse/Jockey Name	Pulpit
Final Rank	8
Fastest Section Time (Section)	0:11.01 (1000m)
Top Speed [km/h] (Section)	67.0 (1000m)
Race State	Finished

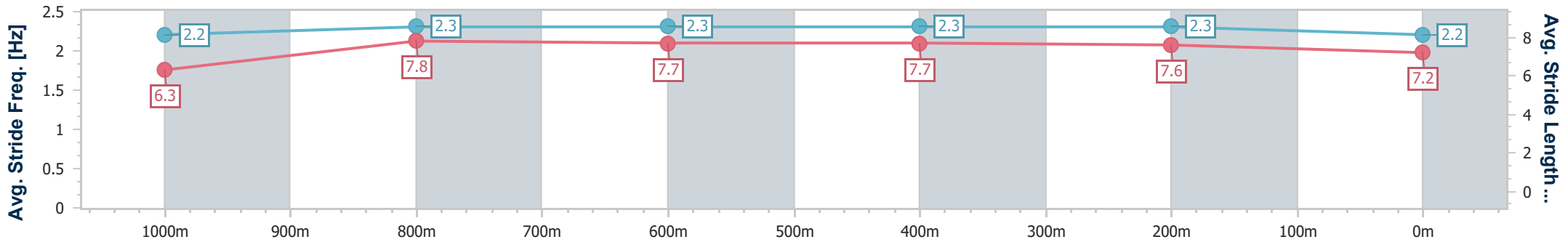
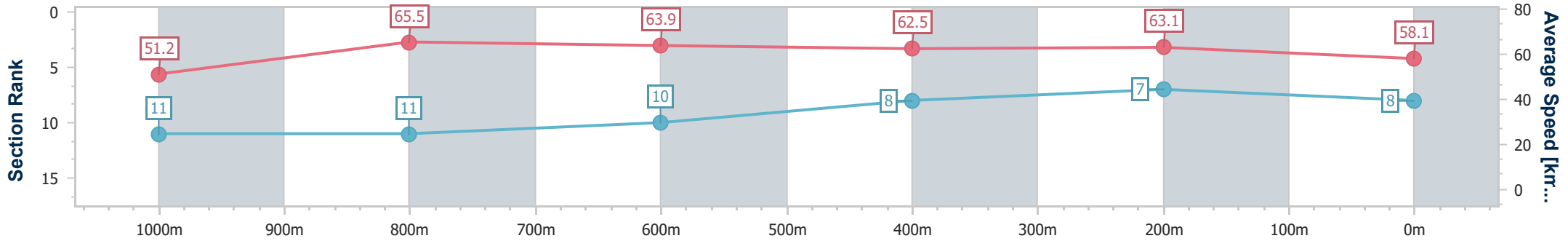


Doomben QLD Professional
Race 2: LADBROKES BLACKBOOK QTIS Two-Year-Old Handicap - 1200m
 29 May 2024 - 12:44
 Track Rating: Soft 5, Weather: Fine, Rail Position: +5m Entire



BRISBANE
RACING CLUB

Section	Overall	1000m	800m	600m	400m	200m
Section Times	1:11.58 [8] (0:14.13)	0:57.45 [11] (0:11.01)	0:46.44 [11] (0:11.19)	0:35.25 [10] (0:11.47)	0:23.78 [8] (0:11.36)	0:12.42 [7] (0:12.42)
Average Speed [km/h]	51.2	65.5	63.9	62.5	63.1	58.1
Top Speed [km/h]	66.3	67.0	65.2	63.8	63.8	62.0
Avg. Dist. to Rail [m]	2.3	0.6	0.5	1.3	0.8	1.9
Avg. Stride Freq. [Hz]	2.2	2.3	2.3	2.3	2.3	2.2
Avg. Stride Length [m]	6.3	7.8	7.7	7.7	7.6	7.2



- [] Ranking at each section and finish
- .-.- No data available at this section
- NA No data available



Horse/Jockey Name	Bonfire Spark
Final Rank	9
Fastest Section Time (Section)	0:10.45 (1000m)
Top Speed [km/h] (Section)	70.6 (1000m)
Race State	Finished



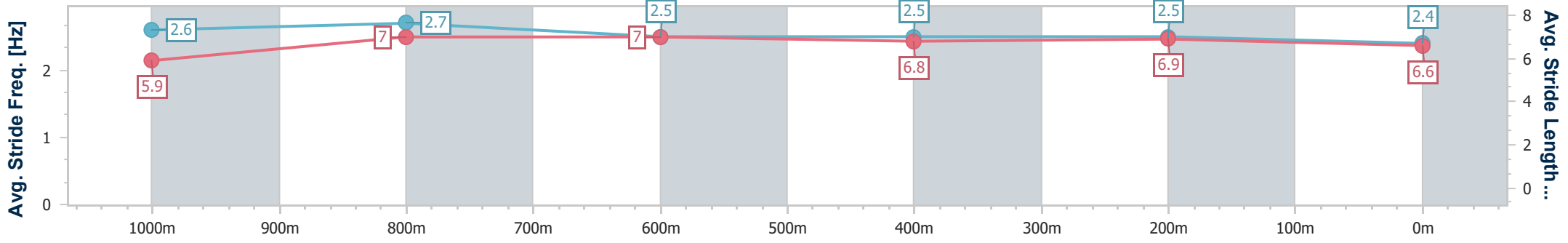
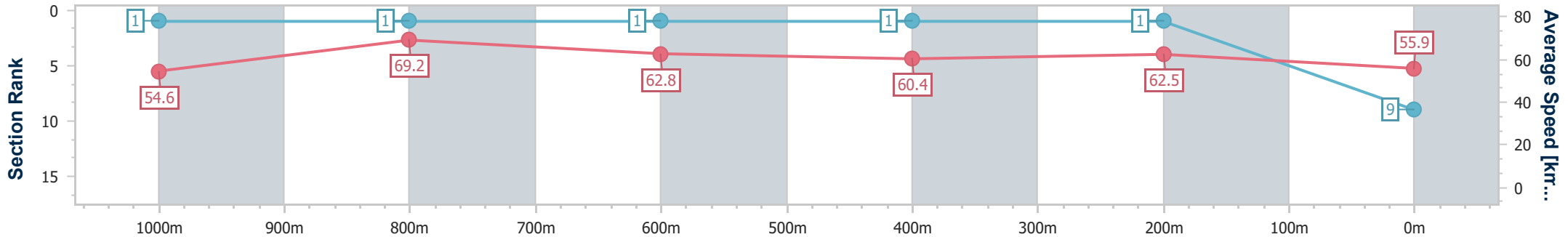
Doomben QLD Professional
Race 2: LADBROKES BLACKBOOK QTIS Two-Year-Old Handicap - 1200m
 29 May 2024 - 12:44



BRISBANE
RACING CLUB

Track Rating: Soft 5, Weather: Fine, Rail Position: +5m Entire

Section	Overall	1000m	800m	600m	400m	200m
Section Times	1:11.60 [9] (0:13.18)	0:58.42 [1] (0:10.45)	0:47.97 [1] (0:11.61)	0:36.36 [1] (0:11.98)	0:24.38 [1] (0:11.47)	0:12.91 [1] (0:12.91)
Average Speed [km/h]	54.6	69.2	62.8	60.4	62.5	55.9
Top Speed [km/h]	69.8	70.6	66.6	62.1	64.4	60.1
Avg. Dist. to Rail [m]	7.3	3.0	1.9	0.9	1.0	0.7
Avg. Stride Freq. [Hz]	2.6	2.7	2.5	2.5	2.5	2.4
Avg. Stride Length [m]	5.9	7.0	7.0	6.8	6.9	6.6



- [] Ranking at each section and finish
- .-.- No data available at this section
- NA No data available



Horse/Jockey Name	The Gambling Greek
Final Rank	10
Fastest Section Time (Section)	0:10.64 (1000m)
Top Speed [km/h] (Section)	70.2 (1000m)
Race State	Finished

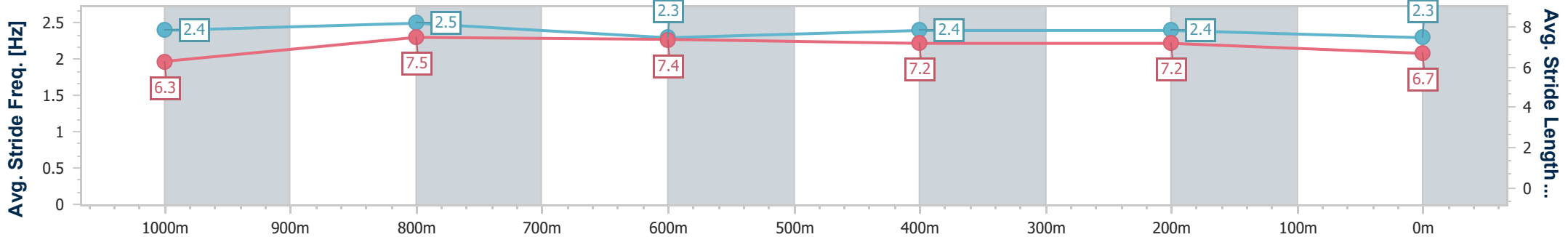
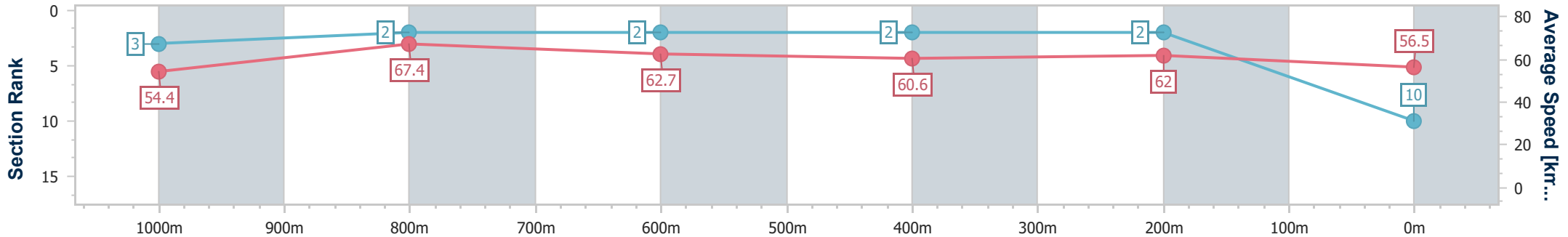


Doomben QLD Professional
Race 2: LADBROKES BLACKBOOK QTIS Two-Year-Old Handicap - 1200m
 29 May 2024 - 12:44
 Track Rating: Soft 5, Weather: Fine, Rail Position: +5m Entire



BRISBANE
RACING CLUB

Section	Overall	1000m	800m	600m	400m	200m
Section Times	1:11.61 [10] (0:13.28)	0:58.33 [3] (0:10.64)	0:47.69 [2] (0:11.49)	0:36.20 [2] (0:11.86)	0:24.34 [2] (0:11.57)	0:12.77 [2] (0:12.77)
Average Speed [km/h]	54.4	67.4	62.7	60.6	62.0	56.5
Top Speed [km/h]	69.9	70.2	64.0	61.9	62.9	59.7
Avg. Dist. to Rail [m]	2.8	0.2	0.2	0.3	0.6	0.6
Avg. Stride Freq. [Hz]	2.4	2.5	2.3	2.4	2.4	2.3
Avg. Stride Length [m]	6.3	7.5	7.4	7.2	7.2	6.7



- [] Ranking at each section and finish
- .-.- No data available at this section
- NA No data available



Horse/Jockey Name	Spirit Fox
Final Rank	11
Fastest Section Time (Section)	0:10.78 (1000m)
Top Speed [km/h] (Section)	69.6 (1000m)
Race State	Finished



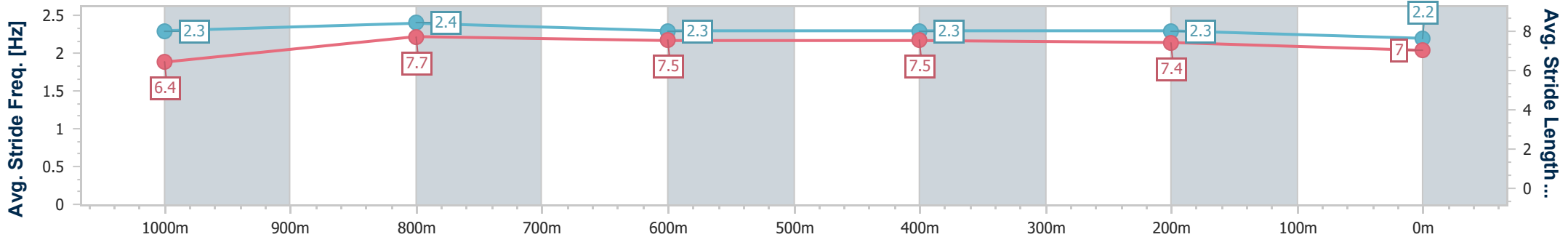
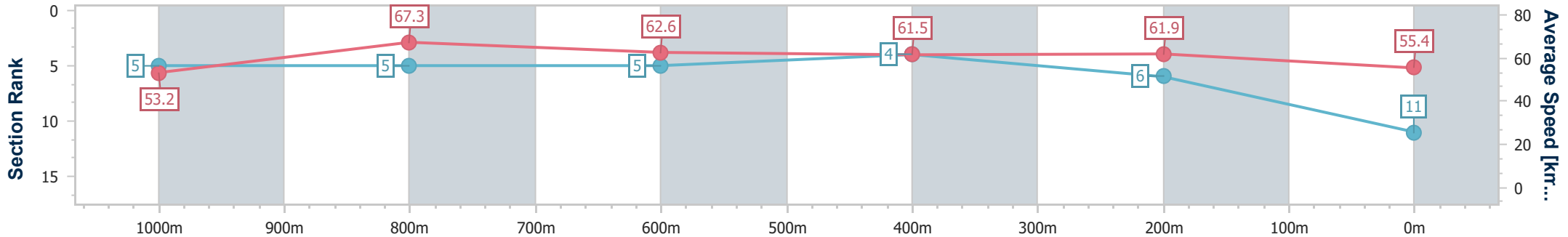
Doomben QLD Professional
Race 2: LADBROKES BLACKBOOK QTIS Two-Year-Old Handicap - 1200m
 29 May 2024 - 12:44



BRISBANE
RACING CLUB

Track Rating: Soft 5, Weather: Fine, Rail Position: +5m Entire

Section	Overall	1000m	800m	600m	400m	200m
Section Times	1:12.06 [11] (0:13.54)	0:58.52 [5] (0:10.78)	0:47.74 [5] (0:11.56)	0:36.18 [5] (0:11.63)	0:24.55 [4] (0:11.53)	0:13.02 [6] (0:13.02)
Average Speed [km/h]	53.2	67.3	62.6	61.5	61.9	55.4
Top Speed [km/h]	68.0	69.6	64.6	61.9	63.1	60.6
Avg. Dist. to Rail [m]	0.7	1.4	1.2	1.6	1.9	0.6
Avg. Stride Freq. [Hz]	2.3	2.4	2.3	2.3	2.3	2.2
Avg. Stride Length [m]	6.4	7.7	7.5	7.5	7.4	7.0



- [] Ranking at each section and finish
- .-.- No data available at this section
- NA No data available



Doomben QLD Professional

Race 3: CASCADE Maiden Handicap - 1200m

29 May 2024 - 13:20



BRISBANE
RACING CLUB

Track Rating: Soft 5, Weather: Fine, Rail Position: +5m Entire

Section		Overall	1000m	800m	600m	400m	200m	Last 600m					
Field Times		1:09.91 (0:13.23)	0:56.68 (0:10.66)	0:46.02 (0:11.31)	0:34.71 (0:11.82)	0:22.89 (0:11.15)	0:11.74 (0:11.74)	0:34.71					
Rank	TAB Horse/Jockey	Barrier	Top Speed [km/h]	Fastest Section							Margin	Distance Travelled [m]	
1	3 INVINCIBLE SHIELD Craig Williams	1	70.2 Overall	0:10.66 1000m	1:09.91 [1] (0:13.23)	0:56.68 [1] (0:10.66)	0:46.02 [1] (0:11.31)	0:34.71 [1] (0:11.82)	0:22.89 [1] (0:11.15)	0:11.74 [1] (0:11.74)	1:09.91	0:34.71	
2	7 MYSTIC MAC Melea Castle	9	67.9 1000m	0:10.70 1000m	1:10.45 [2] (0:13.86)	0:56.59 [9] (0:10.70)	0:45.89 [9] (0:11.30)	0:34.59 [9] (0:11.79)	0:22.80 [8] (0:11.03)	0:11.77 [2] (0:11.77)	3.16L	0:34.59	-1
3	4 STRAPPEROO James Orman	13	68.2 1000m	0:10.74 1000m	1:10.82 [3] (0:14.42)	0:56.40 [12] (0:10.74)	0:45.66 [12] (0:11.24)	0:34.42 [12] (0:11.85)	0:22.57 [13] (0:11.13)	0:11.44 [12] (0:11.44)	5.36L	0:34.42	+5
4	8 SAN JOSE BOY Jake Bayliss	5	68.9 Overall	0:10.76 1000m	1:10.88 [4] (0:13.61)	0:57.27 [7] (0:10.76)	0:46.51 [7] (0:11.38)	0:35.13 [6] (0:11.70)	0:23.43 [5] (0:11.38)	0:12.05 [4] (0:12.05)	5.71L	0:35.13	+0
5	1 STEALING SOULS Ron Stewart	14	67.9 1000m	0:10.81 1000m	1:11.03 [5] (0:14.71)	0:56.32 [13] (0:10.81)	0:45.51 [13] (0:10.96)	0:34.55 [13] (0:11.45)	0:23.10 [12] (0:11.25)	0:11.85 [7] (0:11.85)	6.57L	0:34.55	+0
6	2 GOLD ACADEMY Blake Shinn	8	69.7 Overall	0:10.77 1000m	1:11.20 [6] (0:13.25)	0:57.95 [2] (0:10.77)	0:47.18 [3] (0:11.50)	0:35.68 [4] (0:11.81)	0:23.87 [4] (0:11.54)	0:12.33 [5] (0:12.33)	7.58L	0:35.68	+2
7	9 ASSEMBLE Ryan Maloney	3	68.9 1000m	0:10.68 1000m	1:11.36 [7] (0:14.07)	0:57.29 [11] (0:10.68)	0:46.61 [10] (0:11.13)	0:35.48 [10] (0:11.72)	0:23.76 [7] (0:11.48)	0:12.28 [6] (0:12.28)	8.52L	0:35.48	+4
8	5 BIT OF GRUNT Nikita Beriman	10	67.9 1000m	0:10.82 1000m	1:11.42 [8] (0:13.69)	0:57.73 [8] (0:10.82)	0:46.91 [8] (0:11.30)	0:35.61 [8] (0:11.95)	0:23.66 [10] (0:11.46)	0:12.20 [8] (0:12.20)	8.86L	0:35.61	+3
9	10 BOARD MEMBER Boris Thornton	4	69.7 Overall	0:10.79 1000m	1:11.43 [9] (0:13.32)	0:58.11 [3] (0:10.79)	0:47.32 [4] (0:11.40)	0:35.92 [3] (0:11.74)	0:24.18 [3] (0:11.45)	0:12.73 [3] (0:12.73)	8.91L	0:35.92	+1
10	15 PRIDE OF PASSION Minonette Kennedy	6	67.9 1000m	0:10.86 1000m	1:11.64 [10] (0:13.51)	0:58.13 [6] (0:10.86)	0:47.27 [6] (0:11.43)	0:35.84 [7] (0:11.86)	0:23.98 [9] (0:11.61)	0:12.37 [10] (0:12.37)	10.17L	0:35.84	+2

Scratched: Huracanevo (#12), Margot's Bullseye (#13)

[] Ranking at each section and finish
 -:-:- No data available at this section
 NA No data available

SCN Saddle cloth number
 DNF Did not finish
 DNT Did not track



Doomben QLD Professional
Race 3: CASCADE Maiden Handicap - 1200m
29 May 2024 - 13:20



Track Rating: Soft 5, Weather: Fine, Rail Position: +5m Entire

Section		Overall	1000m	800m	600m	400m	200m	Last 600m					
Field Times		1:09.91 (0:13.23)	0:56.68 (0:10.66)	0:46.02 (0:11.31)	0:34.71 (0:11.82)	0:22.89 (0:11.15)	0:11.74 (0:11.74)	0:34.71					
Rank	TAB Horse/Jockey	Barrier	Top Speed [km/h]	Fastest Section	Margin							Distance Travelled [m]	
11	11 FIRST TO MARS Martin Harley	2	67.7 1000m	0:10.81 1000m	1:11.72 [11] (0:14.06)	0:57.66 [10] (0:10.81)	0:46.85 [11] (0:11.34)	0:35.51 [11] (0:11.58)	0:23.93 [11] (0:11.46)	0:12.47 [9] (0:12.47)	10.66L	0:35.51	+4
12	6 CAREFUL MISSILE Samantha Collett	7	68.5 1000m	0:10.86 1000m	1:12.40 [12] (0:13.44)	0:58.96 [5] (0:10.86)	0:48.10 [5] (0:11.38)	0:36.72 [5] (0:11.81)	0:24.91 [6] (0:11.86)	0:13.05 [11] (0:13.05)	14.63L	0:36.72	+8
13	14 SPRUCE Angela Jones	12	69.8 1000m	0:10.61 1000m	1:13.43 [13] (0:13.33)	1:00.10 [4] (0:10.61)	0:49.49 [2] (0:11.40)	0:38.09 [2] (0:11.89)	0:26.20 [2] (0:12.34)	0:13.86 [13] (0:13.86)	20.69L	0:38.09	+1

Scratched: Huracanevo (#12), Margot's Bullseye (#13)

[] Ranking at each section and finish
 -:-:-:- No data available at this section
 NA No data available

SCN Saddle cloth number
 DNF Did not finish
 DNT Did not track



Horse/Jockey Name	Invincible Shield
Final Rank	1
Fastest Section Time (Section)	0:10.66 (1000m)
Top Speed [km/h] (Section)	70.2 (Overall)
Race State	Finished

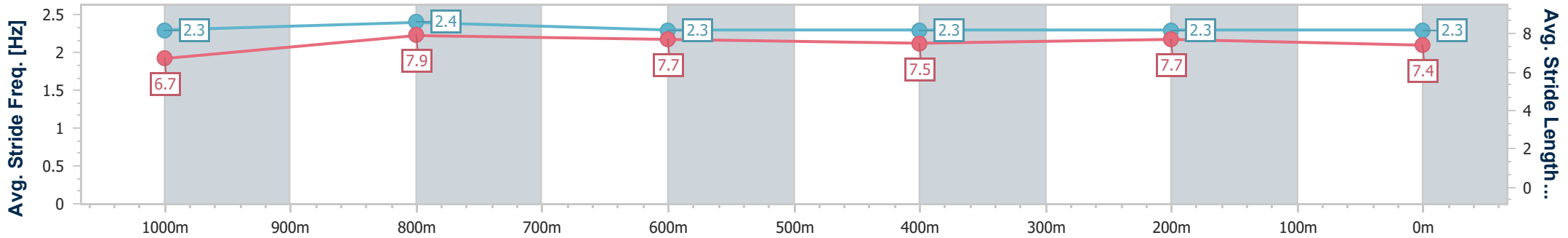
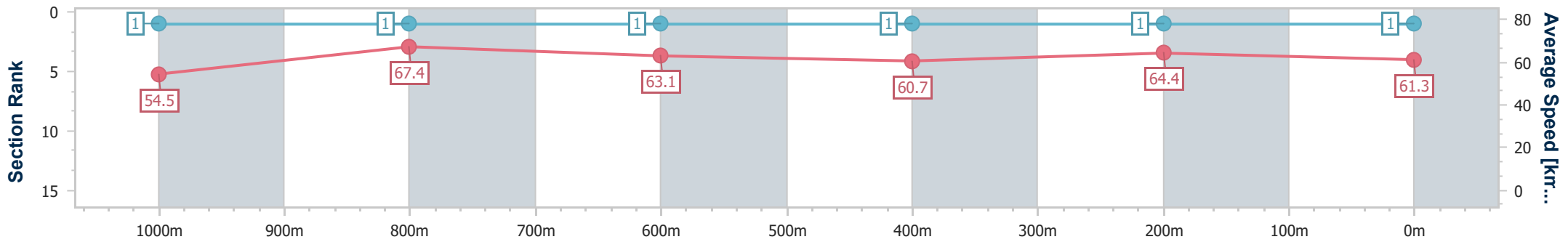


Doomben QLD Professional
Race 3: CASCADE Maiden Handicap - 1200m
 29 May 2024 - 13:20
 Track Rating: Soft 5, Weather: Fine, Rail Position: +5m Entire



BRISBANE
RACING CLUB

Section	Overall	1000m	800m	600m	400m	200m
Section Times	1:09.91 [1] (0:13.23)	0:56.68 [1] (0:10.66)	0:46.02 [1] (0:11.31)	0:34.71 [1] (0:11.82)	0:22.89 [1] (0:11.15)	0:11.74 [1] (0:11.74)
Average Speed [km/h]	54.5	67.4	63.1	60.7	64.4	61.3
Top Speed [km/h]	70.2	70.1	64.4	62.0	66.5	63.7
Avg. Dist. to Rail [m]	0.5	0.5	1.5	1.1	0.5	1.0
Avg. Stride Freq. [Hz]	2.3	2.4	2.3	2.3	2.3	2.3
Avg. Stride Length [m]	6.7	7.9	7.7	7.5	7.7	7.4



- [] Ranking at each section and finish
- .-.- No data available at this section
- NA No data available



Horse/Jockey Name	Mystic Mac
Final Rank	2
Fastest Section Time (Section)	0:10.70 (1000m)
Top Speed [km/h] (Section)	67.9 (1000m)
Race State	Finished

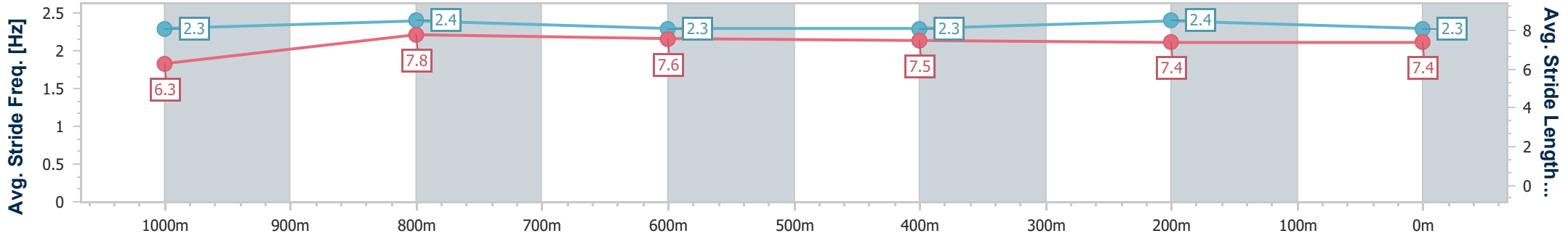
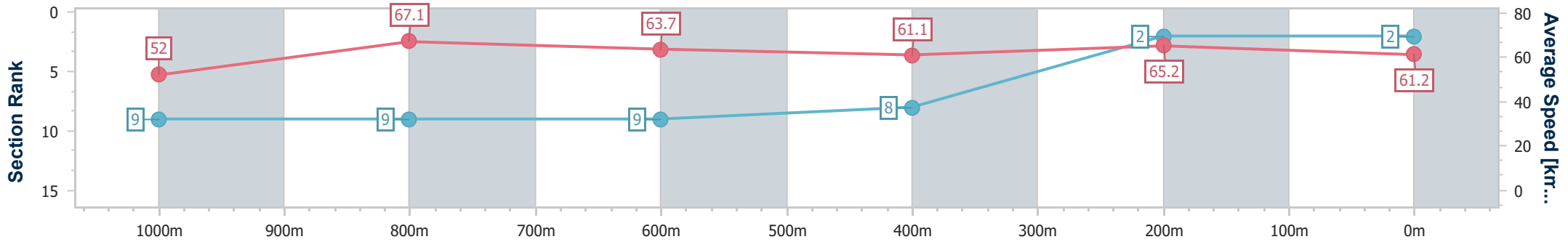


Doomben QLD Professional
Race 3: CASCADE Maiden Handicap - 1200m
 29 May 2024 - 13:20
 Track Rating: Soft 5, Weather: Fine, Rail Position: +5m Entire



BRISBANE
RACING CLUB

Section	Overall	1000m	800m	600m	400m	200m
Section Times	1:10.45 [2] (0:13.86)	0:56.59 [9] (0:10.70)	0:45.89 [9] (0:11.30)	0:34.59 [9] (0:11.79)	0:22.80 [8] (0:11.03)	0:11.77 [2] (0:11.77)
Average Speed [km/h]	52.0	67.1	63.7	61.1	65.2	61.2
Top Speed [km/h]	67.9	67.9	65.2	63.7	67.1	64.0
Avg. Dist. to Rail [m]	4.6	0.4	0.3	0.5	2.1	2.0
Avg. Stride Freq. [Hz]	2.3	2.4	2.3	2.3	2.4	2.3
Avg. Stride Length [m]	6.3	7.8	7.6	7.5	7.4	7.4



- [] Ranking at each section and finish
- .-.- No data available at this section
- NA No data available



Horse/Jockey Name	Strapperoo
Final Rank	3
Fastest Section Time (Section)	0:10.74 (1000m)
Top Speed [km/h] (Section)	68.2 (1000m)
Race State	Finished

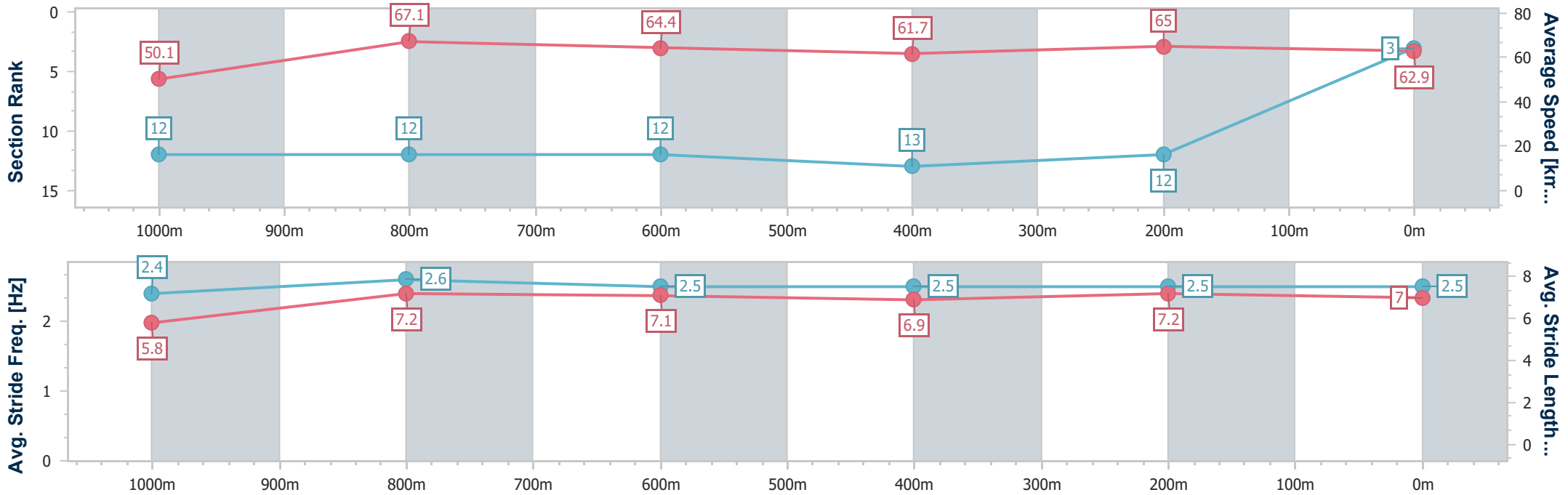


Doomben QLD Professional
Race 3: CASCADE Maiden Handicap - 1200m
 29 May 2024 - 13:20
 Track Rating: Soft 5, Weather: Fine, Rail Position: +5m Entire



BRISBANE
RACING CLUB

Section	Overall	1000m	800m	600m	400m	200m
Section Times	1:10.82 [3] (0:14.42)	0:56.40 [12] (0:10.74)	0:45.66 [12] (0:11.24)	0:34.42 [12] (0:11.85)	0:22.57 [13] (0:11.13)	0:11.44 [12] (0:11.44)
Average Speed [km/h]	50.1	67.1	64.4	61.7	65.0	62.9
Top Speed [km/h]	67.2	68.2	66.5	63.8	66.3	64.3
Avg. Dist. to Rail [m]	6.2	0.7	0.9	2.5	3.5	5.6
Avg. Stride Freq. [Hz]	2.4	2.6	2.5	2.5	2.5	2.5
Avg. Stride Length [m]	5.8	7.2	7.1	6.9	7.2	7.0



- [] Ranking at each section and finish
- .-.- No data available at this section
- NA No data available



Horse/Jockey Name	San Jose Boy
Final Rank	4
Fastest Section Time (Section)	0:10.76 (1000m)
Top Speed [km/h] (Section)	68.9 (Overall)
Race State	Finished

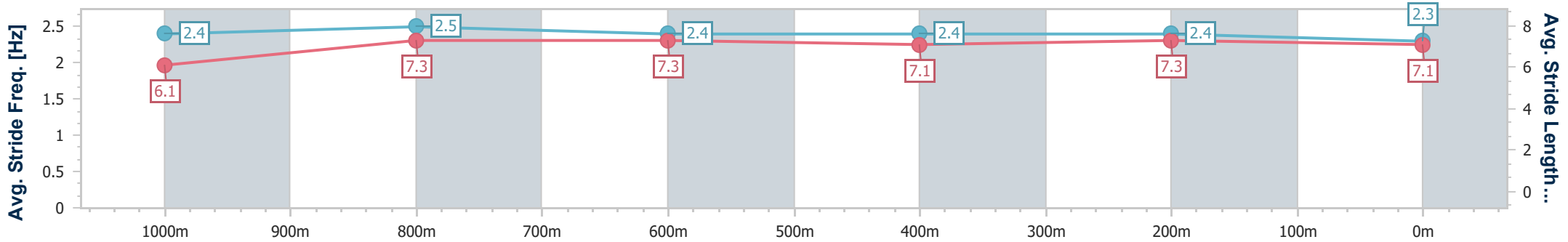
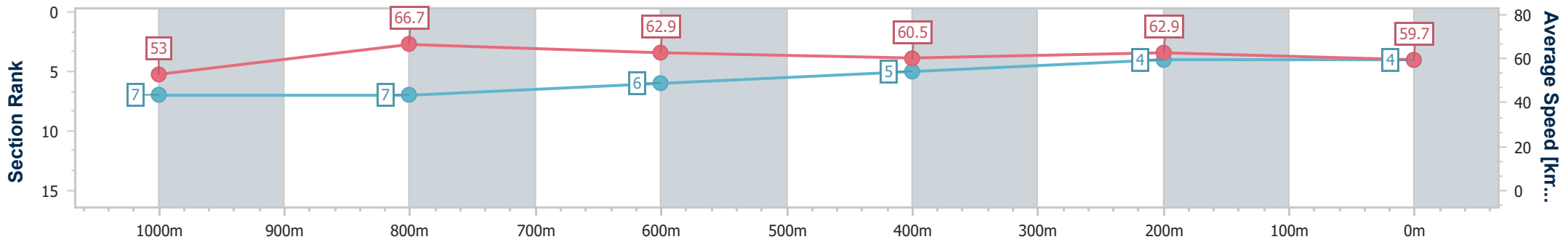


Doomben QLD Professional
Race 3: CASCADE Maiden Handicap - 1200m
 29 May 2024 - 13:20
 Track Rating: Soft 5, Weather: Fine, Rail Position: +5m Entire



BRISBANE
RACING CLUB

Section	Overall	1000m	800m	600m	400m	200m
Section Times	1:10.88 [4] (0:13.61)	0:57.27 [7] (0:10.76)	0:46.51 [7] (0:11.38)	0:35.13 [6] (0:11.70)	0:23.43 [5] (0:11.38)	0:12.05 [4] (0:12.05)
Average Speed [km/h]	53.0	66.7	62.9	60.5	62.9	59.7
Top Speed [km/h]	68.9	68.9	64.3	63.3	63.9	62.0
Avg. Dist. to Rail [m]	2.2	0.3	1.6	2.8	1.7	1.6
Avg. Stride Freq. [Hz]	2.4	2.5	2.4	2.4	2.4	2.3
Avg. Stride Length [m]	6.1	7.3	7.3	7.1	7.3	7.1



- [] Ranking at each section and finish
- .-.- No data available at this section
- NA No data available



Horse/Jockey Name	Stealing Souls
Final Rank	5
Fastest Section Time (Section)	0:10.81 (1000m)
Top Speed [km/h] (Section)	67.9 (1000m)
Race State	Finished

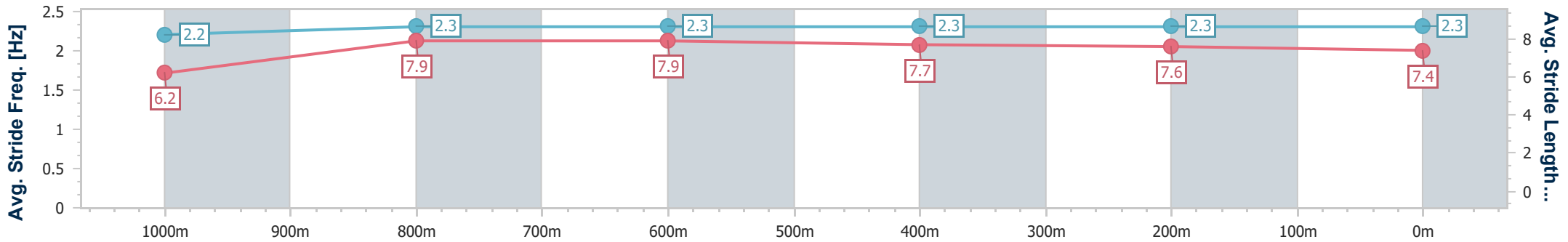
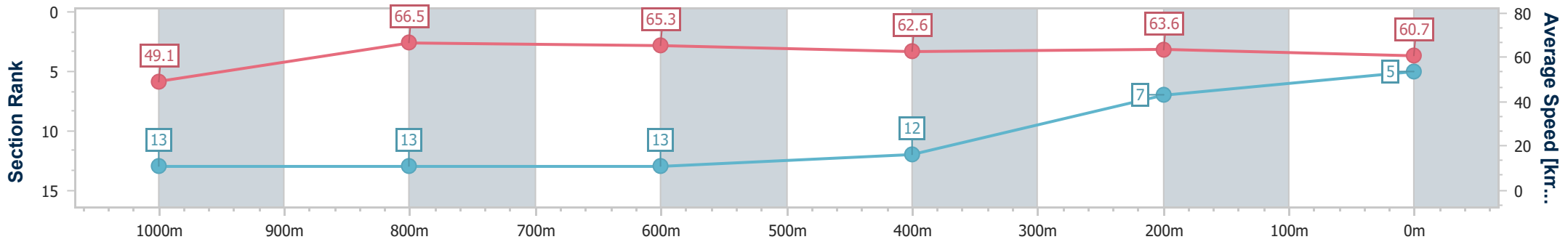


Doomben QLD Professional
Race 3: CASCADE Maiden Handicap - 1200m
 29 May 2024 - 13:20
 Track Rating: Soft 5, Weather: Fine, Rail Position: +5m Entire



BRISBANE
RACING CLUB

Section	Overall	1000m	800m	600m	400m	200m
Section Times	1:11.03 [5] (0:14.71)	0:56.32 [13] (0:10.81)	0:45.51 [13] (0:10.96)	0:34.55 [13] (0:11.45)	0:23.10 [12] (0:11.25)	0:11.85 [7] (0:11.85)
Average Speed [km/h]	49.1	66.5	65.3	62.6	63.6	60.7
Top Speed [km/h]	65.2	67.9	66.2	64.2	65.2	63.6
Avg. Dist. to Rail [m]	8.1	0.7	1.1	1.0	3.2	4.4
Avg. Stride Freq. [Hz]	2.2	2.3	2.3	2.3	2.3	2.3
Avg. Stride Length [m]	6.2	7.9	7.9	7.7	7.6	7.4



- [] Ranking at each section and finish
- .-.- No data available at this section
- NA No data available



Horse/Jockey Name	Gold Academy
Final Rank	6
Fastest Section Time (Section)	0:10.77 (1000m)
Top Speed [km/h] (Section)	69.7 (Overall)
Race State	Finished

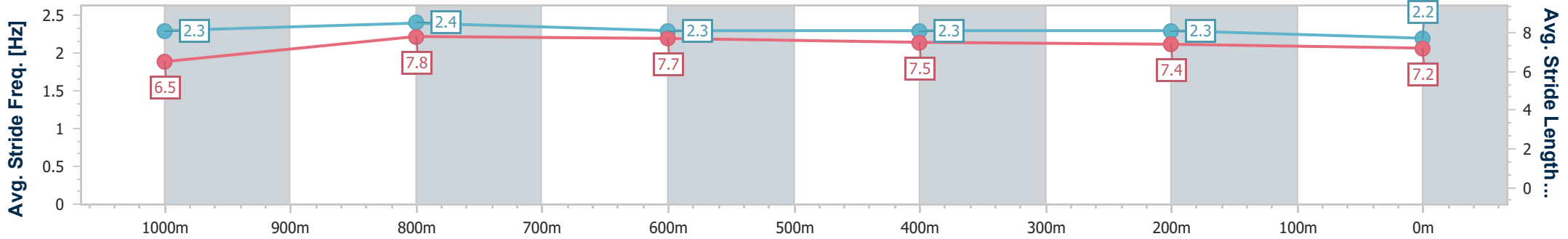
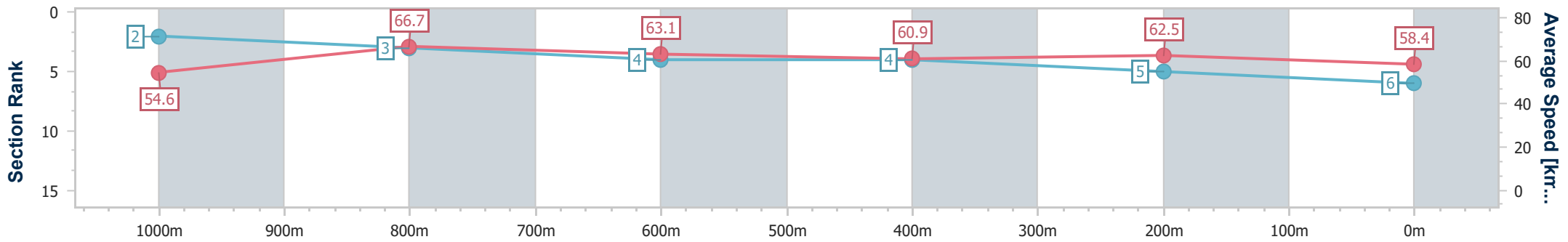


Doomben QLD Professional
Race 3: CASCADE Maiden Handicap - 1200m
 29 May 2024 - 13:20
 Track Rating: Soft 5, Weather: Fine, Rail Position: +5m Entire



BRISBANE
RACING CLUB

Section	Overall	1000m	800m	600m	400m	200m
Section Times	1:11.20 [6] (0:13.25)	0:57.95 [2] (0:10.77)	0:47.18 [3] (0:11.50)	0:35.68 [4] (0:11.81)	0:23.87 [4] (0:11.54)	0:12.33 [5] (0:12.33)
Average Speed [km/h]	54.6	66.7	63.1	60.9	62.5	58.4
Top Speed [km/h]	69.7	69.6	64.1	62.1	63.5	61.9
Avg. Dist. to Rail [m]	5.7	1.5	0.7	0.4	1.5	2.2
Avg. Stride Freq. [Hz]	2.3	2.4	2.3	2.3	2.3	2.2
Avg. Stride Length [m]	6.5	7.8	7.7	7.5	7.4	7.2



- [] Ranking at each section and finish
- .-.- No data available at this section
- NA No data available



Horse/Jockey Name	Assemble
Final Rank	7
Fastest Section Time (Section)	0:10.68 (1000m)
Top Speed [km/h] (Section)	68.9 (1000m)
Race State	Finished

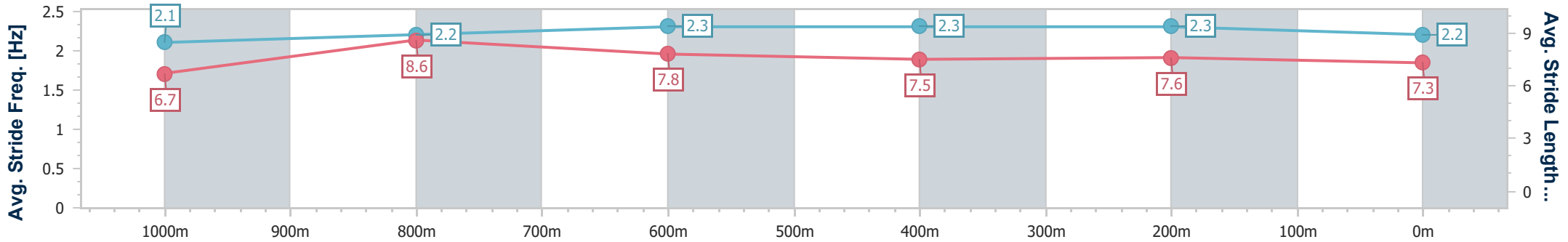
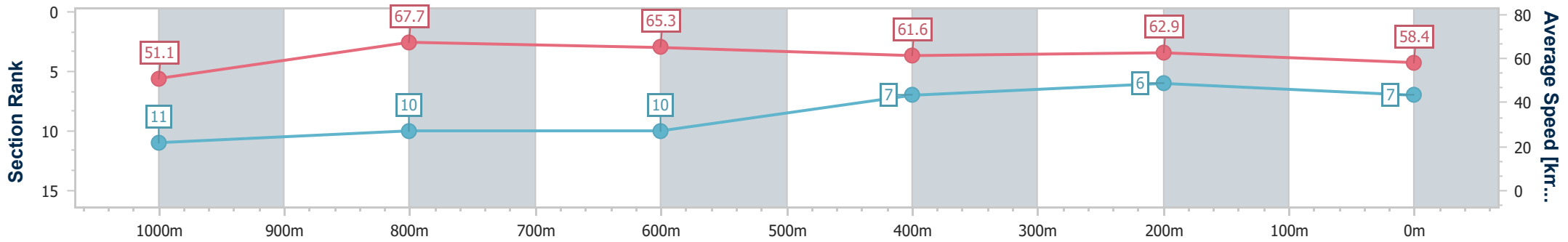


Doomben QLD Professional
Race 3: CASCADE Maiden Handicap - 1200m
 29 May 2024 - 13:20
 Track Rating: Soft 5, Weather: Fine, Rail Position: +5m Entire



BRISBANE
RACING CLUB

Section	Overall	1000m	800m	600m	400m	200m
Section Times	1:11.36 [7] (0:14.07)	0:57.29 [11] (0:10.68)	0:46.61 [10] (0:11.13)	0:35.48 [10] (0:11.72)	0:23.76 [7] (0:11.48)	0:12.28 [6] (0:12.28)
Average Speed [km/h]	51.1	67.7	65.3	61.6	62.9	58.4
Top Speed [km/h]	67.1	68.9	66.3	63.5	64.2	61.1
Avg. Dist. to Rail [m]	2.6	1.5	1.8	0.5	1.9	3.0
Avg. Stride Freq. [Hz]	2.1	2.2	2.3	2.3	2.3	2.2
Avg. Stride Length [m]	6.7	8.6	7.8	7.5	7.6	7.3



- [] Ranking at each section and finish
- .-.- No data available at this section
- NA No data available



Horse/Jockey Name	Bit Of Grunt
Final Rank	8
Fastest Section Time (Section)	0:10.82 (1000m)
Top Speed [km/h] (Section)	67.9 (1000m)
Race State	Finished

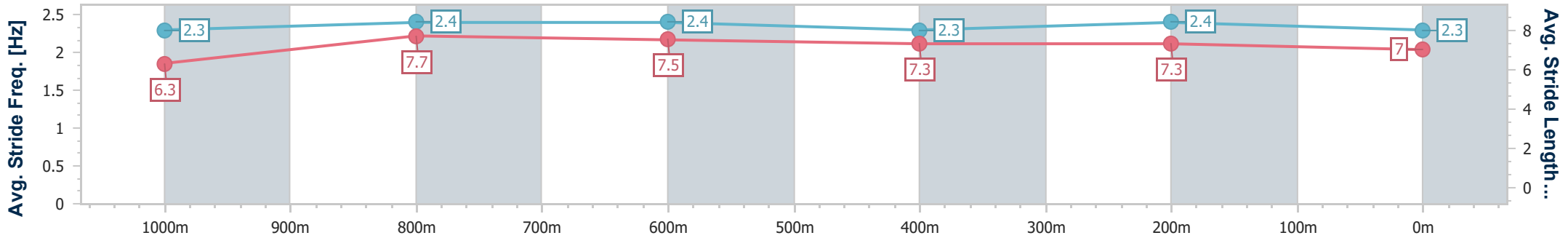
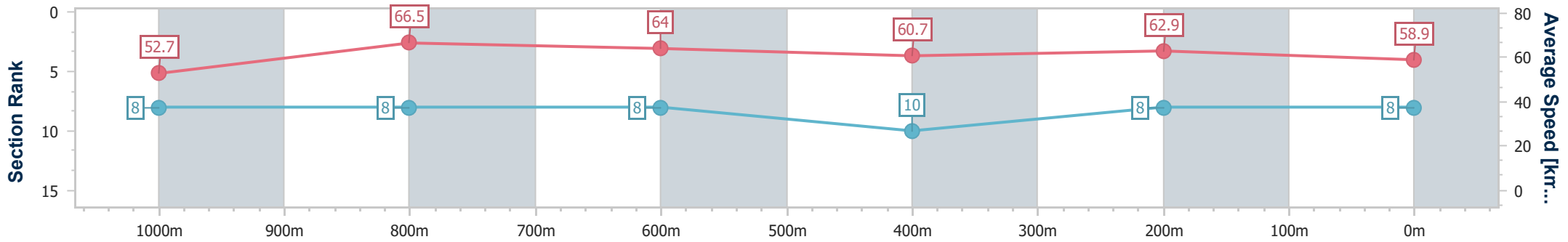


Doomben QLD Professional
Race 3: CASCADE Maiden Handicap - 1200m
 29 May 2024 - 13:20
 Track Rating: Soft 5, Weather: Fine, Rail Position: +5m Entire



BRISBANE
RACING CLUB

Section	Overall	1000m	800m	600m	400m	200m
Section Times	1:11.42 [8] (0:13.69)	0:57.73 [8] (0:10.82)	0:46.91 [8] (0:11.30)	0:35.61 [8] (0:11.95)	0:23.66 [10] (0:11.46)	0:12.20 [8]
Average Speed [km/h]	52.7	66.5	64.0	60.7	62.9	58.9
Top Speed [km/h]	66.5	67.9	66.0	63.2	63.8	62.0
Avg. Dist. to Rail [m]	6.1	0.5	1.1	1.0	0.5	0.8
Avg. Stride Freq. [Hz]	2.3	2.4	2.4	2.3	2.4	2.3
Avg. Stride Length [m]	6.3	7.7	7.5	7.3	7.3	7.0



- [] Ranking at each section and finish
- .-.- No data available at this section
- NA No data available



Horse/Jockey Name	Board Member
Final Rank	9
Fastest Section Time (Section)	0:10.79 (1000m)
Top Speed [km/h] (Section)	69.7 (Overall)
Race State	Finished

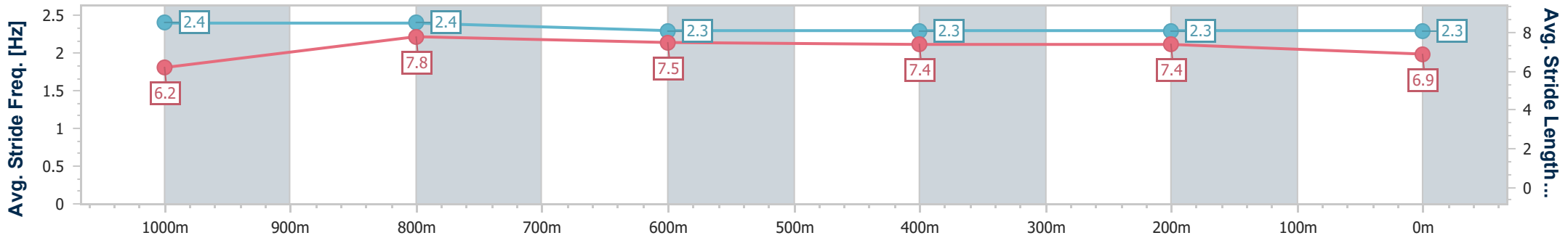
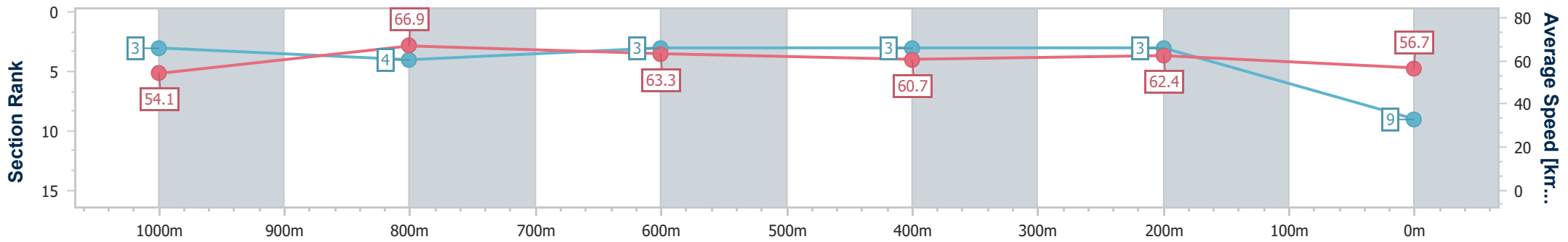


Doomben QLD Professional
Race 3: CASCADE Maiden Handicap - 1200m
 29 May 2024 - 13:20
 Track Rating: Soft 5, Weather: Fine, Rail Position: +5m Entire



BRISBANE
RACING CLUB

Section	Overall	1000m	800m	600m	400m	200m
Section Times	1:11.43 [9] (0:13.32)	0:58.11 [3] (0:10.79)	0:47.32 [4] (0:11.40)	0:35.92 [3] (0:11.74)	0:24.18 [3] (0:11.45)	0:12.73 [3] (0:12.73)
Average Speed [km/h]	54.1	66.9	63.3	60.7	62.4	56.7
Top Speed [km/h]	69.7	68.6	64.6	62.2	63.8	61.2
Avg. Dist. to Rail [m]	2.5	1.8	0.5	1.6	2.4	0.6
Avg. Stride Freq. [Hz]	2.4	2.4	2.3	2.3	2.3	2.3
Avg. Stride Length [m]	6.2	7.8	7.5	7.4	7.4	6.9



- [] Ranking at each section and finish
- .-.- No data available at this section
- NA No data available



Horse/Jockey Name	Pride Of Passion
Final Rank	10
Fastest Section Time (Section)	0:10.86 (1000m)
Top Speed [km/h] (Section)	67.9 (1000m)
Race State	Finished

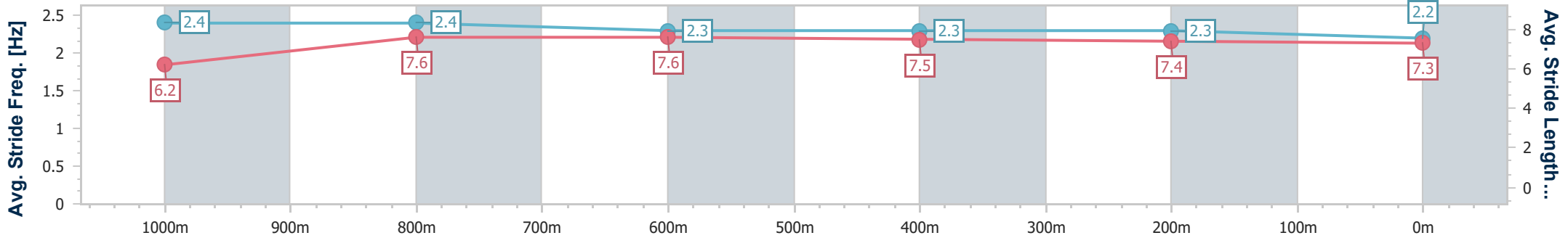
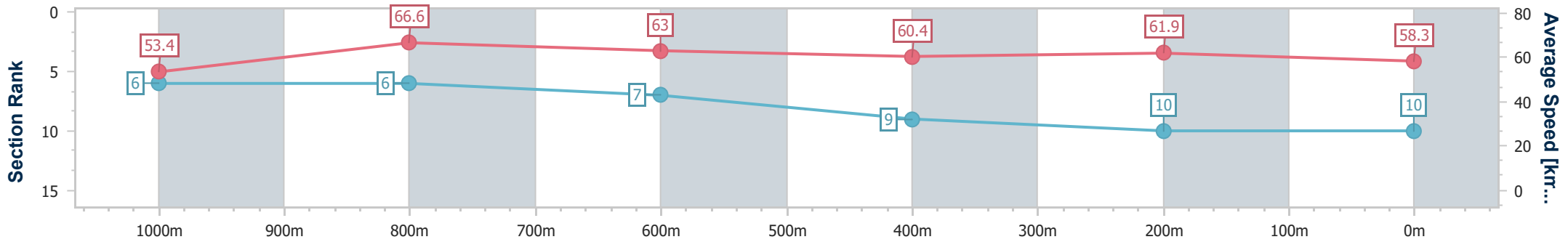


Doomben QLD Professional
Race 3: CASCADE Maiden Handicap - 1200m
 29 May 2024 - 13:20
 Track Rating: Soft 5, Weather: Fine, Rail Position: +5m Entire



BRISBANE
RACING CLUB

Section	Overall	1000m	800m	600m	400m	200m
Section Times	1:11.64 [10] (0:13.51)	0:58.13 [6] (0:10.86)	0:47.27 [6] (0:11.43)	0:35.84 [7] (0:11.86)	0:23.98 [9] (0:11.61)	0:12.37 [10] (0:12.37)
Average Speed [km/h]	53.4	66.6	63.0	60.4	61.9	58.3
Top Speed [km/h]	67.5	67.9	65.1	61.9	62.8	61.3
Avg. Dist. to Rail [m]	4.1	2.0	0.7	0.7	1.2	1.3
Avg. Stride Freq. [Hz]	2.4	2.4	2.3	2.3	2.3	2.2
Avg. Stride Length [m]	6.2	7.6	7.6	7.5	7.4	7.3



- [] Ranking at each section and finish
- .-.- No data available at this section
- NA No data available



Horse/Jockey Name	First To Mars
Final Rank	11
Fastest Section Time (Section)	0:10.81 (1000m)
Top Speed [km/h] (Section)	67.7 (1000m)
Race State	Finished

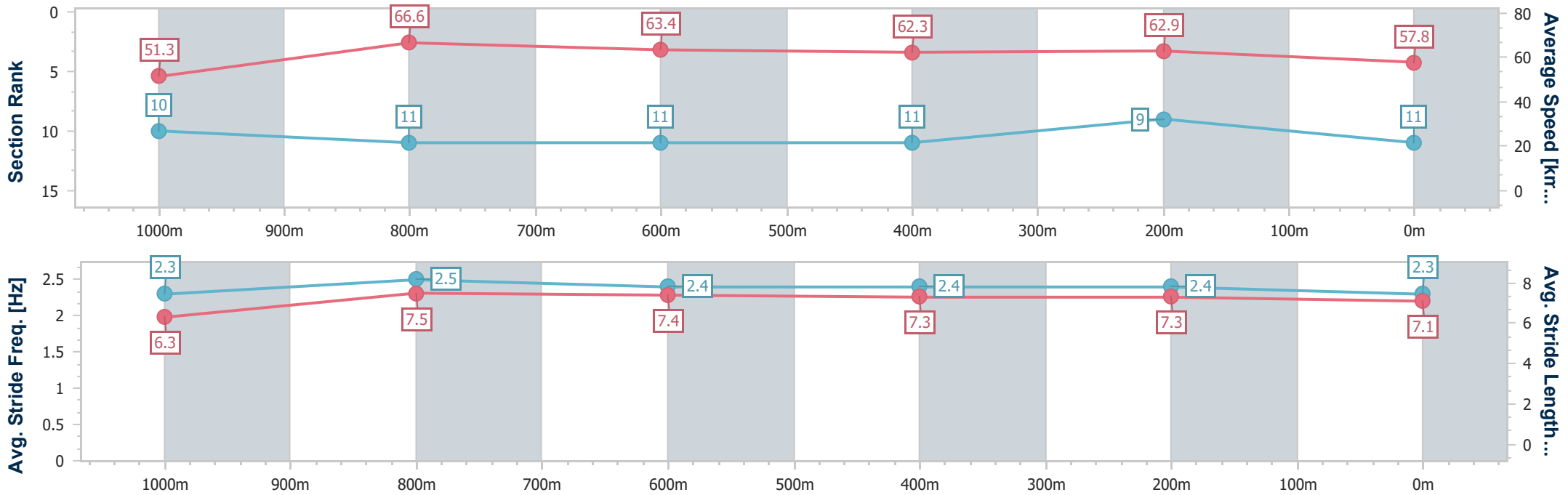


Doomben QLD Professional
Race 3: CASCADE Maiden Handicap - 1200m
 29 May 2024 - 13:20
 Track Rating: Soft 5, Weather: Fine, Rail Position: +5m Entire



BRISBANE
RACING CLUB

Section	Overall	1000m	800m	600m	400m	200m
Section Times	1:11.72 [11] (0:14.06)	0:57.66 [10] (0:10.81)	0:46.85 [11] (0:11.34)	0:35.51 [11] (0:11.58)	0:23.93 [11] (0:11.46)	0:12.47 [9] (0:12.47)
Average Speed [km/h]	51.3	66.6	63.4	62.3	62.9	57.8
Top Speed [km/h]	67.4	67.7	65.5	63.8	63.9	61.4
Avg. Dist. to Rail [m]	1.5	0.8	0.5	0.3	3.4	7.4
Avg. Stride Freq. [Hz]	2.3	2.5	2.4	2.4	2.4	2.3
Avg. Stride Length [m]	6.3	7.5	7.4	7.3	7.3	7.1



- [] Ranking at each section and finish
- .-.- No data available at this section
- NA No data available



Horse/Jockey Name	Careful Missile
Final Rank	12
Fastest Section Time (Section)	0:10.86 (1000m)
Top Speed [km/h] (Section)	68.5 (1000m)
Race State	Finished

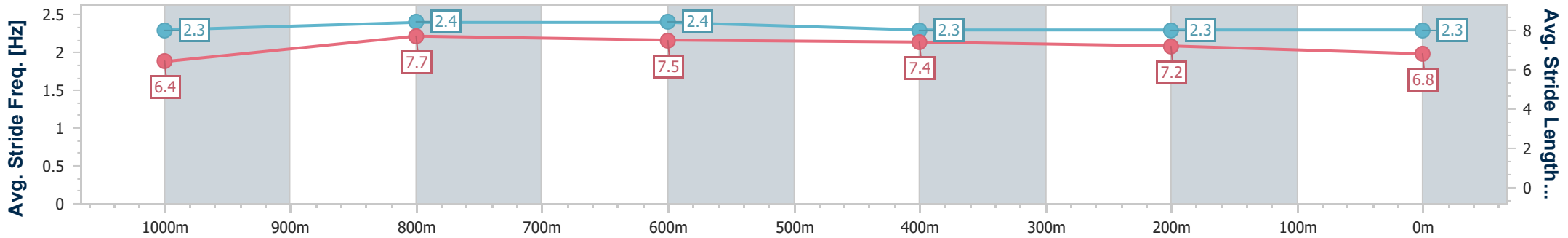
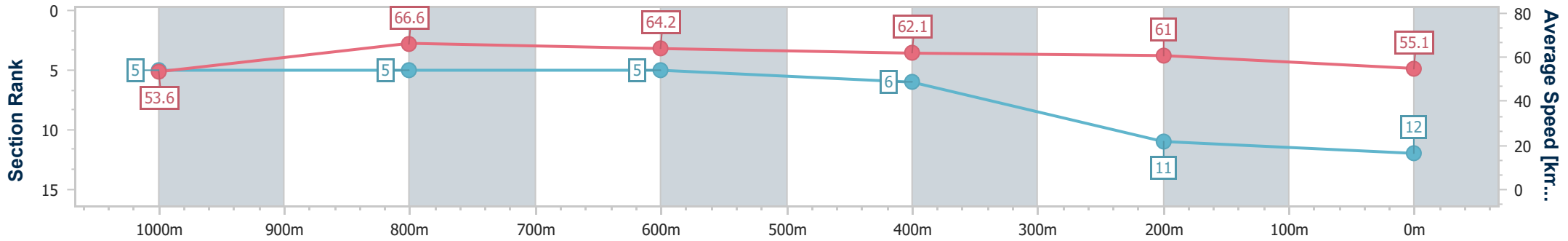


Doomben QLD Professional
Race 3: CASCADE Maiden Handicap - 1200m
 29 May 2024 - 13:20
 Track Rating: Soft 5, Weather: Fine, Rail Position: +5m Entire



BRISBANE
RACING CLUB

Section	Overall	1000m	800m	600m	400m	200m
Section Times	1:12.40 [12] (0:13.44)	0:58.96 [5] (0:10.86)	0:48.10 [5] (0:11.38)	0:36.72 [5] (0:11.81)	0:24.91 [6] (0:11.86)	0:13.05 [11] (0:13.05)
Average Speed [km/h]	53.6	66.6	64.2	62.1	61.0	55.1
Top Speed [km/h]	66.6	68.5	65.2	63.9	62.1	59.1
Avg. Dist. to Rail [m]	4.8	3.3	2.8	2.9	3.0	1.8
Avg. Stride Freq. [Hz]	2.3	2.4	2.4	2.3	2.3	2.3
Avg. Stride Length [m]	6.4	7.7	7.5	7.4	7.2	6.8



- [] Ranking at each section and finish
- .-.- No data available at this section
- NA No data available



Horse/Jockey Name	Spruce
Final Rank	13
Fastest Section Time (Section)	0:10.61 (1000m)
Top Speed [km/h] (Section)	69.8 (1000m)
Race State	Finished

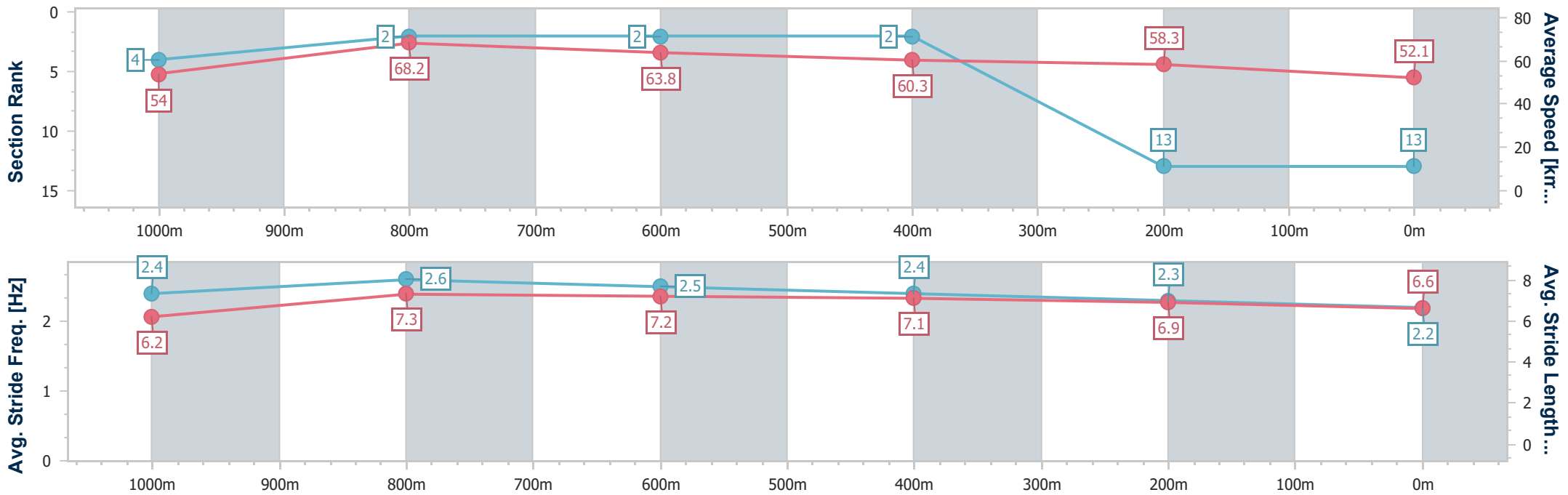


Doomben QLD Professional
Race 3: CASCADE Maiden Handicap - 1200m
 29 May 2024 - 13:20
 Track Rating: Soft 5, Weather: Fine, Rail Position: +5m Entire



BRISBANE
RACING CLUB

Section	Overall	1000m	800m	600m	400m	200m
Section Times	1:13.43 [13] (0:13.33)	1:00.10 [4] (0:10.61)	0:49.49 [2] (0:11.40)	0:38.09 [2] (0:11.89)	0:26.20 [2] (0:12.34)	0:13.86 [13]
Average Speed [km/h]	54.0	68.2	63.8	60.3	58.3	52.1
Top Speed [km/h]	69.5	69.8	67.8	62.8	60.7	55.9
Avg. Dist. to Rail [m]	8.3	2.5	1.6	0.9	0.6	0.8
Avg. Stride Freq. [Hz]	2.4	2.6	2.5	2.4	2.3	2.2
Avg. Stride Length [m]	6.2	7.3	7.2	7.1	6.9	6.6



- [] Ranking at each section and finish
- .-.- No data available at this section
- NA No data available



Doomben QLD Professional

Race 4: WORLD POOL ON 1 JUNE OPEN Handicap - 1200m

29 May 2024 - 13:56



BRISBANE
RACING CLUB

Track Rating: Soft 5, Weather: Fine, Rail Position: +5m Entire

Section		Overall	1000m	800m	600m	400m	200m	Last 600m					
Field Times		1:09.51 (0:13.61)	0:55.90 (0:10.90)	0:45.00 (0:11.42)	0:33.58 (0:11.57)	0:22.01 (0:10.66)	0:11.35 (0:11.35)	0:33.58					
Rank	TAB Horse/Jockey	Barrier	Top Speed [km/h]	Fastest Section							Margin	Distance Travelled [m]	
1	7 MIDNIGHT IN TOKYO Bailey Wheeler	7	69.5 Overall	0:10.71 400m	1:09.51 [1] (0:13.62)	0:55.89 [2] (0:10.96)	0:44.93 [2] (0:11.54)	0:33.39 [3] (0:11.47)	0:21.92 [3] (0:10.71)	0:11.21 [2] (0:11.21)	1:09.51	0:33.39	
2	4 HOLD ON HONEY Emily Lang	3	68.4 400m	0:10.66 400m	1:09.56 [2] (0:13.61)	0:55.95 [1] (0:10.90)	0:45.05 [1] (0:11.42)	0:33.63 [1] (0:11.57)	0:22.06 [1] (0:10.66)	0:11.40 [1] (0:11.40)	0.3L	0:33.63	-3
3	8 PUNCH LANE Kyle Wilson-Taylor	5	68.2 400m	0:10.67 400m	1:09.87 [3] (0:14.13)	0:55.74 [6] (0:11.05)	0:44.69 [6] (0:11.33)	0:33.36 [5] (0:11.43)	0:21.93 [6] (0:10.67)	0:11.26 [5] (0:11.26)	2.1L	0:33.36	-4
4	3 DREAM HOUR Craig Williams	8	68.6 400m	0:10.66 400m	1:09.88 [4] (0:14.31)	0:55.57 [7] (0:11.10)	0:44.47 [7] (0:11.32)	0:33.15 [7] (0:11.38)	0:21.77 [8] (0:10.66)	0:11.11 [8] (0:11.11)	2.14L	0:33.15	+2
4	6 SAILOR'S SECRET Cejay Graham	1	67.2 1000m	0:10.95 400m	1:09.88 [4] (0:13.80)	0:56.08 [4] (0:10.97)	0:45.11 [3] (0:11.34)	0:33.77 [2] (0:11.45)	0:22.32 [2] (0:10.95)	0:11.37 [3] (0:11.37)	2.14L	0:33.77	-4
6	2 OVIDIUS Blake Shinn	2	68.4 400m	0:10.75 400m	1:10.00 [6] (0:13.99)	0:56.01 [5] (0:11.08)	0:44.93 [5] (0:11.46)	0:33.47 [6] (0:11.38)	0:22.09 [5] (0:10.75)	0:11.34 [6] (0:11.34)	2.86L	0:33.47	+0
7	10 NOBLE STYLE Sean Cormack	4	68.2 400m	0:10.83 400m	1:10.29 [7] (0:13.70)	0:56.59 [3] (0:11.11)	0:45.48 [4] (0:11.55)	0:33.93 [4] (0:11.38)	0:22.55 [4] (0:10.83)	0:11.72 [4] (0:11.72)	4.58L	0:33.93	+1
8	5 MISSISSIPPI PRINCE Samantha Collett	10	67.6 400m	0:10.81 400m	1:10.32 [8] (0:14.40)	0:55.92 [8] (0:11.06)	0:44.86 [8] (0:11.39)	0:33.47 [8] (0:11.09)	0:22.38 [7] (0:10.81)	0:11.57 [7] (0:11.57)	4.74L	0:33.47	-5

Scratched: Bonaparte (#1), Air Marshal (#9)

[] Ranking at each section and finish
 -:-:- No data available at this section
 NA No data available

SCN Saddle cloth number
 DNF Did not finish
 DNT Did not track



Horse/Jockey Name	Midnight In Tokyo
Final Rank	1
Fastest Section Time (Section)	0:10.71 (400m)
Top Speed [km/h] (Section)	69.5 (Overall)
Race State	Finished

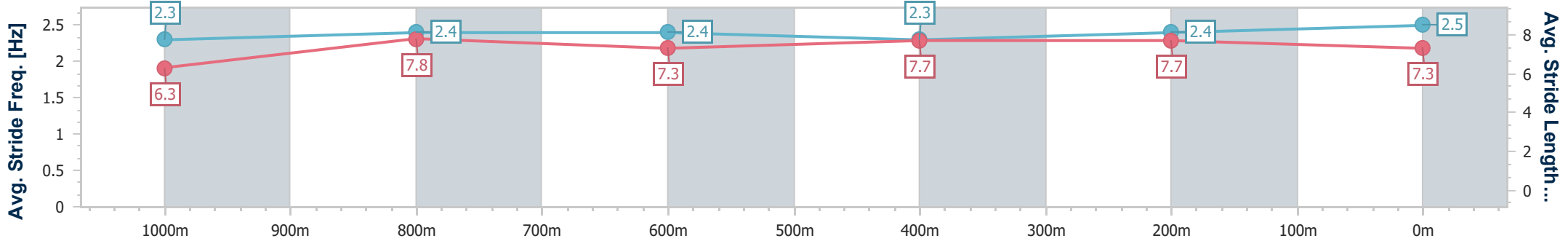
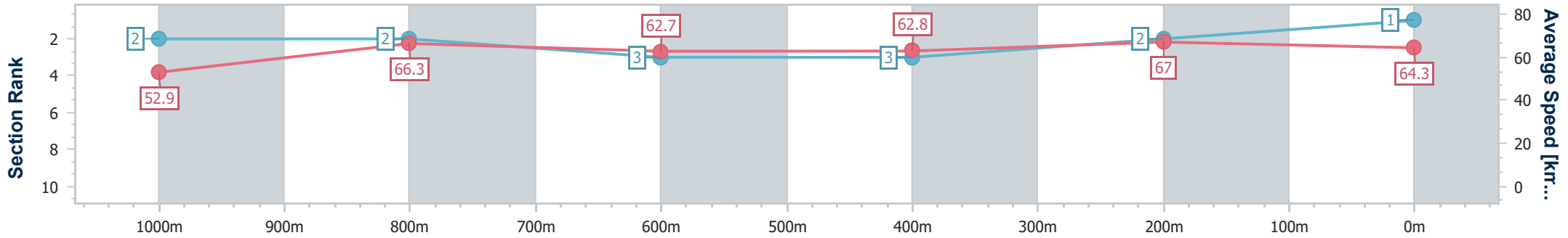


Doomben QLD Professional
Race 4: WORLD POOL ON 1 JUNE OPEN Handicap - 1200m
 29 May 2024 - 13:56
 Track Rating: Soft 5, Weather: Fine, Rail Position: +5m Entire



BRISBANE
RACING CLUB

Section	Overall	1000m	800m	600m	400m	200m
Section Times	1:09.51 [1] (0:13.62)	0:55.89 [2] (0:10.96)	0:44.93 [2] (0:11.54)	0:33.39 [3] (0:11.47)	0:21.92 [3] (0:10.71)	0:11.21 [2]
Average Speed [km/h]	52.9	66.3	62.7	62.8	67.0	64.3
Top Speed [km/h]	69.5	69.4	64.1	65.3	68.5	67.3
Avg. Dist. to Rail [m]	4.5	2.9	1.5	0.7	1.4	1.4
Avg. Stride Freq. [Hz]	2.3	2.4	2.4	2.3	2.4	2.5
Avg. Stride Length [m]	6.3	7.8	7.3	7.7	7.7	7.3



- [] Ranking at each section and finish
- .-.- No data available at this section
- NA No data available



Horse/Jockey Name	Hold On Honey
Final Rank	2
Fastest Section Time (Section)	0:10.66 (400m)
Top Speed [km/h] (Section)	68.4 (400m)
Race State	Finished

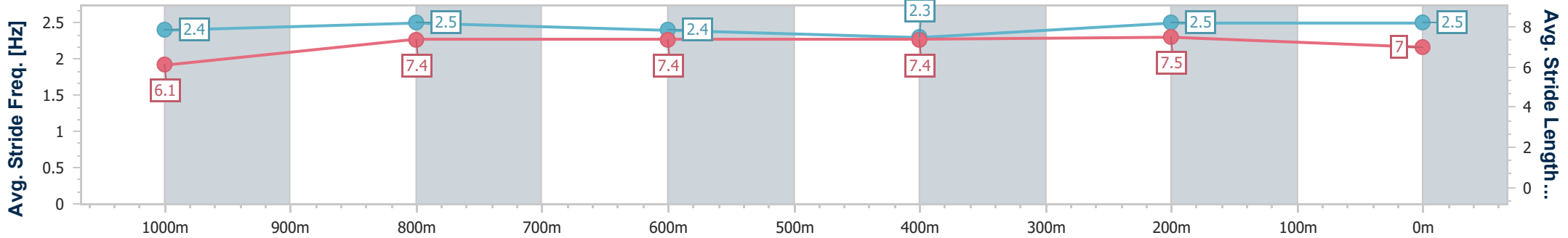
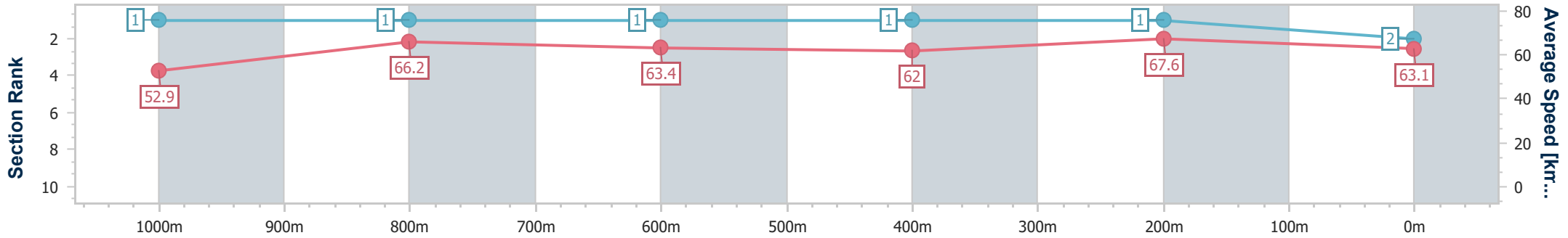


Doomben QLD Professional
Race 4: WORLD POOL ON 1 JUNE OPEN Handicap - 1200m
 29 May 2024 - 13:56
 Track Rating: Soft 5, Weather: Fine, Rail Position: +5m Entire



BRISBANE
 RACING CLUB

Section	Overall	1000m	800m	600m	400m	200m
Section Times	1:09.56 [2] (0:13.61)	0:55.95 [1] (0:10.90)	0:45.05 [1] (0:11.42)	0:33.63 [1] (0:11.57)	0:22.06 [1] (0:10.66)	0:11.40 [1] (0:11.40)
Average Speed [km/h]	52.9	66.2	63.4	62.0	67.6	63.1
Top Speed [km/h]	66.9	67.8	65.3	64.8	68.4	66.5
Avg. Dist. to Rail [m]	2.4	1.1	0.6	0.4	1.5	2.2
Avg. Stride Freq. [Hz]	2.4	2.5	2.4	2.3	2.5	2.5
Avg. Stride Length [m]	6.1	7.4	7.4	7.4	7.5	7.0



- [] Ranking at each section and finish
- .-.- No data available at this section
- NA No data available



Horse/Jockey Name	Punch Lane
Final Rank	3
Fastest Section Time (Section)	0:10.67 (400m)
Top Speed [km/h] (Section)	68.2 (400m)
Race State	Finished

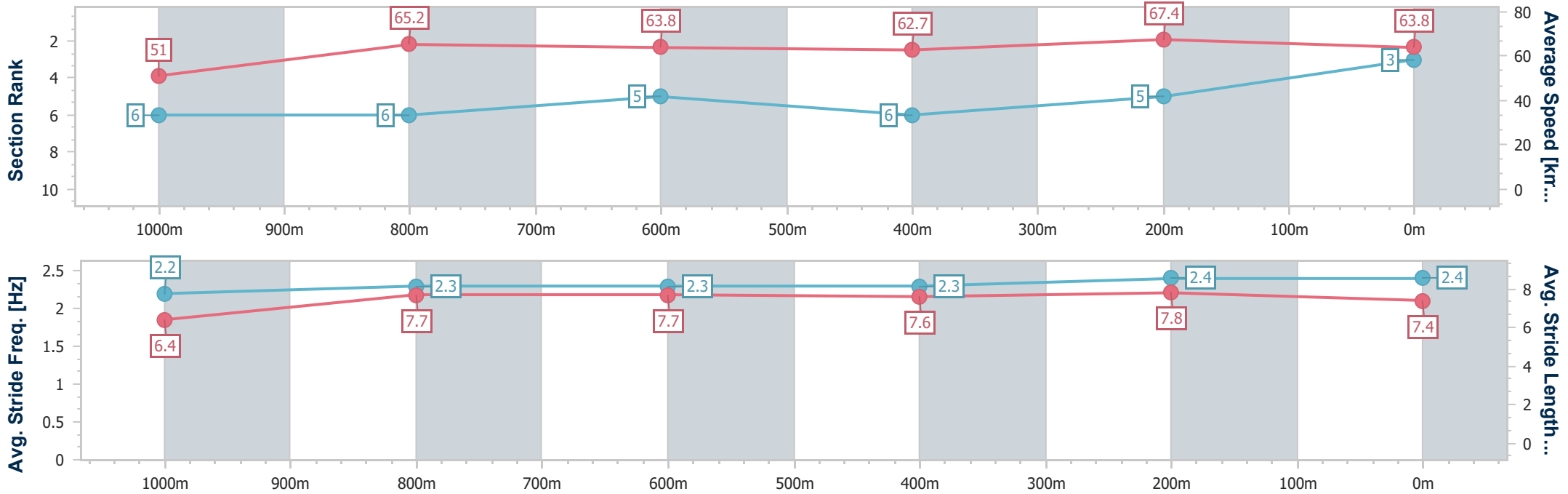


Doomben QLD Professional
Race 4: WORLD POOL ON 1 JUNE OPEN Handicap - 1200m
 29 May 2024 - 13:56
 Track Rating: Soft 5, Weather: Fine, Rail Position: +5m Entire



BRISBANE
RACING CLUB

Section	Overall	1000m	800m	600m	400m	200m
Section Times	1:09.87 [3] (0:14.13)	0:55.74 [6] (0:11.05)	0:44.69 [6] (0:11.33)	0:33.36 [5] (0:11.43)	0:21.93 [6] (0:10.67)	0:11.26 [5]
Average Speed [km/h]	51.0	65.2	63.8	62.7	67.4	63.8
Top Speed [km/h]	64.9	66.3	64.7	64.1	68.2	67.2
Avg. Dist. to Rail [m]	3.2	1.1	0.2	0.6	0.7	1.2
Avg. Stride Freq. [Hz]	2.2	2.3	2.3	2.3	2.4	2.4
Avg. Stride Length [m]	6.4	7.7	7.7	7.6	7.8	7.4



- [] Ranking at each section and finish
- .-.- No data available at this section
- NA No data available



Horse/Jockey Name	Dream Hour
Final Rank	4
Fastest Section Time (Section)	0:10.66 (400m)
Top Speed [km/h] (Section)	68.6 (400m)
Race State	Finished

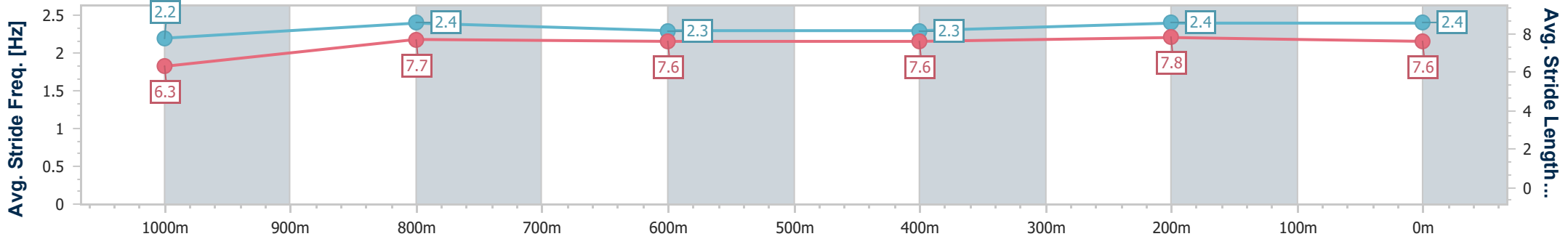
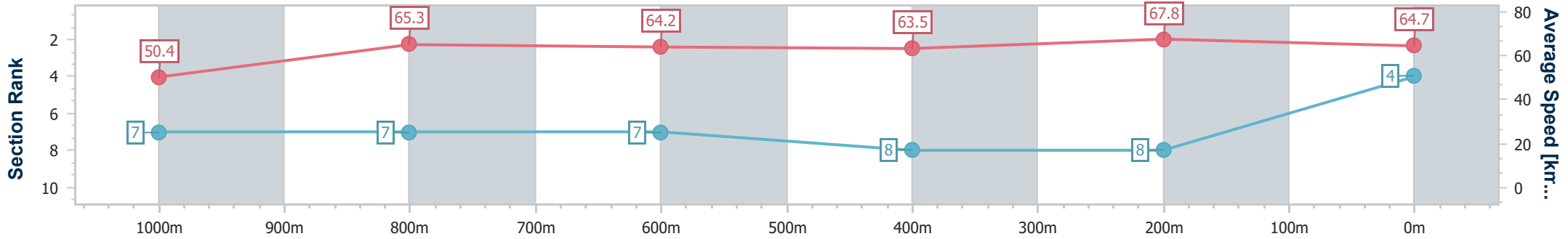


Doomben QLD Professional
Race 4: WORLD POOL ON 1 JUNE OPEN Handicap - 1200m
 29 May 2024 - 13:56
 Track Rating: Soft 5, Weather: Fine, Rail Position: +5m Entire



BRISBANE
RACING CLUB

Section	Overall	1000m	800m	600m	400m	200m
Section Times	1:09.88 [4] (0:14.31)	0:55.57 [7] (0:11.10)	0:44.47 [7] (0:11.32)	0:33.15 [7] (0:11.38)	0:21.77 [8] (0:10.66)	0:11.11 [8]
Average Speed [km/h]	50.4	65.3	64.2	63.5	67.8	64.7
Top Speed [km/h]	65.6	66.7	66.9	65.7	68.6	67.1
Avg. Dist. to Rail [m]	4.6	2.3	1.9	1.1	2.7	5.4
Avg. Stride Freq. [Hz]	2.2	2.4	2.3	2.3	2.4	2.4
Avg. Stride Length [m]	6.3	7.7	7.6	7.6	7.8	7.6



- [] Ranking at each section and finish
- .-.- No data available at this section
- NA No data available



Horse/Jockey Name	Sailor's Secret
Final Rank	4
Fastest Section Time (Section)	0:10.95 (400m)
Top Speed [km/h] (Section)	67.2 (1000m)
Race State	Finished

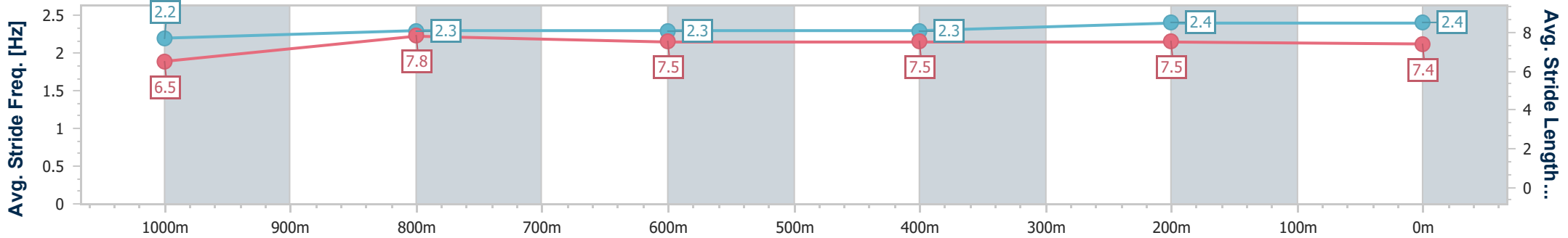
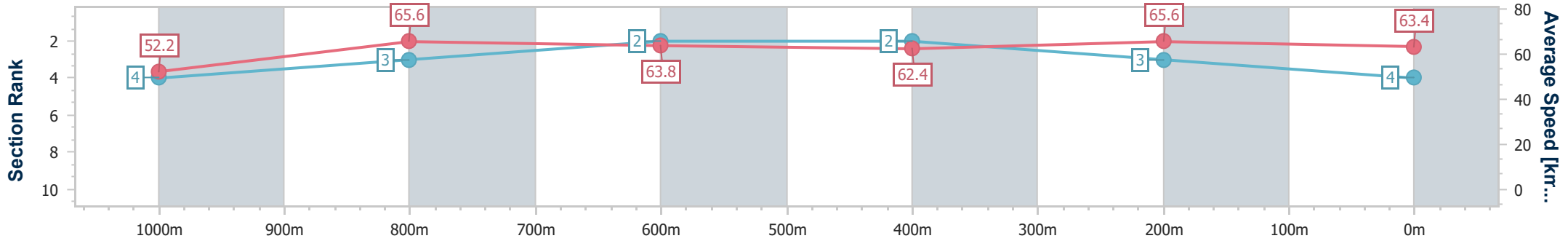


Doomben QLD Professional
Race 4: WORLD POOL ON 1 JUNE OPEN Handicap - 1200m
 29 May 2024 - 13:56
 Track Rating: Soft 5, Weather: Fine, Rail Position: +5m Entire



BRISBANE
RACING CLUB

Section	Overall	1000m	800m	600m	400m	200m
Section Times	1:09.88 [4] (0:13.80)	0:56.08 [4] (0:10.97)	0:45.11 [3] (0:11.34)	0:33.77 [2] (0:11.45)	0:22.32 [2] (0:10.95)	0:11.37 [3]
Average Speed [km/h]	52.2	65.6	63.8	62.4	65.6	63.4
Top Speed [km/h]	65.0	67.2	65.2	63.7	66.0	66.1
Avg. Dist. to Rail [m]	0.6	0.5	0.3	0.9	1.9	1.0
Avg. Stride Freq. [Hz]	2.2	2.3	2.3	2.3	2.4	2.4
Avg. Stride Length [m]	6.5	7.8	7.5	7.5	7.5	7.4



- [] Ranking at each section and finish
- .-.- No data available at this section
- NA No data available



Horse/Jockey Name	Ovidius
Final Rank	6
Fastest Section Time (Section)	0:10.75 (400m)
Top Speed [km/h] (Section)	68.4 (400m)
Race State	Finished

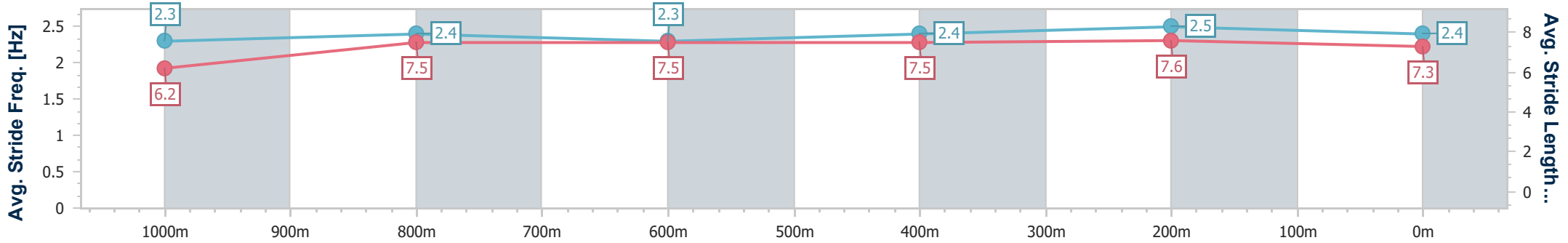
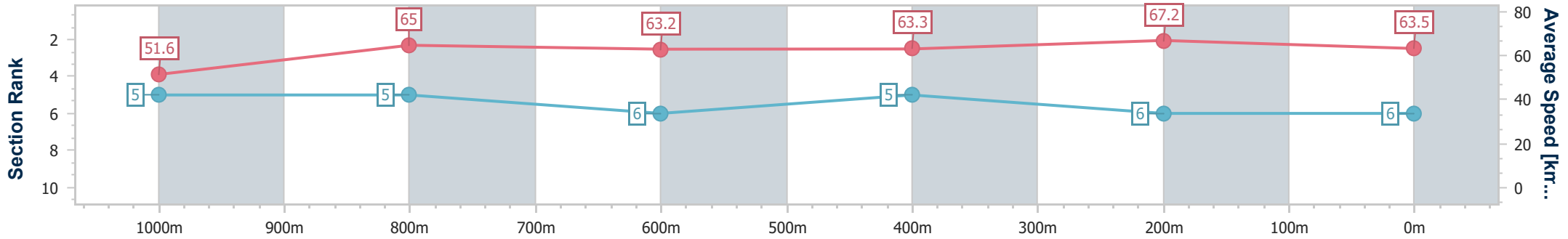


Doomben QLD Professional
Race 4: WORLD POOL ON 1 JUNE OPEN Handicap - 1200m
 29 May 2024 - 13:56
 Track Rating: Soft 5, Weather: Fine, Rail Position: +5m Entire



BRISBANE
RACING CLUB

Section	Overall	1000m	800m	600m	400m	200m
Section Times	1:10.00 [6] (0:13.99)	0:56.01 [5] (0:11.08)	0:44.93 [5] (0:11.46)	0:33.47 [6] (0:11.38)	0:22.09 [5] (0:10.75)	0:11.34 [6] (0:11.34)
Average Speed [km/h]	51.6	65.0	63.2	63.3	67.2	63.5
Top Speed [km/h]	65.9	66.8	64.1	65.4	68.4	65.3
Avg. Dist. to Rail [m]	0.8	1.2	0.9	0.4	1.4	3.7
Avg. Stride Freq. [Hz]	2.3	2.4	2.3	2.4	2.5	2.4
Avg. Stride Length [m]	6.2	7.5	7.5	7.5	7.6	7.3



- [] Ranking at each section and finish
- .-.- No data available at this section
- NA No data available



Horse/Jockey Name	Noble Style
Final Rank	7
Fastest Section Time (Section)	0:10.83 (400m)
Top Speed [km/h] (Section)	68.2 (400m)
Race State	Finished

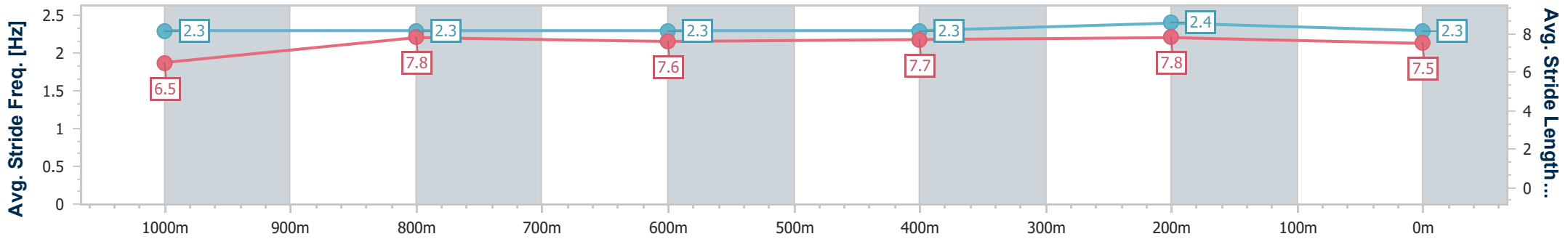
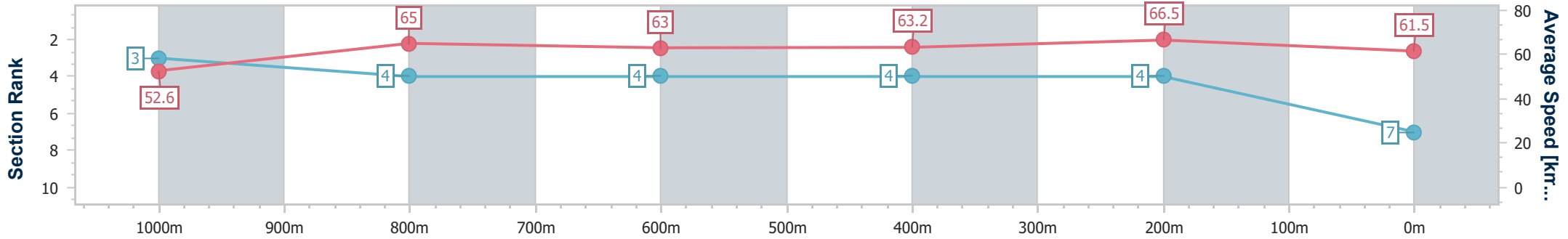


Doomben QLD Professional
Race 4: WORLD POOL ON 1 JUNE OPEN Handicap - 1200m
 29 May 2024 - 13:56
 Track Rating: Soft 5, Weather: Fine, Rail Position: +5m Entire



BRISBANE
RACING CLUB

Section	Overall	1000m	800m	600m	400m	200m
Section Times	1:10.29 [7] (0:13.70)	0:56.59 [3] (0:11.11)	0:45.48 [4] (0:11.55)	0:33.93 [4] (0:11.38)	0:22.55 [4] (0:10.83)	0:11.72 [4] (0:11.72)
Average Speed [km/h]	52.6	65.0	63.0	63.2	66.5	61.5
Top Speed [km/h]	66.3	67.4	64.2	64.7	68.2	65.6
Avg. Dist. to Rail [m]	3.0	1.6	1.6	0.5	0.3	2.2
Avg. Stride Freq. [Hz]	2.3	2.3	2.3	2.3	2.4	2.3
Avg. Stride Length [m]	6.5	7.8	7.6	7.7	7.8	7.5



- [] Ranking at each section and finish
- .-.- No data available at this section
- NA No data available



Horse/Jockey Name	Mississippi Prince
Final Rank	8
Fastest Section Time (Section)	0:10.81 (400m)
Top Speed [km/h] (Section)	67.6 (400m)
Race State	Finished

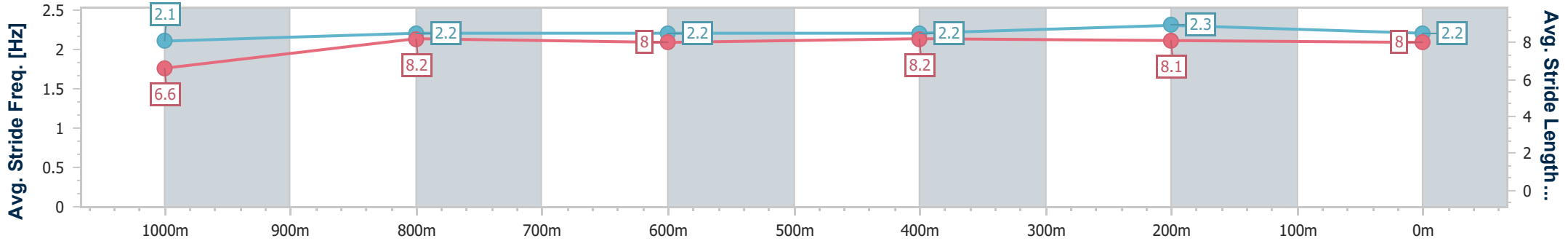
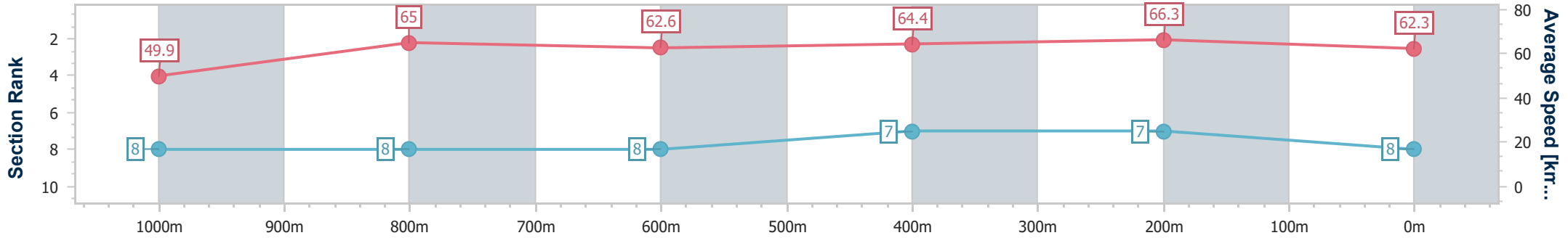


Doomben QLD Professional
Race 4: WORLD POOL ON 1 JUNE OPEN Handicap - 1200m
 29 May 2024 - 13:56
 Track Rating: Soft 5, Weather: Fine, Rail Position: +5m Entire



BRISBANE
RACING CLUB

Section	Overall	1000m	800m	600m	400m	200m
Section Times	1:10.32 [8] (0:14.40)	0:55.92 [8] (0:11.06)	0:44.86 [8] (0:11.39)	0:33.47 [8] (0:11.09)	0:22.38 [7] (0:10.81)	0:11.57 [7] (0:11.57)
Average Speed [km/h]	49.9	65.0	62.6	64.4	66.3	62.3
Top Speed [km/h]	63.5	65.9	63.9	64.8	67.6	65.5
Avg. Dist. to Rail [m]	3.7	0.4	1.5	1.7	1.6	0.5
Avg. Stride Freq. [Hz]	2.1	2.2	2.2	2.2	2.3	2.2
Avg. Stride Length [m]	6.6	8.2	8.0	8.2	8.1	8.0



- [] Ranking at each section and finish
- .-.- No data available at this section
- NA No data available



Doomben QLD Professional

Race 5: STRADBROKE CALCUTTA 13 JUNE BENCHMARK 68 Handicap - 1630m

29 May 2024 - 14:29



BRISBANE
RACING CLUB

Track Rating: Soft 5, Weather: Fine, Rail Position: +5m Entire

Section		Overall	1400m	1200m	1000m	800m	600m	400m	Last 600m				
Field Times		1:39.24 (0:15.71)	1:23.53 (0:12.10)	1:11.43 (0:12.27)	0:59.16 (0:12.33)	0:46.83 (0:12.35)	0:34.48 (0:11.78)	0:22.70 (0:11.05)	0:34.48				
Rank	TAB Horse/Jockey	Barrier	Top Speed [km/h]	Fastest Section	Distance Travelled [m]								
1	5 BLAZEN BOOTS Blake Shinn	6	67.2 400m	0:10.98 400m	1:39.24 [1] (0:15.97)	1:23.27 [2] (0:11.99)	1:11.28 [2] (0:12.44)	0:58.84 [3] (0:12.32)	0:46.52 [3] (0:12.36)	0:34.16 [3] (0:11.53)	0:22.63 [2] (0:10.98)	0:34.16	
2	14 CARTWHEELS Emily Lang	5	67.7 200m	0:10.71 400m	1:39.24 [2] (0:16.56)	1:22.68 [8] (0:12.07)	1:10.61 [8] (0:12.40)	0:58.21 [8] (0:12.34)	0:45.87 [7] (0:12.32)	0:33.55 [9] (0:11.34)	0:22.21 [6] (0:10.71)	0:33.55	+6
3	2 KENYADA James Orman	3	67.1 400m	0:11.03 400m	1:39.52 [3] (0:16.33)	1:23.19 [6] (0:11.88)	1:11.31 [6] (0:12.44)	0:58.87 [5] (0:12.30)	0:46.57 [5] (0:12.38)	0:34.19 [5] (0:11.64)	0:22.55 [5] (0:11.03)	0:34.19	-5
4	1 THIS'LLBETHEONE Bailey Wheeler	11	65.6 400m	0:11.10 400m	1:39.56 [4] (0:15.71)	1:23.85 [1] (0:12.10)	1:11.75 [1] (0:12.27)	0:59.48 [1] (0:12.33)	0:47.15 [1] (0:12.35)	0:34.80 [1] (0:11.78)	0:23.02 [1] (0:11.10)	0:34.80	-7
5	4 ANEMACORE Michael Rodd	14	66.6 400m	0:10.85 400m	1:39.58 [5] (0:16.98)	1:22.60 [12] (0:11.98)	1:10.62 [11] (0:12.34)	0:58.28 [10] (0:12.17)	0:46.11 [9] (0:12.22)	0:33.89 [8] (0:11.51)	0:22.38 [9] (0:10.85)	0:33.89	+2
6	6 COUP DE TONNERRE Justin Huxtable	2	66.8 400m	0:11.05 400m	1:39.71 [6] (0:16.18)	1:23.53 [5] (0:11.98)	1:11.55 [4] (0:12.53)	0:59.02 [6] (0:12.36)	0:46.66 [6] (0:12.32)	0:34.34 [6] (0:11.69)	0:22.65 [7] (0:11.05)	0:34.34	-5
7	15 VETOED Noriyuki Masuda	10	67.0 400m	0:10.83 400m	1:39.80 [7] (0:16.92)	1:22.88 [11] (0:12.18)	1:10.70 [12] (0:12.44)	0:58.26 [12] (0:12.36)	0:45.90 [12] (0:12.24)	0:33.66 [12] (0:11.45)	0:22.21 [12] (0:10.83)	0:33.66	+0
8	9 DULCET Ryan Maloney	7	65.7 400m	0:11.12 400m	1:39.82 [8] (0:16.49)	1:23.33 [7] (0:12.10)	1:11.23 [7] (0:12.44)	0:58.79 [7] (0:12.38)	0:46.41 [8] (0:12.20)	0:34.21 [7] (0:11.47)	0:22.74 [8] (0:11.12)	0:34.21	-5
9	11 ARTFUL GIRL Marnu Potgieter	16	64.1 400m	0:11.32 400m	1:39.88 [9] (0:16.12)	1:23.76 [4] (0:12.07)	1:11.69 [5] (0:12.07)	0:59.62 [2] (0:12.33)	0:47.29 [2] (0:12.49)	0:34.80 [2] (0:11.69)	0:23.11 [4] (0:11.32)	0:34.80	-3
10	3 TIP OF THE SPEAR Martin Harley	4	66.9 400m	0:10.98 400m	1:40.11 [10] (0:16.86)	1:23.25 [10] (0:12.00)	1:11.25 [10] (0:12.45)	0:58.80 [11] (0:12.32)	0:46.48 [11] (0:12.20)	0:34.28 [11] (0:11.49)	0:22.79 [11] (0:10.98)	0:34.28	-7

Scratched: Extraordinaire (#8), Miss Brittany (#16), Security Advisor (#7), Sock'emsid (#10)

[] Ranking at each section and finish
 -:-:- No data available at this section
 NA No data available
 SCN Saddle cloth number
 DNF Did not finish
 DNT Did not track



Doomben QLD Professional
Race 5: STRADBROKE CALCUTTA 13 JUNE BENCHMARK 68 Handicap - 1630m
29 May 2024 - 14:29



Track Rating: Soft 5, Weather: Fine, Rail Position: +5m Entire

Section		Overall	1400m	1200m	1000m	800m	600m	400m	Last 600m
Field Times		1:39.24 (0:15.71)	1:23.53 (0:12.10)	1:11.43 (0:12.27)	0:59.16 (0:12.33)	0:46.83 (0:12.35)	0:34.48 (0:11.78)	0:22.70 (0:11.05)	0:34.48

Rank	TAB	Horse/Jockey	Barrier	Top Speed [km/h]	Fastest Section	Overall	1400m	1200m	1000m	800m	600m	400m	Last 600m	Distance Travelled [m]
11	13	OCTAVIO Jim Byrne	8	66.7 400m	0:11.04 400m	1:40.18 [11] (0:16.67)	1:23.51 [9] (0:12.11)	1:11.40 [9] (0:12.42)	0:58.98 [9] (0:12.37)	0:46.61 [10] (0:12.23)	0:34.38 [10] (0:11.43)	0:22.95 [10] (0:11.04)	0:34.38	-4
12	12	COOL KAAP Craig Williams	1	63.9 400m	0:11.38 400m	1:40.21 [12] (0:15.99)	1:24.22 [3] (0:12.05)	1:12.17 [3] (0:12.39)	0:59.78 [4] (0:12.33)	0:47.45 [4] (0:12.33)	0:35.12 [4] (0:11.63)	0:23.49 [3] (0:11.38)	0:35.12	-5

Scratched: Extraordinaire (#8), Miss Brittany (#16), Security Advisor (#7), Sock'emsid (#10)

[] Ranking at each section and finish
 -:-:-:- No data available at this section
 NA No data available

SCN Saddle cloth number
 DNF Did not finish
 DNT Did not track



Doomben QLD Professional
Race 5: STRADBROKE CALCUTTA 13 JUNE BENCHMARK 68 Handicap - 1630m
29 May 2024 - 14:29



Track Rating: Soft 5, Weather: Fine, Rail Position: +5m Entire

Section				200m				Last 600m	
Field Times				0:11.65 (0:11.65)				0:34.48	
Rank	TAB	Horse/Jockey	Barrier	Top Speed [km/h]	Fastest Section	Margin			Distance Travelled [m]
1	5	BLAZEN BOOTS Blake Shinn	6	67.2 400m	0:10.98 400m	0:11.65 [1] (0:11.65)	1:39.24		0:34.16
2	14	CARTWHEELS Emily Lang	5	67.7 200m	0:10.71 400m	0:11.50 [3] (0:11.50)	0.02L		0:33.55 +6
3	2	KENYADA James Orman	3	67.1 400m	0:11.03 400m	0:11.52 [4] (0:11.52)	1.69L		0:34.19 -5
4	1	THIS'LLBETHEONE Bailey Wheeler	11	65.6 400m	0:11.10 400m	0:11.92 [2] (0:11.92)	1.93L		0:34.80 -7
5	4	ANEMACORE Michael Rodd	14	66.6 400m	0:10.85 400m	0:11.53 [5] (0:11.53)	2.04L		0:33.89 +2
6	6	COUP DE TONNERRE Justin Huxtable	2	66.8 400m	0:11.05 400m	0:11.60 [8] (0:11.60)	2.79L		0:34.34 -5
7	15	VETOED Noriyuki Masuda	10	67.0 400m	0:10.83 400m	0:11.38 [12] (0:11.38)	3.35L		0:33.66 +0
8	9	DULCET Ryan Maloney	7	65.7 400m	0:11.12 400m	0:11.62 [9] (0:11.62)	3.44L		0:34.21 -5
9	11	ARTFUL GIRL Marnu Potgieter	16	64.1 400m	0:11.32 400m	0:11.79 [6] (0:11.79)	3.78L		0:34.80 -3
10	3	TIP OF THE SPEAR Martin Harley	4	66.9 400m	0:10.98 400m	0:11.81 [11] (0:11.81)	5.13L		0:34.28 -7

Scratched: Extraordinaire (#8), Miss Brittany (#16), Security Advisor (#7), Sock'emsid (#10)

[] Ranking at each section and finish
 -:-:- No data available at this section
 NA No data available

SCN Saddle cloth number
 DNF Did not finish
 DNT Did not track



Doomben QLD Professional
Race 5: STRADBROKE CALCUTTA 13 JUNE BENCHMARK 68 Handicap - 1630m
29 May 2024 - 14:29



Track Rating: Soft 5, Weather: Fine, Rail Position: +5m Entire

Section		200m		Last 600m			
Field Times		0:11.65 (0:11.65)		0:34.48			
Rank	TAB Horse/Jockey	Barrier	Top Speed [km/h]	Fastest Section	Margin	Distance Travelled [m]	
11	13 OCTAVIO Jim Byrne	8	66.7 400m	0:11.04 400m	0:11.91 [10] (0:11.91)	5.55L	0:34.38 -4
12	12 COOL KAAP Craig Williams	1	63.9 400m	0:11.38 400m	0:12.11 [7] (0:12.11)	5.75L	0:35.12 -5

Scratched: Extraordinaire (#8), Miss Brittany (#16), Security Advisor (#7), Sock'emsid (#10)

[] Ranking at each section and finish
 -:-:-:- No data available at this section
 NA No data available

SCN Saddle cloth number
 DNF Did not finish
 DNT Did not track



Horse/Jockey Name	Blazen Boots
Final Rank	1
Fastest Section Time (Section)	0:10.98 (400m)
Top Speed [km/h] (Section)	67.2 (400m)
Race State	Finished

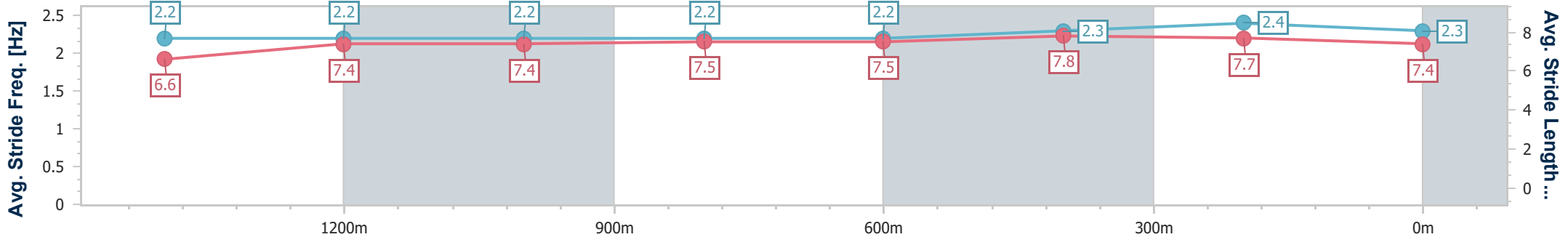
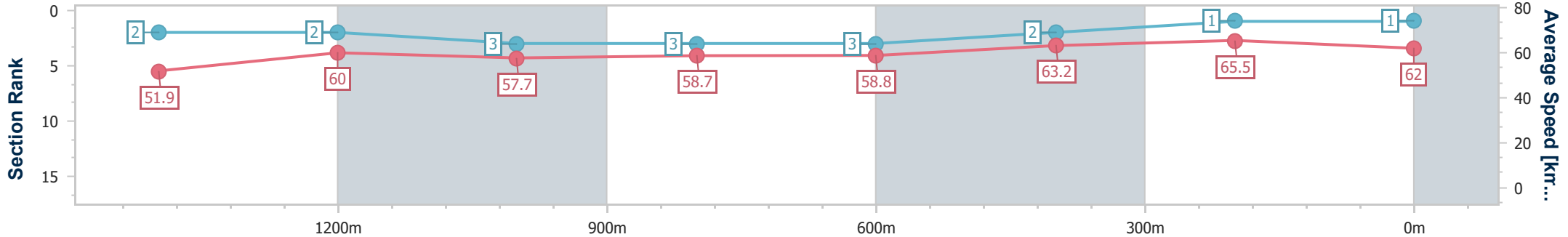


Doomben QLD Professional
Race 5: STRADBROKE CALCUTTA 13 JUNE BENCHMARK 68
Handicap - 1630m
29 May 2024 - 14:29
Track Rating: Soft 5, Weather: Fine, Rail Position: +5m Entire



BRISBANE
RACING CLUB

Section	Overall	1400m	1200m	1000m	800m	600m	400m	200m
Section Times	1:39.24 [1] (0:15.97)	1:23.27 [2] (0:11.99)	1:11.28 [2] (0:12.44)	0:58.84 [3] (0:12.32)	0:46.52 [3] (0:12.36)	0:34.16 [3] (0:11.53)	0:22.63 [2] (0:10.98)	0:11.65 [1] (0:11.65)
Average Speed [km/h]	51.9	60.0	57.7	58.7	58.8	63.2	65.5	62.0
Top Speed [km/h]	60.9	61.2	58.2	59.1	61.0	64.7	67.2	65.6
Avg. Dist. to Rail [m]	2.5	0.4	1.1	1.0	1.6	1.9	0.9	0.3
Avg. Stride Freq. [Hz]	2.2	2.2	2.2	2.2	2.2	2.3	2.4	2.3
Avg. Stride Length [m]	6.6	7.4	7.4	7.5	7.5	7.8	7.7	7.4



- [] Ranking at each section and finish
- .-.- No data available at this section
- NA No data available



Horse/Jockey Name	Cartwheels
Final Rank	2
Fastest Section Time (Section)	0:10.71 (400m)
Top Speed [km/h] (Section)	67.7 (200m)
Race State	Finished



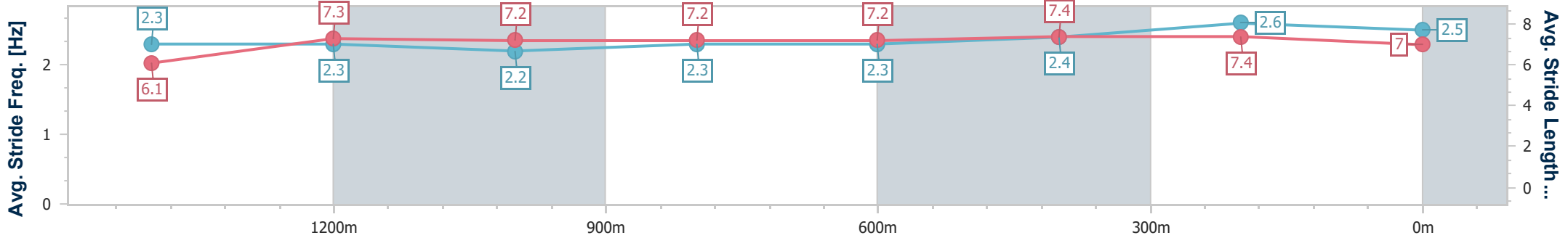
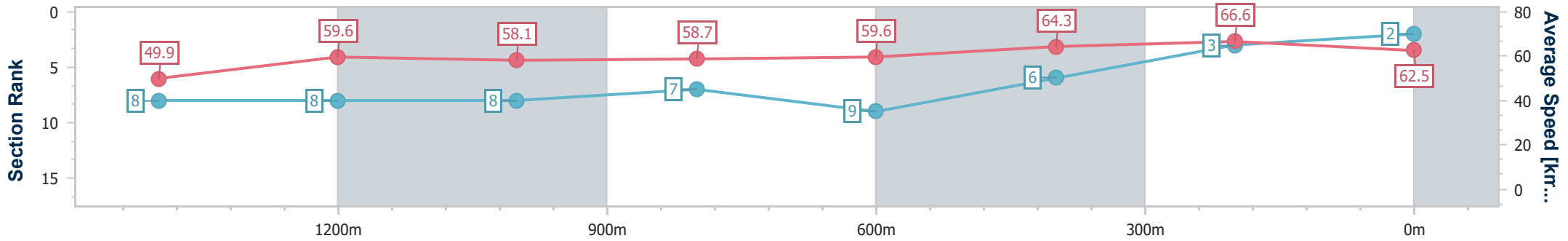
Doomben QLD Professional
Race 5: STRADBROKE CALCUTTA 13 JUNE BENCHMARK 68
Handicap - 1630m
29 May 2024 - 14:29



BRISBANE
 RACING CLUB

Track Rating: Soft 5, Weather: Fine, Rail Position: +5m Entire

Section	Overall	1400m	1200m	1000m	800m	600m	400m	200m
Section Times	1:39.24 [2] (0:16.56)	1:22.68 [8] (0:12.07)	1:10.61 [8] (0:12.40)	0:58.21 [8] (0:12.34)	0:45.87 [7] (0:12.32)	0:33.55 [9] (0:11.34)	0:22.21 [6] (0:10.71)	0:11.50 [3] (0:11.50)
Average Speed [km/h]	49.9	59.6	58.1	58.7	59.6	64.3	66.6	62.5
Top Speed [km/h]	63.1	61.7	59.0	59.9	62.0	66.7	67.7	67.7
Avg. Dist. to Rail [m]	2.7	0.7	1.6	2.3	3.3	3.0	4.4	7.4
Avg. Stride Freq. [Hz]	2.3	2.3	2.2	2.3	2.3	2.4	2.6	2.5
Avg. Stride Length [m]	6.1	7.3	7.2	7.2	7.2	7.4	7.4	7.0



- [] Ranking at each section and finish
- .-.- No data available at this section
- NA No data available



Horse/Jockey Name	Kenyada
Final Rank	3
Fastest Section Time (Section)	0:11.03 (400m)
Top Speed [km/h] (Section)	67.1 (400m)
Race State	Finished



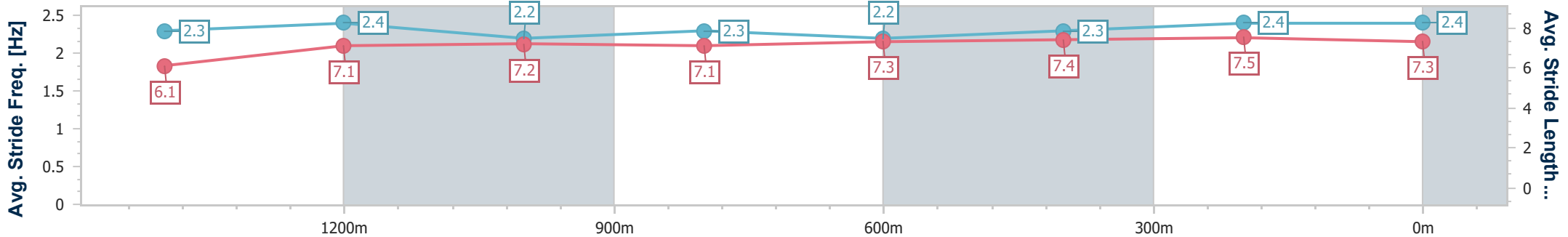
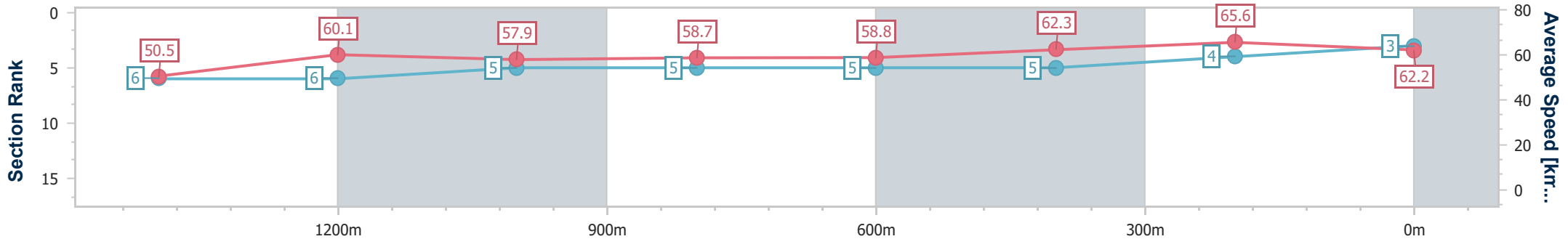
Doomben QLD Professional
Race 5: STRADBROKE CALCUTTA 13 JUNE BENCHMARK 68
Handicap - 1630m
29 May 2024 - 14:29



BRISBANE
RACING CLUB

Track Rating: Soft 5, Weather: Fine, Rail Position: +5m Entire

Section	Overall	1400m	1200m	1000m	800m	600m	400m	200m
Section Times	1:39.52 [3] (0:16.33)	1:23.19 [6] (0:11.88)	1:11.31 [6] (0:12.44)	0:58.87 [5] (0:12.30)	0:46.57 [5] (0:12.38)	0:34.19 [5] (0:11.64)	0:22.55 [5] (0:11.03)	0:11.52 [4] (0:11.52)
Average Speed [km/h]	50.5	60.1	57.9	58.7	58.8	62.3	65.6	62.2
Top Speed [km/h]	62.7	62.5	59.1	59.7	61.0	64.9	67.1	64.9
Avg. Dist. to Rail [m]	1.1	1.5	0.3	1.3	2.2	1.3	1.4	1.7
Avg. Stride Freq. [Hz]	2.3	2.4	2.2	2.3	2.2	2.3	2.4	2.4
Avg. Stride Length [m]	6.1	7.1	7.2	7.1	7.3	7.4	7.5	7.3



- [] Ranking at each section and finish
- .-.- No data available at this section
- NA No data available



Horse/Jockey Name	This'llbetheone
Final Rank	4
Fastest Section Time (Section)	0:11.10 (400m)
Top Speed [km/h] (Section)	65.6 (400m)
Race State	Finished

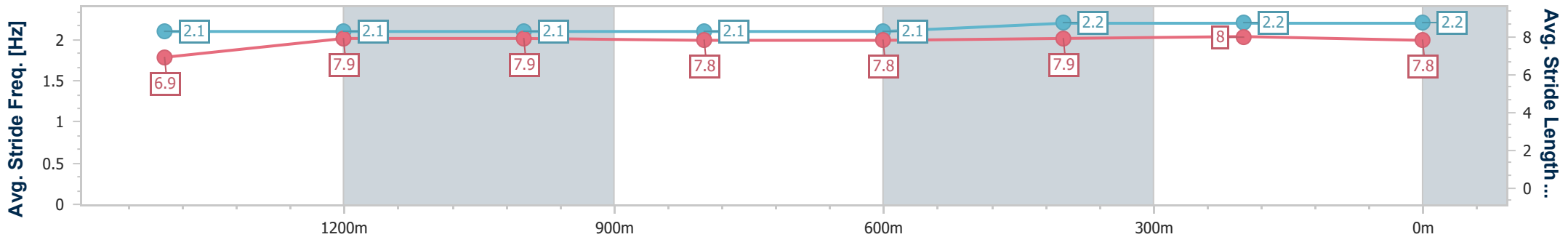
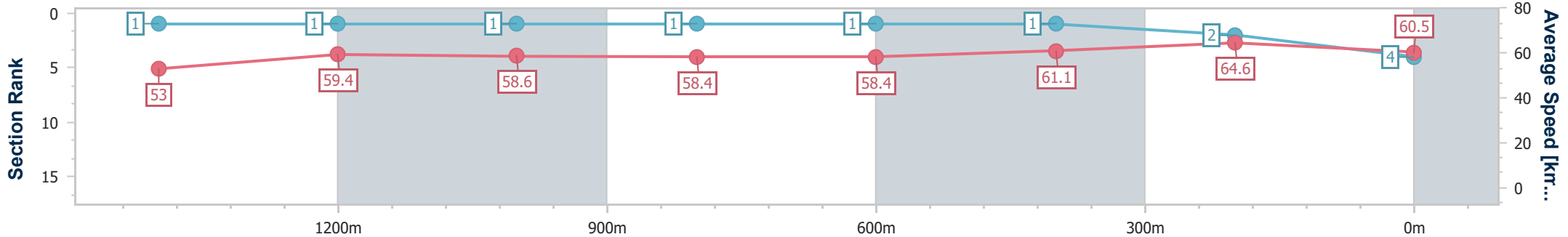


Doomben QLD Professional
Race 5: STRADBROKE CALCUTTA 13 JUNE BENCHMARK 68
Handicap - 1630m
29 May 2024 - 14:29
Track Rating: Soft 5, Weather: Fine, Rail Position: +5m Entire



BRISBANE
RACING CLUB

Section	Overall	1400m	1200m	1000m	800m	600m	400m	200m					
Section Times	1:39.56 [4] (0:15.71)	1:23.85 [1] (0:12.10)	1:11.75 [1] (0:12.27)	0:59.48 [1] (0:12.33)	0:47.15 [1] (0:12.35)	0:34.80 [1] (0:11.78)	0:23.02 [1] (0:11.10)	0:11.92 [2] (0:11.92)					
Average Speed [km/h]	53.0	59.4	58.6	58.4	58.4	61.1	64.6	60.5					
Top Speed [km/h]	63.2	61.6	60.0	59.5	60.7	62.9	65.6	63.6					
Avg. Dist. to Rail [m]	5.7	0.8	0.5	0.3	0.4	0.5	0.8	1.5					
Avg. Stride Freq. [Hz]	2.1	2.1	2.1	2.1	2.1	2.2	2.2	2.2					
Avg. Stride Length [m]	6.9	7.9	7.9	7.8	7.8	7.9	8.0	7.8					



- [] Ranking at each section and finish
- .-.- No data available at this section
- NA No data available



Horse/Jockey Name	Anemacore
Final Rank	5
Fastest Section Time (Section)	0:10.85 (400m)
Top Speed [km/h] (Section)	66.6 (400m)
Race State	Finished

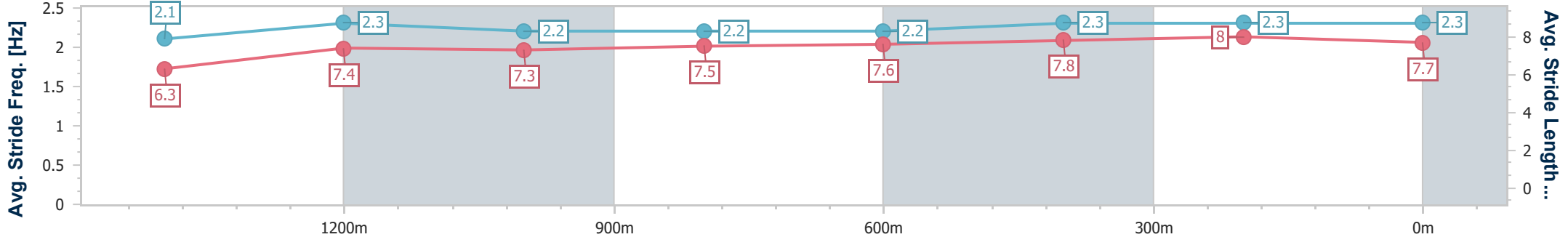
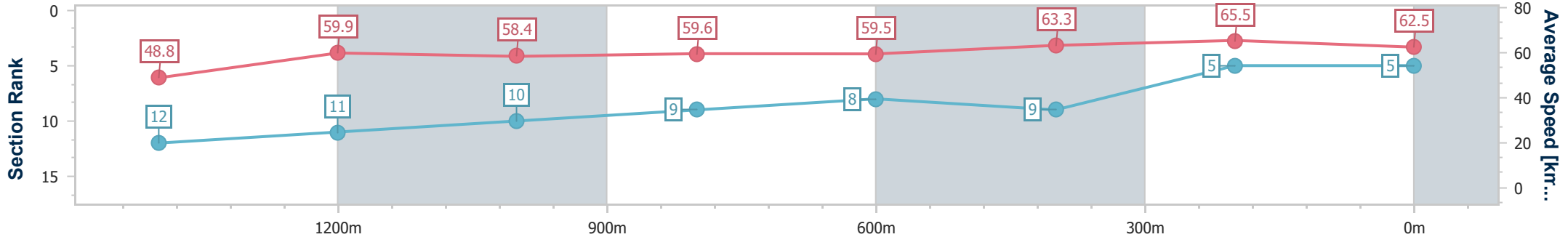


Doomben QLD Professional
Race 5: STRADBROKE CALCUTTA 13 JUNE BENCHMARK 68
Handicap - 1630m
29 May 2024 - 14:29
Track Rating: Soft 5, Weather: Fine, Rail Position: +5m Entire



BRISBANE
RACING CLUB

Section	Overall	1400m	1200m	1000m	800m	600m	400m	200m
Section Times	1:39.58 [5] (0:16.98)	1:22.60 [12] (0:11.98)	1:10.62 [11] (0:12.34)	0:58.28 [10] (0:12.17)	0:46.11 [9] (0:12.22)	0:33.89 [8] (0:11.51)	0:22.38 [9] (0:10.85)	0:11.53 [5] (0:11.53)
Average Speed [km/h]	48.8	59.9	58.4	59.6	59.5	63.3	65.5	62.5
Top Speed [km/h]	60.8	61.8	60.9	60.9	61.3	65.8	66.6	66.0
Avg. Dist. to Rail [m]	4.6	0.5	1.2	1.8	2.0	2.3	4.6	4.0
Avg. Stride Freq. [Hz]	2.1	2.3	2.2	2.2	2.2	2.3	2.3	2.3
Avg. Stride Length [m]	6.3	7.4	7.3	7.5	7.6	7.8	8.0	7.7



- [] Ranking at each section and finish
- .-.- No data available at this section
- NA No data available



Horse/Jockey Name	Coup De Tonnerre
Final Rank	6
Fastest Section Time (Section)	0:11.05 (400m)
Top Speed [km/h] (Section)	66.8 (400m)
Race State	Finished



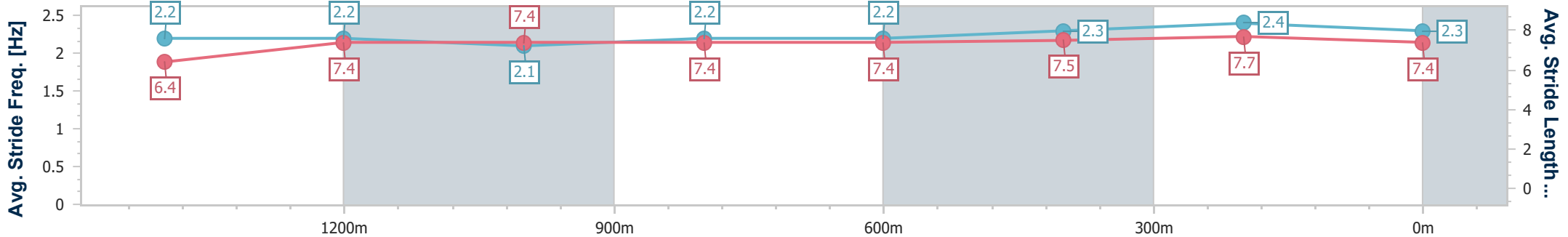
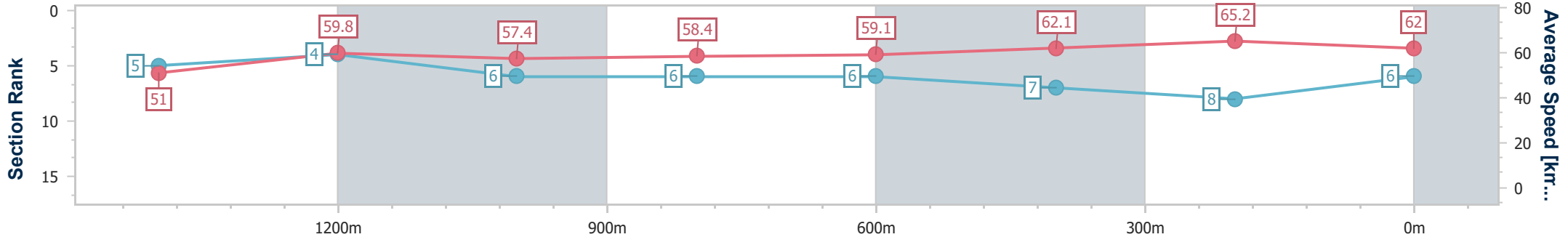
Doomben QLD Professional
Race 5: STRADBROKE CALCUTTA 13 JUNE BENCHMARK 68
Handicap - 1630m
29 May 2024 - 14:29



BRISBANE
 RACING CLUB

Track Rating: Soft 5, Weather: Fine, Rail Position: +5m Entire

Section	Overall	1400m	1200m	1000m	800m	600m	400m	200m						
Section Times	1:39.71 [6] (0:16.18)	1:23.53 [5] (0:11.98)	1:11.55 [4] (0:12.53)	0:59.02 [6] (0:12.36)	0:46.66 [6] (0:12.32)	0:34.34 [6] (0:11.69)	0:22.65 [7] (0:11.05)	0:11.60 [8] (0:11.60)						
Average Speed [km/h]	51.0	59.8	57.4	58.4	59.1	62.1	65.2	62.0						
Top Speed [km/h]	62.6	61.0	58.6	59.4	61.2	65.2	66.8	64.6						
Avg. Dist. to Rail [m]	0.7	1.2	1.1	1.6	1.7	1.2	1.5	2.0						
Avg. Stride Freq. [Hz]	2.2	2.2	2.1	2.2	2.2	2.3	2.4	2.3						
Avg. Stride Length [m]	6.4	7.4	7.4	7.4	7.4	7.5	7.7	7.4						



- [] Ranking at each section and finish
- .-.- No data available at this section
- NA No data available



Horse/Jockey Name	Vetoed
Final Rank	7
Fastest Section Time (Section)	0:10.83 (400m)
Top Speed [km/h] (Section)	67.0 (400m)
Race State	Finished

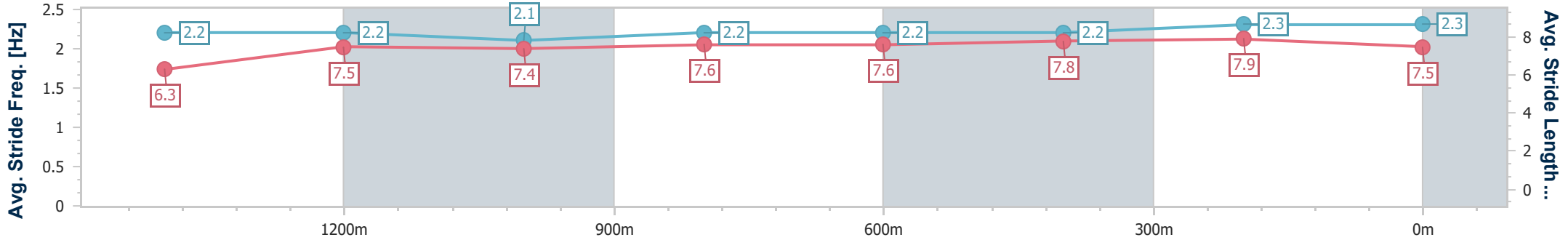
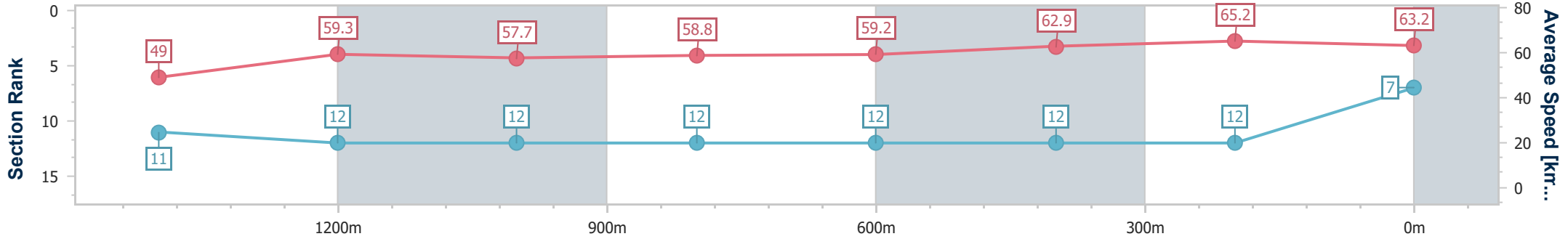


Doomben QLD Professional
Race 5: STRADBROKE CALCUTTA 13 JUNE BENCHMARK 68
Handicap - 1630m
29 May 2024 - 14:29
Track Rating: Soft 5, Weather: Fine, Rail Position: +5m Entire



BRISBANE
RACING CLUB

Section	Overall	1400m	1200m	1000m	800m	600m	400m	200m
Section Times	1:39.80 [7] (0:16.92)	1:22.88 [11] (0:12.18)	1:10.70 [12] (0:12.44)	0:58.26 [12] (0:12.36)	0:45.90 [12] (0:12.24)	0:33.66 [12] (0:11.45)	0:22.21 [12] (0:10.83)	0:11.38 [12] (0:11.38)
Average Speed [km/h]	49.0	59.3	57.7	58.8	59.2	62.9	65.2	63.2
Top Speed [km/h]	60.7	61.4	60.2	60.2	60.5	65.1	67.0	65.4
Avg. Dist. to Rail [m]	4.0	0.5	1.6	2.3	2.0	0.4	2.6	6.3
Avg. Stride Freq. [Hz]	2.2	2.2	2.1	2.2	2.2	2.2	2.3	2.3
Avg. Stride Length [m]	6.3	7.5	7.4	7.6	7.6	7.8	7.9	7.5



- [] Ranking at each section and finish
- .-.- No data available at this section
- NA No data available



Horse/Jockey Name	Dulcet
Final Rank	8
Fastest Section Time (Section)	0:11.12 (400m)
Top Speed [km/h] (Section)	65.7 (400m)
Race State	Finished



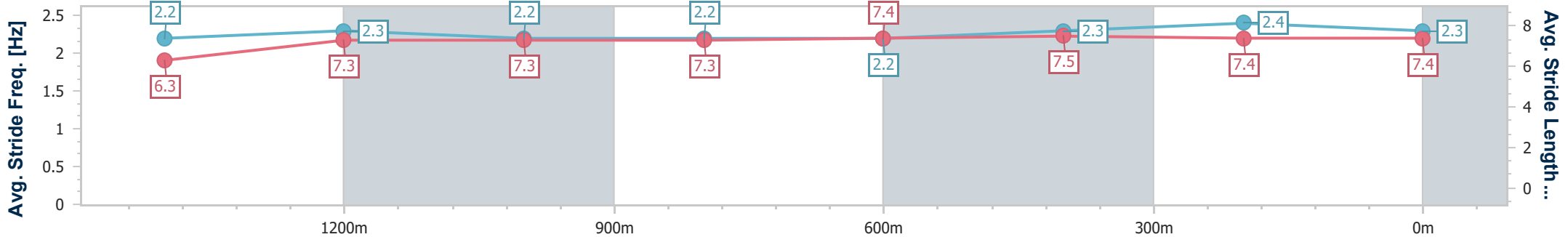
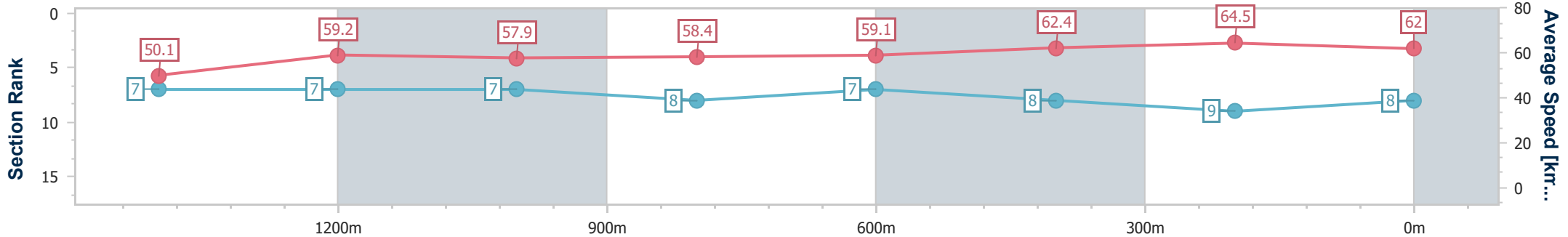
Doomben QLD Professional
Race 5: STRADBROKE CALCUTTA 13 JUNE BENCHMARK 68
Handicap - 1630m
29 May 2024 - 14:29



BRISBANE
RACING CLUB

Track Rating: Soft 5, Weather: Fine, Rail Position: +5m Entire

Section	Overall	1400m	1200m	1000m	800m	600m	400m	200m						
Section Times	1:39.82 [8] (0:16.49)	1:23.33 [7] (0:12.10)	1:11.23 [7] (0:12.44)	0:58.79 [7] (0:12.38)	0:46.41 [8] (0:12.20)	0:34.21 [7] (0:11.47)	0:22.74 [8] (0:11.12)	0:11.62 [9] (0:11.62)						
Average Speed [km/h]	50.1	59.2	57.9	58.4	59.1	62.4	64.5	62.0						
Top Speed [km/h]	62.0	60.1	58.7	59.9	61.2	63.9	65.7	64.2						
Avg. Dist. to Rail [m]	2.4	1.0	0.8	0.8	0.3	0.6	1.3	1.6						
Avg. Stride Freq. [Hz]	2.2	2.3	2.2	2.2	2.2	2.3	2.4	2.3						
Avg. Stride Length [m]	6.3	7.3	7.3	7.3	7.4	7.5	7.4	7.4						



- [] Ranking at each section and finish
- .-.- No data available at this section
- NA No data available



Horse/Jockey Name	Artful Girl
Final Rank	9
Fastest Section Time (Section)	0:11.32 (400m)
Top Speed [km/h] (Section)	64.1 (400m)
Race State	Finished

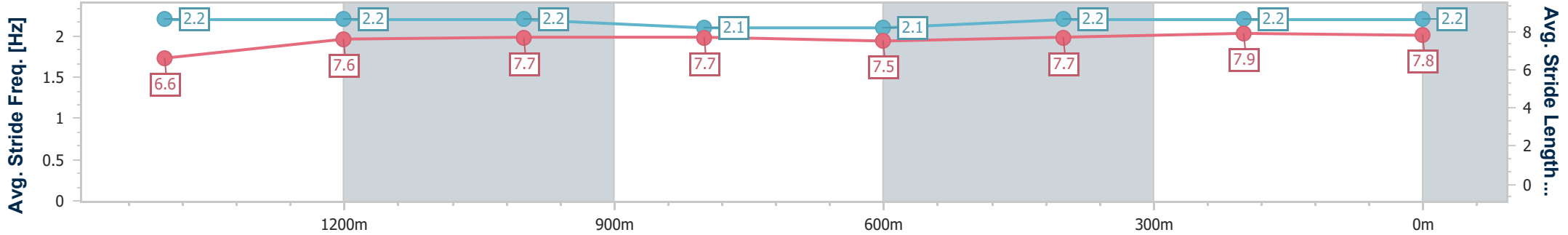
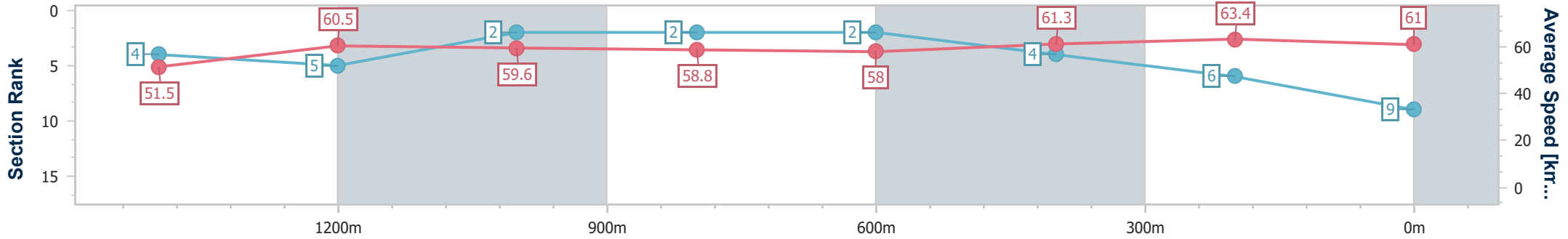


Doomben QLD Professional
Race 5: STRADBROKE CALCUTTA 13 JUNE BENCHMARK 68
Handicap - 1630m
 29 May 2024 - 14:29
 Track Rating: Soft 5, Weather: Fine, Rail Position: +5m Entire



BRISBANE RACING CLUB

Section	Overall	1400m	1200m	1000m	800m	600m	400m	200m
Section Times	1:39.88 [9] (0:16.12)	1:23.76 [4] (0:12.07)	1:11.69 [5] (0:12.07)	0:59.62 [2] (0:12.33)	0:47.29 [2] (0:12.49)	0:34.80 [2] (0:11.69)	0:23.11 [4] (0:11.32)	0:11.79 [6] (0:11.79)
Average Speed [km/h]	51.5	60.5	59.6	58.8	58.0	61.3	63.4	61.0
Top Speed [km/h]	62.5	61.7	61.0	60.2	60.8	62.0	64.1	63.5
Avg. Dist. to Rail [m]	6.0	2.0	3.1	2.4	1.6	0.9	1.8	0.5
Avg. Stride Freq. [Hz]	2.2	2.2	2.2	2.1	2.1	2.2	2.2	2.2
Avg. Stride Length [m]	6.6	7.6	7.7	7.7	7.5	7.7	7.9	7.8



- [] Ranking at each section and finish
- .-.- No data available at this section
- NA No data available



Horse/Jockey Name	Tip Of The Spear
Final Rank	10
Fastest Section Time (Section)	0:10.98 (400m)
Top Speed [km/h] (Section)	66.9 (400m)
Race State	Finished

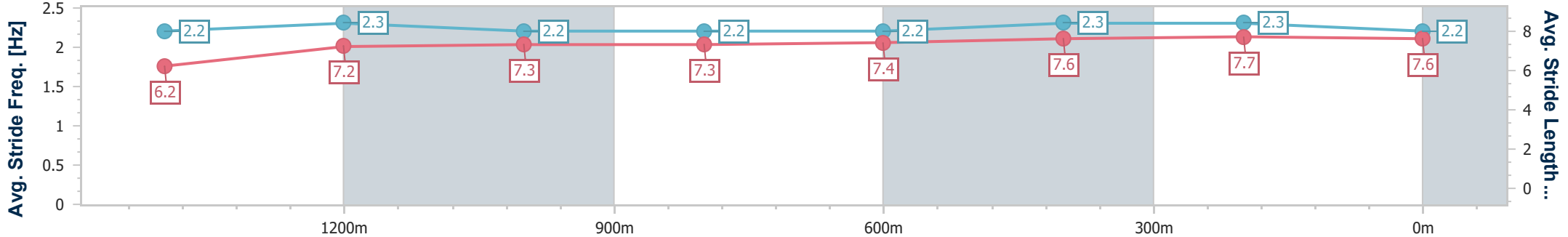
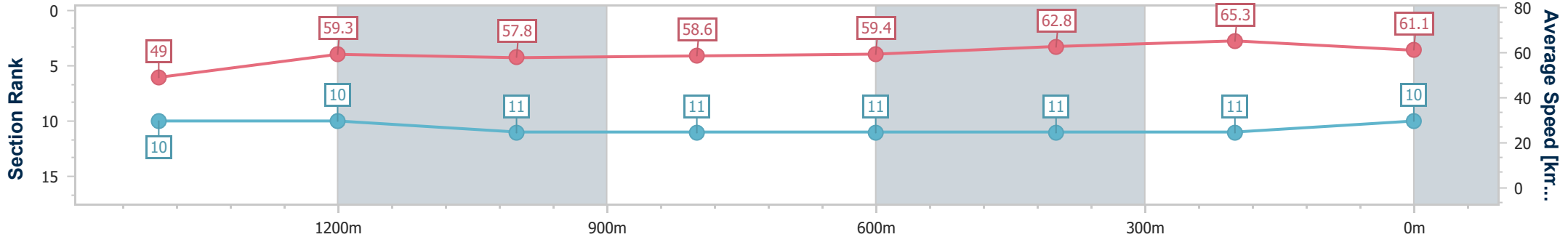


Doomben QLD Professional
Race 5: STRADBROKE CALCUTTA 13 JUNE BENCHMARK 68
Handicap - 1630m
29 May 2024 - 14:29
Track Rating: Soft 5, Weather: Fine, Rail Position: +5m Entire



BRISBANE
RACING CLUB

Section	Overall	1400m	1200m	1000m	800m	600m	400m	200m
Section Times	1:40.11 [10] (0:16.86)	1:23.25 [10] (0:12.00)	1:11.25 [10] (0:12.45)	0:58.80 [11] (0:12.32)	0:46.48 [11] (0:12.20)	0:34.28 [11] (0:11.49)	0:22.79 [11] (0:10.98)	0:11.81 [11] (0:11.81)
Average Speed [km/h]	49.0	59.3	57.8	58.6	59.4	62.8	65.3	61.1
Top Speed [km/h]	61.0	61.1	59.8	60.0	60.9	63.9	66.9	64.0
Avg. Dist. to Rail [m]	1.5	1.5	0.3	0.8	1.2	0.8	1.3	3.5
Avg. Stride Freq. [Hz]	2.2	2.3	2.2	2.2	2.2	2.3	2.3	2.2
Avg. Stride Length [m]	6.2	7.2	7.3	7.3	7.4	7.6	7.7	7.6



- [] Ranking at each section and finish
- .-.- No data available at this section
- NA No data available



Horse/Jockey Name	Octavio
Final Rank	11
Fastest Section Time (Section)	0:11.04 (400m)
Top Speed [km/h] (Section)	66.7 (400m)
Race State	Finished



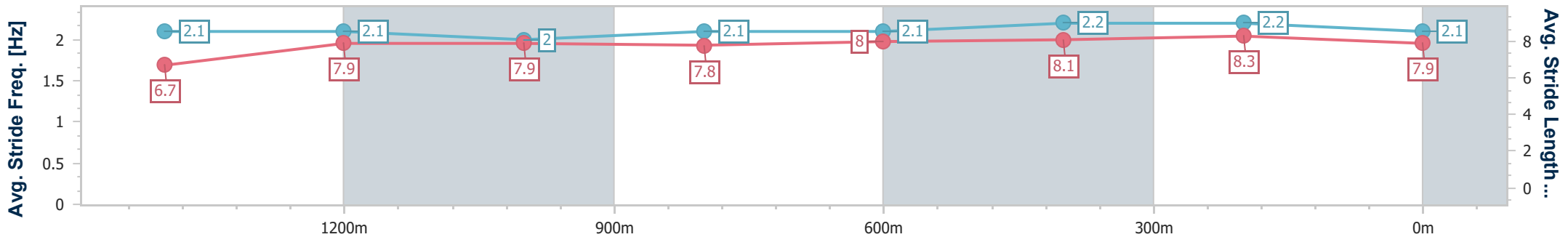
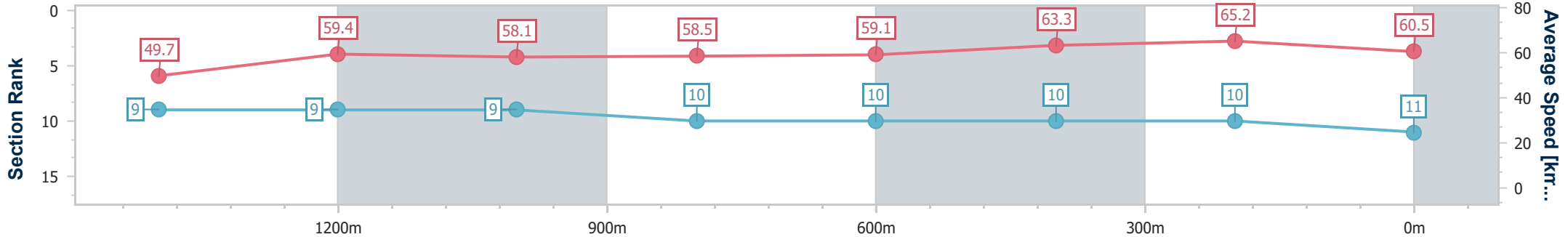
Doomben QLD Professional
Race 5: STRADBROKE CALCUTTA 13 JUNE BENCHMARK 68
Handicap - 1630m
29 May 2024 - 14:29



BRISBANE
RACING CLUB

Track Rating: Soft 5, Weather: Fine, Rail Position: +5m Entire

Section	Overall	1400m	1200m	1000m	800m	600m	400m	200m
Section Times	1:40.18 [11] (0:16.67)	1:23.51 [9] (0:12.11)	1:11.40 [9] (0:12.42)	0:58.98 [9] (0:12.37)	0:46.61 [10] (0:12.23)	0:34.38 [10] (0:11.43)	0:22.95 [10] (0:11.04)	0:11.91 [10] (0:11.91)
Average Speed [km/h]	49.7	59.4	58.1	58.5	59.1	63.3	65.2	60.5
Top Speed [km/h]	61.9	61.9	59.6	59.7	60.4	65.5	66.7	63.0
Avg. Dist. to Rail [m]	3.8	0.3	1.0	1.6	1.1	0.6	1.5	3.3
Avg. Stride Freq. [Hz]	2.1	2.1	2.0	2.1	2.1	2.2	2.2	2.1
Avg. Stride Length [m]	6.7	7.9	7.9	7.8	8.0	8.1	8.3	7.9



- [] Ranking at each section and finish
- .-.- No data available at this section
- NA No data available



Horse/Jockey Name	Cool Kaap
Final Rank	12
Fastest Section Time (Section)	0:11.38 (400m)
Top Speed [km/h] (Section)	63.9 (400m)
Race State	Finished



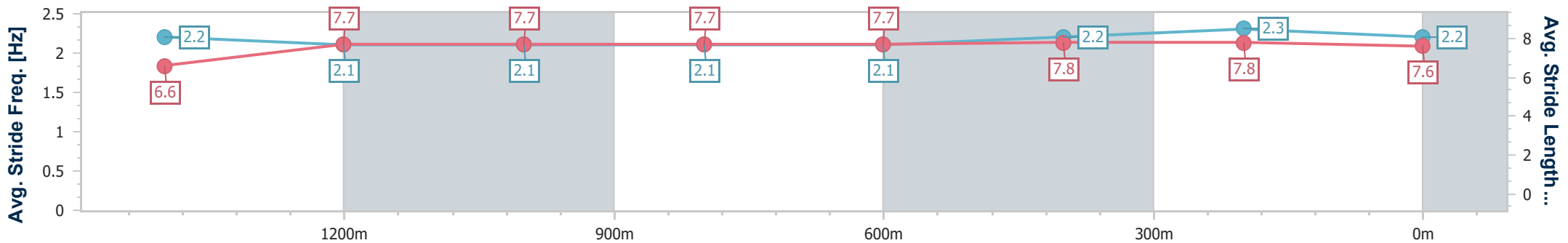
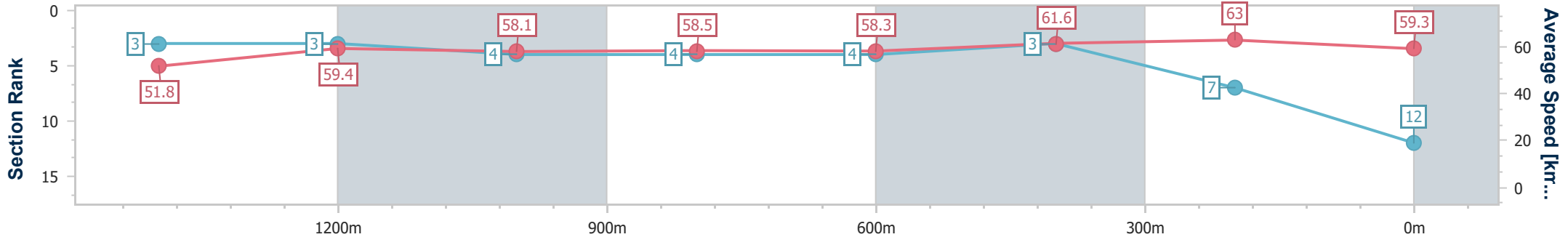
Doomben QLD Professional
Race 5: STRADBROKE CALCUTTA 13 JUNE BENCHMARK 68
Handicap - 1630m
29 May 2024 - 14:29



BRISBANE
 RACING CLUB

Track Rating: Soft 5, Weather: Fine, Rail Position: +5m Entire

Section	Overall	1400m	1200m	1000m	800m	600m	400m	200m
Section Times	1:40.21 [12] (0:15.99)	1:24.22 [3] (0:12.05)	1:12.17 [3] (0:12.39)	0:59.78 [4] (0:12.33)	0:47.45 [4] (0:12.33)	0:35.12 [4] (0:11.63)	0:23.49 [3] (0:11.38)	0:12.11 [7] (0:12.11)
Average Speed [km/h]	51.8	59.4	58.1	58.5	58.3	61.6	63.0	59.3
Top Speed [km/h]	62.2	61.0	59.1	59.2	60.5	62.7	63.9	62.0
Avg. Dist. to Rail [m]	0.8	0.7	0.9	1.0	0.4	1.3	1.9	1.5
Avg. Stride Freq. [Hz]	2.2	2.1	2.1	2.1	2.1	2.2	2.3	2.2
Avg. Stride Length [m]	6.6	7.7	7.7	7.7	7.7	7.8	7.8	7.6



- [] Ranking at each section and finish
- .-.- No data available at this section
- NA No data available



Doomben QLD Professional

Race 6: XXXX Class 5 Handicap - 1350m

29 May 2024 - 15:04



BRISBANE
RACING CLUB

Track Rating: Soft 5, Weather: Fine, Rail Position: +5m Entire

Section		Overall	1200m	1000m	800m	600m	400m	Last 600m				
Field Times		1:19.82 (0:10.95)	1:08.87 (0:11.14)	0:57.73 (0:11.60)	0:46.13 (0:11.80)	0:34.33 (0:11.16)	0:23.17 (0:11.29)	0:34.33				
Rank	TAB Horse/Jockey	Barrier	Top Speed [km/h]	Fastest Section	Distance Travelled [m]							
1	8 READY FOR ANYTHING Blake Shinn	6	66.7 400m	0:10.97 400m	1:19.82 [1] (0:11.48)	1:08.34 [7] (0:11.34)	0:57.00 [6] (0:11.54)	0:45.46 [5] (0:11.70)	0:33.76 [5] (0:11.24)	0:22.52 [5] (0:10.97)	0:33.76	
2	5 KIPLING'S JOURNEY Adin Thompson	8	65.4 400m	0:11.08 Overall	1:20.10 [2] (0:11.08)	1:09.02 [2] (0:11.23)	0:57.79 [2] (0:11.62)	0:46.17 [2] (0:11.84)	0:34.33 [2] (0:11.11)	0:23.22 [2] (0:11.36)	0:34.33	+1
3	9 SEBRING GIRL Nikita Beriman	3	65.6 400m	0:11.15 1200m	1:20.31 [3] (0:11.37)	1:08.94 [5] (0:11.15)	0:57.79 [4] (0:11.57)	0:46.22 [4] (0:11.76)	0:34.46 [3] (0:11.24)	0:23.22 [4] (0:11.15)	0:34.46	-5
4	11 START STRUTTING Madeleine Wishart	5	66.8 400m	0:11.04 400m	1:20.44 [4] (0:11.72)	1:08.72 [10] (0:11.40)	0:57.32 [9] (0:11.83)	0:45.49 [9] (0:11.72)	0:33.77 [9] (0:11.27)	0:22.50 [9] (0:11.04)	0:33.77	+1
5	10 COOL ENCOUNTER Jake Bayliss	2	65.7 400m	0:11.04 400m	1:20.50 [5] (0:11.64)	1:08.86 [8] (0:11.46)	0:57.40 [8] (0:11.63)	0:45.77 [8] (0:11.62)	0:34.15 [7] (0:11.22)	0:22.93 [7] (0:11.04)	0:34.15	-4
6	6 INVAHIR Jag Guthmann-Chester	9	65.6 1200m	0:11.08 Overall	1:20.56 [6] (0:11.08)	1:09.48 [3] (0:11.33)	0:58.15 [3] (0:11.66)	0:46.49 [3] (0:11.81)	0:34.68 [4] (0:11.17)	0:23.51 [3] (0:11.49)	0:34.68	+3
7	3 HE'S HEAVEN Jim Byrne	1	66.0 600m	0:10.95 Overall	1:20.58 [7] (0:10.95)	1:09.63 [1] (0:11.14)	0:58.49 [1] (0:11.60)	0:46.89 [1] (0:11.80)	0:35.09 [1] (0:11.16)	0:23.93 [1] (0:11.29)	0:35.09	-4
8	4 UNDER THE CAP James Orman	11	67.5 400m	0:10.95 400m	1:20.65 [8] (0:11.97)	1:08.68 [11] (0:11.50)	0:57.18 [11] (0:11.58)	0:45.60 [10] (0:11.64)	0:33.96 [10] (0:11.26)	0:22.70 [10] (0:10.95)	0:33.96	-4
9	12 DARK EURO Anthony Allen	4	65.1 400m	0:11.27 600m	1:20.82 [9] (0:11.28)	1:09.54 [4] (0:11.46)	0:58.08 [5] (0:11.78)	0:46.30 [6] (0:11.61)	0:34.69 [6] (0:11.27)	0:23.42 [6] (0:11.38)	0:34.69	-3
10	7 MAGIC CONQUEROR Angela Jones	12	65.7 400m	0:11.26 400m	1:20.91 [10] (0:11.40)	1:09.51 [6] (0:11.50)	0:58.01 [7] (0:11.78)	0:46.23 [7] (0:11.68)	0:34.55 [8] (0:11.43)	0:23.12 [8] (0:11.26)	0:34.55	+0

Scratched: Midnight In Tokyo (#2)

[] Ranking at each section and finish
 -:-:- No data available at this section
 NA No data available

SCN Saddle cloth number
 DNF Did not finish
 DNT Did not track



Doomben QLD Professional
Race 6: XXXX Class 5 Handicap - 1350m
29 May 2024 - 15:04



Track Rating: Soft 5, Weather: Fine, Rail Position: +5m Entire

Section	Overall	1200m	1000m	800m	600m	400m	Last 600m
Field Times	1:19.82 (0:10.95)	1:08.87 (0:11.14)	0:57.73 (0:11.60)	0:46.13 (0:11.80)	0:34.33 (0:11.16)	0:23.17 (0:11.29)	0:34.33

Rank	TAB	Horse/Jockey	Barrier	Top Speed [km/h]	Fastest Section	Overall	1200m	1000m	800m	600m	400m	Last 600m	Distance Travelled [m]
11	1	ALCYONE	10	66.0	0:11.04	1:20.92 [11]	1:09.26 [9]	0:57.49 [10]	0:45.80 [11]	0:34.04 [11]	0:22.68 [11]	0:34.04	-1
		Cejay Graham		400m	400m	(0:11.66)	(0:11.77)	(0:11.69)	(0:11.76)	(0:11.36)	(0:11.04)		

Scratched: Midnight In Tokyo (#2)



Doomben QLD Professional
Race 6: XXXX Class 5 Handicap - 1350m
29 May 2024 - 15:04



Track Rating: Soft 5, Weather: Fine, Rail Position: +5m Entire

Section				200m				Last 600m	
Field Times				0:11.88		(0:11.88)		0:34.33	
Rank	TAB	Horse/Jockey	Barrier	Top Speed [km/h]	Fastest Section	Margin			Distance Travelled [m]
1	8	READY FOR ANYTHING Blake Shinn	6	66.7 400m	0:10.97 400m	0:11.55 [4] (0:11.55)	1:19.82		0:33.76
2	5	KIPLING'S JOURNEY Adin Thompson	8	65.4 400m	0:11.08 Overall	0:11.86 [3] (0:11.86)	1.65L		0:34.33 +1
3	9	SEBRING GIRL Nikita Beriman	3	65.6 400m	0:11.15 1200m	0:12.07 [2] (0:12.07)	2.83L		0:34.46 -5
4	11	START STRUTTING Madeleine Wishart	5	66.8 400m	0:11.04 400m	0:11.46 [9] (0:11.46)	3.65L		0:33.77 +1
5	10	COOL ENCOUNTER Jake Bayliss	2	65.7 400m	0:11.04 400m	0:11.89 [6] (0:11.89)	3.96L		0:34.15 -4
6	6	INVAHIR Jag Guthmann-Chester	9	65.6 1200m	0:11.08 Overall	0:12.02 [5] (0:12.02)	4.35L		0:34.68 +3
7	3	HE'S HEAVEN Jim Byrne	1	66.0 600m	0:10.95 Overall	0:12.64 [1] (0:12.64)	4.44L		0:35.09 -4
8	4	UNDER THE CAP James Orman	11	67.5 400m	0:10.95 400m	0:11.75 [8] (0:11.75)	4.87L		0:33.96 -4
9	12	DARK EURO Anthony Allen	4	65.1 400m	0:11.27 600m	0:12.04 [7] (0:12.04)	5.85L		0:34.69 -3
10	7	MAGIC CONQUEROR Angela Jones	12	65.7 400m	0:11.26 400m	0:11.86 [10] (0:11.86)	6.38L		0:34.55 +0

Scratched: Midnight In Tokyo (#2)

[] Ranking at each section and finish
 -:-:- No data available at this section
 NA No data available

SCN Saddle cloth number
 DNF Did not finish
 DNT Did not track



Doomben QLD Professional
Race 6: XXXX Class 5 Handicap - 1350m
29 May 2024 - 15:04



Track Rating: Soft 5, Weather: Fine, Rail Position: +5m Entire

Section		200m		Last 600m		
Field Times		0:11.88 (0:11.88)		0:34.33		
Rank	TAB Horse/Jockey	Barrier	Top Speed [km/h]	Fastest Section	Margin	Distance Travelled [m]
11	1 ALCYONE Cejay Graham	10	66.0 400m	0:11.04 400m	0:11.64 [11] (0:11.64)	6.42L 0:34.04 -1

Scratched: Midnight In Tokyo (#2)

[] Ranking at each section and finish
 -:-:- No data available at this section
 NA No data available

SCN Saddle cloth number
 DNF Did not finish
 DNT Did not track



Horse/Jockey Name	Ready For Anything
Final Rank	1
Fastest Section Time (Section)	0:10.97 (400m)
Top Speed [km/h] (Section)	66.7 (400m)
Race State	Finished

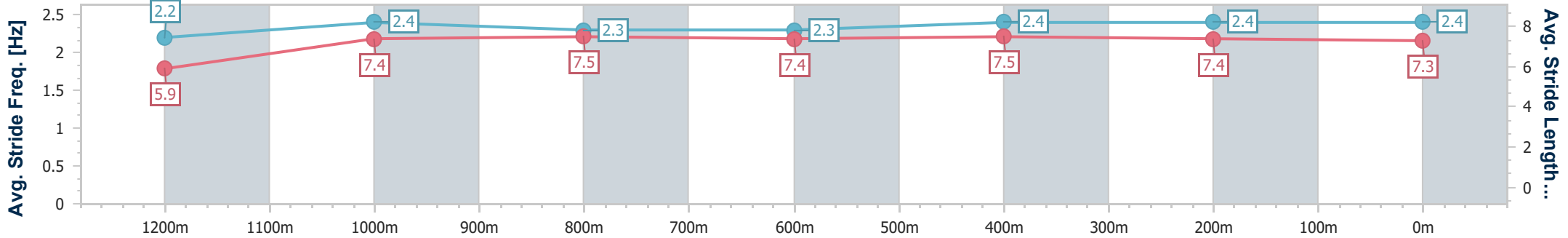
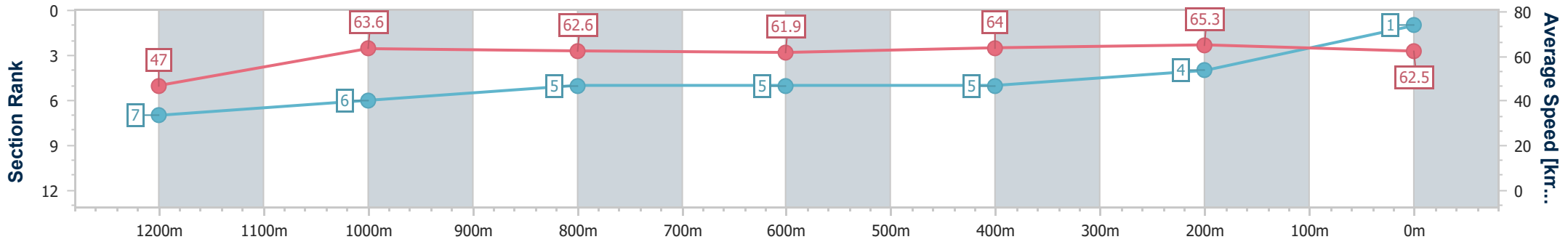


Doomben QLD Professional
Race 6: XXXX Class 5 Handicap - 1350m
 29 May 2024 - 15:04
 Track Rating: Soft 5, Weather: Fine, Rail Position: +5m Entire



BRISBANE
RACING CLUB

Section	Overall	1200m	1000m	800m	600m	400m	200m
Section Times	1:19.82 [1] (0:11.48)	1:08.34 [7] (0:11.34)	0:57.00 [6] (0:11.54)	0:45.46 [5] (0:11.70)	0:33.76 [5] (0:11.24)	0:22.52 [5] (0:10.97)	0:11.55 [4] (0:11.55)
Average Speed [km/h]	47.0	63.6	62.6	61.9	64.0	65.3	62.5
Top Speed [km/h]	63.2	64.8	64.1	63.1	65.6	66.7	64.9
Avg. Dist. to Rail [m]	5.2	1.1	0.8	1.1	0.5	1.7	2.1
Avg. Stride Freq. [Hz]	2.2	2.4	2.3	2.3	2.4	2.4	2.4
Avg. Stride Length [m]	5.9	7.4	7.5	7.4	7.5	7.4	7.3



- [] Ranking at each section and finish
- .-.- No data available at this section
- NA No data available



Horse/Jockey Name	Kipling's Journey
Final Rank	2
Fastest Section Time (Section)	0:11.08 (Overall)
Top Speed [km/h] (Section)	65.4 (400m)
Race State	Finished



Doomben QLD Professional

Race 6: XXXX Class 5 Handicap - 1350m

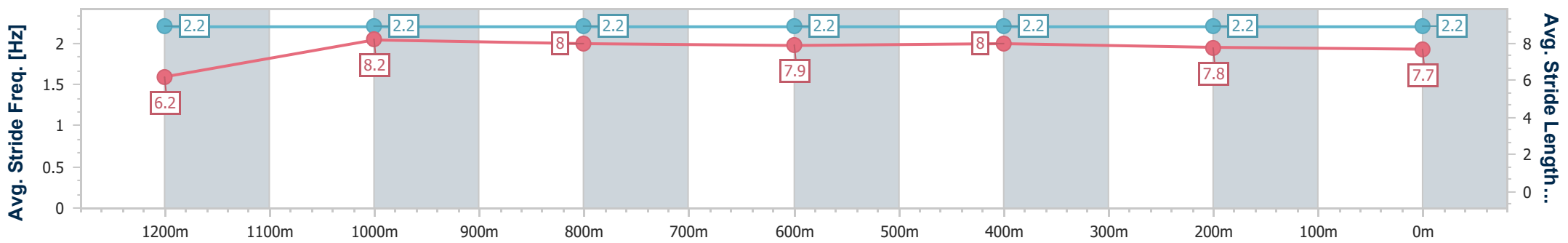
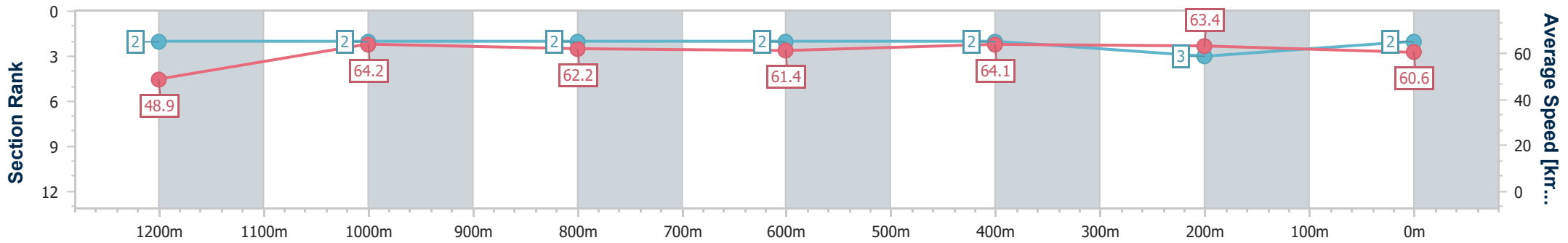
29 May 2024 - 15:04

Track Rating: Soft 5, Weather: Fine, Rail Position: +5m Entire



BRISBANE RACING CLUB

Section	Overall	1200m	1000m	800m	600m	400m	200m
Section Times	1:20.10 [2] (0:11.08)	1:09.02 [2] (0:11.23)	0:57.79 [2] (0:11.62)	0:46.17 [2] (0:11.84)	0:34.33 [2] (0:11.11)	0:23.22 [2] (0:11.36)	0:11.86 [3] (0:11.86)
Average Speed [km/h]	48.9	64.2	62.2	61.4	64.1	63.4	60.6
Top Speed [km/h]	64.7	65.0	64.3	62.7	64.8	65.4	63.2
Avg. Dist. to Rail [m]	5.4	2.2	2.6	1.5	1.5	0.8	0.9
Avg. Stride Freq. [Hz]	2.2	2.2	2.2	2.2	2.2	2.2	2.2
Avg. Stride Length [m]	6.2	8.2	8.0	7.9	8.0	7.8	7.7



- [] Ranking at each section and finish
- .-.- No data available at this section
- NA No data available



Horse/Jockey Name	Sebring Girl
Final Rank	3
Fastest Section Time (Section)	0:11.15 (1200m)
Top Speed [km/h] (Section)	65.6 (400m)
Race State	Finished



Doomben QLD Professional

Race 6: XXXX Class 5 Handicap - 1350m

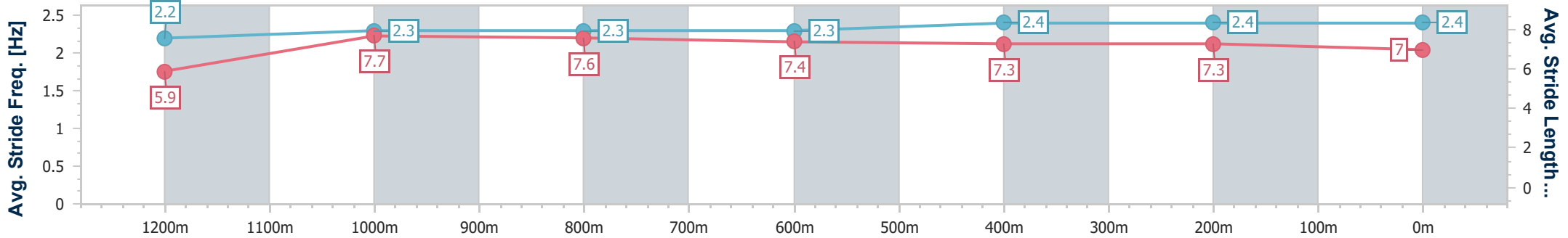
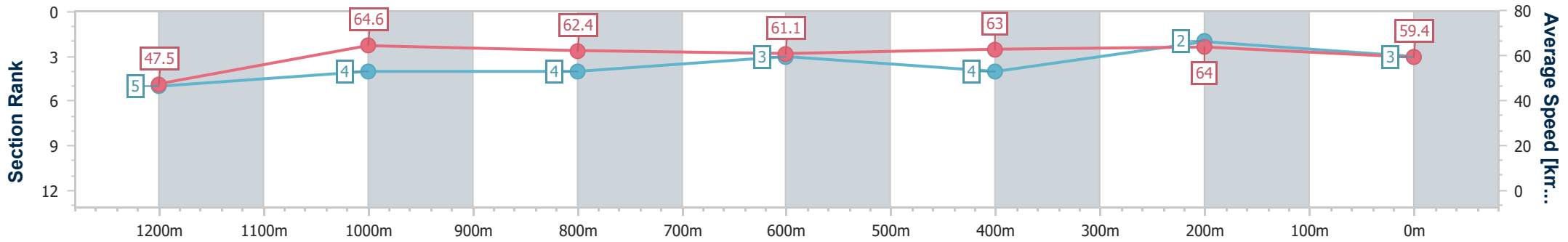
29 May 2024 - 15:04

Track Rating: Soft 5, Weather: Fine, Rail Position: +5m Entire



BRISBANE RACING CLUB

Section	Overall	1200m	1000m	800m	600m	400m	200m
Section Times	1:20.31 [3] (0:11.37)	1:08.94 [5] (0:11.15)	0:57.79 [4] (0:11.57)	0:46.22 [4] (0:11.76)	0:34.46 [3] (0:11.24)	0:23.22 [4] (0:11.15)	0:12.07 [2] (0:12.07)
Average Speed [km/h]	47.5	64.6	62.4	61.1	63.0	64.0	59.4
Top Speed [km/h]	63.8	65.2	64.6	61.9	64.0	65.6	62.4
Avg. Dist. to Rail [m]	3.3	0.4	0.5	0.7	3.1	3.1	1.7
Avg. Stride Freq. [Hz]	2.2	2.3	2.3	2.3	2.4	2.4	2.4
Avg. Stride Length [m]	5.9	7.7	7.6	7.4	7.3	7.3	7.0



- [] Ranking at each section and finish
- .-.- No data available at this section
- NA No data available



Horse/Jockey Name	Start Strutting
Final Rank	4
Fastest Section Time (Section)	0:11.04 (400m)
Top Speed [km/h] (Section)	66.8 (400m)
Race State	Finished



Doomben QLD Professional

Race 6: XXXX Class 5 Handicap - 1350m

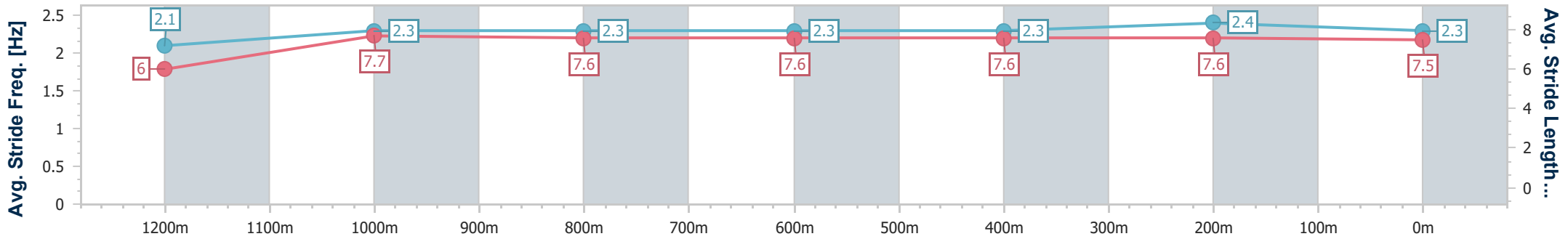
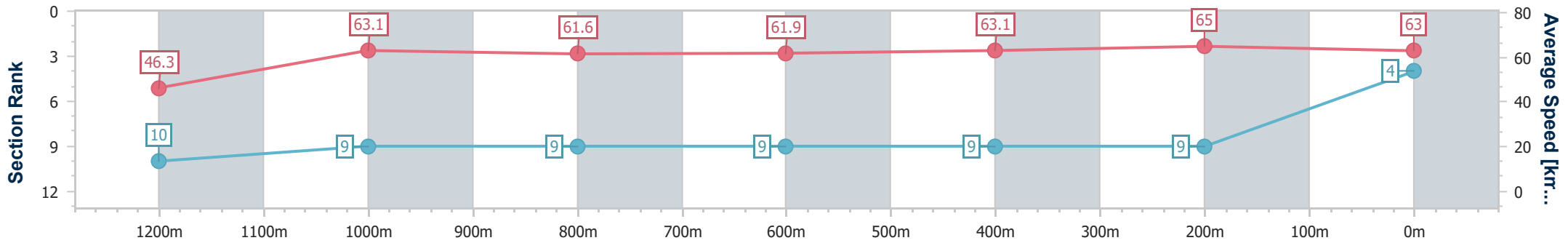
29 May 2024 - 15:04

Track Rating: Soft 5, Weather: Fine, Rail Position: +5m Entire



BRISBANE RACING CLUB

Section	Overall	1200m	1000m	800m	600m	400m	200m
Section Times	1:20.44 [4] (0:11.72)	1:08.72 [10] (0:11.40)	0:57.32 [9] (0:11.83)	0:45.49 [9] (0:11.72)	0:33.77 [9] (0:11.27)	0:22.50 [9] (0:11.04)	0:11.46 [9] (0:11.46)
Average Speed [km/h]	46.3	63.1	61.6	61.9	63.1	65.0	63.0
Top Speed [km/h]	63.1	64.4	63.6	64.1	64.4	66.8	66.7
Avg. Dist. to Rail [m]	4.8	1.8	3.2	1.5	1.7	1.0	2.6
Avg. Stride Freq. [Hz]	2.1	2.3	2.3	2.3	2.3	2.4	2.3
Avg. Stride Length [m]	6.0	7.7	7.6	7.6	7.6	7.6	7.5



- [] Ranking at each section and finish
- .-.- No data available at this section
- NA No data available



Horse/Jockey Name	Cool Encounter
Final Rank	5
Fastest Section Time (Section)	0:11.04 (400m)
Top Speed [km/h] (Section)	65.7 (400m)
Race State	Finished



Doomben QLD Professional

Race 6: XXXX Class 5 Handicap - 1350m

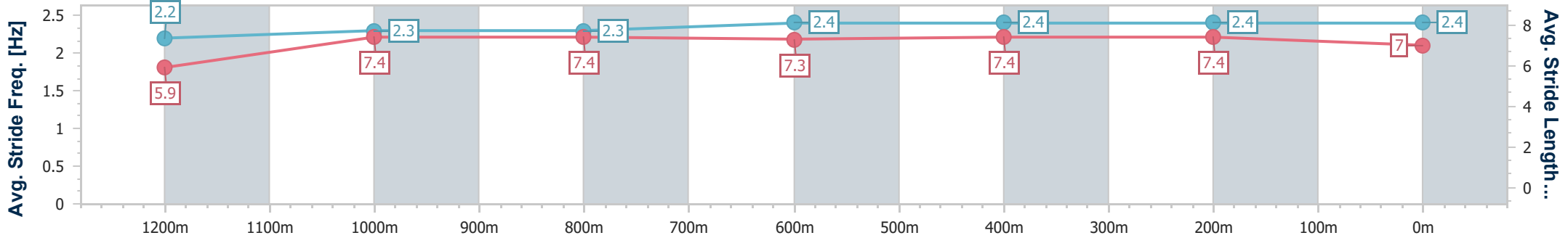
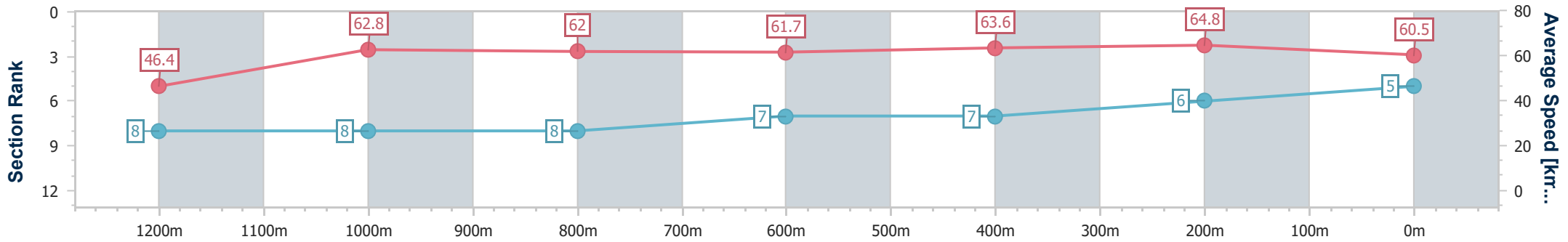
29 May 2024 - 15:04

Track Rating: Soft 5, Weather: Fine, Rail Position: +5m Entire



BRISBANE RACING CLUB

Section	Overall	1200m	1000m	800m	600m	400m	200m
Section Times	1:20.50 [5] (0:11.64)	1:08.86 [8] (0:11.46)	0:57.40 [8] (0:11.63)	0:45.77 [8] (0:11.62)	0:34.15 [7] (0:11.22)	0:22.93 [7] (0:11.04)	0:11.89 [6] (0:11.89)
Average Speed [km/h]	46.4	62.8	62.0	61.7	63.6	64.8	60.5
Top Speed [km/h]	63.3	64.1	63.8	63.5	65.2	65.7	63.0
Avg. Dist. to Rail [m]	2.5	0.3	0.4	0.5	2.1	2.9	0.5
Avg. Stride Freq. [Hz]	2.2	2.3	2.3	2.4	2.4	2.4	2.4
Avg. Stride Length [m]	5.9	7.4	7.4	7.3	7.4	7.4	7.0



- [] Ranking at each section and finish
- .-.- No data available at this section
- NA No data available



Horse/Jockey Name	Invahir
Final Rank	6
Fastest Section Time (Section)	0:11.08 (Overall)
Top Speed [km/h] (Section)	65.6 (1200m)
Race State	Finished



Doomben QLD Professional

Race 6: XXXX Class 5 Handicap - 1350m

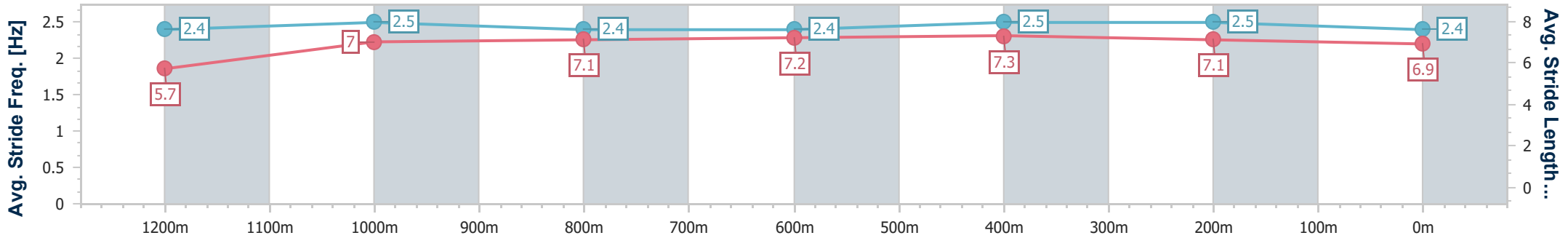
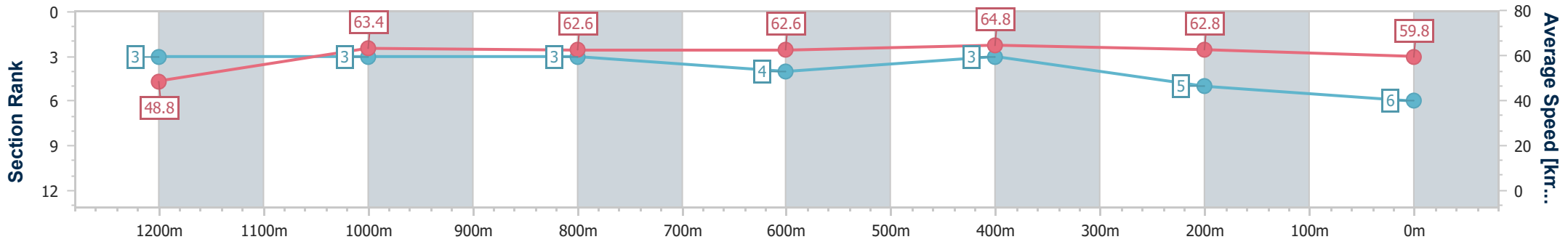
29 May 2024 - 15:04

Track Rating: Soft 5, Weather: Fine, Rail Position: +5m Entire



BRISBANE RACING CLUB

Section	Overall	1200m	1000m	800m	600m	400m	200m
Section Times	1:20.56 [6] (0:11.08)	1:09.48 [3] (0:11.33)	0:58.15 [3] (0:11.66)	0:46.49 [3] (0:11.81)	0:34.68 [4] (0:11.17)	0:23.51 [3] (0:11.49)	0:12.02 [5] (0:12.02)
Average Speed [km/h]	48.8	63.4	62.6	62.6	64.8	62.8	59.8
Top Speed [km/h]	63.2	65.6	63.9	63.6	65.4	64.3	63.0
Avg. Dist. to Rail [m]	6.5	2.8	3.4	5.0	1.1	2.0	3.9
Avg. Stride Freq. [Hz]	2.4	2.5	2.4	2.4	2.5	2.5	2.4
Avg. Stride Length [m]	5.7	7.0	7.1	7.2	7.3	7.1	6.9



- [] Ranking at each section and finish
- .-.- No data available at this section
- NA No data available



Horse/Jockey Name	He's Heaven
Final Rank	7
Fastest Section Time (Section)	0:10.95 (Overall)
Top Speed [km/h] (Section)	66.0 (600m)
Race State	Finished



Doomben QLD Professional

Race 6: XXXX Class 5 Handicap - 1350m

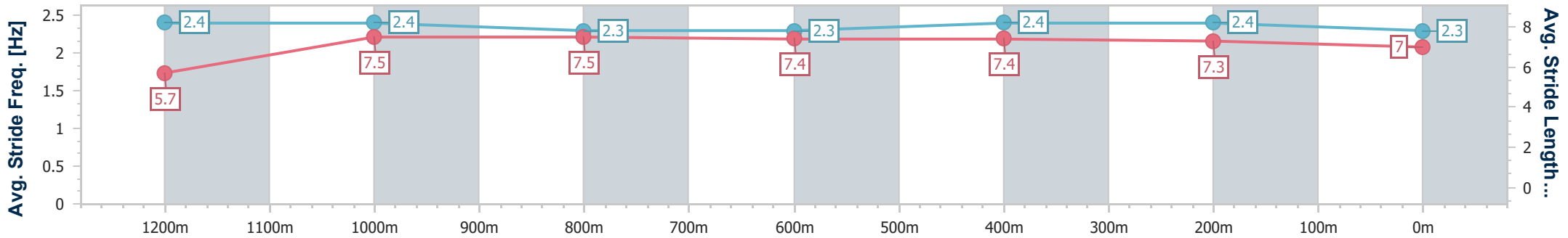
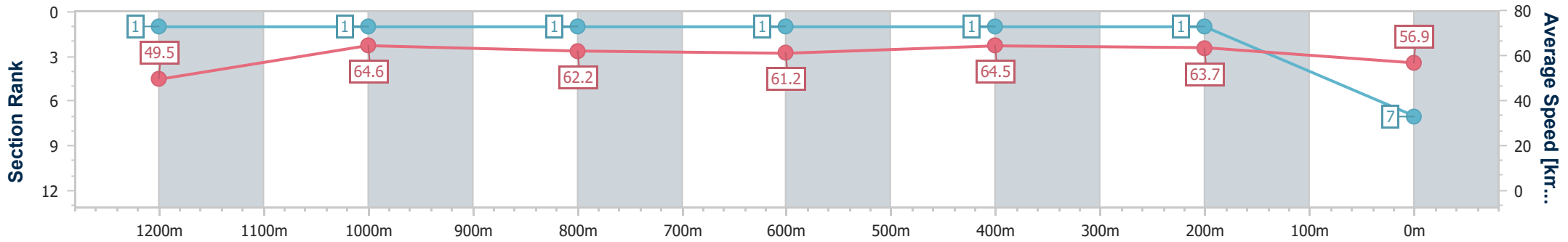
29 May 2024 - 15:04

Track Rating: Soft 5, Weather: Fine, Rail Position: +5m Entire



BRISBANE RACING CLUB

Section	Overall	1200m	1000m	800m	600m	400m	200m
Section Times	1:20.58 [7] (0:10.95)	1:09.63 [1] (0:11.14)	0:58.49 [1] (0:11.60)	0:46.89 [1] (0:11.80)	0:35.09 [1] (0:11.16)	0:23.93 [1] (0:11.29)	0:12.64 [1] (0:12.64)
Average Speed [km/h]	49.5	64.6	62.2	61.2	64.5	63.7	56.9
Top Speed [km/h]	64.7	64.9	63.6	63.6	66.0	64.9	61.4
Avg. Dist. to Rail [m]	2.6	0.5	1.1	0.5	0.5	0.8	1.5
Avg. Stride Freq. [Hz]	2.4	2.4	2.3	2.3	2.4	2.4	2.3
Avg. Stride Length [m]	5.7	7.5	7.5	7.4	7.4	7.3	7.0



- [] Ranking at each section and finish
- .-.- No data available at this section
- NA No data available



Horse/Jockey Name	Under The Cap
Final Rank	8
Fastest Section Time (Section)	0:10.95 (400m)
Top Speed [km/h] (Section)	67.5 (400m)
Race State	Finished



Doomben QLD Professional

Race 6: XXXX Class 5 Handicap - 1350m

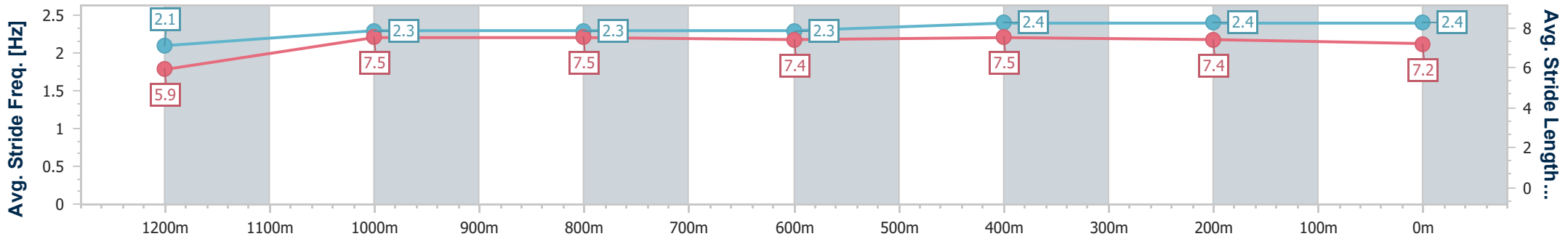
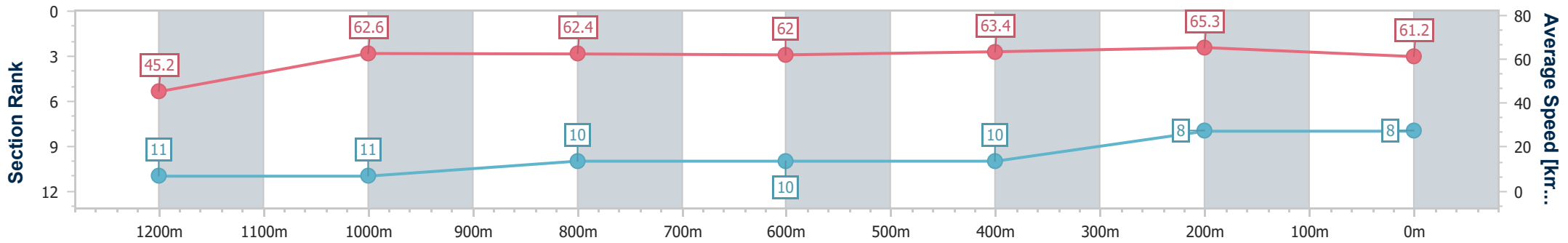
29 May 2024 - 15:04

Track Rating: Soft 5, Weather: Fine, Rail Position: +5m Entire



BRISBANE RACING CLUB

Section	Overall	1200m	1000m	800m	600m	400m	200m
Section Times	1:20.65 [8] (0:11.97)	1:08.68 [11] (0:11.50)	0:57.18 [11] (0:11.58)	0:45.60 [10] (0:11.64)	0:33.96 [10] (0:11.26)	0:22.70 [10] (0:10.95)	0:11.75 [8] (0:11.75)
Average Speed [km/h]	45.2	62.6	62.4	62.0	63.4	65.3	61.2
Top Speed [km/h]	60.7	63.8	63.3	64.1	65.2	67.5	63.7
Avg. Dist. to Rail [m]	8.6	1.2	0.7	0.3	1.4	1.5	0.7
Avg. Stride Freq. [Hz]	2.1	2.3	2.3	2.3	2.4	2.4	2.4
Avg. Stride Length [m]	5.9	7.5	7.5	7.4	7.5	7.4	7.2



- [] Ranking at each section and finish
- .-.- No data available at this section
- NA No data available



Horse/Jockey Name	Dark Euro
Final Rank	9
Fastest Section Time (Section)	0:11.27 (600m)
Top Speed [km/h] (Section)	65.1 (400m)
Race State	Finished



Doomben QLD Professional

Race 6: XXXX Class 5 Handicap - 1350m

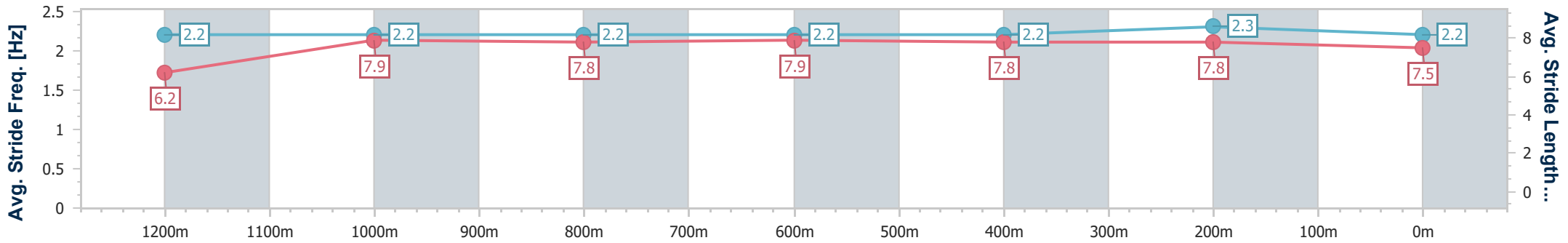
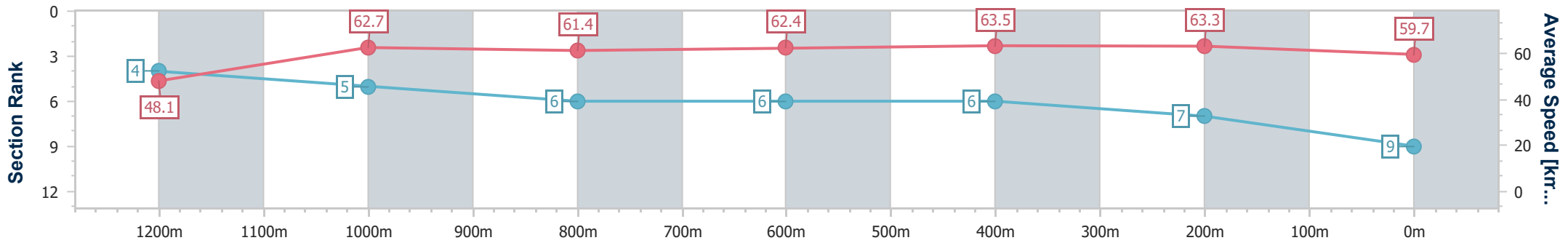
29 May 2024 - 15:04

Track Rating: Soft 5, Weather: Fine, Rail Position: +5m Entire



BRISBANE RACING CLUB

Section	Overall	1200m	1000m	800m	600m	400m	200m
Section Times	1:20.82 [9] (0:11.28)	1:09.54 [4] (0:11.46)	0:58.08 [5] (0:11.78)	0:46.30 [6] (0:11.61)	0:34.69 [6] (0:11.27)	0:23.42 [6] (0:11.38)	0:12.04 [7] (0:12.04)
Average Speed [km/h]	48.1	62.7	61.4	62.4	63.5	63.3	59.7
Top Speed [km/h]	62.3	63.3	63.3	63.2	65.0	65.1	62.2
Avg. Dist. to Rail [m]	4.6	0.7	1.3	0.6	0.5	0.5	1.2
Avg. Stride Freq. [Hz]	2.2	2.2	2.2	2.2	2.2	2.3	2.2
Avg. Stride Length [m]	6.2	7.9	7.8	7.9	7.8	7.8	7.5



- [] Ranking at each section and finish
- .-.- No data available at this section
- NA No data available



Horse/Jockey Name	Magic Conqueror
Final Rank	10
Fastest Section Time (Section)	0:11.26 (400m)
Top Speed [km/h] (Section)	65.7 (400m)
Race State	Finished



Doomben QLD Professional

Race 6: XXXX Class 5 Handicap - 1350m

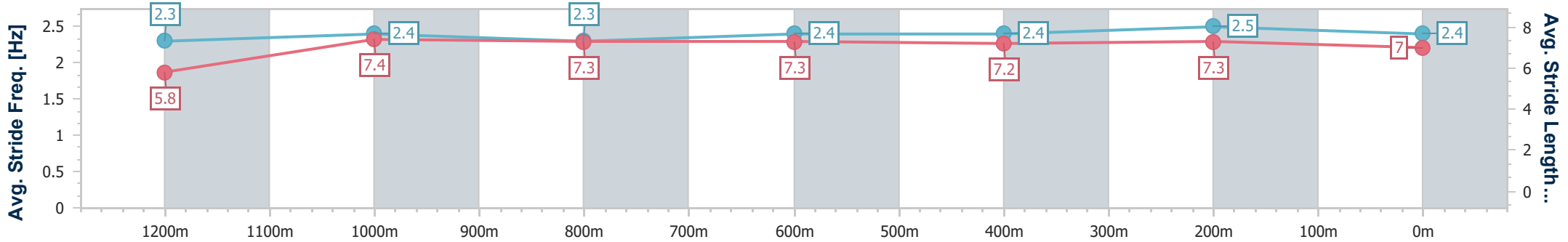
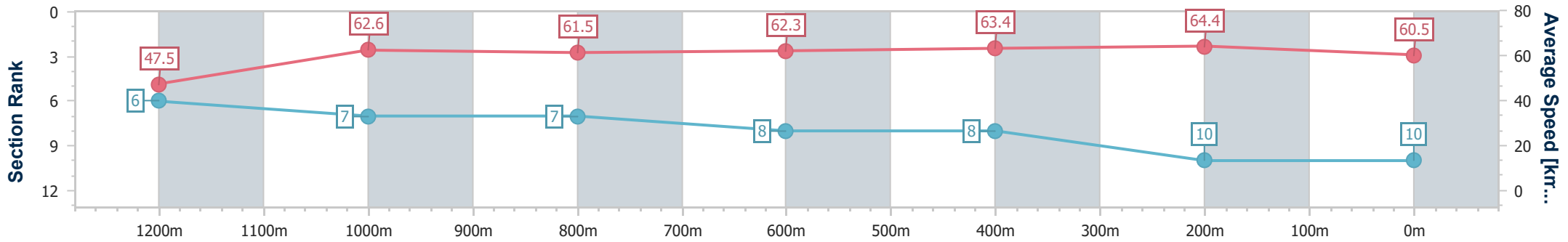
29 May 2024 - 15:04

Track Rating: Soft 5, Weather: Fine, Rail Position: +5m Entire



BRISBANE RACING CLUB

Section	Overall	1200m	1000m	800m	600m	400m	200m
Section Times	1:20.91 [10] (0:11.40)	1:09.51 [6] (0:11.50)	0:58.01 [7] (0:11.78)	0:46.23 [7] (0:11.68)	0:34.55 [8] (0:11.43)	0:23.12 [8] (0:11.26)	0:11.86 [10] (0:11.86)
Average Speed [km/h]	47.5	62.6	61.5	62.3	63.4	64.4	60.5
Top Speed [km/h]	61.8	63.7	62.8	64.0	65.6	65.7	63.2
Avg. Dist. to Rail [m]	9.1	1.8	1.4	2.1	1.8	2.4	4.0
Avg. Stride Freq. [Hz]	2.3	2.4	2.3	2.4	2.4	2.5	2.4
Avg. Stride Length [m]	5.8	7.4	7.3	7.3	7.2	7.3	7.0



- [] Ranking at each section and finish
- .-.- No data available at this section
- NA No data available



Horse/Jockey Name	Alcyone
Final Rank	11
Fastest Section Time (Section)	0:11.04 (400m)
Top Speed [km/h] (Section)	66.0 (400m)
Race State	Finished



Doomben QLD Professional

Race 6: XXXX Class 5 Handicap - 1350m

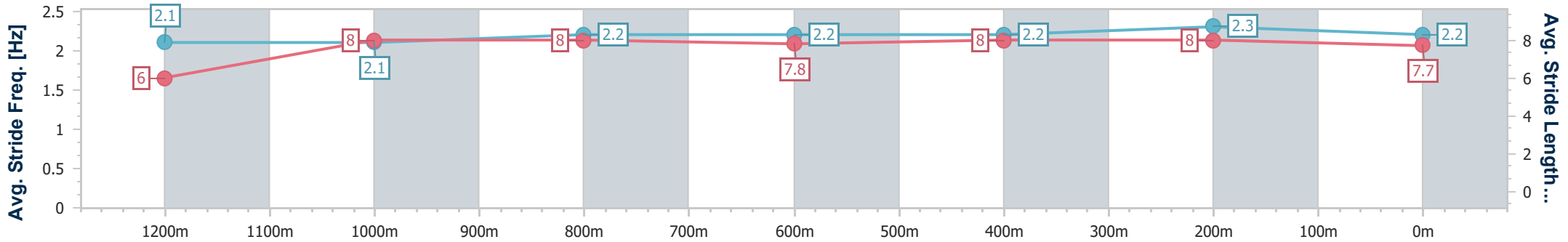
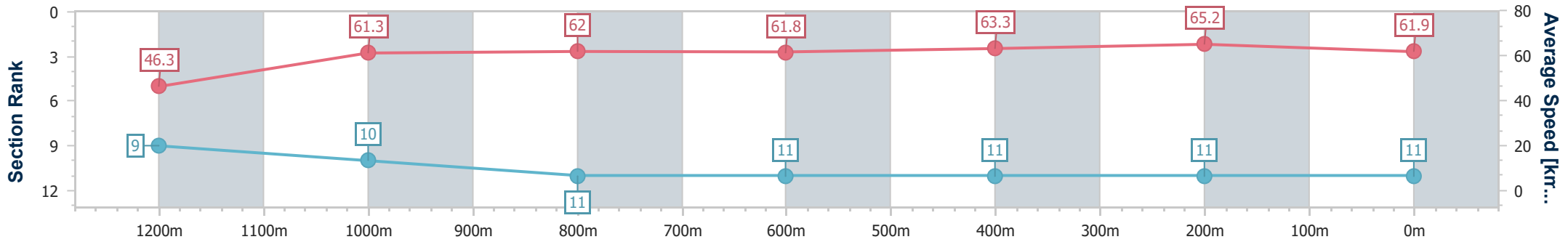
29 May 2024 - 15:04

Track Rating: Soft 5, Weather: Fine, Rail Position: +5m Entire



BRISBANE RACING CLUB

Section	Overall	1200m	1000m	800m	600m	400m	200m
Section Times	1:20.92 [11] (0:11.66)	1:09.26 [9] (0:11.77)	0:57.49 [10] (0:11.69)	0:45.80 [11] (0:11.76)	0:34.04 [11] (0:11.36)	0:22.68 [11] (0:11.04)	0:11.64 [11] (0:11.64)
Average Speed [km/h]	46.3	61.3	62.0	61.8	63.3	65.2	61.9
Top Speed [km/h]	62.3	62.6	62.7	64.4	64.6	66.0	64.4
Avg. Dist. to Rail [m]	7.8	2.4	1.8	2.1	0.4	1.3	5.2
Avg. Stride Freq. [Hz]	2.1	2.1	2.2	2.2	2.2	2.3	2.2
Avg. Stride Length [m]	6.0	8.0	8.0	7.8	8.0	8.0	7.7



- [] Ranking at each section and finish
- .-.- No data available at this section
- NA No data available



Doomben QLD Professional

Race 7: SKY RACING BENCHMARK 70 Handicap - 1110m

29 May 2024 - 15:40



BRISBANE
RACING CLUB

Track Rating: Soft 5, Weather: Fine, Rail Position: +5m Entire

Section		Overall										Last 600m	
Field Times		1:04.20										0:34.07	
		(0:08.41)											
		1000m											
		0:55.79											
		(0:10.55)											
		800m											
		0:45.24											
		(0:11.17)											
		600m											
		0:34.07											
		(0:11.19)											
		400m											
		0:22.88											
		(0:11.26)											
		200m											
		0:11.62											
		(0:11.62)											
Rank	TAB	Horse/Jockey	Barrier	Top Speed [km/h]	Fastest Section	Overall	1000m	800m	600m	400m	200m	Margin	Distance Travelled [m]
1	6	METALART	3	67.6	0:08.46	1:04.20 [1]	0:55.74 [2]	0:44.83 [3]	0:33.78 [3]	0:22.57 [4]	0:11.62 [1]	1:04.20	0:33.78
		Michael Rodd		1000m	Overall	(0:08.46)	(0:10.91)	(0:11.05)	(0:11.21)	(0:10.95)	(0:11.62)		
2	5	REDZOUST	6	67.9	0:08.60	1:04.62 [2]	0:56.02 [4]	0:45.14 [5]	0:34.01 [6]	0:22.79 [7]	0:11.60 [7]	2.5L	0:34.01 +6
		Cejay Graham		1000m	Overall	(0:08.60)	(0:10.88)	(0:11.13)	(0:11.22)	(0:11.19)	(0:11.60)		
3	2	DIVINE OKAY	2	67.3	0:08.73	1:04.69 [3]	0:55.96 [7]	0:45.07 [7]	0:34.05 [7]	0:22.86 [6]	0:11.76 [5]	2.92L	0:34.05 -2
		Justin Huxtable		1000m	Overall	(0:08.73)	(0:10.89)	(0:11.02)	(0:11.19)	(0:11.10)	(0:11.76)		
4	14	SMART RECOGNITION	5	67.2	0:08.81	1:04.92 [4]	0:56.11 [10]	0:45.07 [10]	0:33.99 [11]	0:22.86 [10]	0:11.78 [9]	4.22L	0:33.99 -2
		Martin Harley		1000m	Overall	(0:08.81)	(0:11.04)	(0:11.08)	(0:11.13)	(0:11.08)	(0:11.78)		
5	12	SPICY LEGEND	12	70.2	0:08.58	1:04.92 [5]	0:56.34 [3]	0:45.85 [2]	0:34.63 [2]	0:23.37 [2]	0:12.21 [3]	4.24L	0:34.63 +2
		Blake Shinn		1000m	Overall	(0:08.58)	(0:10.49)	(0:11.22)	(0:11.26)	(0:11.16)	(0:12.21)		
6	8	MIO SORRENTO	15	67.2	0:08.98	1:05.00 [6]	0:56.02 [12]	0:45.02 [12]	0:33.86 [13]	0:22.72 [12]	0:11.65 [12]	4.72L	0:33.86 +0
		Craig Williams		1000m	Overall	(0:08.98)	(0:11.00)	(0:11.16)	(0:11.14)	(0:11.07)	(0:11.65)		
7	11	MISS COOTA	10	69.5	0:08.41	1:05.02 [7]	0:56.61 [1]	0:46.06 [1]	0:34.89 [1]	0:23.70 [1]	0:12.34 [2]	4.85L	0:34.89 -1
		Tahlia Fenlon		1000m	Overall	(0:08.41)	(0:10.55)	(0:11.17)	(0:11.19)	(0:11.36)	(0:12.34)		
8	1	AIR MARSHAL	13	68.8	0:08.95	1:05.09 [8]	0:56.14 [11]	0:45.23 [11]	0:34.17 [10]	0:22.96 [11]	0:11.87 [10]	5.27L	0:34.17 +0
		Bailey Wheeler		1000m	Overall	(0:08.95)	(0:10.91)	(0:11.06)	(0:11.21)	(0:11.09)	(0:11.87)		
9	4	MINKS STAR	7	68.6	0:08.75	1:05.12 [9]	0:56.37 [8]	0:45.46 [9]	0:34.34 [9]	0:23.09 [9]	0:11.87 [11]	5.41L	0:34.34 +5
		Marnu Potgieter		1000m	Overall	(0:08.75)	(0:10.91)	(0:11.12)	(0:11.25)	(0:11.22)	(0:11.87)		
10	9	SPIRIT OF BRODIE	1	67.5	0:08.62	1:05.19 [10]	0:56.57 [5]	0:45.75 [4]	0:34.63 [5]	0:23.29 [8]	0:12.16 [8]	5.86L	0:34.63 +0
		Ryan Maloney		1000m	Overall	(0:08.62)	(0:10.82)	(0:11.12)	(0:11.34)	(0:11.13)	(0:12.16)		

Scratched: Chilliwack (#15), Magic In Me (#3), Better Be Nurdy (#13), Noble Style (#17)

[] Ranking at each section and finish
-:--:-- No data available at this section
NA No data available

SCN Saddle cloth number
DNF Did not finish
DNT Did not track



Doomben QLD Professional

Race 7: SKY RACING BENCHMARK 70 Handicap - 1110m

29 May 2024 - 15:40



BRISBANE
RACING CLUB

Track Rating: Soft 5, Weather: Fine, Rail Position: +5m Entire

Section		Overall	1000m	800m	600m	400m	200m	Last 600m					
Field Times		1:04.20 (0:08.41)	0:55.79 (0:10.55)	0:45.24 (0:11.17)	0:34.07 (0:11.19)	0:22.88 (0:11.26)	0:11.62 (0:11.62)	0:34.07					
Rank	TAB Horse/Jockey	Barrier	Top Speed [km/h]	Fastest Section	Margin								Distance Travelled [m]
11	10 BLUESTONE LANE Angela Jones	16	68.1 1000m	0:09.19 Overall	1:05.24 [11] (0:09.19)	0:56.05 [13] (0:10.93)	0:45.22 [13] (0:11.10)	0:34.12 [12] (0:11.16)	0:22.96 [13] (0:11.12)	0:11.84 [13] (0:11.84)	6.13L	0:34.12	+1
12	16 SONNY DAZE Michael Cahill	4	67.9 1000m	0:08.65 Overall	1:05.54 [12] (0:08.65)	0:56.89 [6] (0:10.84)	0:46.05 [6] (0:11.00)	0:35.05 [4] (0:11.11)	0:23.94 [3] (0:11.29)	0:12.65 [4] (0:12.65)	7.87L	0:35.05	-2
13	7 I AM VOODOO James Orman	9	68.3 1000m	0:08.79 Overall	1:06.09 [13] (0:08.79)	0:57.30 [9] (0:10.86)	0:46.44 [8] (0:11.00)	0:35.44 [8] (0:11.01)	0:24.43 [5] (0:11.33)	0:13.10 [6] (0:13.10)	11.1L	0:35.44	+6

Scratched: Chilliwack (#15), Magic In Me (#3), Better Be Nurdy (#13), Noble Style (#17)

[] Ranking at each section and finish
 -:-:-:- No data available at this section
 NA No data available

SCN Saddle cloth number
 DNF Did not finish
 DNT Did not track



Horse/Jockey Name	Metalart
Final Rank	1
Fastest Section Time (Section)	0:08.46 (Overall)
Top Speed [km/h] (Section)	67.6 (1000m)
Race State	Finished

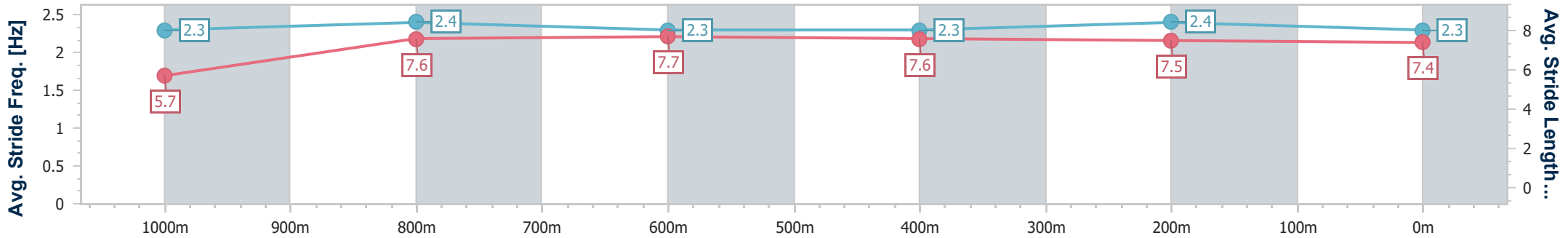
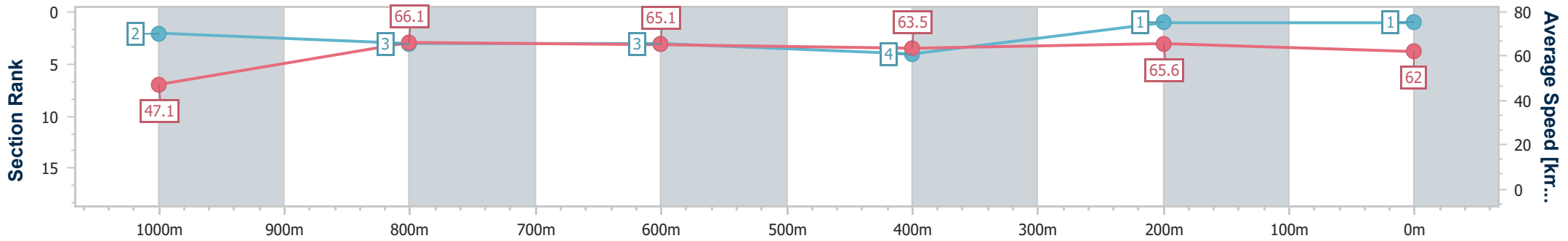


Doomben QLD Professional
Race 7: SKY RACING BENCHMARK 70 Handicap - 1110m
 29 May 2024 - 15:40
 Track Rating: Soft 5, Weather: Fine, Rail Position: +5m Entire



BRISBANE
RACING CLUB

Section	Overall	1000m	800m	600m	400m	200m
Section Times	1:04.20 [1] (0:08.46)	0:55.74 [2] (0:10.91)	0:44.83 [3] (0:11.05)	0:33.78 [3] (0:11.21)	0:22.57 [4] (0:10.95)	0:11.62 [1] (0:11.62)
Average Speed [km/h]	47.1	66.1	65.1	63.5	65.6	62.0
Top Speed [km/h]	65.8	67.6	66.4	65.2	67.2	65.0
Avg. Dist. to Rail [m]	2.9	1.0	0.4	1.6	2.1	2.9
Avg. Stride Freq. [Hz]	2.3	2.4	2.3	2.3	2.4	2.3
Avg. Stride Length [m]	5.7	7.6	7.7	7.6	7.5	7.4



- [] Ranking at each section and finish
- .-.- No data available at this section
- NA No data available



Horse/Jockey Name	Redzoust
Final Rank	2
Fastest Section Time (Section)	0:08.60 (Overall)
Top Speed [km/h] (Section)	67.9 (1000m)
Race State	Finished

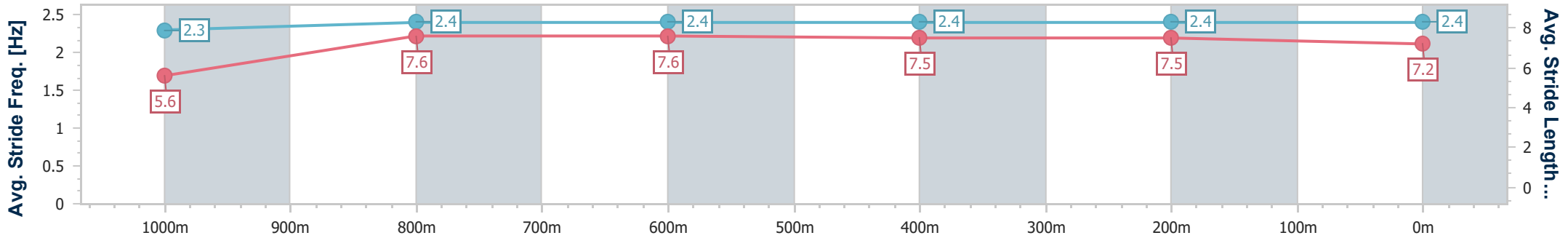
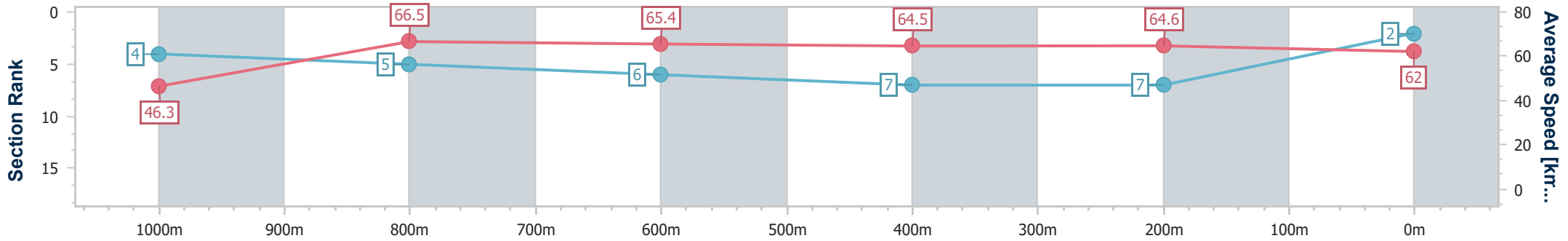


Doomben QLD Professional
Race 7: SKY RACING BENCHMARK 70 Handicap - 1110m
 29 May 2024 - 15:40
 Track Rating: Soft 5, Weather: Fine, Rail Position: +5m Entire



BRISBANE
RACING CLUB

Section	Overall	1000m	800m	600m	400m	200m
Section Times	1:04.62 [2] (0:08.60)	0:56.02 [4] (0:10.88)	0:45.14 [5] (0:11.13)	0:34.01 [6] (0:11.22)	0:22.79 [7] (0:11.19)	0:11.60 [7] (0:11.60)
Average Speed [km/h]	46.3	66.5	65.4	64.5	64.6	62.0
Top Speed [km/h]	65.0	67.9	67.1	65.9	65.3	64.3
Avg. Dist. to Rail [m]	6.0	3.5	1.8	0.7	3.6	6.1
Avg. Stride Freq. [Hz]	2.3	2.4	2.4	2.4	2.4	2.4
Avg. Stride Length [m]	5.6	7.6	7.6	7.5	7.5	7.2



- [] Ranking at each section and finish
- .-.- No data available at this section
- NA No data available



Horse/Jockey Name	Divine Okay
Final Rank	3
Fastest Section Time (Section)	0:08.73 (Overall)
Top Speed [km/h] (Section)	67.3 (1000m)
Race State	Finished

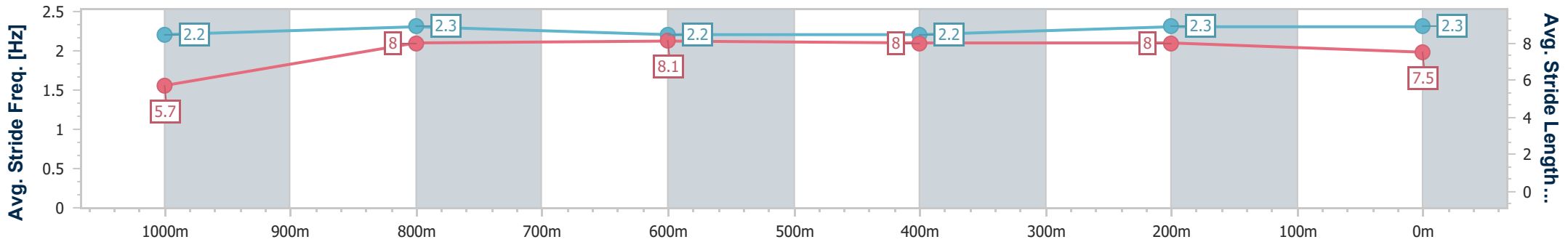
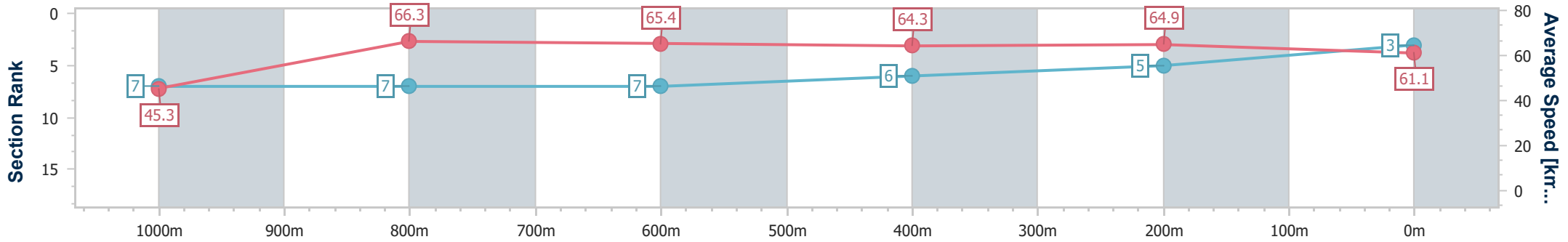


Doomben QLD Professional
Race 7: SKY RACING BENCHMARK 70 Handicap - 1110m
 29 May 2024 - 15:40
 Track Rating: Soft 5, Weather: Fine, Rail Position: +5m Entire



BRISBANE
RACING CLUB

Section	Overall	1000m	800m	600m	400m	200m
Section Times	1:04.69 [3] (0:08.73)	0:55.96 [7] (0:10.89)	0:45.07 [7] (0:11.02)	0:34.05 [7] (0:11.19)	0:22.86 [6] (0:11.10)	0:11.76 [5] (0:11.76)
Average Speed [km/h]	45.3	66.3	65.4	64.3	64.9	61.1
Top Speed [km/h]	63.0	67.3	66.1	65.8	66.6	63.2
Avg. Dist. to Rail [m]	2.8	1.6	0.3	0.3	2.1	3.7
Avg. Stride Freq. [Hz]	2.2	2.3	2.2	2.2	2.3	2.3
Avg. Stride Length [m]	5.7	8.0	8.1	8.0	8.0	7.5



- [] Ranking at each section and finish
- .-.- No data available at this section
- NA No data available



Horse/Jockey Name	Smart Recognition
Final Rank	4
Fastest Section Time (Section)	0:08.81 (Overall)
Top Speed [km/h] (Section)	67.2 (1000m)
Race State	Finished

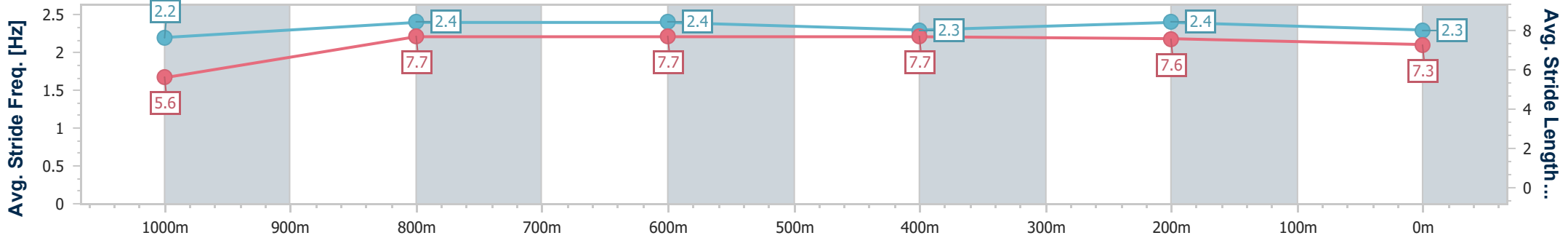
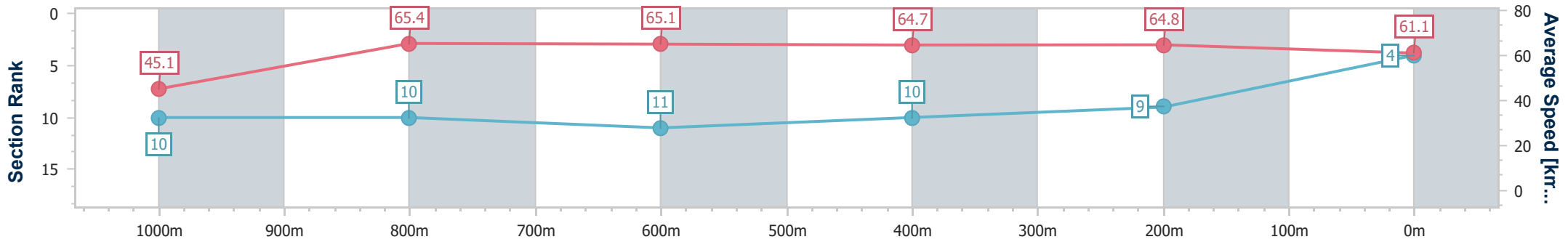


Doomben QLD Professional
Race 7: SKY RACING BENCHMARK 70 Handicap - 1110m
 29 May 2024 - 15:40
 Track Rating: Soft 5, Weather: Fine, Rail Position: +5m Entire



BRISBANE
RACING CLUB

Section	Overall	1000m	800m	600m	400m	200m
Section Times	1:04.92 [4] (0:08.81)	0:56.11 [10] (0:11.04)	0:45.07 [10] (0:11.08)	0:33.99 [11] (0:11.13)	0:22.86 [10] (0:11.08)	0:11.78 [9] (0:11.78)
Average Speed [km/h]	45.1	65.4	65.1	64.7	64.8	61.1
Top Speed [km/h]	63.5	67.2	66.1	65.2	65.8	64.5
Avg. Dist. to Rail [m]	4.4	1.9	0.8	0.5	0.4	0.6
Avg. Stride Freq. [Hz]	2.2	2.4	2.4	2.3	2.4	2.3
Avg. Stride Length [m]	5.6	7.7	7.7	7.7	7.6	7.3



- [] Ranking at each section and finish
- .-.- No data available at this section
- NA No data available



Horse/Jockey Name	Spicy Legend
Final Rank	5
Fastest Section Time (Section)	0:08.58 (Overall)
Top Speed [km/h] (Section)	70.2 (1000m)
Race State	Finished

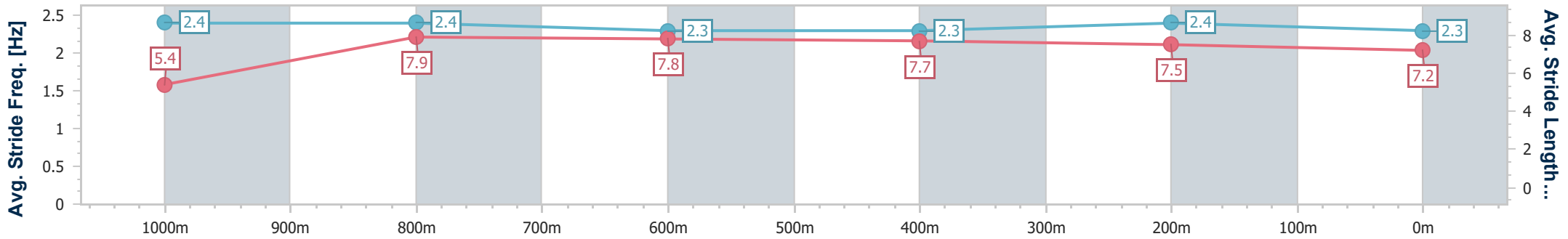
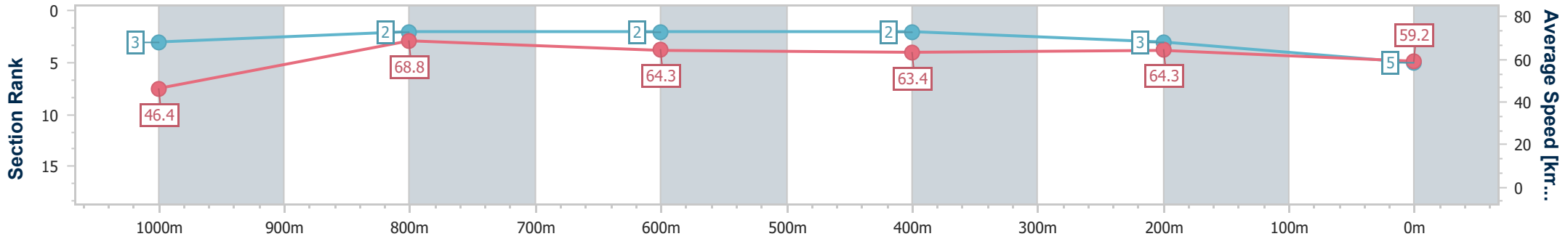


Doomben QLD Professional
Race 7: SKY RACING BENCHMARK 70 Handicap - 1110m
 29 May 2024 - 15:40
 Track Rating: Soft 5, Weather: Fine, Rail Position: +5m Entire



BRISBANE
RACING CLUB

Section	Overall	1000m	800m	600m	400m	200m
Section Times	1:04.92 [5] (0:08.58)	0:56.34 [3] (0:10.49)	0:45.85 [2] (0:11.22)	0:34.63 [2] (0:11.26)	0:23.37 [2] (0:11.16)	0:12.21 [3] (0:12.21)
Average Speed [km/h]	46.4	68.8	64.3	63.4	64.3	59.2
Top Speed [km/h]	67.5	70.2	65.6	64.4	66.2	62.6
Avg. Dist. to Rail [m]	8.1	3.8	0.6	1.6	1.6	2.4
Avg. Stride Freq. [Hz]	2.4	2.4	2.3	2.3	2.4	2.3
Avg. Stride Length [m]	5.4	7.9	7.8	7.7	7.5	7.2



- [] Ranking at each section and finish
- .-.- No data available at this section
- NA No data available



Horse/Jockey Name	Mio Sorrento
Final Rank	6
Fastest Section Time (Section)	0:08.98 (Overall)
Top Speed [km/h] (Section)	67.2 (1000m)
Race State	Finished

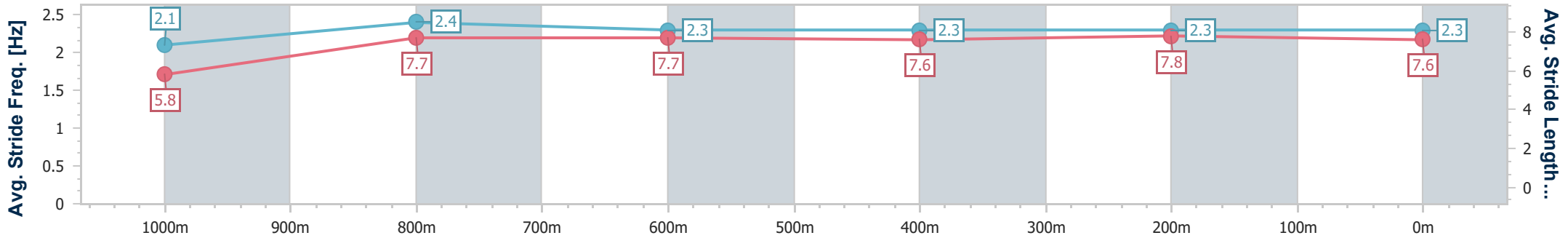
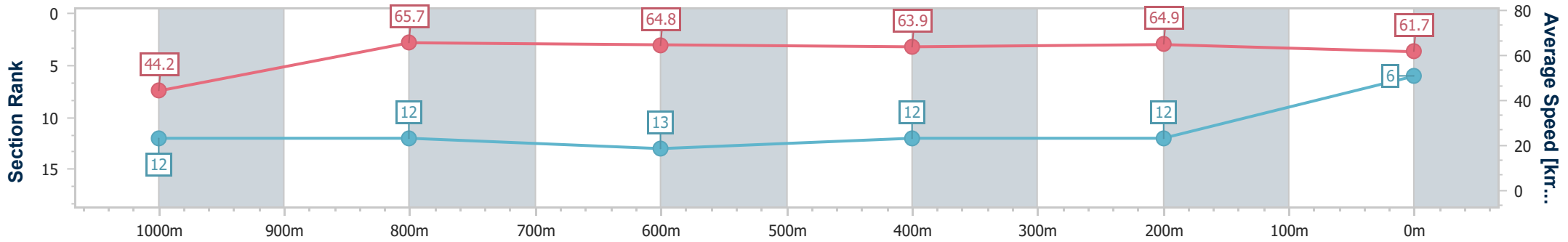


Doomben QLD Professional
Race 7: SKY RACING BENCHMARK 70 Handicap - 1110m
 29 May 2024 - 15:40
 Track Rating: Soft 5, Weather: Fine, Rail Position: +5m Entire



BRISBANE
RACING CLUB

Section	Overall	1000m	800m	600m	400m	200m
Section Times	1:05.00 [6] (0:08.98)	0:56.02 [12] (0:11.00)	0:45.02 [12] (0:11.16)	0:33.86 [13] (0:11.14)	0:22.72 [12] (0:11.07)	0:11.65 [12] (0:11.65)
Average Speed [km/h]	44.2	65.7	64.8	63.9	64.9	61.7
Top Speed [km/h]	65.0	67.2	65.7	64.8	66.0	64.7
Avg. Dist. to Rail [m]	8.2	2.7	0.6	1.7	2.1	3.9
Avg. Stride Freq. [Hz]	2.1	2.4	2.3	2.3	2.3	2.3
Avg. Stride Length [m]	5.8	7.7	7.7	7.6	7.8	7.6



- [] Ranking at each section and finish
- .-.- No data available at this section
- NA No data available



Horse/Jockey Name	Miss Coota
Final Rank	7
Fastest Section Time (Section)	0:08.41 (Overall)
Top Speed [km/h] (Section)	69.5 (1000m)
Race State	Finished

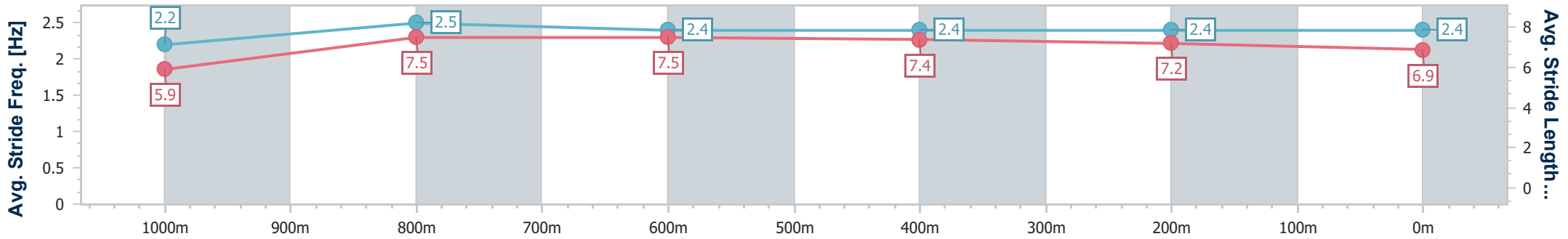
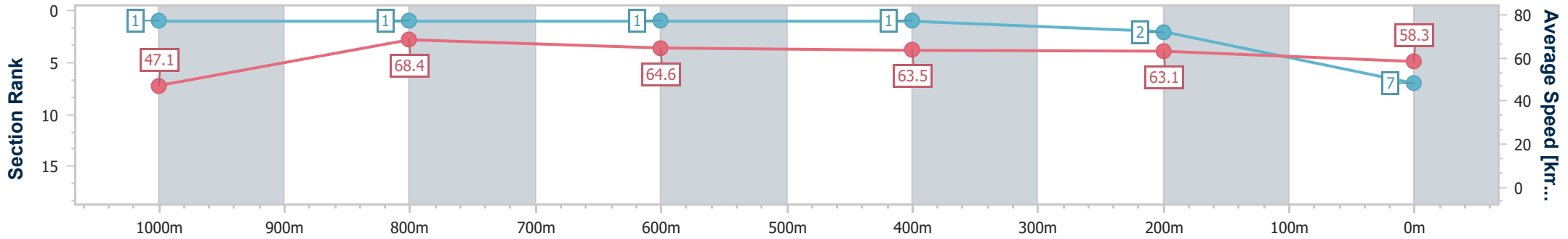


Doomben QLD Professional
Race 7: SKY RACING BENCHMARK 70 Handicap - 1110m
 29 May 2024 - 15:40
 Track Rating: Soft 5, Weather: Fine, Rail Position: +5m Entire



BRISBANE
RACING CLUB

Section	Overall	1000m	800m	600m	400m	200m
Section Times	1:05.02 [7] (0:08.41)	0:56.61 [1] (0:10.55)	0:46.06 [1] (0:11.17)	0:34.89 [1] (0:11.19)	0:23.70 [1] (0:11.36)	0:12.34 [2] (0:12.34)
Average Speed [km/h]	47.1	68.4	64.6	63.5	63.1	58.3
Top Speed [km/h]	67.3	69.5	65.7	64.8	64.3	61.4
Avg. Dist. to Rail [m]	7.4	3.7	0.6	2.1	2.1	1.8
Avg. Stride Freq. [Hz]	2.2	2.5	2.4	2.4	2.4	2.4
Avg. Stride Length [m]	5.9	7.5	7.5	7.4	7.2	6.9



- [] Ranking at each section and finish
- .-.- No data available at this section
- NA No data available



Horse/Jockey Name	Air Marshal
Final Rank	8
Fastest Section Time (Section)	0:08.95 (Overall)
Top Speed [km/h] (Section)	68.8 (1000m)
Race State	Finished

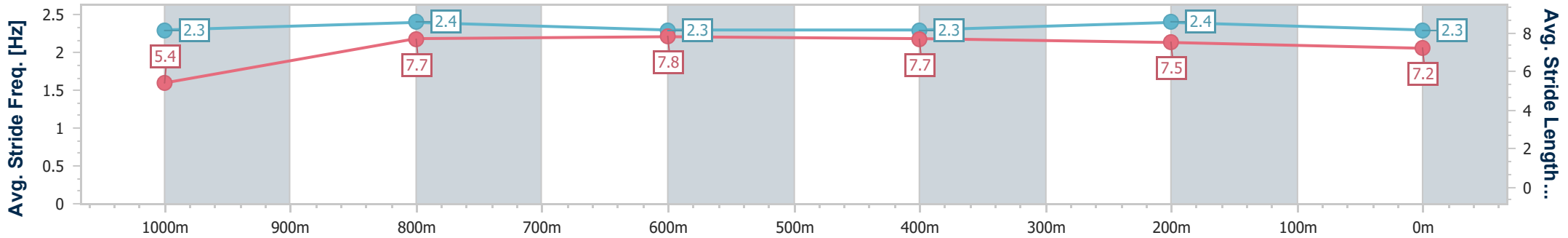
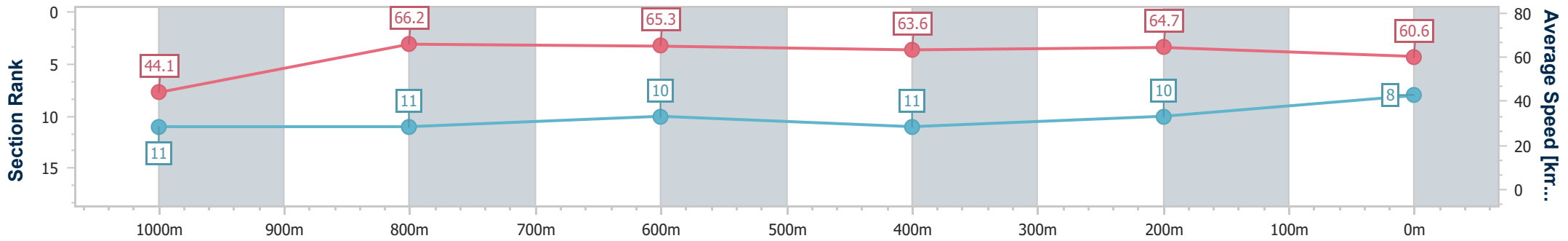


Doomben QLD Professional
Race 7: SKY RACING BENCHMARK 70 Handicap - 1110m
 29 May 2024 - 15:40
 Track Rating: Soft 5, Weather: Fine, Rail Position: +5m Entire



BRISBANE
RACING CLUB

Section	Overall	1000m	800m	600m	400m	200m
Section Times	1:05.09 [8] (0:08.95)	0:56.14 [11] (0:10.91)	0:45.23 [11] (0:11.06)	0:34.17 [10] (0:11.21)	0:22.96 [11] (0:11.09)	0:11.87 [10] (0:11.87)
Average Speed [km/h]	44.1	66.2	65.3	63.6	64.7	60.6
Top Speed [km/h]	67.4	68.8	66.0	64.9	66.8	64.5
Avg. Dist. to Rail [m]	7.3	1.6	0.4	1.3	1.8	2.1
Avg. Stride Freq. [Hz]	2.3	2.4	2.3	2.3	2.4	2.3
Avg. Stride Length [m]	5.4	7.7	7.8	7.7	7.5	7.2



- [] Ranking at each section and finish
- .-.- No data available at this section
- NA No data available



Horse/Jockey Name	Minks Star
Final Rank	9
Fastest Section Time (Section)	0:08.75 (Overall)
Top Speed [km/h] (Section)	68.6 (1000m)
Race State	Finished

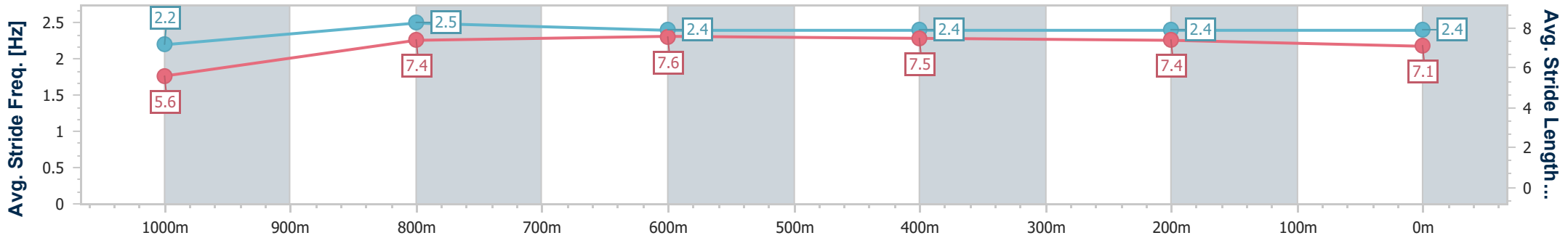
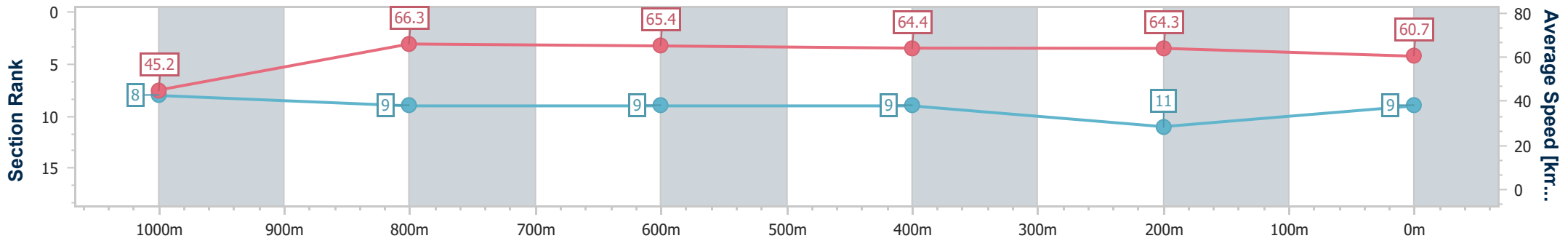


Doomben QLD Professional
Race 7: SKY RACING BENCHMARK 70 Handicap - 1110m
 29 May 2024 - 15:40
 Track Rating: Soft 5, Weather: Fine, Rail Position: +5m Entire



BRISBANE
RACING CLUB

Section	Overall	1000m	800m	600m	400m	200m
Section Times	1:05.12 [9] (0:08.75)	0:56.37 [8] (0:10.91)	0:45.46 [9] (0:11.12)	0:34.34 [9] (0:11.25)	0:23.09 [9] (0:11.22)	0:11.87 [11] (0:11.87)
Average Speed [km/h]	45.2	66.3	65.4	64.4	64.3	60.7
Top Speed [km/h]	64.2	68.6	66.6	65.6	65.3	62.9
Avg. Dist. to Rail [m]	6.2	3.2	1.5	1.0	3.9	7.1
Avg. Stride Freq. [Hz]	2.2	2.5	2.4	2.4	2.4	2.4
Avg. Stride Length [m]	5.6	7.4	7.6	7.5	7.4	7.1



- [] Ranking at each section and finish
- .-.- No data available at this section
- NA No data available



Horse/Jockey Name	Spirit Of Brodie
Final Rank	10
Fastest Section Time (Section)	0:08.62 (Overall)
Top Speed [km/h] (Section)	67.5 (1000m)
Race State	Finished

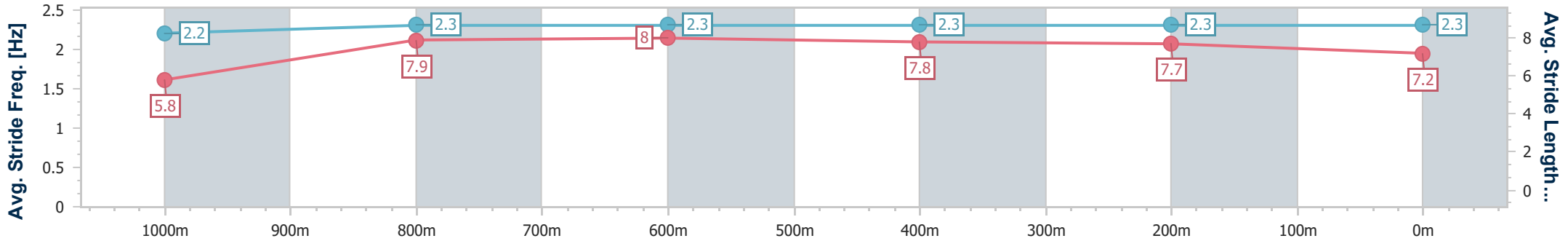
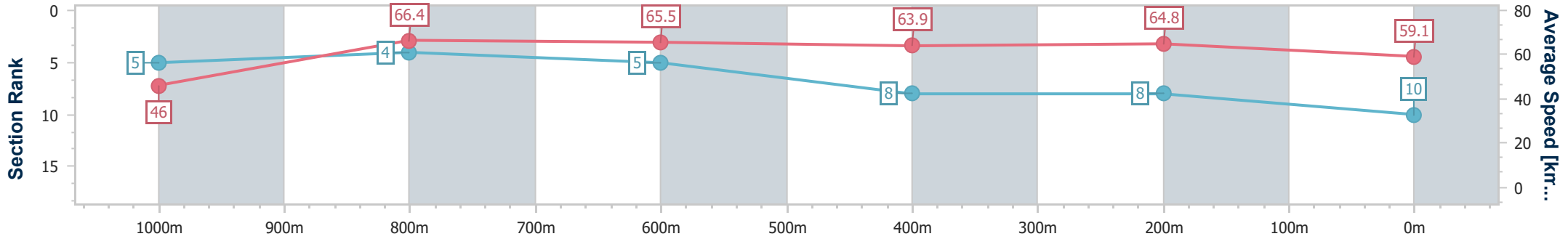


Doomben QLD Professional
Race 7: SKY RACING BENCHMARK 70 Handicap - 1110m
 29 May 2024 - 15:40
 Track Rating: Soft 5, Weather: Fine, Rail Position: +5m Entire



BRISBANE
 RACING CLUB

Section	Overall	1000m	800m	600m	400m	200m
Section Times	1:05.19 [10] (0:08.62)	0:56.57 [5] (0:10.82)	0:45.75 [4] (0:11.12)	0:34.63 [5] (0:11.34)	0:23.29 [8] (0:11.13)	0:12.16 [8] (0:12.16)
Average Speed [km/h]	46.0	66.4	65.5	63.9	64.8	59.1
Top Speed [km/h]	64.9	67.5	65.8	65.0	66.5	62.0
Avg. Dist. to Rail [m]	0.6	0.4	2.4	1.2	2.0	2.8
Avg. Stride Freq. [Hz]	2.2	2.3	2.3	2.3	2.3	2.3
Avg. Stride Length [m]	5.8	7.9	8.0	7.8	7.7	7.2



- [] Ranking at each section and finish
- .-.- No data available at this section
- NA No data available



Horse/Jockey Name	Bluestone Lane
Final Rank	11
Fastest Section Time (Section)	0:09.19 (Overall)
Top Speed [km/h] (Section)	68.1 (1000m)
Race State	Finished

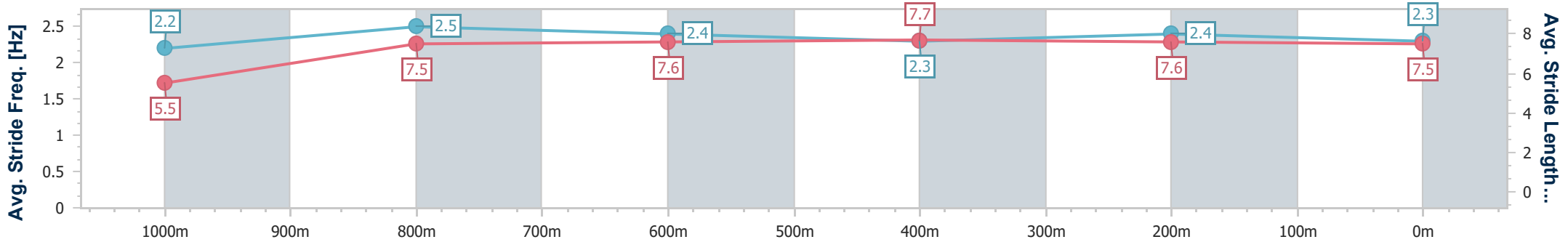
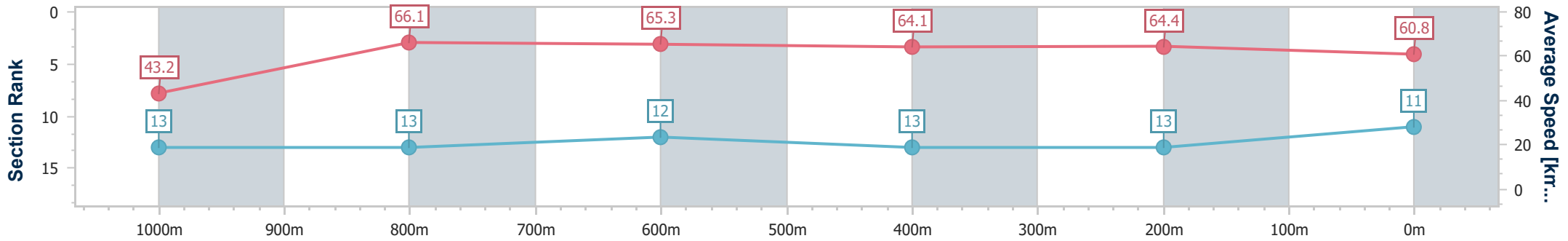


Doomben QLD Professional
Race 7: SKY RACING BENCHMARK 70 Handicap - 1110m
 29 May 2024 - 15:40
 Track Rating: Soft 5, Weather: Fine, Rail Position: +5m Entire



BRISBANE
RACING CLUB

Section	Overall	1000m	800m	600m	400m	200m
Section Times	1:05.24 [11] (0:09.19)	0:56.05 [13] (0:10.93)	0:45.22 [13] (0:11.10)	0:34.12 [12] (0:11.16)	0:22.96 [13] (0:11.12)	0:11.84 [13] (0:11.84)
Average Speed [km/h]	43.2	66.1	65.3	64.1	64.4	60.8
Top Speed [km/h]	62.3	68.1	66.5	65.2	66.3	64.4
Avg. Dist. to Rail [m]	10.2	1.5	0.4	1.7	0.9	0.5
Avg. Stride Freq. [Hz]	2.2	2.5	2.4	2.3	2.4	2.3
Avg. Stride Length [m]	5.5	7.5	7.6	7.7	7.6	7.5



- [] Ranking at each section and finish
- .-.- No data available at this section
- NA No data available



Horse/Jockey Name	Sonny Daze
Final Rank	12
Fastest Section Time (Section)	0:08.65 (Overall)
Top Speed [km/h] (Section)	67.9 (1000m)
Race State	Finished

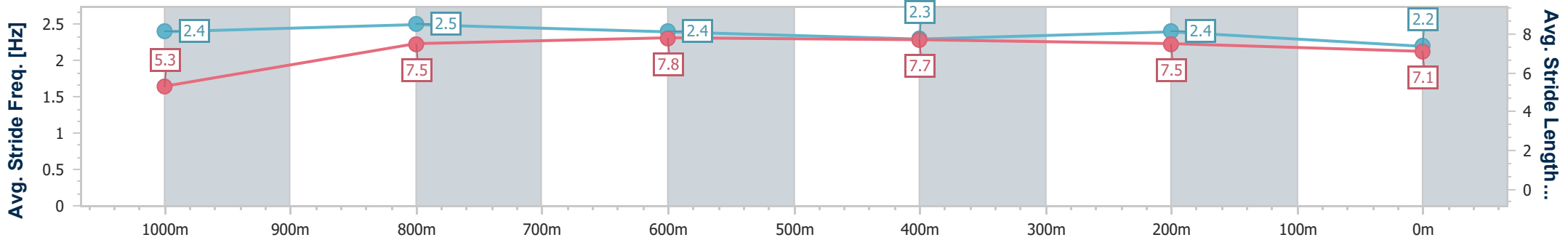
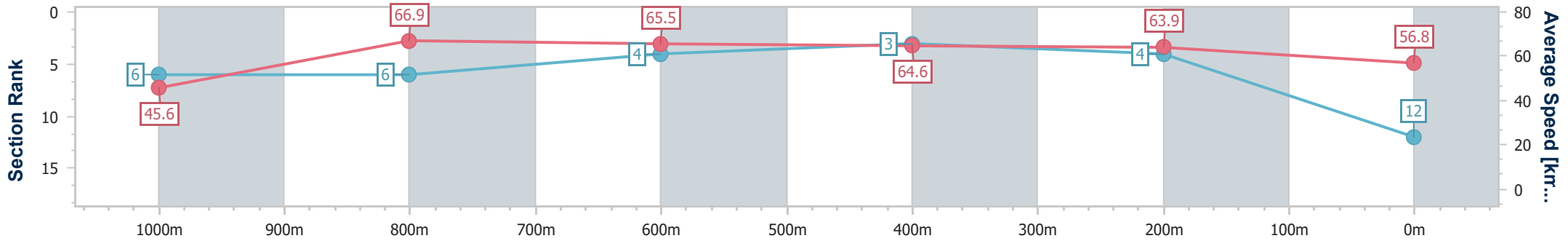


Doomben QLD Professional
Race 7: SKY RACING BENCHMARK 70 Handicap - 1110m
 29 May 2024 - 15:40
 Track Rating: Soft 5, Weather: Fine, Rail Position: +5m Entire



BRISBANE
RACING CLUB

Section	Overall	1000m	800m	600m	400m	200m
Section Times	1:05.54 [12] (0:08.65)	0:56.89 [6] (0:10.84)	0:46.05 [6] (0:11.00)	0:35.05 [4] (0:11.11)	0:23.94 [3] (0:11.29)	0:12.65 [4]
Average Speed [km/h]	45.6	66.9	65.5	64.6	63.9	56.8
Top Speed [km/h]	66.5	67.9	66.9	65.6	65.1	61.7
Avg. Dist. to Rail [m]	4.9	3.3	0.3	0.5	2.6	5.4
Avg. Stride Freq. [Hz]	2.4	2.5	2.4	2.3	2.4	2.2
Avg. Stride Length [m]	5.3	7.5	7.8	7.7	7.5	7.1



- [] Ranking at each section and finish
- .-.- No data available at this section
- NA No data available



Horse/Jockey Name	I Am Voodoo
Final Rank	13
Fastest Section Time (Section)	0:08.79 (Overall)
Top Speed [km/h] (Section)	68.3 (1000m)
Race State	Finished

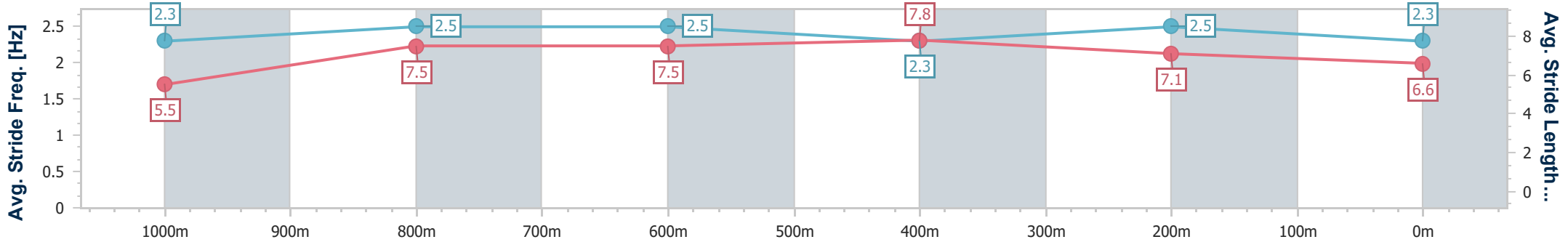
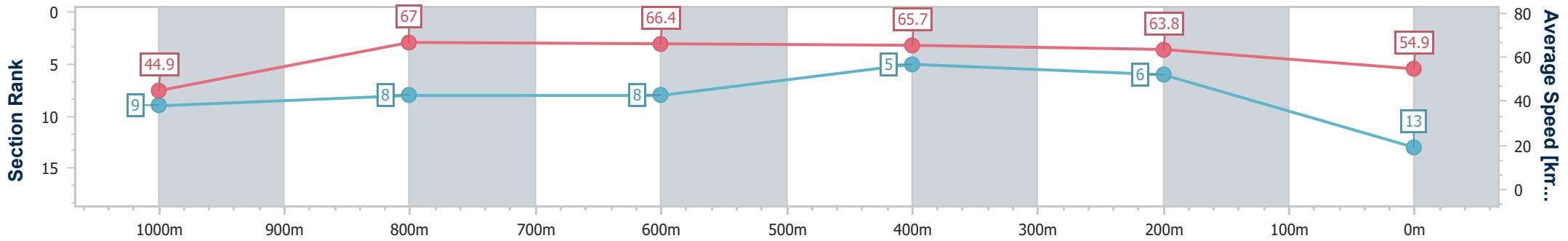


Doomben QLD Professional
Race 7: SKY RACING BENCHMARK 70 Handicap - 1110m
 29 May 2024 - 15:40
 Track Rating: Soft 5, Weather: Fine, Rail Position: +5m Entire



BRISBANE
RACING CLUB

Section	Overall	1000m	800m	600m	400m	200m
Section Times	1:06.09 [13] (0:08.79)	0:57.30 [9] (0:10.86)	0:46.44 [8] (0:11.00)	0:35.44 [8] (0:11.01)	0:24.43 [5] (0:11.33)	0:13.10 [6] (0:13.10)
Average Speed [km/h]	44.9	67.0	66.4	65.7	63.8	54.9
Top Speed [km/h]	65.3	68.3	67.3	67.7	65.3	59.9
Avg. Dist. to Rail [m]	7.5	5.3	2.2	1.2	3.2	5.7
Avg. Stride Freq. [Hz]	2.3	2.5	2.5	2.3	2.5	2.3
Avg. Stride Length [m]	5.5	7.5	7.5	7.8	7.1	6.6



- [] Ranking at each section and finish
- .-.-.- No data available at this section
- NA No data available



Doomben QLD Professional

Race 8: BECOME A BRC MEMBER Class 1 Handicap - 1350m

29 May 2024 - 16:17



BRISBANE
RACING CLUB

Track Rating: Soft 5, Weather: Fine, Rail Position: +5m Entire

Section		Overall										Last 600m	
Field Times		1:20.69										0:35.20	
		(0:11.25)										(0:11.54)	
		1200m										400m	
		1:09.44										0:23.59	
		(0:11.14)										(0:11.54)	
		1000m											
		0:58.30											
		(0:11.47)											
		800m											
		0:46.83											
		(0:11.63)											
		600m											
		0:35.20											
		(0:11.61)											
		400m											
		0:23.59											
		(0:11.54)											
												0:35.20	
Rank	TAB	Horse/Jockey	Barrier	Top Speed [km/h]	Fastest Section	Overall	1200m	1000m	800m	600m	400m	Last 600m	Distance Travelled [m]
1	7	BRASCO	4	67.7	0:10.97	1:20.69 [1]	1:08.58 [12]	0:57.15 [13]	0:45.52 [13]	0:33.97 [13]	0:22.60 [12]	0:33.97	
		Michael Rodd		400m	400m	(0:12.11)	(0:11.43)	(0:11.63)	(0:11.55)	(0:11.37)	(0:10.97)		
2	2	JUNGLE PRINCE	11	65.6	0:11.23	1:20.83 [2]	1:09.40 [5]	0:57.93 [7]	0:46.22 [7]	0:34.57 [7]	0:23.03 [7]	0:34.57	+7
		James Orman		400m	400m	(0:11.43)	(0:11.47)	(0:11.71)	(0:11.65)	(0:11.54)	(0:11.23)		
3	3	NEW LEVEL	8	65.3	0:11.13	1:20.85 [3]	1:09.49 [4]	0:58.15 [5]	0:46.57 [5]	0:35.01 [4]	0:23.34 [5]	0:35.01	-2
		Justin Huxtable		400m	400m	(0:11.36)	(0:11.34)	(0:11.58)	(0:11.56)	(0:11.67)	(0:11.13)		
4	11	IMARICHGIRL	19	66.0	0:11.26	1:21.01 [4]	1:08.75 [14]	0:57.38 [14]	0:45.87 [12]	0:34.56 [11]	0:23.03 [11]	0:34.56	+7
		Kyle Wilson-Taylor		400m	400m	(0:12.26)	(0:11.37)	(0:11.51)	(0:11.31)	(0:11.53)	(0:11.26)		
5	14	KISSED BY EVIE	9	65.1	0:11.21	1:21.17 [5]	1:09.68 [6]	0:58.47 [4]	0:46.76 [6]	0:35.04 [6]	0:23.60 [6]	0:35.04	+2
		Boris Thornton		1200m	1200m	(0:11.49)	(0:11.21)	(0:11.71)	(0:11.72)	(0:11.44)	(0:11.53)		
6	20	CLAUDIUS	7	65.4	0:11.26	1:21.25 [6]	1:09.49 [8]	0:58.23 [9]	0:46.48 [9]	0:34.89 [9]	0:23.39 [9]	0:34.89	+2
		Madeleine Wishart		400m	1200m	(0:11.76)	(0:11.26)	(0:11.75)	(0:11.59)	(0:11.50)	(0:11.34)		
7	12	POWER FLASH	20	64.8	0:11.20	1:21.32 [7]	1:10.06 [2]	0:58.86 [3]	0:47.38 [3]	0:35.70 [3]	0:24.11 [3]	0:35.70	+4
		Angela Jones		1200m	1200m	(0:11.26)	(0:11.20)	(0:11.48)	(0:11.68)	(0:11.59)	(0:11.68)		
8	5	WATERMELON	3	66.1	0:11.03	1:21.58 [8]	1:10.22 [3]	0:59.19 [1]	0:47.72 [1]	0:36.09 [1]	0:24.48 [1]	0:36.09	-3
		Marnu Potgieter		1200m	1200m	(0:11.36)	(0:11.03)	(0:11.47)	(0:11.63)	(0:11.61)	(0:11.82)		
9	19	DUCHESS BREE	2	63.4	0:11.40	1:21.61 [9]	1:09.77 [10]	0:58.30 [10]	0:46.65 [10]	0:35.19 [10]	0:23.79 [8]	0:35.19	-3
		Nathan Evans		1000m	600m	(0:11.84)	(0:11.47)	(0:11.65)	(0:11.46)	(0:11.40)	(0:11.45)		
10	16	RISK ASSESSMENT	10	65.7	0:11.14	1:21.68 [10]	1:10.43 [1]	0:59.29 [2]	0:47.81 [2]	0:36.12 [2]	0:24.49 [2]	0:36.12	+4
		Cejay Graham		1200m	1200m	(0:11.25)	(0:11.14)	(0:11.48)	(0:11.69)	(0:11.63)	(0:11.78)		

Scratched: Barbaric Lad (#6), Fourandahalf (#8), Prado (#9), Reign Of Power (#10), Feeashin Moon (#18), Cunnamulla Fella (#1)

[] Ranking at each section and finish
-:-:- No data available at this section
NA No data available

SCN Saddle cloth number
DNF Did not finish
DNT Did not track



Doomben QLD Professional

Race 8: BECOME A BRC MEMBER Class 1 Handicap - 1350m

29 May 2024 - 16:17



BRISBANE
RACING CLUB

Track Rating: Soft 5, Weather: Fine, Rail Position: +5m Entire

Section	Overall	1200m	1000m	800m	600m	400m	Last 600m
Field Times	1:20.69 (0:11.25)	1:09.44 (0:11.14)	0:58.30 (0:11.47)	0:46.83 (0:11.63)	0:35.20 (0:11.61)	0:23.59 (0:11.54)	0:35.20

Rank	TAB	Horse/Jockey	Barrier	Top Speed [km/h]	Fastest Section	Overall	1200m	1000m	800m	600m	400m	Last 600m	Distance Travelled [m]
11	15	PROSPERINA Craig Williams	17	65.2 400m	0:11.23 400m	1:21.70 [11] (0:12.17)	1:09.53 [13] (0:11.37)	0:58.16 [12] (0:11.71)	0:46.45 [14] (0:11.51)	0:34.94 [14] (0:11.49)	0:23.45 [14] (0:11.23)	0:34.94	+3
12	4	PEROVIC Martin Harley	13	65.7 1200m	0:11.19 1200m	1:21.77 [12] (0:11.81)	1:09.96 [9] (0:11.19)	0:58.77 [8] (0:11.61)	0:47.16 [8] (0:11.70)	0:35.46 [8] (0:11.61)	0:23.85 [10] (0:11.54)	0:35.46	+3
13	17	KING OF SWING Jag Guthmann-Chester	12	64.4 1200m	0:11.32 1200m	1:21.88 [13] (0:12.01)	1:09.87 [11] (0:11.32)	0:58.55 [11] (0:11.76)	0:46.79 [11] (0:11.48)	0:35.31 [12] (0:11.54)	0:23.77 [13] (0:11.49)	0:35.31	+1
14	13	BRAIN FOG Ron Stewart	14	66.6 1200m	0:11.09 1200m	1:22.26 [14] (0:11.63)	1:10.63 [7] (0:11.09)	0:59.54 [6] (0:11.49)	0:48.05 [4] (0:11.64)	0:36.41 [5] (0:11.66)	0:24.75 [4] (0:11.97)	0:36.41	+4

Scratched: Barbaric Lad (#6), Fourandahalf (#8), Prado (#9), Reign Of Power (#10), Feeashin Moon (#18), Cunnamulla Fella (#1)

[] Ranking at each section and finish
 -:-:-:- No data available at this section
 NA No data available

SCN Saddle cloth number
 DNF Did not finish
 DNT Did not track



Doomben QLD Professional

Race 8: BECOME A BRC MEMBER Class 1 Handicap - 1350m

29 May 2024 - 16:17



BRISBANE
RACING CLUB

Track Rating: Soft 5, Weather: Fine, Rail Position: +5m Entire

Section							200m			Last 600m
Field Times							0:12.05			0:35.20
							(0:12.05)			
Rank	TAB	Horse/Jockey	Barrier	Top Speed [km/h]	Fastest Section	Margin			Distance Travelled [m]	
1	7	BRASCO Michael Rodd	4	67.7 400m	0:10.97 400m	0:11.63 [6] (0:11.63)	1:20.69		0:33.97	
2	2	JUNGLE PRINCE James Orman	11	65.6 400m	0:11.23 400m	0:11.80 [5] (0:11.80)	0.81L		0:34.57 +7	
3	3	NEW LEVEL Justin Huxtable	8	65.3 400m	0:11.13 400m	0:12.21 [1] (0:12.21)	0.89L		0:35.01 -2	
4	11	IMARICHGIRL Kyle Wilson-Taylor	19	66.0 400m	0:11.26 400m	0:11.77 [9] (0:11.77)	1.88L		0:34.56 +7	
5	14	KISSED BY EVIE Boris Thornton	9	65.1 1200m	0:11.21 1200m	0:12.07 [7] (0:12.07)	2.77L		0:35.04 +2	
6	20	CLAUDIUS Madeleine Wishart	7	65.4 400m	0:11.26 1200m	0:12.05 [8] (0:12.05)	3.24L		0:34.89 +2	
7	12	POWER FLASH Angela Jones	20	64.8 1200m	0:11.20 1200m	0:12.43 [2] (0:12.43)	3.66L		0:35.70 +4	
8	5	WATERMELON Marnu Potgieter	3	66.1 1200m	0:11.03 1200m	0:12.66 [3] (0:12.66)	5.22L		0:36.09 -3	
9	19	DUCHESS BREE Nathan Evans	2	63.4 1000m	0:11.40 600m	0:12.34 [10] (0:12.34)	5.36L		0:35.19 -3	
10	16	RISK ASSESSMENT Cejay Graham	10	65.7 1200m	0:11.14 1200m	0:12.71 [4] (0:12.71)	5.78L		0:36.12 +4	

Scratched: Barbaric Lad (#6), Fourandahalf (#8), Prado (#9), Reign Of Power (#10), Feeashin Moon (#18), Cunnamulla Fella (#1)

[] Ranking at each section and finish
-:--:-- No data available at this section
NA No data available

SCN Saddle cloth number
DNF Did not finish
DNT Did not track



Doomben QLD Professional

Race 8: BECOME A BRC MEMBER Class 1 Handicap - 1350m

29 May 2024 - 16:17



BRISBANE
RACING CLUB

Track Rating: Soft 5, Weather: Fine, Rail Position: +5m Entire

Section				200m				Last 600m	
Field Times				0:12.05 (0:12.05)				0:35.20	
Rank	TAB Horse/Jockey	Barrier	Top Speed [km/h]	Fastest Section	Margin				Distance Travelled [m]
11	15 PROSPERINA Craig Williams	17	65.2 400m	0:11.23 400m	0:12.22 [12] (0:12.22)	5.89L			0:34.94 +3
12	4 PEROVIC Martin Harley	13	65.7 1200m	0:11.19 1200m	0:12.31 [11] (0:12.31)	6.32L			0:35.46 +3
13	17 KING OF SWING Jag Guthmann-Chester	12	64.4 1200m	0:11.32 1200m	0:12.28 [14] (0:12.28)	6.97L			0:35.31 +1
14	13 BRAIN FOG Ron Stewart	14	66.6 1200m	0:11.09 1200m	0:12.78 [13] (0:12.78)	9.2L			0:36.41 +4

Scratched: Barbaric Lad (#6), Fourandahalf (#8), Prado (#9), Reign Of Power (#10), Feeashin Moon (#18), Cunnamulla Fella (#1)

[] Ranking at each section and finish
 -:-:-:- No data available at this section
 NA No data available

SCN Saddle cloth number
 DNF Did not finish
 DNT Did not track



Horse/Jockey Name	Brasco
Final Rank	1
Fastest Section Time (Section)	0:10.97 (400m)
Top Speed [km/h] (Section)	67.7 (400m)
Race State	Finished

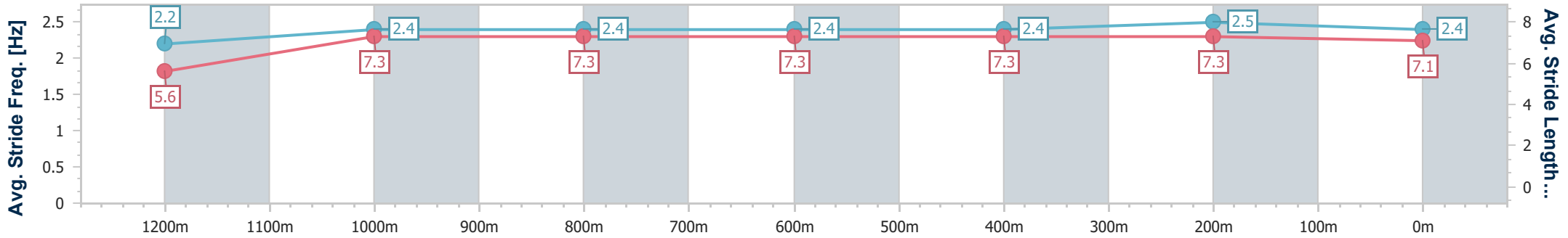
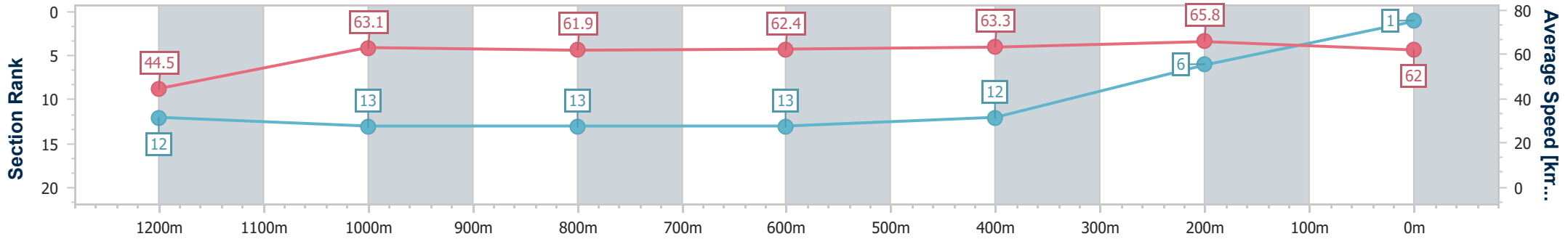


Doomben QLD Professional
Race 8: BECOME A BRC MEMBER Class 1 Handicap - 1350m
 29 May 2024 - 16:17
 Track Rating: Soft 5, Weather: Fine, Rail Position: +5m Entire



BRISBANE
RACING CLUB

Section	Overall	1200m	1000m	800m	600m	400m	200m
Section Times	1:20.69 [1] (0:12.11)	1:08.58 [12] (0:11.43)	0:57.15 [13] (0:11.63)	0:45.52 [13] (0:11.55)	0:33.97 [13] (0:11.37)	0:22.60 [12] (0:10.97)	0:11.63 [6] (0:11.63)
Average Speed [km/h]	44.5	63.1	61.9	62.4	63.3	65.8	62.0
Top Speed [km/h]	63.1	63.6	63.6	64.4	64.9	67.7	64.5
Avg. Dist. to Rail [m]	3.2	0.7	0.3	0.2	0.4	3.3	2.1
Avg. Stride Freq. [Hz]	2.2	2.4	2.4	2.4	2.4	2.5	2.4
Avg. Stride Length [m]	5.6	7.3	7.3	7.3	7.3	7.3	7.1



- [] Ranking at each section and finish
- .-.- No data available at this section
- NA No data available



Horse/Jockey Name	Jungle Prince
Final Rank	2
Fastest Section Time (Section)	0:11.23 (400m)
Top Speed [km/h] (Section)	65.6 (400m)
Race State	Finished

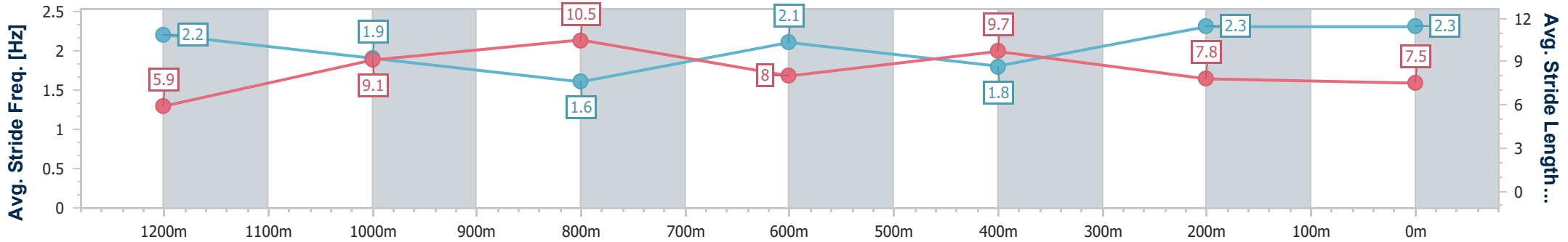
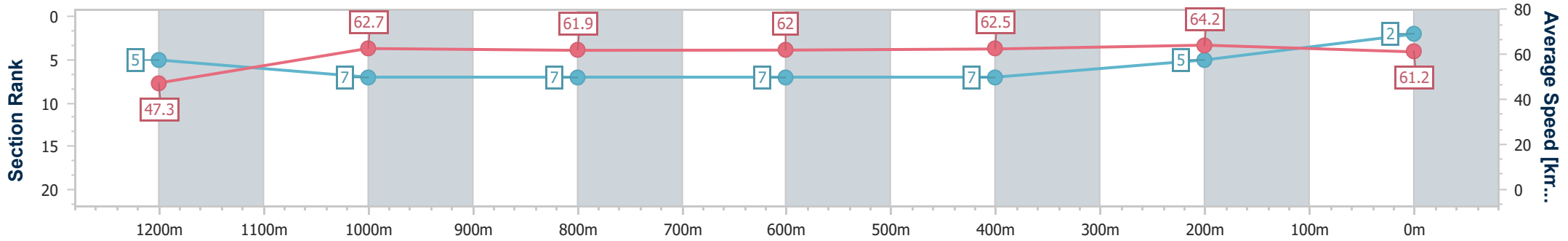


Doomben QLD Professional
Race 8: BECOME A BRC MEMBER Class 1 Handicap - 1350m
 29 May 2024 - 16:17
 Track Rating: Soft 5, Weather: Fine, Rail Position: +5m Entire



BRISBANE
RACING CLUB

Section	Overall	1200m	1000m	800m	600m	400m	200m
Section Times	1:20.83 [2] (0:11.43)	1:09.40 [5] (0:11.47)	0:57.93 [7] (0:11.71)	0:46.22 [7] (0:11.65)	0:34.57 [7] (0:11.54)	0:23.03 [7] (0:11.23)	0:11.80 [5] (0:11.80)
Average Speed [km/h]	47.3	62.7	61.9	62.0	62.5	64.2	61.2
Top Speed [km/h]	62.2	64.4	63.0	62.5	63.6	65.6	64.0
Avg. Dist. to Rail [m]	8.0	2.0	1.4	0.7	0.4	4.8	6.1
Avg. Stride Freq. [Hz]	2.2	1.9	1.6	2.1	1.8	2.3	2.3
Avg. Stride Length [m]	5.9	9.1	10.5	8.0	9.7	7.8	7.5



- [] Ranking at each section and finish
- .-.- No data available at this section
- NA No data available



Horse/Jockey Name	New Level
Final Rank	3
Fastest Section Time (Section)	0:11.13 (400m)
Top Speed [km/h] (Section)	65.3 (400m)
Race State	Finished

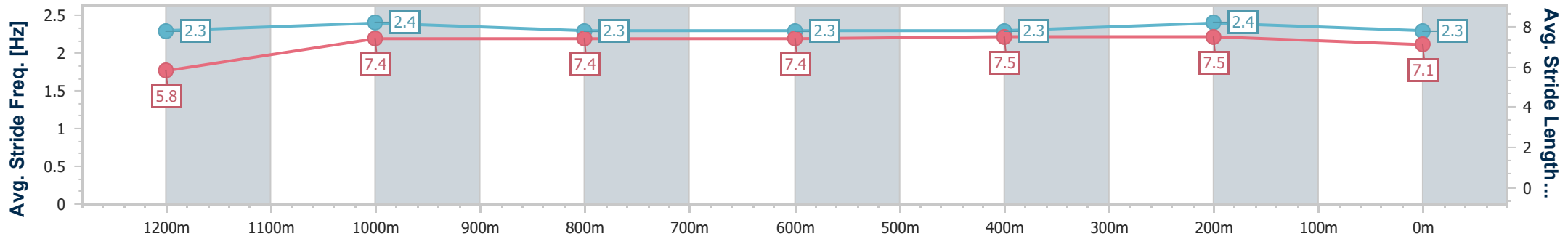
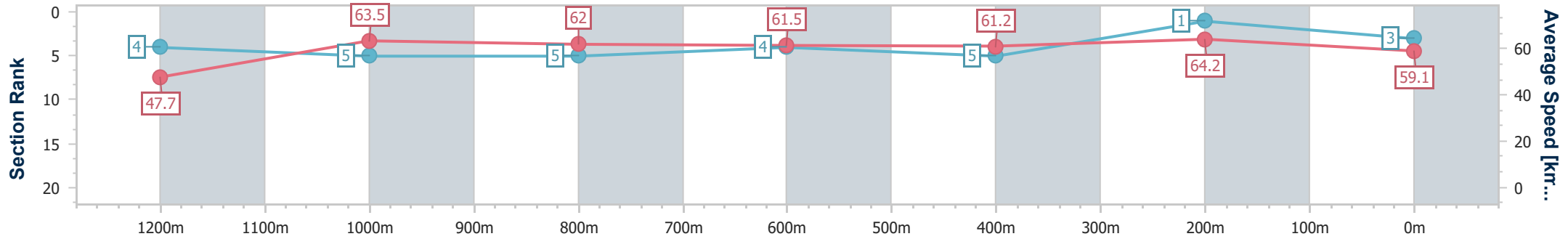


Doomben QLD Professional
Race 8: BECOME A BRC MEMBER Class 1 Handicap - 1350m
 29 May 2024 - 16:17
 Track Rating: Soft 5, Weather: Fine, Rail Position: +5m Entire



BRISBANE
RACING CLUB

Section	Overall	1200m	1000m	800m	600m	400m	200m
Section Times	1:20.85 [3] (0:11.36)	1:09.49 [4] (0:11.34)	0:58.15 [5] (0:11.58)	0:46.57 [5] (0:11.56)	0:35.01 [4] (0:11.67)	0:23.34 [5] (0:11.13)	0:12.21 [1] (0:12.21)
Average Speed [km/h]	47.7	63.5	62.0	61.5	61.2	64.2	59.1
Top Speed [km/h]	64.4	64.4	63.9	62.1	62.4	65.3	63.0
Avg. Dist. to Rail [m]	4.9	0.9	0.8	2.7	1.6	1.1	1.2
Avg. Stride Freq. [Hz]	2.3	2.4	2.3	2.3	2.3	2.4	2.3
Avg. Stride Length [m]	5.8	7.4	7.4	7.4	7.5	7.5	7.1



- [] Ranking at each section and finish
- .-.- No data available at this section
- NA No data available



Horse/Jockey Name	Imarichgirl
Final Rank	4
Fastest Section Time (Section)	0:11.26 (400m)
Top Speed [km/h] (Section)	66.0 (400m)
Race State	Finished

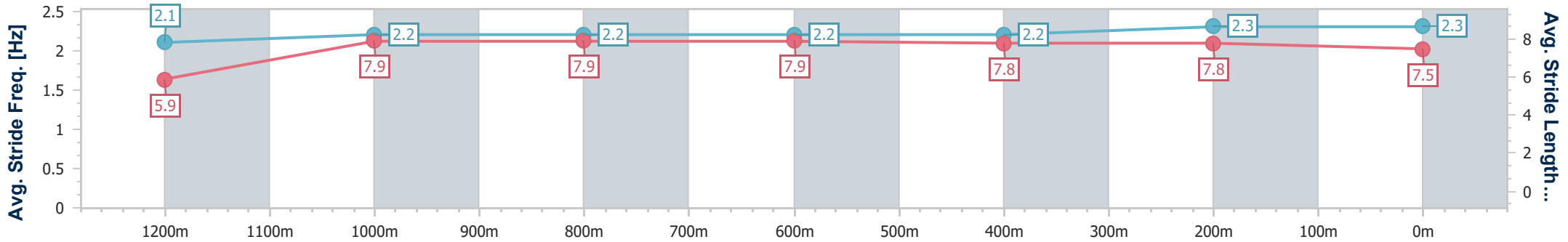
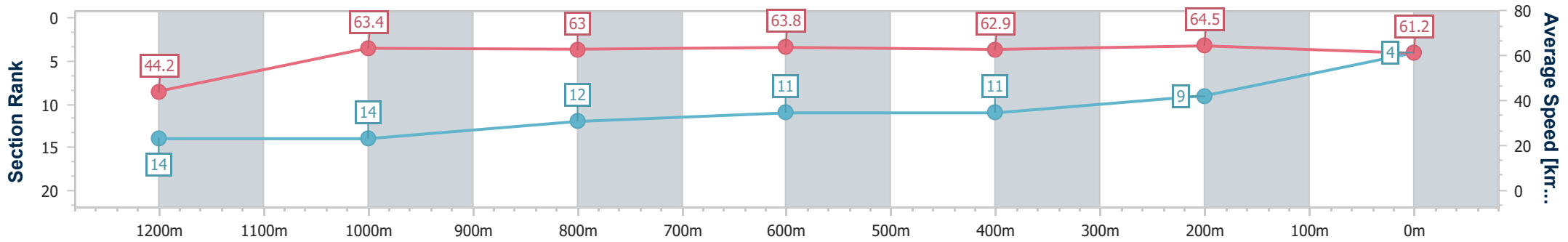


Doomben QLD Professional
Race 8: BECOME A BRC MEMBER Class 1 Handicap - 1350m
 29 May 2024 - 16:17
 Track Rating: Soft 5, Weather: Fine, Rail Position: +5m Entire



BRISBANE
RACING CLUB

Section	Overall	1200m	1000m	800m	600m	400m	200m
Section Times	1:21.01 [4] (0:12.26)	1:08.75 [14] (0:11.37)	0:57.38 [14] (0:11.51)	0:45.87 [12] (0:11.31)	0:34.56 [11] (0:11.53)	0:23.03 [11] (0:11.26)	0:11.77 [9] (0:11.77)
Average Speed [km/h]	44.2	63.4	63.0	63.8	62.9	64.5	61.2
Top Speed [km/h]	61.7	64.2	63.8	64.7	63.8	66.0	63.7
Avg. Dist. to Rail [m]	12.1	4.5	2.8	0.5	1.2	6.6	6.8
Avg. Stride Freq. [Hz]	2.1	2.2	2.2	2.2	2.2	2.3	2.3
Avg. Stride Length [m]	5.9	7.9	7.9	7.9	7.8	7.8	7.5



- [] Ranking at each section and finish
- .-.- No data available at this section
- NA No data available



Horse/Jockey Name	Kissed By Evie
Final Rank	5
Fastest Section Time (Section)	0:11.21 (1200m)
Top Speed [km/h] (Section)	65.1 (1200m)
Race State	Finished

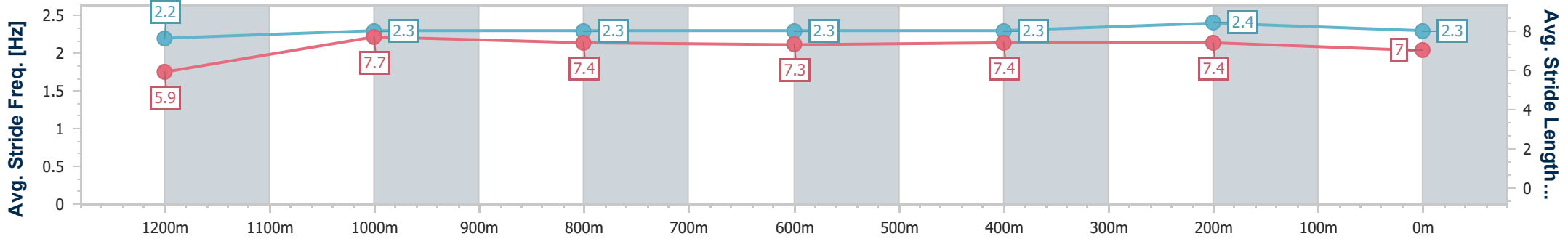
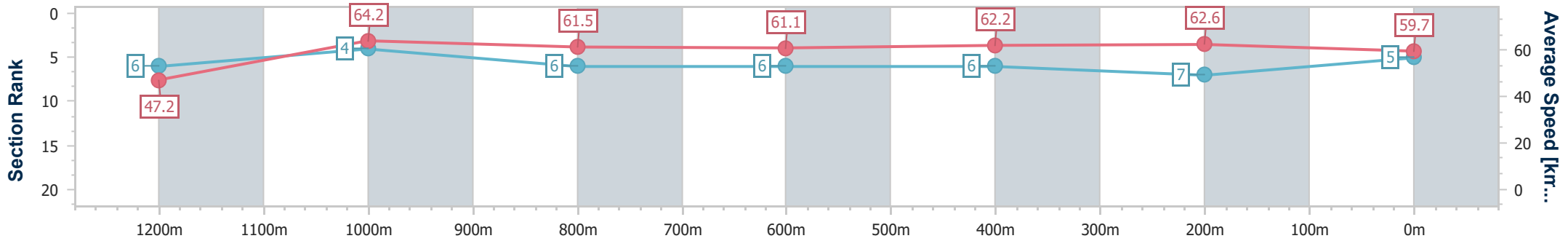


Doomben QLD Professional
Race 8: BECOME A BRC MEMBER Class 1 Handicap - 1350m
 29 May 2024 - 16:17
 Track Rating: Soft 5, Weather: Fine, Rail Position: +5m Entire



BRISBANE
RACING CLUB

Section	Overall	1200m	1000m	800m	600m	400m	200m
Section Times	1:21.17 [5] (0:11.49)	1:09.68 [6] (0:11.21)	0:58.47 [4] (0:11.71)	0:46.76 [6] (0:11.72)	0:35.04 [6] (0:11.44)	0:23.60 [6] (0:11.53)	0:12.07 [7] (0:12.07)
Average Speed [km/h]	47.2	64.2	61.5	61.1	62.2	62.6	59.7
Top Speed [km/h]	63.3	65.1	63.4	62.2	63.0	63.4	62.8
Avg. Dist. to Rail [m]	5.5	0.7	0.2	0.9	1.7	3.5	6.1
Avg. Stride Freq. [Hz]	2.2	2.3	2.3	2.3	2.3	2.4	2.3
Avg. Stride Length [m]	5.9	7.7	7.4	7.3	7.4	7.4	7.0



- [] Ranking at each section and finish
- .-.- No data available at this section
- NA No data available



Horse/Jockey Name	Claudius
Final Rank	6
Fastest Section Time (Section)	0:11.26 (1200m)
Top Speed [km/h] (Section)	65.4 (400m)
Race State	Finished

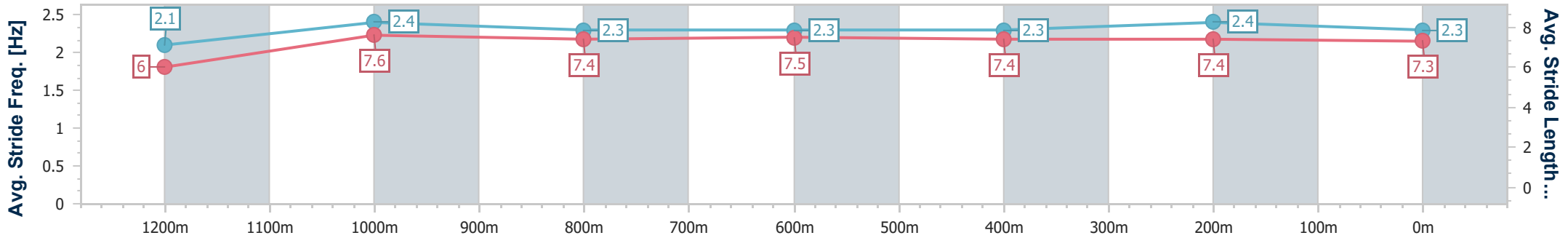
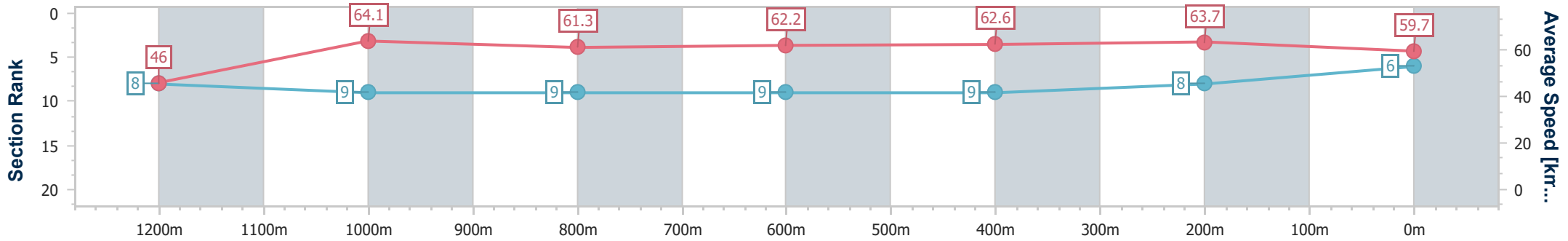


Doomben QLD Professional
Race 8: BECOME A BRC MEMBER Class 1 Handicap - 1350m
 29 May 2024 - 16:17
 Track Rating: Soft 5, Weather: Fine, Rail Position: +5m Entire



BRISBANE
 RACING CLUB

Section	Overall	1200m	1000m	800m	600m	400m	200m
Section Times	1:21.25 [6] (0:11.76)	1:09.49 [8] (0:11.26)	0:58.23 [9] (0:11.75)	0:46.48 [9] (0:11.59)	0:34.89 [9] (0:11.50)	0:23.39 [9] (0:11.34)	0:12.05 [8] (0:12.05)
Average Speed [km/h]	46.0	64.1	61.3	62.2	62.6	63.7	59.7
Top Speed [km/h]	64.3	64.8	62.0	63.5	63.6	65.4	62.1
Avg. Dist. to Rail [m]	4.2	2.1	1.7	0.4	0.4	2.0	2.0
Avg. Stride Freq. [Hz]	2.1	2.4	2.3	2.3	2.3	2.4	2.3
Avg. Stride Length [m]	6.0	7.6	7.4	7.5	7.4	7.4	7.3



- [] Ranking at each section and finish
- .-.- No data available at this section
- NA No data available



Horse/Jockey Name	Power Flash
Final Rank	7
Fastest Section Time (Section)	0:11.20 (1200m)
Top Speed [km/h] (Section)	64.8 (1200m)
Race State	Finished

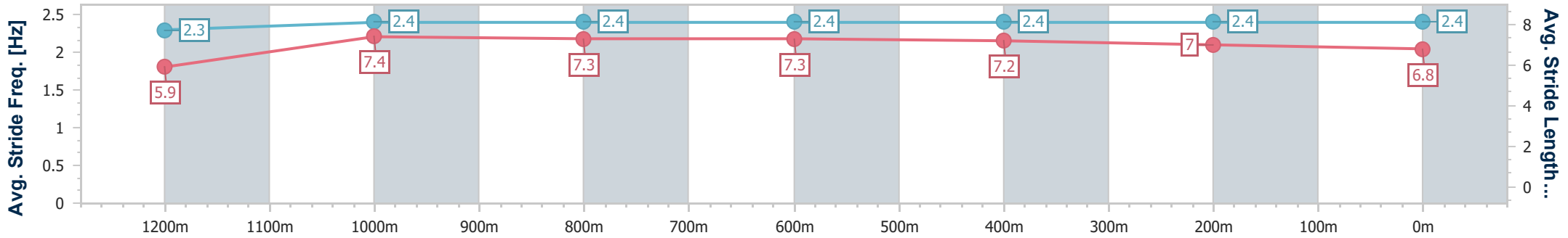
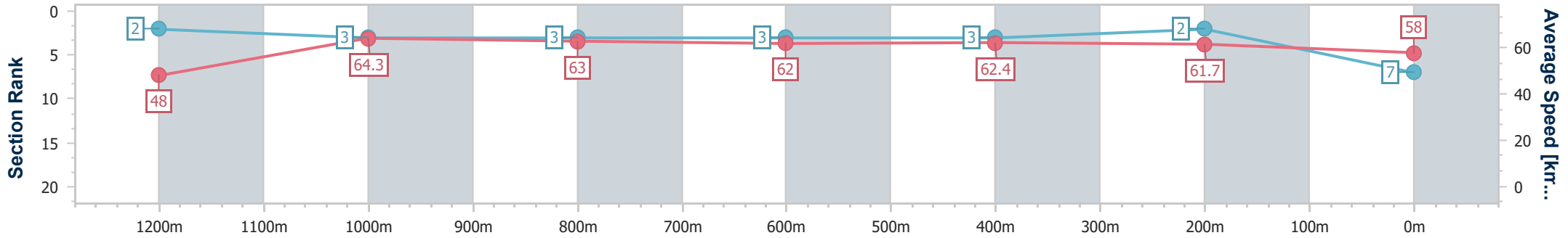


Doomben QLD Professional
Race 8: BECOME A BRC MEMBER Class 1 Handicap - 1350m
 29 May 2024 - 16:17
 Track Rating: Soft 5, Weather: Fine, Rail Position: +5m Entire



BRISBANE
RACING CLUB

Section	Overall	1200m	1000m	800m	600m	400m	200m
Section Times	1:21.32 [7] (0:11.26)	1:10.06 [2] (0:11.20)	0:58.86 [3] (0:11.48)	0:47.38 [3] (0:11.68)	0:35.70 [3] (0:11.59)	0:24.11 [3] (0:11.68)	0:12.43 [2] (0:12.43)
Average Speed [km/h]	48.0	64.3	63.0	62.0	62.4	61.7	58.0
Top Speed [km/h]	64.2	64.8	63.7	62.5	63.1	62.6	61.1
Avg. Dist. to Rail [m]	11.4	3.9	2.3	1.1	0.8	4.1	5.4
Avg. Stride Freq. [Hz]	2.3	2.4	2.4	2.4	2.4	2.4	2.4
Avg. Stride Length [m]	5.9	7.4	7.3	7.3	7.2	7.0	6.8



- [] Ranking at each section and finish
- .-.- No data available at this section
- NA No data available



Horse/Jockey Name	Watermelon
Final Rank	8
Fastest Section Time (Section)	0:11.03 (1200m)
Top Speed [km/h] (Section)	66.1 (1200m)
Race State	Finished

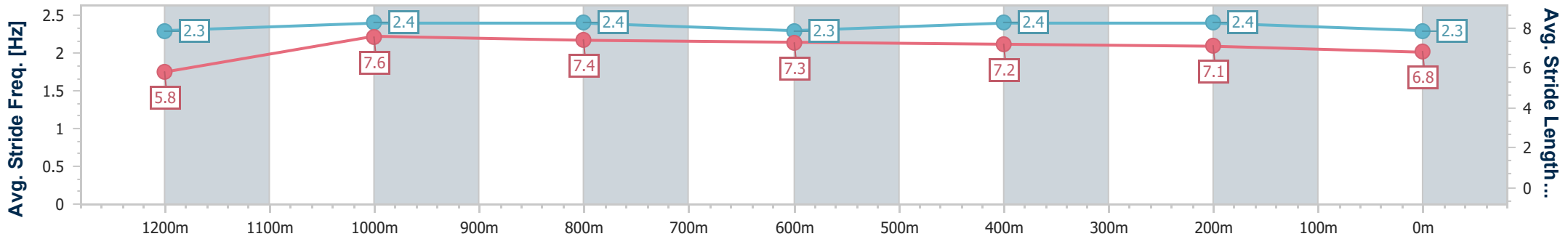
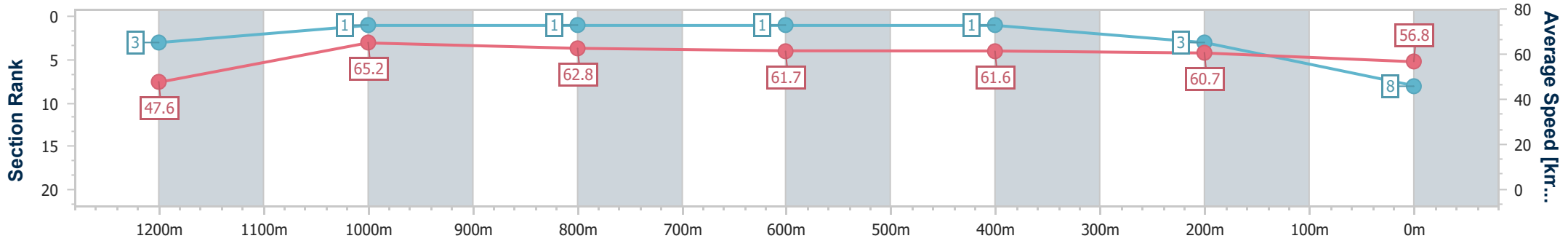


Doomben QLD Professional
Race 8: BECOME A BRC MEMBER Class 1 Handicap - 1350m
 29 May 2024 - 16:17
 Track Rating: Soft 5, Weather: Fine, Rail Position: +5m Entire



BRISBANE
RACING CLUB

Section	Overall	1200m	1000m	800m	600m	400m	200m
Section Times	1:21.58 [8] (0:11.36)	1:10.22 [3] (0:11.03)	0:59.19 [1] (0:11.47)	0:47.72 [1] (0:11.63)	0:36.09 [1] (0:11.61)	0:24.48 [1] (0:11.82)	0:12.66 [3] (0:12.66)
Average Speed [km/h]	47.6	65.2	62.8	61.7	61.6	60.7	56.8
Top Speed [km/h]	65.4	66.1	63.9	62.6	62.5	61.8	59.2
Avg. Dist. to Rail [m]	3.0	0.5	0.3	0.8	1.4	1.8	3.8
Avg. Stride Freq. [Hz]	2.3	2.4	2.4	2.3	2.4	2.4	2.3
Avg. Stride Length [m]	5.8	7.6	7.4	7.3	7.2	7.1	6.8



- [] Ranking at each section and finish
- .-.- No data available at this section
- NA No data available



Horse/Jockey Name	Duchess Bree
Final Rank	9
Fastest Section Time (Section)	0:11.40 (600m)
Top Speed [km/h] (Section)	63.4 (1000m)
Race State	Finished

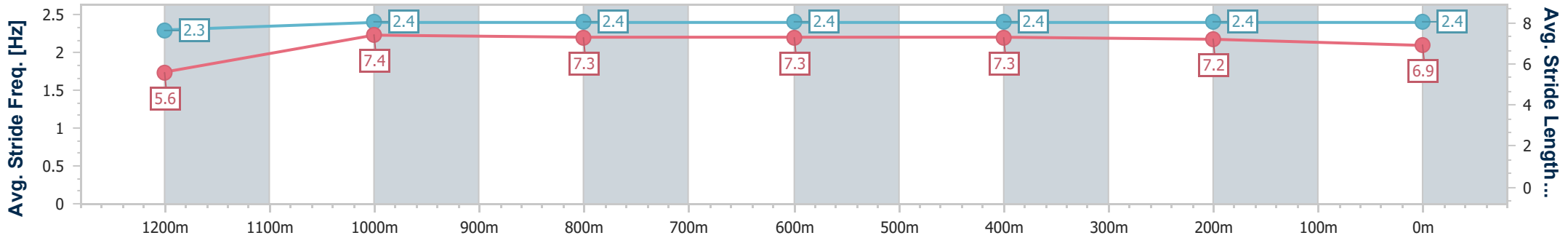
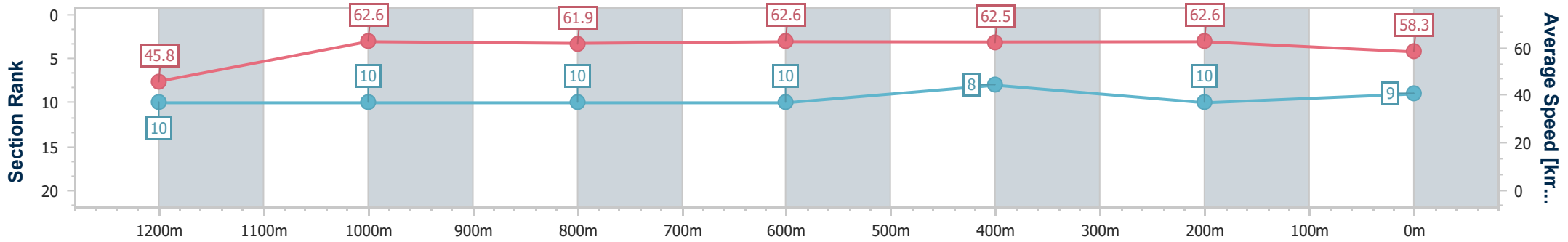


Doomben QLD Professional
Race 8: BECOME A BRC MEMBER Class 1 Handicap - 1350m
 29 May 2024 - 16:17
 Track Rating: Soft 5, Weather: Fine, Rail Position: +5m Entire



BRISBANE
RACING CLUB

Section	Overall	1200m	1000m	800m	600m	400m	200m
Section Times	1:21.61 [9] (0:11.84)	1:09.77 [10] (0:11.47)	0:58.30 [10] (0:11.65)	0:46.65 [10] (0:11.46)	0:35.19 [10] (0:11.40)	0:23.79 [8] (0:11.45)	0:12.34 [10] (0:12.34)
Average Speed [km/h]	45.8	62.6	61.9	62.6	62.5	62.6	58.3
Top Speed [km/h]	61.8	63.4	63.4	63.4	63.1	63.3	61.5
Avg. Dist. to Rail [m]	1.9	0.4	0.3	1.0	1.4	1.7	1.3
Avg. Stride Freq. [Hz]	2.3	2.4	2.4	2.4	2.4	2.4	2.4
Avg. Stride Length [m]	5.6	7.4	7.3	7.3	7.3	7.2	6.9



- [] Ranking at each section and finish
- .-.- No data available at this section
- NA No data available



Horse/Jockey Name	Risk Assessment
Final Rank	10
Fastest Section Time (Section)	0:11.14 (1200m)
Top Speed [km/h] (Section)	65.7 (1200m)
Race State	Finished

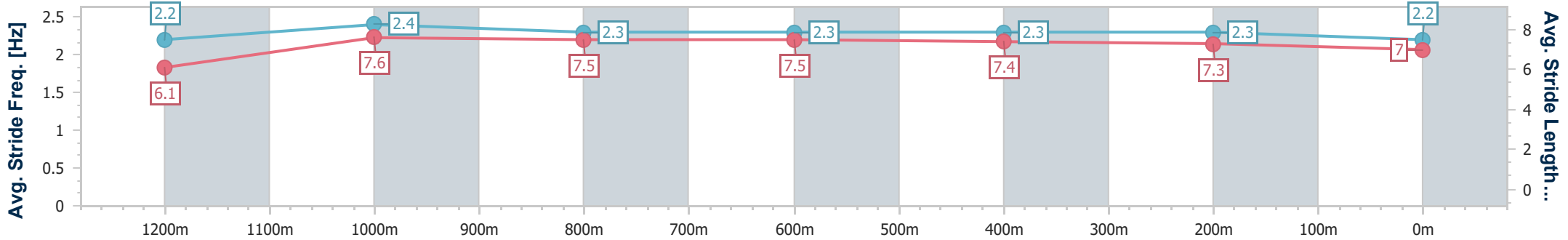
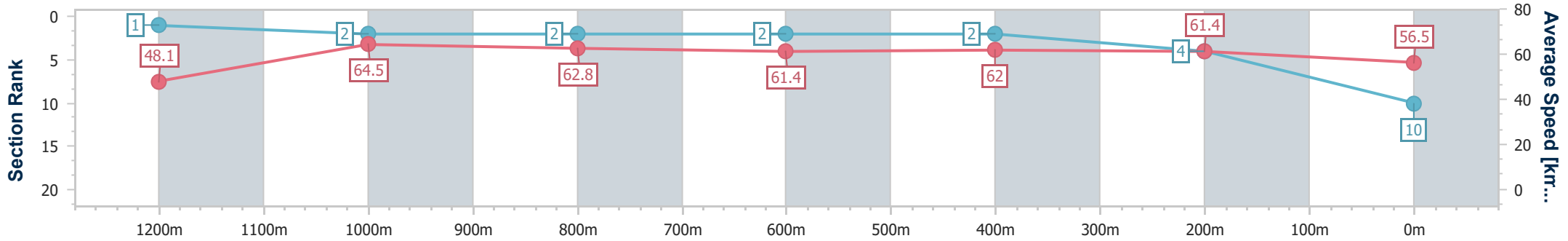


Doomben QLD Professional
Race 8: BECOME A BRC MEMBER Class 1 Handicap - 1350m
 29 May 2024 - 16:17
 Track Rating: Soft 5, Weather: Fine, Rail Position: +5m Entire



BRISBANE
RACING CLUB

Section	Overall	1200m	1000m	800m	600m	400m	200m
Section Times	1:21.68 [10] (0:11.25)	1:10.43 [1] (0:11.14)	0:59.29 [2] (0:11.48)	0:47.81 [2] (0:11.69)	0:36.12 [2] (0:11.63)	0:24.49 [2] (0:11.78)	0:12.71 [4] (0:12.71)
Average Speed [km/h]	48.1	64.5	62.8	61.4	62.0	61.4	56.5
Top Speed [km/h]	64.3	65.7	64.3	62.2	62.4	62.2	60.0
Avg. Dist. to Rail [m]	6.6	2.1	0.6	0.1	0.4	2.8	4.4
Avg. Stride Freq. [Hz]	2.2	2.4	2.3	2.3	2.3	2.3	2.2
Avg. Stride Length [m]	6.1	7.6	7.5	7.5	7.4	7.3	7.0



- [] Ranking at each section and finish
- .-.- No data available at this section
- NA No data available



Horse/Jockey Name	Prosperina
Final Rank	11
Fastest Section Time (Section)	0:11.23 (400m)
Top Speed [km/h] (Section)	65.2 (400m)
Race State	Finished

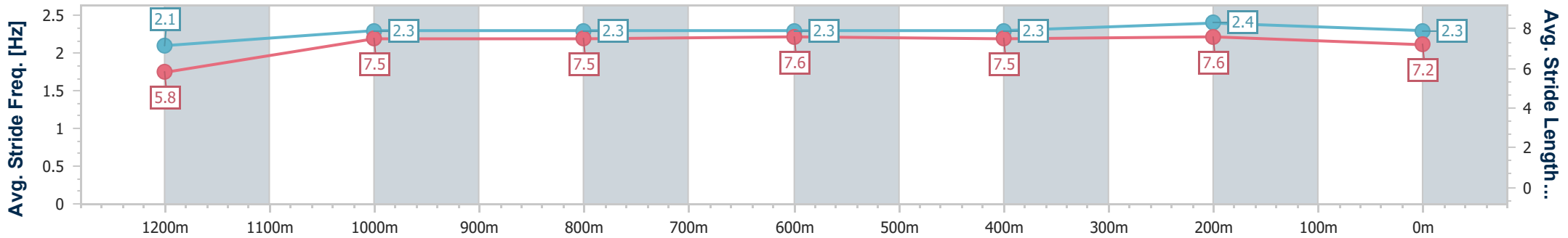
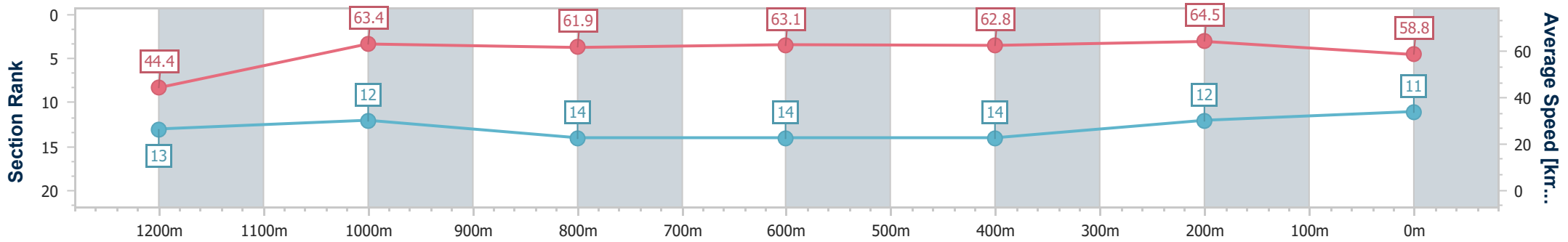


Doomben QLD Professional
Race 8: BECOME A BRC MEMBER Class 1 Handicap - 1350m
 29 May 2024 - 16:17
 Track Rating: Soft 5, Weather: Fine, Rail Position: +5m Entire



BRISBANE
RACING CLUB

Section	Overall	1200m	1000m	800m	600m	400m	200m
Section Times	1:21.70 [11] (0:12.17)	1:09.53 [13] (0:11.37)	0:58.16 [12] (0:11.71)	0:46.45 [14] (0:11.51)	0:34.94 [14] (0:11.49)	0:23.45 [14] (0:11.23)	0:12.22 [12] (0:12.22)
Average Speed [km/h]	44.4	63.4	61.9	63.1	62.8	64.5	58.8
Top Speed [km/h]	62.7	64.2	64.0	64.3	63.6	65.2	63.0
Avg. Dist. to Rail [m]	9.9	2.1	2.1	1.4	0.6	2.9	1.4
Avg. Stride Freq. [Hz]	2.1	2.3	2.3	2.3	2.3	2.4	2.3
Avg. Stride Length [m]	5.8	7.5	7.5	7.6	7.5	7.6	7.2



- [] Ranking at each section and finish
- .-.- No data available at this section
- NA No data available



Horse/Jockey Name	Perovic
Final Rank	12
Fastest Section Time (Section)	0:11.19 (1200m)
Top Speed [km/h] (Section)	65.7 (1200m)
Race State	Finished

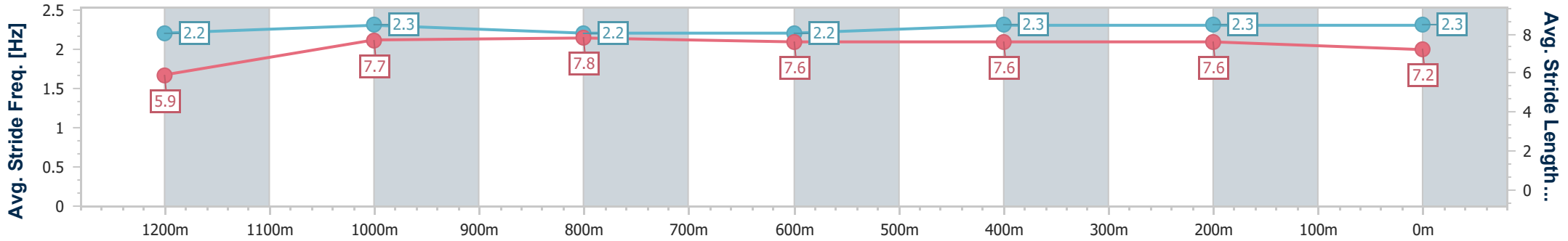
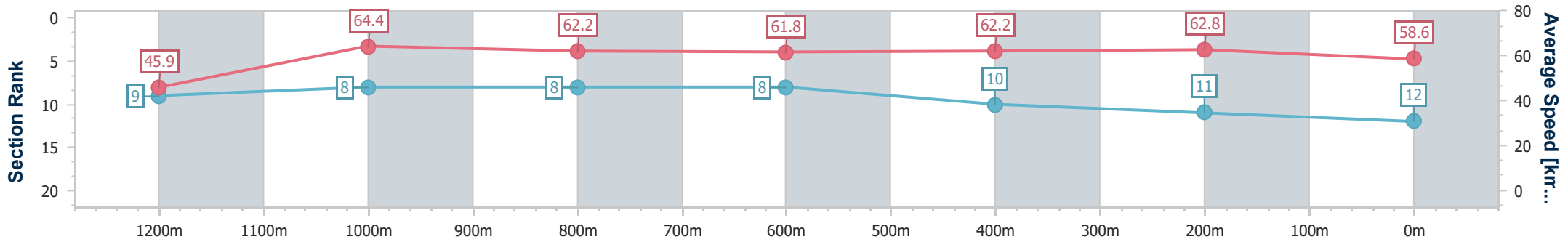


Doomben QLD Professional
Race 8: BECOME A BRC MEMBER Class 1 Handicap - 1350m
 29 May 2024 - 16:17
 Track Rating: Soft 5, Weather: Fine, Rail Position: +5m Entire



BRISBANE
RACING CLUB

Section	Overall	1200m	1000m	800m	600m	400m	200m
Section Times	1:21.77 [12] (0:11.81)	1:09.96 [9] (0:11.19)	0:58.77 [8] (0:11.61)	0:47.16 [8] (0:11.70)	0:35.46 [8] (0:11.61)	0:23.85 [10] (0:11.54)	0:12.31 [11] (0:12.31)
Average Speed [km/h]	45.9	64.4	62.2	61.8	62.2	62.8	58.6
Top Speed [km/h]	65.1	65.7	63.8	62.5	63.4	63.5	60.8
Avg. Dist. to Rail [m]	10.0	3.4	2.5	0.9	0.7	5.5	8.2
Avg. Stride Freq. [Hz]	2.2	2.3	2.2	2.2	2.3	2.3	2.3
Avg. Stride Length [m]	5.9	7.7	7.8	7.6	7.6	7.6	7.2



- [] Ranking at each section and finish
- .-.- No data available at this section
- NA No data available



Horse/Jockey Name	King Of Swing
Final Rank	13
Fastest Section Time (Section)	0:11.32 (1200m)
Top Speed [km/h] (Section)	64.4 (1200m)
Race State	Finished

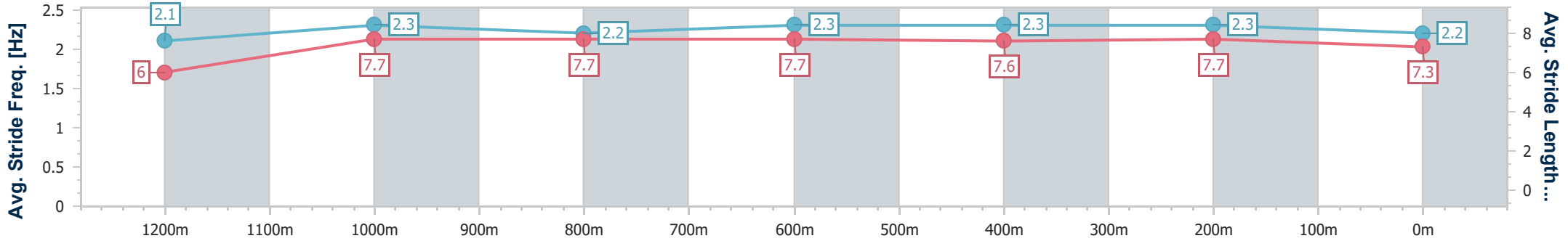
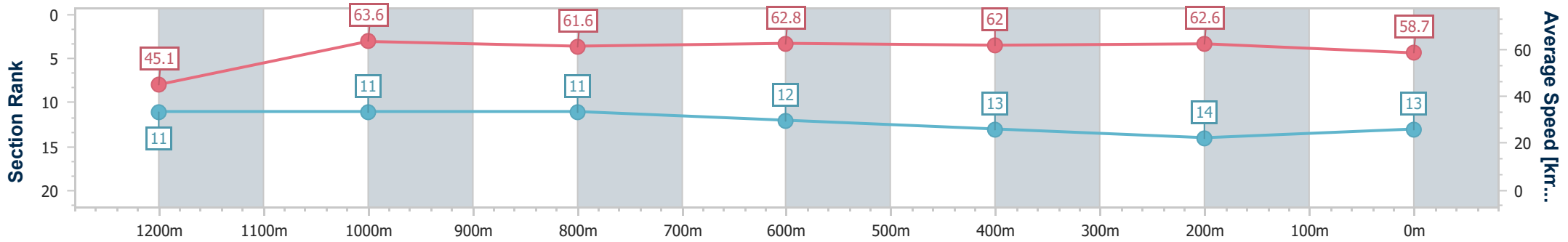


Doomben QLD Professional
Race 8: BECOME A BRC MEMBER Class 1 Handicap - 1350m
 29 May 2024 - 16:17
 Track Rating: Soft 5, Weather: Fine, Rail Position: +5m Entire



BRISBANE
RACING CLUB

Section	Overall	1200m	1000m	800m	600m	400m	200m
Section Times	1:21.88 [13] (0:12.01)	1:09.87 [11] (0:11.32)	0:58.55 [11] (0:11.76)	0:46.79 [11] (0:11.48)	0:35.31 [12] (0:11.54)	0:23.77 [13] (0:11.49)	0:12.28 [14] (0:12.28)
Average Speed [km/h]	45.1	63.6	61.6	62.8	62.0	62.6	58.7
Top Speed [km/h]	61.1	64.4	64.2	63.4	63.2	63.2	62.2
Avg. Dist. to Rail [m]	8.2	2.5	2.3	0.4	0.8	1.4	0.6
Avg. Stride Freq. [Hz]	2.1	2.3	2.2	2.3	2.3	2.3	2.2
Avg. Stride Length [m]	6.0	7.7	7.7	7.7	7.6	7.7	7.3



- [] Ranking at each section and finish
- .-.- No data available at this section
- NA No data available



Horse/Jockey Name	Brain Fog
Final Rank	14
Fastest Section Time (Section)	0:11.09 (1200m)
Top Speed [km/h] (Section)	66.6 (1200m)
Race State	Finished

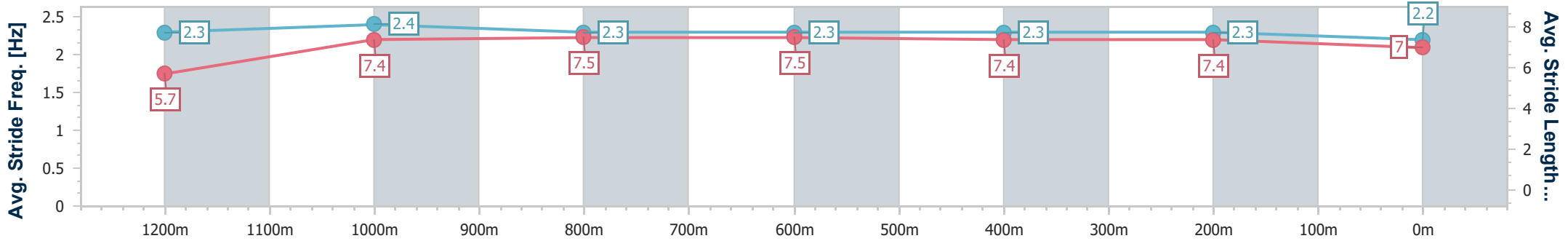
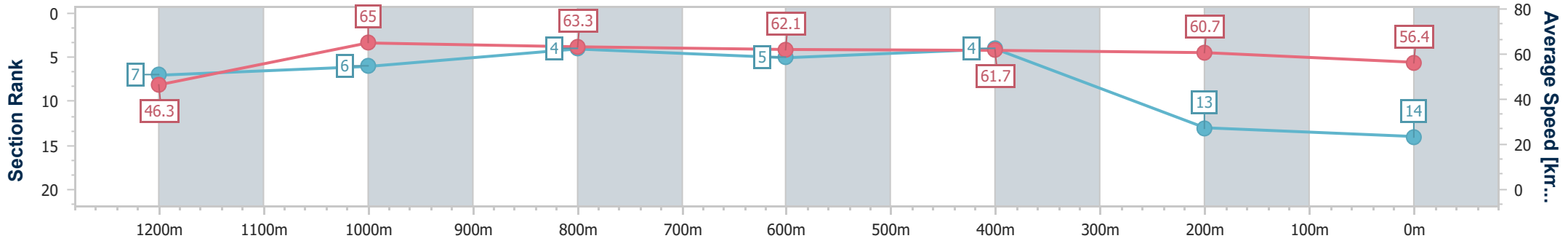


Doomben QLD Professional
Race 8: BECOME A BRC MEMBER Class 1 Handicap - 1350m
 29 May 2024 - 16:17
 Track Rating: Soft 5, Weather: Fine, Rail Position: +5m Entire



BRISBANE
RACING CLUB

Section	Overall	1200m	1000m	800m	600m	400m	200m
Section Times	1:22.26 [14] (0:11.63)	1:10.63 [7] (0:11.09)	0:59.54 [6] (0:11.49)	0:48.05 [4] (0:11.64)	0:36.41 [5] (0:11.66)	0:24.75 [4] (0:11.97)	0:12.78 [13] (0:12.78)
Average Speed [km/h]	46.3	65.0	63.3	62.1	61.7	60.7	56.4
Top Speed [km/h]	62.6	66.6	64.3	62.8	62.3	61.7	59.2
Avg. Dist. to Rail [m]	11.3	4.1	2.8	0.6	0.5	5.1	7.5
Avg. Stride Freq. [Hz]	2.3	2.4	2.3	2.3	2.3	2.3	2.2
Avg. Stride Length [m]	5.7	7.4	7.5	7.5	7.4	7.4	7.0



- [] Ranking at each section and finish
- .-.- No data available at this section
- NA No data available