



Mackay QLD Professional

Race 1: SKY RACING BENCHMARK 60 Handicap - 2000m

27 May 2024 - 12:30



MACKAY TURF CLUB
Ooralea Racecourse

Track Rating: Good 4, Weather: Overcast, Rail Position: +2m Entire

| Section | | Overall | 1800m | 1600m | 1400m | 1200m | 1000m | 800m | Last 600m | | | | |
|-------------|-----------------------------------|----------------------|----------------------|----------------------|--------------------------|--------------------------|--------------------------|--------------------------|--------------------------|--------------------------|--------------------------|---------|------------------------|
| Field Times | | 2:05.81 (0:14.37) | 1:51.44 (0:11.69) | 1:39.75 (0:12.30) | 1:27.45 (0:13.29) | 1:14.16 (0:13.08) | 1:01.08 (0:12.49) | 0:48.59 (0:11.99) | 0:36.60 | | | | |
| Rank | TAB Horse/Jockey | Barrier | Top Speed [km/h] | Fastest Section | | | | | | | | | Distance Travelled [m] |
| 1 | 2 PHOENIX FLYER Chris Whiteley | 9 | 63.2 600m | 0:11.64 400m | 2:05.81 [1] (0:14.82) | 1:50.99 [3] (0:12.22) | 1:38.77 [6] (0:12.57) | 1:26.20 [6] (0:12.98) | 1:13.22 [6] (0:12.78) | 1:00.44 [5] (0:12.56) | 0:47.88 [5] (0:11.87) | 0:36.01 | |
| 2 | 5 FLAMENCO ROSE McKenzie Apel | 3 | 62.7 600m | 0:11.80 600m | 2:05.82 [2] (0:14.89) | 1:50.93 [6] (0:11.82) | 1:39.11 [4] (0:12.66) | 1:26.45 [5] (0:13.02) | 1:13.43 [4] (0:12.95) | 1:00.48 [4] (0:12.52) | 0:47.96 [4] (0:11.94) | 0:36.02 | +4 |
| 3 | 1 FORTIFIED Gabrielle Semmens | 2 | 63.9 800m | 0:11.58 800m | 2:05.92 [3] (0:15.16) | 1:50.76 [7] (0:12.08) | 1:38.68 [7] (0:12.38) | 1:26.30 [7] (0:13.15) | 1:13.15 [7] (0:12.99) | 1:00.16 [7] (0:12.57) | 0:47.59 [7] (0:11.58) | 0:36.01 | +0 |
| 4 | 9 MISHANI PATRIOT Jason Taylor | 5 | 64.4 1800m | 0:11.48 1800m | 2:06.08 [4] (0:14.87) | 1:51.21 [5] (0:11.48) | 1:39.73 [2] (0:12.35) | 1:27.38 [2] (0:13.25) | 1:14.13 [2] (0:12.89) | 1:01.24 [2] (0:12.45) | 0:48.79 [2] (0:12.01) | 0:36.78 | -13 |
| 5 | 6 PROSPETTIVA Justin Stanley | 4 | 62.7 1800m | 0:11.69 1800m | 2:06.27 [5] (0:14.37) | 1:51.90 [1] (0:11.69) | 1:40.21 [1] (0:12.30) | 1:27.91 [1] (0:13.29) | 1:14.62 [1] (0:13.08) | 1:01.54 [1] (0:12.49) | 0:49.05 [1] (0:11.99) | 0:37.06 | -9 |
| 6 | 8 MARSHY Brooke Johnson | 8 | 61.6 1600m | 0:11.91 800m | 2:06.37 [6] (0:14.69) | 1:51.68 [2] (0:11.96) | 1:39.72 [3] (0:12.43) | 1:27.29 [3] (0:13.12) | 1:14.17 [3] (0:12.94) | 1:01.23 [3] (0:12.53) | 0:48.70 [3] (0:11.91) | 0:36.79 | -8 |
| 7 | 4 ROZNAMLA Ryan Wiggins | 1 | 62.1 800m | 0:11.84 800m | 2:08.57 [7] (0:14.83) | 1:53.74 [4] (0:11.96) | 1:41.78 [5] (0:12.54) | 1:29.24 [4] (0:13.07) | 1:16.17 [5] (0:13.00) | 1:03.17 [6] (0:12.60) | 0:50.57 [6] (0:11.84) | 0:38.73 | -10 |

Scratched: Awe (#3), Gogglebox (#7)

[] Ranking at each section and finish
 -:-:-:- No data available at this section
 NA No data available

SCN Saddle cloth number
 DNF Did not finish
 DNT Did not track



Mackay QLD Professional

Race 1: SKY RACING BENCHMARK 60 Handicap - 2000m

27 May 2024 - 12:30



MACKAY TURF CLUB
Ooralea Racecourse

Track Rating: Good 4, Weather: Overcast, Rail Position: +2m Entire

| Section | | | | 600m | 400m | 200m | | | Last 600m | | |
|-------------|-----|---------------------------------|---------|----------------------|----------------------|--------------------------|--------------------------|--------------------------|------------------------|---------|-----|
| Field Times | | | | 0:36.60 (0:12.05) | 0:24.55 (0:12.05) | 0:12.50 (0:12.50) | | | 0:36.60 | | |
| Rank | TAB | Horse/Jockey | Barrier | Top Speed [km/h] | Fastest Section | Margin | | | Distance Travelled [m] | | |
| 1 | 2 | PHOENIX FLYER Chris Whiteley | 9 | 63.2 600m | 0:11.64 400m | 0:36.01 [4] (0:11.87) | 0:24.14 [5] (0:11.64) | 0:12.50 [1] (0:12.50) | 2:05.81 | 0:36.01 | |
| 2 | 5 | FLAMENCO ROSE McKenzie Apel | 3 | 62.7 600m | 0:11.80 600m | 0:36.02 [4] (0:11.80) | 0:24.22 [4] (0:11.82) | 0:12.40 [4] (0:12.40) | 0.08L | 0:36.02 | +4 |
| 3 | 1 | FORTIFIED Gabrielle Semmens | 2 | 63.9 800m | 0:11.58 800m | 0:36.01 [7] (0:11.81) | 0:24.20 [6] (0:11.68) | 0:12.52 [3] (0:12.52) | 0.67L | 0:36.01 | +0 |
| 4 | 9 | MISHANI PATRIOT Jason Taylor | 5 | 64.4 1800m | 0:11.48 1800m | 0:36.78 [2] (0:11.96) | 0:24.82 [1] (0:12.13) | 0:12.69 [2] (0:12.69) | 1.58L | 0:36.78 | -13 |
| 5 | 6 | PROSPETTIVA Justin Stanley | 4 | 62.7 1800m | 0:11.69 1800m | 0:37.06 [1] (0:12.13) | 0:24.93 [2] (0:12.20) | 0:12.73 [5] (0:12.73) | 2.69L | 0:37.06 | -9 |
| 6 | 8 | MARSHY Brooke Johnson | 8 | 61.6 1600m | 0:11.91 800m | 0:36.79 [3] (0:11.97) | 0:24.82 [3] (0:12.05) | 0:12.77 [6] (0:12.77) | 3.29L | 0:36.79 | -8 |
| 7 | 4 | ROZNAMLA Ryan Wiggins | 1 | 62.1 800m | 0:11.84 800m | 0:38.73 [6] (0:12.23) | 0:26.50 [7] (0:12.49) | 0:14.01 [7] (0:14.01) | 16.26L | 0:38.73 | -10 |

Scratched: Awe (#3), Gogglebox (#7)



| | |
|--------------------------------|----------------|
| Horse/Jockey Name | Phoenix Flyer |
| Final Rank | 1 |
| Fastest Section Time (Section) | 0:11.64 (400m) |
| Top Speed [km/h] (Section) | 63.2 (600m) |
| Race State | Finished |



Mackay QLD Professional

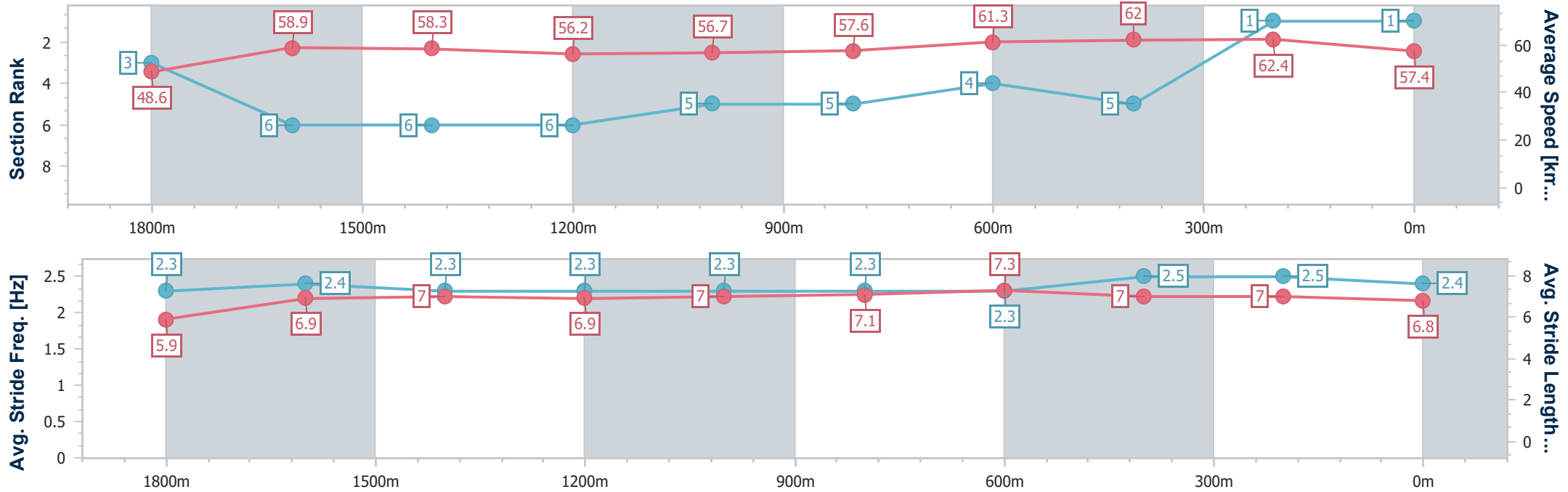
Race 1: SKY RACING BENCHMARK 60 Handicap - 2000m

27 May 2024 - 12:30

Track Rating: Good 4, Weather: Overcast, Rail Position: +2m Entire



| Section | Overall | 1800m | 1600m | 1400m | 1200m | 1000m | 800m | 600m | 400m | 200m |
|------------------------|--------------------------|--------------------------|--------------------------|--------------------------|--------------------------|--------------------------|--------------------------|--------------------------|--------------------------|--------------------------|
| Section Times | 2:05.81 [1] (0:14.82) | 1:50.99 [3] (0:12.22) | 1:38.77 [6] (0:12.57) | 1:26.20 [6] (0:12.98) | 1:13.22 [6] (0:12.78) | 1:00.44 [5] (0:12.56) | 0:47.88 [5] (0:11.87) | 0:36.01 [4] (0:11.87) | 0:24.14 [5] (0:11.64) | 0:12.50 [1] (0:12.50) |
| Average Speed [km/h] | 48.6 | 58.9 | 58.3 | 56.2 | 56.7 | 57.6 | 61.3 | 62.0 | 62.4 | 57.4 |
| Top Speed [km/h] | 61.1 | 60.0 | 59.4 | 57.7 | 57.9 | 60.6 | 61.7 | 63.2 | 63.1 | 61.4 |
| Avg. Dist. to Rail [m] | 4.7 | 2.8 | 2.4 | 2.7 | 2.3 | 1.6 | 2.7 | 3.1 | 4.2 | 6.3 |
| Avg. Stride Freq. [Hz] | 2.3 | 2.4 | 2.3 | 2.3 | 2.3 | 2.3 | 2.3 | 2.5 | 2.5 | 2.4 |
| Avg. Stride Length [m] | 5.9 | 6.9 | 7.0 | 6.9 | 7.0 | 7.1 | 7.3 | 7.0 | 7.0 | 6.8 |



- [] Ranking at each section and finish
- .-.- No data available at this section
- NA No data available



| | |
|--------------------------------|----------------|
| Horse/Jockey Name | Flamenco Rose |
| Final Rank | 2 |
| Fastest Section Time (Section) | 0:11.80 (600m) |
| Top Speed [km/h] (Section) | 62.7 (600m) |
| Race State | Finished |



Mackay QLD Professional

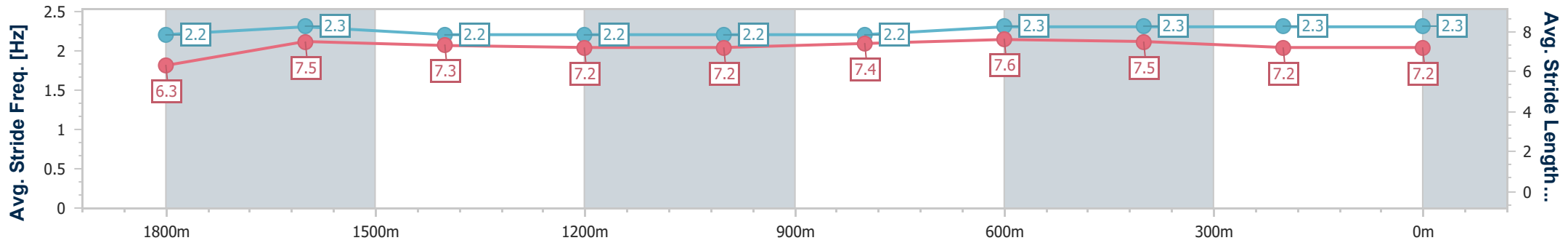
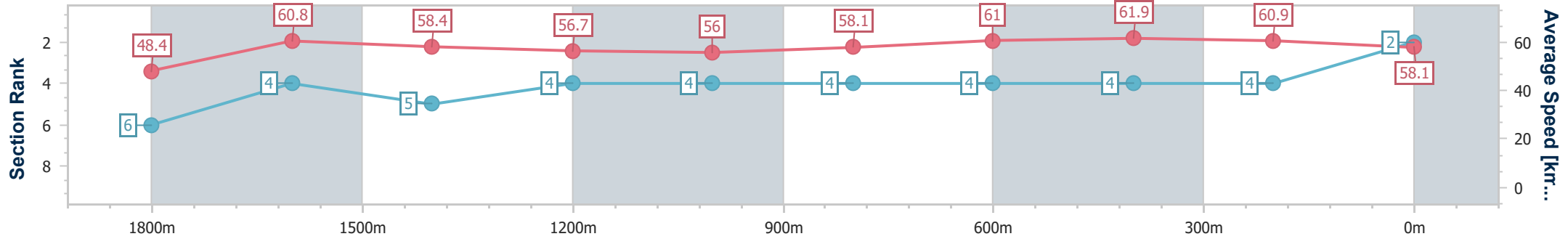
Race 1: SKY RACING BENCHMARK 60 Handicap - 2000m

27 May 2024 - 12:30



Track Rating: Good 4, Weather: Overcast, Rail Position: +2m Entire

| Section | Overall | 1800m | 1600m | 1400m | 1200m | 1000m | 800m | 600m | 400m | 200m |
|------------------------|--------------------------|--------------------------|--------------------------|--------------------------|--------------------------|--------------------------|--------------------------|--------------------------|--------------------------|--------------------------|
| Section Times | 2:05.82 [2] (0:14.89) | 1:50.93 [6] (0:11.82) | 1:39.11 [4] (0:12.66) | 1:26.45 [5] (0:13.02) | 1:13.43 [4] (0:12.95) | 1:00.48 [4] (0:12.52) | 0:47.96 [4] (0:11.94) | 0:36.02 [4] (0:11.80) | 0:24.22 [4] (0:11.82) | 0:12.40 [4] (0:12.40) |
| Average Speed [km/h] | 48.4 | 60.8 | 58.4 | 56.7 | 56.0 | 58.1 | 61.0 | 61.9 | 60.9 | 58.1 |
| Top Speed [km/h] | 59.8 | 61.9 | 60.0 | 58.2 | 57.8 | 60.5 | 62.2 | 62.7 | 61.7 | 61.4 |
| Avg. Dist. to Rail [m] | 2.3 | 2.5 | 4.0 | 4.2 | 4.2 | 3.6 | 4.3 | 1.4 | 4.0 | 7.2 |
| Avg. Stride Freq. [Hz] | 2.2 | 2.3 | 2.2 | 2.2 | 2.2 | 2.2 | 2.3 | 2.3 | 2.3 | 2.3 |
| Avg. Stride Length [m] | 6.3 | 7.5 | 7.3 | 7.2 | 7.2 | 7.4 | 7.6 | 7.5 | 7.2 | 7.2 |



- [] Ranking at each section and finish
- .-.- No data available at this section
- NA No data available



| | |
|--------------------------------|----------------|
| Horse/Jockey Name | Fortified |
| Final Rank | 3 |
| Fastest Section Time (Section) | 0:11.58 (800m) |
| Top Speed [km/h] (Section) | 63.9 (800m) |
| Race State | Finished |



Mackay QLD Professional

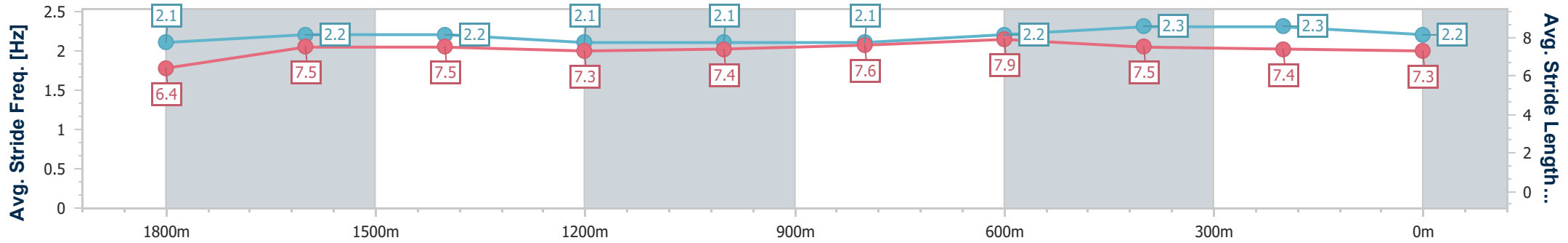
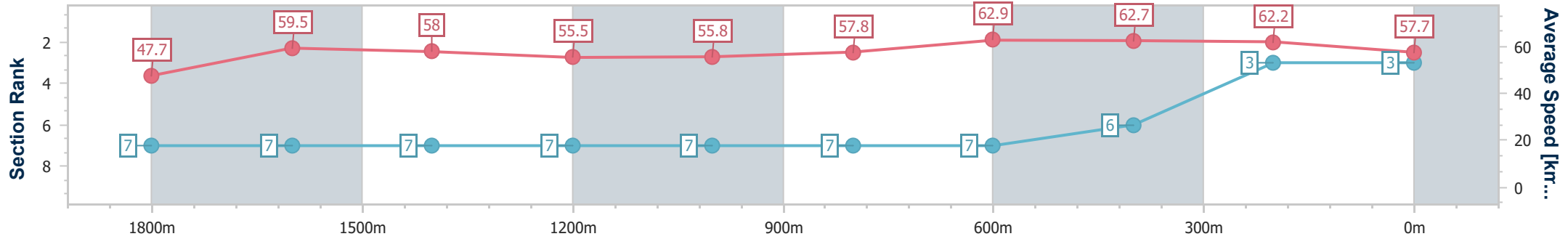
Race 1: SKY RACING BENCHMARK 60 Handicap - 2000m

27 May 2024 - 12:30

Track Rating: Good 4, Weather: Overcast, Rail Position: +2m Entire



| Section | Overall | 1800m | 1600m | 1400m | 1200m | 1000m | 800m | 600m | 400m | 200m |
|------------------------|--------------------------|--------------------------|--------------------------|--------------------------|--------------------------|--------------------------|--------------------------|--------------------------|--------------------------|--------------------------|
| Section Times | 2:05.92 [3] (0:15.16) | 1:50.76 [7] (0:12.08) | 1:38.68 [7] (0:12.38) | 1:26.30 [7] (0:13.15) | 1:13.15 [7] (0:12.99) | 1:00.16 [7] (0:12.57) | 0:47.59 [7] (0:11.58) | 0:36.01 [7] (0:11.81) | 0:24.20 [6] (0:11.68) | 0:12.52 [3] (0:12.52) |
| Average Speed [km/h] | 47.7 | 59.5 | 58.0 | 55.5 | 55.8 | 57.8 | 62.9 | 62.7 | 62.2 | 57.7 |
| Top Speed [km/h] | 58.9 | 60.4 | 60.3 | 57.5 | 56.8 | 61.3 | 63.9 | 63.6 | 63.0 | 61.6 |
| Avg. Dist. to Rail [m] | 0.5 | 1.2 | 0.7 | 3.2 | 3.3 | 3.3 | 3.0 | 3.7 | 6.6 | 9.7 |
| Avg. Stride Freq. [Hz] | 2.1 | 2.2 | 2.2 | 2.1 | 2.1 | 2.1 | 2.2 | 2.3 | 2.3 | 2.2 |
| Avg. Stride Length [m] | 6.4 | 7.5 | 7.5 | 7.3 | 7.4 | 7.6 | 7.9 | 7.5 | 7.4 | 7.3 |



- [] Ranking at each section and finish
- .-.- No data available at this section
- NA No data available



| | |
|--------------------------------|-----------------|
| Horse/Jockey Name | Mishani Patriot |
| Final Rank | 4 |
| Fastest Section Time (Section) | 0:11.48 (1800m) |
| Top Speed [km/h] (Section) | 64.4 (1800m) |
| Race State | Finished |



Mackay QLD Professional

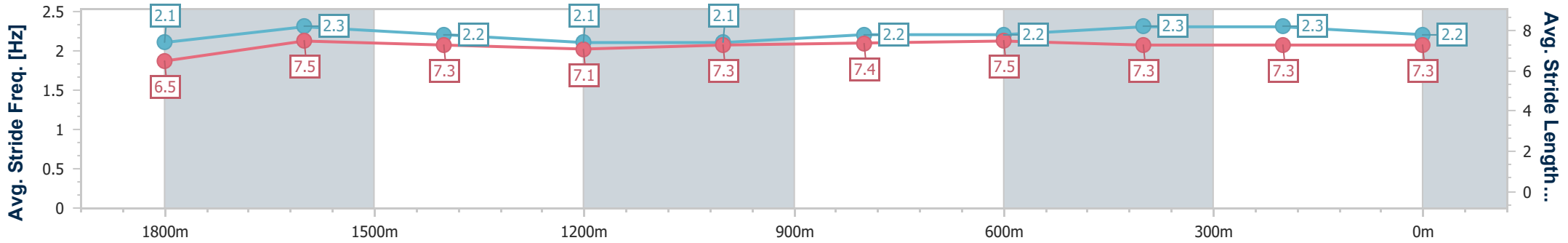
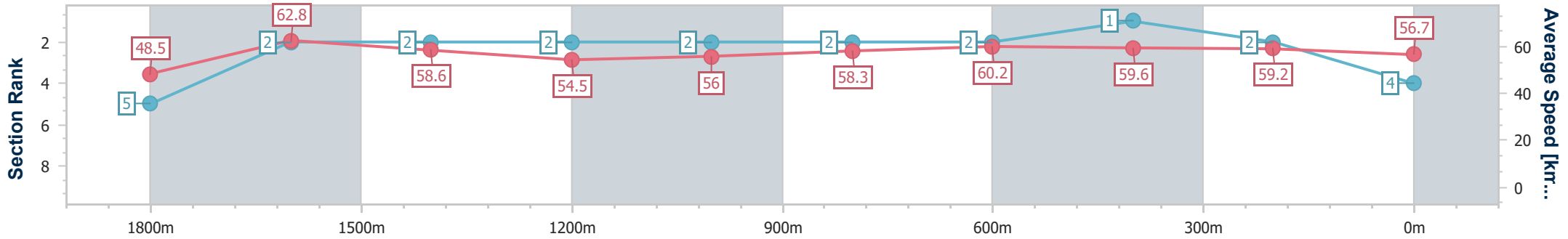
Race 1: SKY RACING BENCHMARK 60 Handicap - 2000m

27 May 2024 - 12:30

Track Rating: Good 4, Weather: Overcast, Rail Position: +2m Entire



| Section | Overall | 1800m | 1600m | 1400m | 1200m | 1000m | 800m | 600m | 400m | 200m |
|------------------------|--------------------------|--------------------------|--------------------------|--------------------------|--------------------------|--------------------------|--------------------------|--------------------------|--------------------------|--------------------------|
| Section Times | 2:06.08 [4] (0:14.87) | 1:51.21 [5] (0:11.48) | 1:39.73 [2] (0:12.35) | 1:27.38 [2] (0:13.25) | 1:14.13 [2] (0:12.89) | 1:01.24 [2] (0:12.45) | 0:48.79 [2] (0:12.01) | 0:36.78 [2] (0:11.96) | 0:24.82 [1] (0:12.13) | 0:12.69 [2] (0:12.69) |
| Average Speed [km/h] | 48.5 | 62.8 | 58.6 | 54.5 | 56.0 | 58.3 | 60.2 | 59.6 | 59.2 | 56.7 |
| Top Speed [km/h] | 64.3 | 64.4 | 60.3 | 55.7 | 57.1 | 60.0 | 61.1 | 61.3 | 60.1 | 58.8 |
| Avg. Dist. to Rail [m] | 4.1 | 3.3 | 1.2 | 0.5 | 1.3 | 2.5 | 2.1 | 1.1 | 1.9 | 4.8 |
| Avg. Stride Freq. [Hz] | 2.1 | 2.3 | 2.2 | 2.1 | 2.1 | 2.2 | 2.2 | 2.3 | 2.3 | 2.2 |
| Avg. Stride Length [m] | 6.5 | 7.5 | 7.3 | 7.1 | 7.3 | 7.4 | 7.5 | 7.3 | 7.3 | 7.3 |



- [] Ranking at each section and finish
- .-.-.- No data available at this section
- NA No data available



| | |
|--------------------------------|-----------------|
| Horse/Jockey Name | Prospettiva |
| Final Rank | 5 |
| Fastest Section Time (Section) | 0:11.69 (1800m) |
| Top Speed [km/h] (Section) | 62.7 (1800m) |
| Race State | Finished |



Mackay QLD Professional

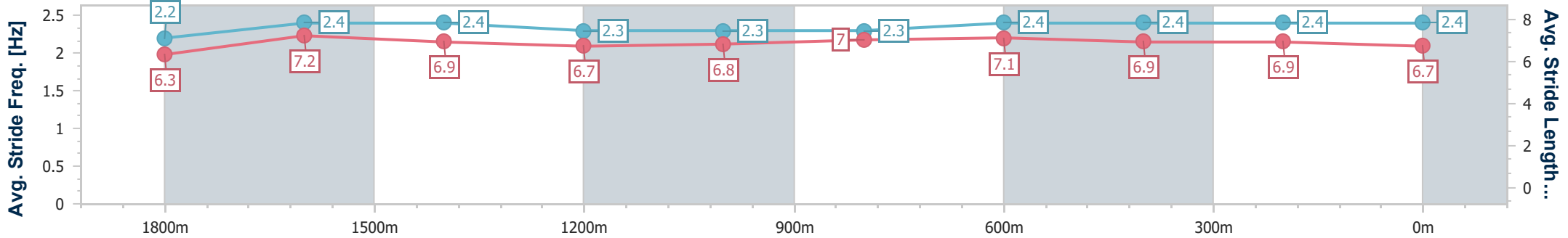
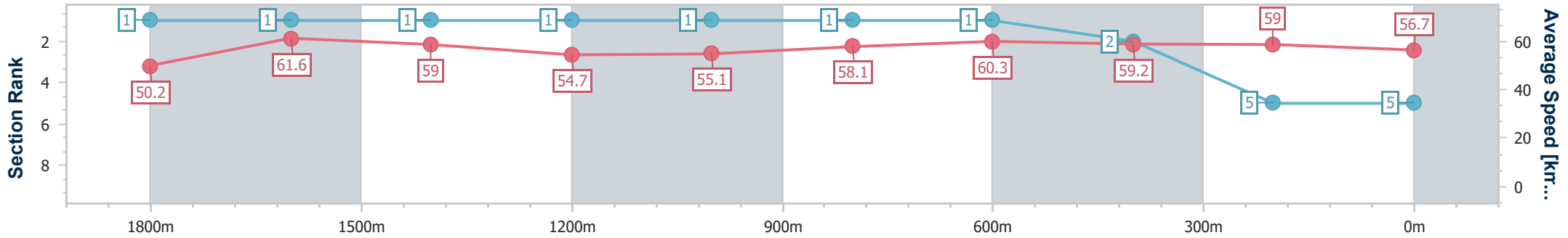
Race 1: SKY RACING BENCHMARK 60 Handicap - 2000m

27 May 2024 - 12:30



Track Rating: Good 4, Weather: Overcast, Rail Position: +2m Entire

| Section | Overall | 1800m | 1600m | 1400m | 1200m | 1000m | 800m | 600m | 400m | 200m |
|------------------------|--------------------------|--------------------------|--------------------------|--------------------------|--------------------------|--------------------------|--------------------------|--------------------------|--------------------------|--------------------------|
| Section Times | 2:06.27 [5] (0:14.37) | 1:51.90 [1] (0:11.69) | 1:40.21 [1] (0:12.30) | 1:27.91 [1] (0:13.29) | 1:14.62 [1] (0:13.08) | 1:01.54 [1] (0:12.49) | 0:49.05 [1] (0:11.99) | 0:37.06 [1] (0:12.13) | 0:24.93 [2] (0:12.20) | 0:12.73 [5] (0:12.73) |
| Average Speed [km/h] | 50.2 | 61.6 | 59.0 | 54.7 | 55.1 | 58.1 | 60.3 | 59.2 | 59.0 | 56.7 |
| Top Speed [km/h] | 61.2 | 62.7 | 61.7 | 56.1 | 56.1 | 60.0 | 61.1 | 60.4 | 59.5 | 58.9 |
| Avg. Dist. to Rail [m] | 1.8 | 1.0 | 1.1 | 1.7 | 2.1 | 2.1 | 1.4 | 0.2 | 0.9 | 1.8 |
| Avg. Stride Freq. [Hz] | 2.2 | 2.4 | 2.4 | 2.3 | 2.3 | 2.3 | 2.4 | 2.4 | 2.4 | 2.4 |
| Avg. Stride Length [m] | 6.3 | 7.2 | 6.9 | 6.7 | 6.8 | 7.0 | 7.1 | 6.9 | 6.9 | 6.7 |



- [] Ranking at each section and finish
- .-.- No data available at this section
- NA No data available



| | |
|--------------------------------|----------------|
| Horse/Jockey Name | Marshy |
| Final Rank | 6 |
| Fastest Section Time (Section) | 0:11.91 (800m) |
| Top Speed [km/h] (Section) | 61.6 (1600m) |
| Race State | Finished |



Mackay QLD Professional

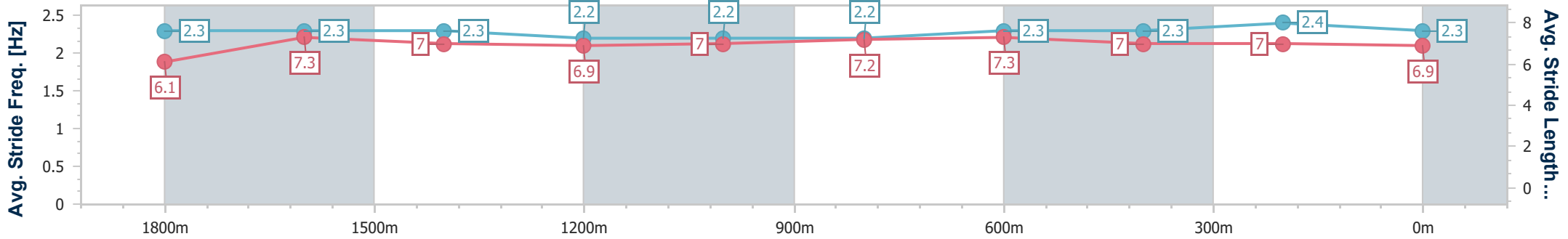
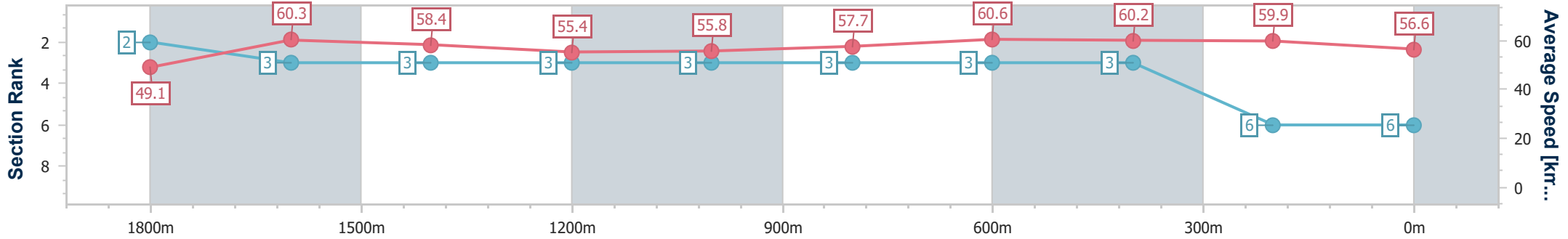
Race 1: SKY RACING BENCHMARK 60 Handicap - 2000m

27 May 2024 - 12:30

Track Rating: Good 4, Weather: Overcast, Rail Position: +2m Entire



| Section | Overall | 1800m | 1600m | 1400m | 1200m | 1000m | 800m | 600m | 400m | 200m |
|------------------------|--------------------------|--------------------------|--------------------------|--------------------------|--------------------------|--------------------------|--------------------------|--------------------------|--------------------------|--------------------------|
| Section Times | 2:06.37 [6] (0:14.69) | 1:51.68 [2] (0:11.96) | 1:39.72 [3] (0:12.43) | 1:27.29 [3] (0:13.12) | 1:14.17 [3] (0:12.94) | 1:01.23 [3] (0:12.53) | 0:48.70 [3] (0:11.91) | 0:36.79 [3] (0:11.97) | 0:24.82 [3] (0:12.05) | 0:12.77 [6] (0:12.77) |
| Average Speed [km/h] | 49.1 | 60.3 | 58.4 | 55.4 | 55.8 | 57.7 | 60.6 | 60.2 | 59.9 | 56.6 |
| Top Speed [km/h] | 59.9 | 61.3 | 61.6 | 56.5 | 56.7 | 60.1 | 61.5 | 60.9 | 60.7 | 59.2 |
| Avg. Dist. to Rail [m] | 3.4 | 1.4 | 1.8 | 1.5 | 1.5 | 1.1 | 0.8 | 0.5 | 2.3 | 3.2 |
| Avg. Stride Freq. [Hz] | 2.3 | 2.3 | 2.3 | 2.2 | 2.2 | 2.2 | 2.3 | 2.3 | 2.4 | 2.3 |
| Avg. Stride Length [m] | 6.1 | 7.3 | 7.0 | 6.9 | 7.0 | 7.2 | 7.3 | 7.0 | 7.0 | 6.9 |



- [] Ranking at each section and finish
- .-.- No data available at this section
- NA No data available



| | |
|--------------------------------|----------------|
| Horse/Jockey Name | Roznamla |
| Final Rank | 7 |
| Fastest Section Time (Section) | 0:11.84 (800m) |
| Top Speed [km/h] (Section) | 62.1 (800m) |
| Race State | Finished |



Mackay QLD Professional

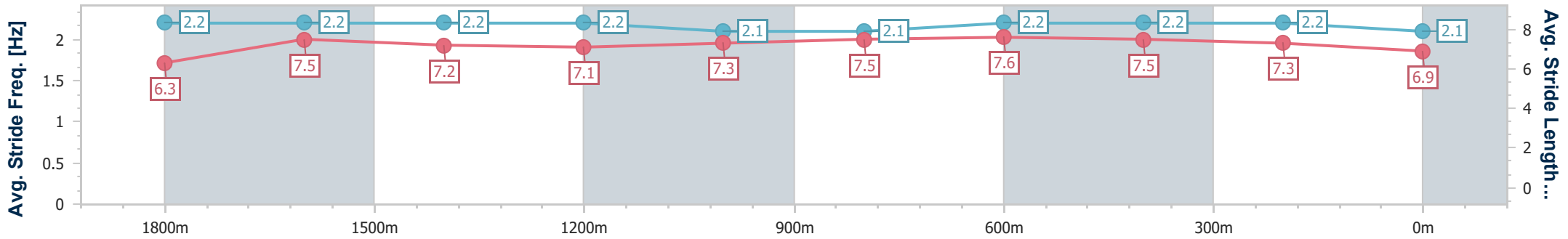
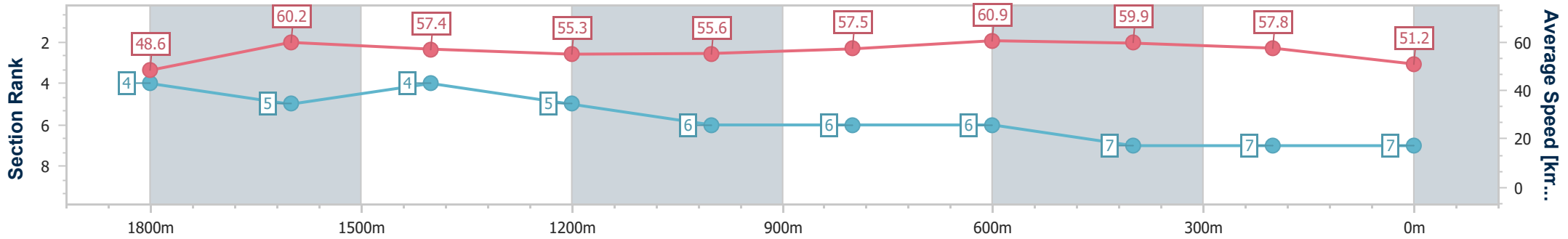
Race 1: SKY RACING BENCHMARK 60 Handicap - 2000m

27 May 2024 - 12:30



Track Rating: Good 4, Weather: Overcast, Rail Position: +2m Entire

| Section | Overall | 1800m | 1600m | 1400m | 1200m | 1000m | 800m | 600m | 400m | 200m |
|------------------------|--------------------------|--------------------------|--------------------------|--------------------------|--------------------------|--------------------------|--------------------------|--------------------------|--------------------------|--------------------------|
| Section Times | 2:08.57 [7] (0:14.83) | 1:53.74 [4] (0:11.96) | 1:41.78 [5] (0:12.54) | 1:29.24 [4] (0:13.07) | 1:16.17 [5] (0:13.00) | 1:03.17 [6] (0:12.60) | 0:50.57 [6] (0:11.84) | 0:38.73 [6] (0:12.23) | 0:26.50 [7] (0:12.49) | 0:14.01 [7] (0:14.01) |
| Average Speed [km/h] | 48.6 | 60.2 | 57.4 | 55.3 | 55.6 | 57.5 | 60.9 | 59.9 | 57.8 | 51.2 |
| Top Speed [km/h] | 59.4 | 61.1 | 59.9 | 56.5 | 56.5 | 60.2 | 62.1 | 60.6 | 58.8 | 57.9 |
| Avg. Dist. to Rail [m] | 0.6 | 0.3 | 0.3 | 1.3 | 2.0 | 1.8 | 1.5 | 2.0 | 2.9 | 3.8 |
| Avg. Stride Freq. [Hz] | 2.2 | 2.2 | 2.2 | 2.2 | 2.1 | 2.1 | 2.2 | 2.2 | 2.2 | 2.1 |
| Avg. Stride Length [m] | 6.3 | 7.5 | 7.2 | 7.1 | 7.3 | 7.5 | 7.6 | 7.5 | 7.3 | 6.9 |



- [] Ranking at each section and finish
- .-.- No data available at this section
- NA No data available



Mackay QLD Professional

Race 2: LADBROKES COMMUNITIES QTIS Two-Years-Old Maiden Plate - 1200m

27 May 2024 - 13:06



MACKAY TURF CLUB
Ooralea Racecourse

Track Rating: Good 4, Weather: Overcast, Rail Position: +2m Entire

| Section | | | | | | | | | | | | Last 600m | | |
|-------------|-----|--|----------------------|----------------------|----------------------|--------------------------|--------------------------|--------------------------|--------------------------|--------------------------|--------------------------|-----------|---------|------------------------|
| Field Times | | Overall | 1000m | 800m | 600m | 400m | 200m | | | | | | 0:35.05 | |
| | | 1:11.20 (0:13.50) | 0:57.70 (0:11.14) | 0:46.56 (0:11.51) | 0:35.05 (0:11.49) | 0:23.56 (0:11.57) | 0:11.99 (0:11.99) | | | | | | | |
| Rank | TAB | Horse/Jockey | Barrier | Top Speed [km/h] | Fastest Section | | | | | | | | Margin | Distance Travelled [m] |
| 1 | 8 | OUTBACK BANDIT Chris Whiteley | 2 | 66.0 1000m | 0:11.24 1000m | 1:11.20 [1] (0:14.08) | 0:57.12 [5] (0:11.24) | 0:45.88 [4] (0:11.39) | 0:34.49 [4] (0:11.50) | 0:22.99 [4] (0:11.29) | 0:11.70 [2] (0:11.70) | 1:11.20 | 0:34.49 | |
| 2 | 6 | OBLIGATED Ryan Wiggins | 12 | 68.3 1000m | 0:11.14 1000m | 1:11.62 [2] (0:13.50) | 0:58.12 [1] (0:11.14) | 0:46.98 [1] (0:11.52) | 0:35.46 [2] (0:11.48) | 0:23.98 [1] (0:11.57) | 0:12.41 [1] (0:12.41) | 2.46L | 0:35.46 | -2 |
| 3 | 7 | OFFANGO Jackson Murphy | 4 | 66.2 1000m | 0:11.11 1000m | 1:11.64 [3] (0:13.62) | 0:58.02 [2] (0:11.11) | 0:46.91 [3] (0:11.45) | 0:35.46 [3] (0:11.86) | 0:23.60 [3] (0:11.55) | 0:12.05 [3] (0:12.05) | 2.59L | 0:35.46 | +4 |
| 4 | 4 | MISHANI I AM Gabrielle Semmens | 8 | 64.9 1000m | 0:11.43 800m | 1:12.67 [4] (0:13.92) | 0:58.75 [4] (0:11.45) | 0:47.30 [5] (0:11.43) | 0:35.87 [5] (0:11.69) | 0:24.18 [5] (0:11.66) | 0:12.52 [5] (0:12.52) | 8.64L | 0:35.87 | +5 |
| 5 | 11 | MISHANI AMORE Denicious Smith | 11 | 64.6 1000m | 0:11.46 1000m | 1:13.27 [5] (0:14.18) | 0:59.09 [6] (0:11.46) | 0:47.63 [6] (0:11.56) | 0:36.07 [6] (0:11.63) | 0:24.44 [6] (0:11.92) | 0:12.52 [6] (0:12.52) | 12.17L | 0:36.07 | -2 |
| 6 | 3 | MISHANI BURN Georgina Cartwright | 9 | 64.0 1000m | 0:11.50 1000m | 1:13.47 [6] (0:14.22) | 0:59.25 [7] (0:11.50) | 0:47.75 [7] (0:11.66) | 0:36.09 [7] (0:12.10) | 0:23.99 [8] (0:11.83) | 0:12.16 [7] (0:12.16) | 13.35L | 0:36.09 | +2 |
| 7 | 1 | CARE TAKER Justin Stanley | 5 | 63.7 1000m | 0:11.46 1000m | 1:13.53 [7] (0:14.36) | 0:59.17 [9] (0:11.46) | 0:47.71 [8] (0:11.70) | 0:36.01 [8] (0:11.95) | 0:24.06 [7] (0:11.96) | 0:12.10 [8] (0:12.10) | 13.67L | 0:36.01 | -4 |
| 8 | 10 | LOOMING LEGEND Brooke Johnson | 3 | 67.0 1000m | 0:11.00 1000m | 1:13.74 [8] (0:13.71) | 1:00.03 [3] (0:11.00) | 0:49.03 [2] (0:11.44) | 0:37.59 [1] (0:11.88) | 0:25.71 [2] (0:12.03) | 0:13.68 [4] (0:13.68) | 14.92L | 0:37.59 | +0 |
| 9 | 5 | MISHANI WOLF Nathan Thomas | 10 | 64.1 800m | 0:11.66 800m | 1:15.63 [9] (0:14.29) | 1:01.34 [8] (0:11.68) | 0:49.66 [9] (0:11.66) | 0:38.00 [9] (0:12.12) | 0:25.88 [9] (0:12.36) | 0:13.52 [9] (0:13.52) | 26.05L | 0:38.00 | +4 |

Scratched: Scrub Chain (#9), Greylist (#2), Fraser's Ridge (#12)

[] Ranking at each section and finish
 -:-:- No data available at this section
 NA No data available

SCN Saddle cloth number
 DNF Did not finish
 DNT Did not track



| | |
|--------------------------------|-----------------|
| Horse/Jockey Name | Outback Bandit |
| Final Rank | 1 |
| Fastest Section Time (Section) | 0:11.24 (1000m) |
| Top Speed [km/h] (Section) | 66.0 (1000m) |
| Race State | Finished |

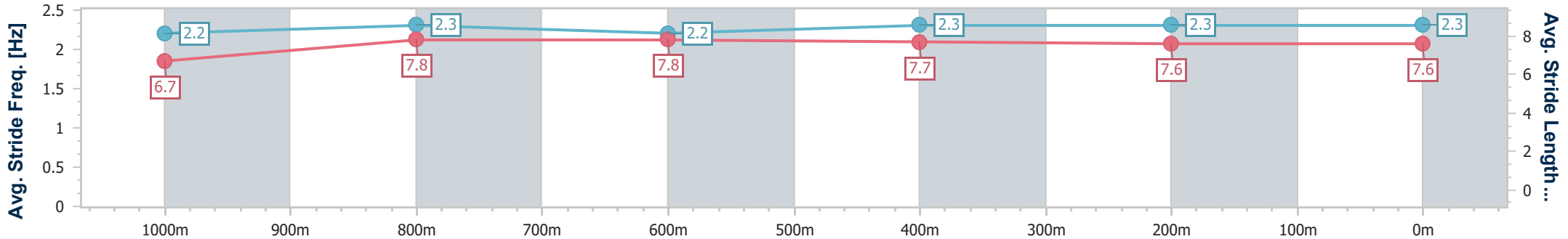
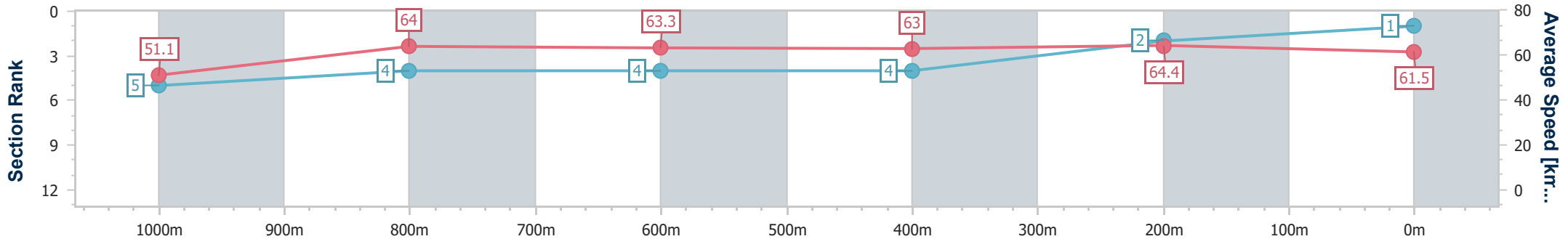


Mackay QLD Professional
 Race 2: LADBROKES COMMUNITIES QTIS Two-Years-Old
 Maiden Plate - 1200m
 27 May 2024 - 13:06



Track Rating: Good 4, Weather: Overcast, Rail Position: +2m Entire

| Section | Overall | 1000m | 800m | 600m | 400m | 200m |
|------------------------|--------------------------|--------------------------|--------------------------|--------------------------|--------------------------|--------------------------|
| Section Times | 1:11.20 [1] (0:14.08) | 0:57.12 [5] (0:11.24) | 0:45.88 [4] (0:11.39) | 0:34.49 [4] (0:11.50) | 0:22.99 [4] (0:11.29) | 0:11.70 [2] (0:11.70) |
| Average Speed [km/h] | 51.1 | 64.0 | 63.3 | 63.0 | 64.4 | 61.5 |
| Top Speed [km/h] | 62.1 | 66.0 | 65.0 | 64.3 | 65.3 | 64.2 |
| Avg. Dist. to Rail [m] | 1.3 | 0.5 | 0.8 | 0.8 | 4.5 | 4.4 |
| Avg. Stride Freq. [Hz] | 2.2 | 2.3 | 2.2 | 2.3 | 2.3 | 2.3 |
| Avg. Stride Length [m] | 6.7 | 7.8 | 7.8 | 7.7 | 7.6 | 7.6 |



- [] Ranking at each section and finish
- .-.- No data available at this section
- NA No data available



| | |
|--------------------------------|-----------------|
| Horse/Jockey Name | Obligated |
| Final Rank | 2 |
| Fastest Section Time (Section) | 0:11.14 (1000m) |
| Top Speed [km/h] (Section) | 68.3 (1000m) |
| Race State | Finished |

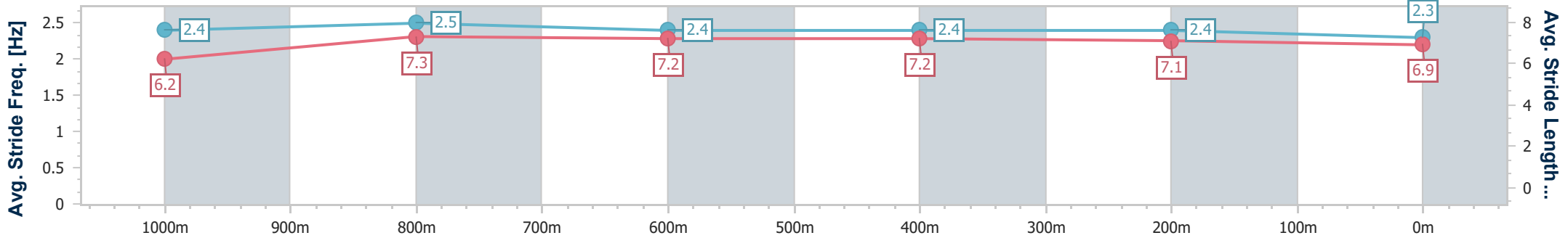
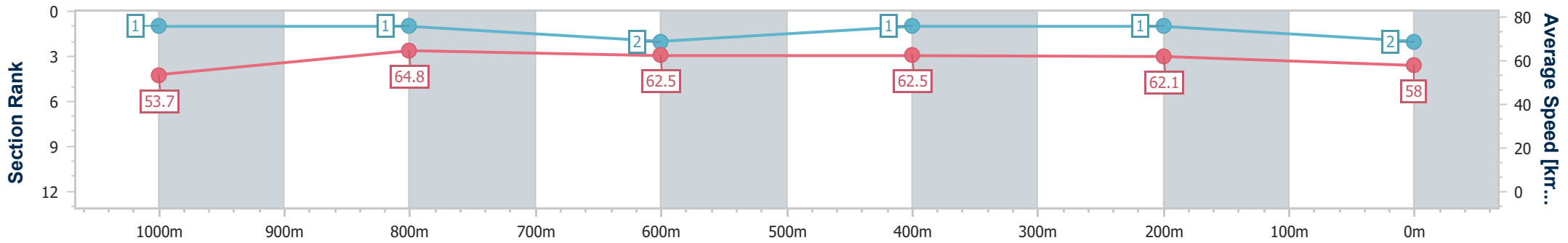


Mackay QLD Professional
 Race 2: LADBROKES COMMUNITIES QTIS Two-Years-Old
 Maiden Plate - 1200m
 27 May 2024 - 13:06



Track Rating: Good 4, Weather: Overcast, Rail Position: +2m Entire

| Section | Overall | 1000m | 800m | 600m | 400m | 200m |
|------------------------|--------------------------|--------------------------|--------------------------|--------------------------|--------------------------|--------------------------|
| Section Times | 1:11.62 [2] (0:13.50) | 0:58.12 [1] (0:11.14) | 0:46.98 [1] (0:11.52) | 0:35.46 [2] (0:11.48) | 0:23.98 [1] (0:11.57) | 0:12.41 [1] (0:12.41) |
| Average Speed [km/h] | 53.7 | 64.8 | 62.5 | 62.5 | 62.1 | 58.0 |
| Top Speed [km/h] | 68.2 | 68.3 | 64.3 | 63.8 | 63.3 | 61.7 |
| Avg. Dist. to Rail [m] | 6.2 | 0.2 | 0.8 | 0.6 | 1.1 | 2.4 |
| Avg. Stride Freq. [Hz] | 2.4 | 2.5 | 2.4 | 2.4 | 2.4 | 2.3 |
| Avg. Stride Length [m] | 6.2 | 7.3 | 7.2 | 7.2 | 7.1 | 6.9 |



- [] Ranking at each section and finish
- .-.- No data available at this section
- NA No data available



| | |
|--------------------------------|-----------------|
| Horse/Jockey Name | Offango |
| Final Rank | 3 |
| Fastest Section Time (Section) | 0:11.11 (1000m) |
| Top Speed [km/h] (Section) | 66.2 (1000m) |
| Race State | Finished |

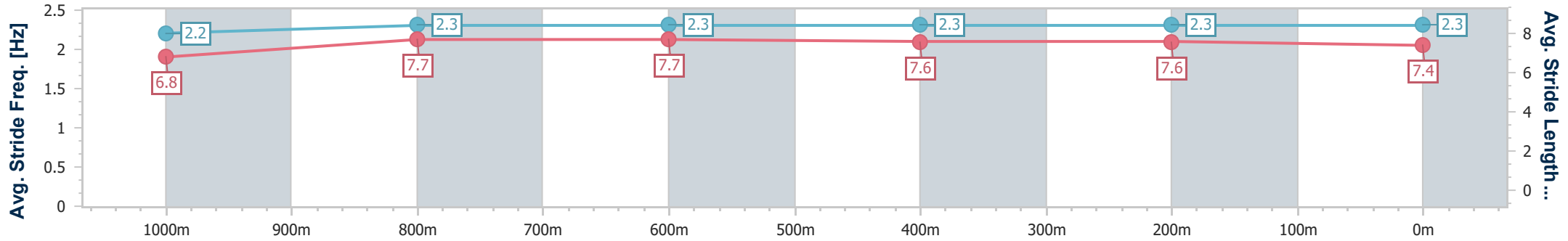
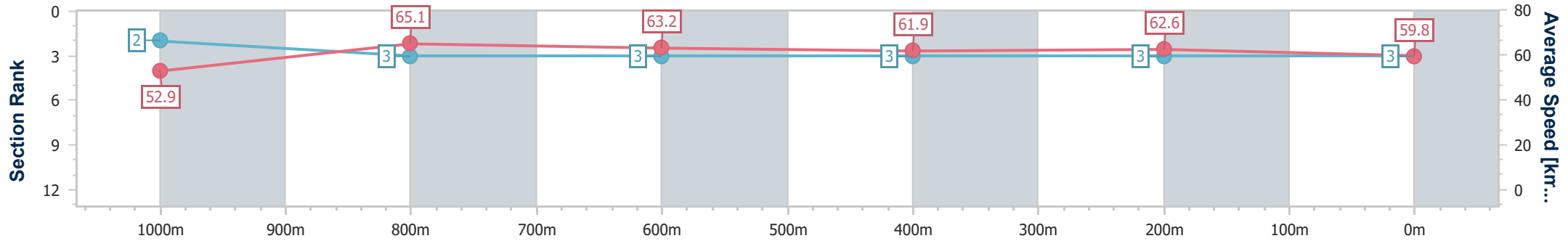


Mackay QLD Professional
 Race 2: LADBROKES COMMUNITIES QTIS Two-Years-Old
 Maiden Plate - 1200m
 27 May 2024 - 13:06



Track Rating: Good 4, Weather: Overcast, Rail Position: +2m Entire

| Section | Overall | 1000m | 800m | 600m | 400m | 200m |
|------------------------|--------------------------|--------------------------|--------------------------|--------------------------|--------------------------|--------------------------|
| Section Times | 1:11.64 [3] (0:13.62) | 0:58.02 [2] (0:11.11) | 0:46.91 [3] (0:11.45) | 0:35.46 [3] (0:11.86) | 0:23.60 [3] (0:11.55) | 0:12.05 [3] (0:12.05) |
| Average Speed [km/h] | 52.9 | 65.1 | 63.2 | 61.9 | 62.6 | 59.8 |
| Top Speed [km/h] | 64.0 | 66.2 | 64.6 | 63.8 | 63.5 | 63.4 |
| Avg. Dist. to Rail [m] | 2.6 | 1.4 | 2.0 | 2.7 | 3.1 | 4.2 |
| Avg. Stride Freq. [Hz] | 2.2 | 2.3 | 2.3 | 2.3 | 2.3 | 2.3 |
| Avg. Stride Length [m] | 6.8 | 7.7 | 7.7 | 7.6 | 7.6 | 7.4 |



- [] Ranking at each section and finish
- .-.- No data available at this section
- NA No data available



| | |
|--------------------------------|----------------|
| Horse/Jockey Name | Mishani I Am |
| Final Rank | 4 |
| Fastest Section Time (Section) | 0:11.43 (800m) |
| Top Speed [km/h] (Section) | 64.9 (1000m) |
| Race State | Finished |

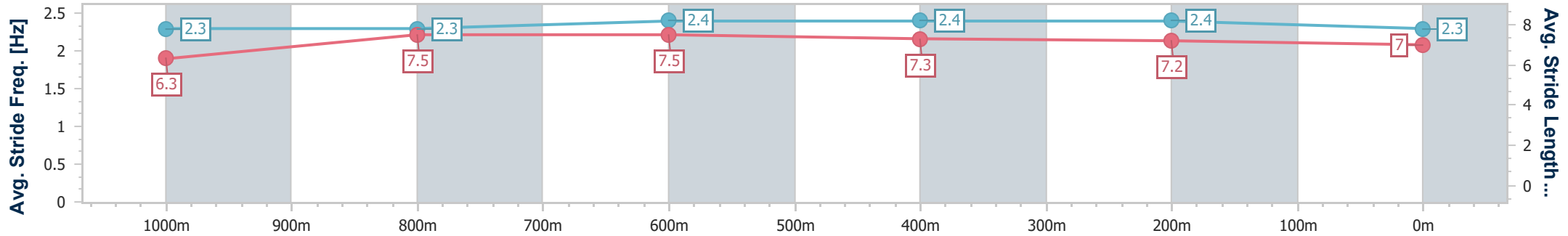
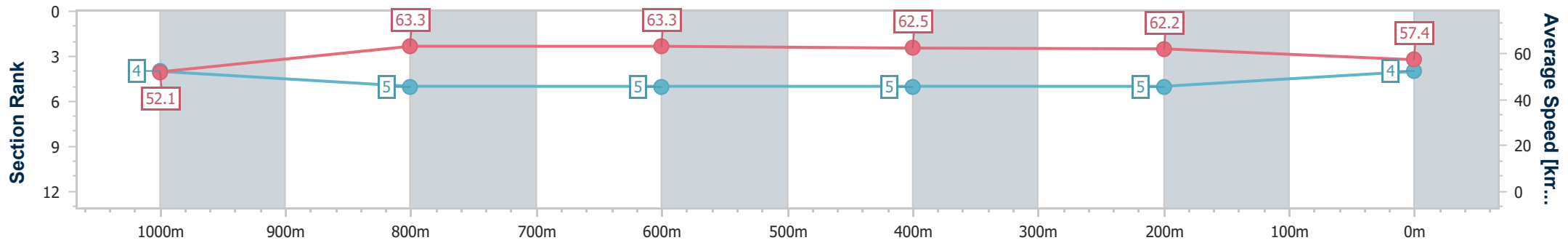


Mackay QLD Professional
 Race 2: LADBROKES COMMUNITIES QTIS Two-Years-Old
 Maiden Plate - 1200m
 27 May 2024 - 13:06



Track Rating: Good 4, Weather: Overcast, Rail Position: +2m Entire

| Section | Overall | 1000m | 800m | 600m | 400m | 200m |
|------------------------|--------------------------|--------------------------|--------------------------|--------------------------|--------------------------|--------------------------|
| Section Times | 1:12.67 [4] (0:13.92) | 0:58.75 [4] (0:11.45) | 0:47.30 [5] (0:11.43) | 0:35.87 [5] (0:11.69) | 0:24.18 [5] (0:11.66) | 0:12.52 [5] (0:12.52) |
| Average Speed [km/h] | 52.1 | 63.3 | 63.3 | 62.5 | 62.2 | 57.4 |
| Top Speed [km/h] | 64.1 | 64.9 | 64.9 | 63.5 | 63.2 | 61.2 |
| Avg. Dist. to Rail [m] | 4.4 | 2.0 | 1.5 | 2.1 | 5.1 | 6.9 |
| Avg. Stride Freq. [Hz] | 2.3 | 2.3 | 2.4 | 2.4 | 2.4 | 2.3 |
| Avg. Stride Length [m] | 6.3 | 7.5 | 7.5 | 7.3 | 7.2 | 7.0 |



- [] Ranking at each section and finish
- .-.- No data available at this section
- NA No data available



| | |
|--------------------------------|-----------------|
| Horse/Jockey Name | Mishani Amore |
| Final Rank | 5 |
| Fastest Section Time (Section) | 0:11.46 (1000m) |
| Top Speed [km/h] (Section) | 64.6 (1000m) |
| Race State | Finished |

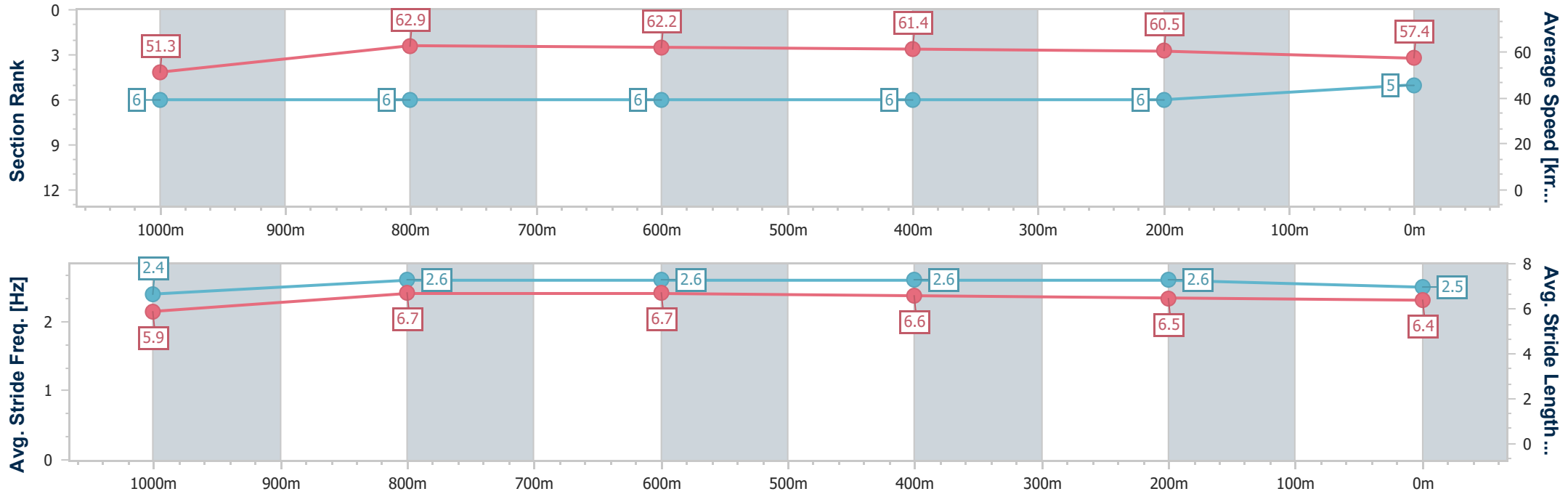


Mackay QLD Professional
 Race 2: LADBROKES COMMUNITIES QTIS Two-Years-Old
 Maiden Plate - 1200m
 27 May 2024 - 13:06



Track Rating: Good 4, Weather: Overcast, Rail Position: +2m Entire

| Section | Overall | 1000m | 800m | 600m | 400m | 200m |
|------------------------|--------------------------|--------------------------|--------------------------|--------------------------|--------------------------|--------------------------|
| Section Times | 1:13.27 [5] (0:14.18) | 0:59.09 [6] (0:11.46) | 0:47.63 [6] (0:11.56) | 0:36.07 [6] (0:11.63) | 0:24.44 [6] (0:11.92) | 0:12.52 [6] (0:12.52) |
| Average Speed [km/h] | 51.3 | 62.9 | 62.2 | 61.4 | 60.5 | 57.4 |
| Top Speed [km/h] | 64.0 | 64.6 | 64.2 | 62.9 | 62.2 | 60.1 |
| Avg. Dist. to Rail [m] | 6.6 | 1.3 | 0.5 | 1.2 | 2.0 | 2.6 |
| Avg. Stride Freq. [Hz] | 2.4 | 2.6 | 2.6 | 2.6 | 2.6 | 2.5 |
| Avg. Stride Length [m] | 5.9 | 6.7 | 6.7 | 6.6 | 6.5 | 6.4 |



- [] Ranking at each section and finish
- .-.- No data available at this section
- NA No data available



| | |
|--------------------------------|-----------------|
| Horse/Jockey Name | Mishani Burn |
| Final Rank | 6 |
| Fastest Section Time (Section) | 0:11.50 (1000m) |
| Top Speed [km/h] (Section) | 64.0 (1000m) |
| Race State | Finished |

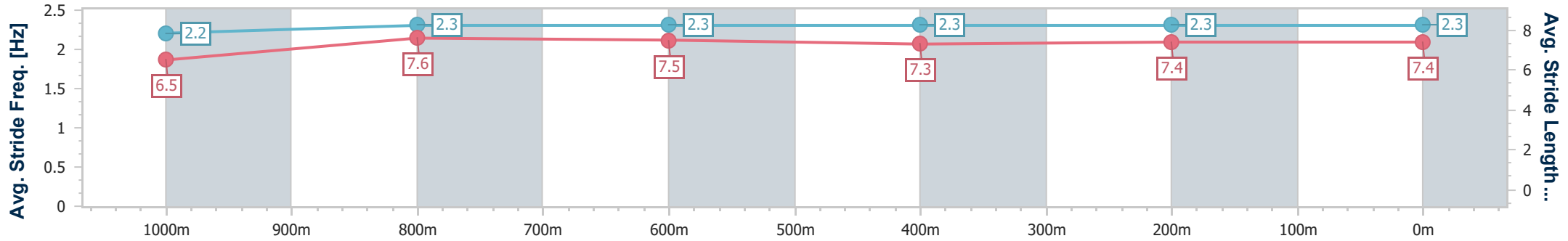
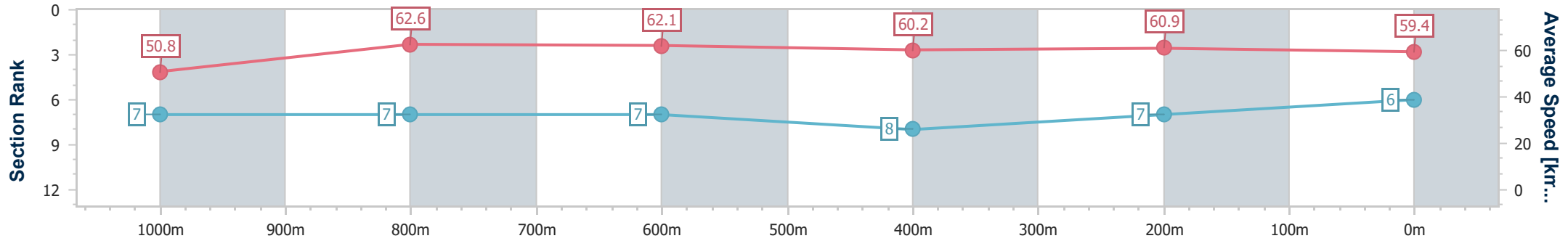


Mackay QLD Professional
 Race 2: LADBROKES COMMUNITIES QTIS Two-Years-Old
 Maiden Plate - 1200m
 27 May 2024 - 13:06



Track Rating: Good 4, Weather: Overcast, Rail Position: +2m Entire

| Section | Overall | 1000m | 800m | 600m | 400m | 200m |
|------------------------|--------------------------|--------------------------|--------------------------|--------------------------|--------------------------|--------------------------|
| Section Times | 1:13.47 [6] (0:14.22) | 0:59.25 [7] (0:11.50) | 0:47.75 [7] (0:11.66) | 0:36.09 [7] (0:12.10) | 0:23.99 [8] (0:11.83) | 0:12.16 [7] (0:12.16) |
| Average Speed [km/h] | 50.8 | 62.6 | 62.1 | 60.2 | 60.9 | 59.4 |
| Top Speed [km/h] | 63.5 | 64.0 | 63.6 | 61.9 | 62.5 | 60.7 |
| Avg. Dist. to Rail [m] | 3.1 | 0.7 | 1.4 | 1.6 | 2.6 | 4.5 |
| Avg. Stride Freq. [Hz] | 2.2 | 2.3 | 2.3 | 2.3 | 2.3 | 2.3 |
| Avg. Stride Length [m] | 6.5 | 7.6 | 7.5 | 7.3 | 7.4 | 7.4 |



- [] Ranking at each section and finish
- .-.- No data available at this section
- NA No data available



| | |
|--------------------------------|-----------------|
| Horse/Jockey Name | Care Taker |
| Final Rank | 7 |
| Fastest Section Time (Section) | 0:11.46 (1000m) |
| Top Speed [km/h] (Section) | 63.7 (1000m) |
| Race State | Finished |

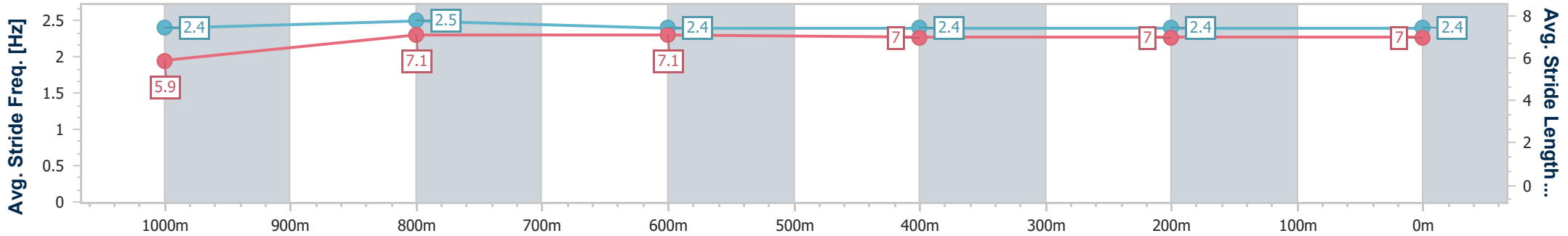
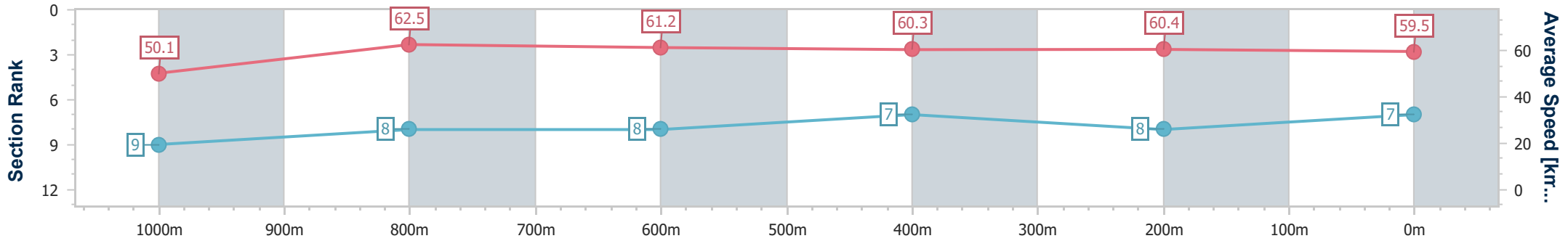


Mackay QLD Professional
 Race 2: LADBROKES COMMUNITIES QTIS Two-Years-Old
 Maiden Plate - 1200m
 27 May 2024 - 13:06



Track Rating: Good 4, Weather: Overcast, Rail Position: +2m Entire

| Section | Overall | 1000m | 800m | 600m | 400m | 200m |
|------------------------|--------------------------|--------------------------|--------------------------|--------------------------|--------------------------|--------------------------|
| Section Times | 1:13.53 [7] (0:14.36) | 0:59.17 [9] (0:11.46) | 0:47.71 [8] (0:11.70) | 0:36.01 [8] (0:11.95) | 0:24.06 [7] (0:11.96) | 0:12.10 [8] (0:12.10) |
| Average Speed [km/h] | 50.1 | 62.5 | 61.2 | 60.3 | 60.4 | 59.5 |
| Top Speed [km/h] | 63.7 | 63.7 | 63.5 | 61.8 | 62.5 | 62.9 |
| Avg. Dist. to Rail [m] | 2.1 | 1.7 | 1.6 | 0.7 | 1.6 | 2.4 |
| Avg. Stride Freq. [Hz] | 2.4 | 2.5 | 2.4 | 2.4 | 2.4 | 2.4 |
| Avg. Stride Length [m] | 5.9 | 7.1 | 7.1 | 7.0 | 7.0 | 7.0 |



- [] Ranking at each section and finish
- .-.- No data available at this section
- NA No data available



| | |
|--------------------------------|-----------------|
| Horse/Jockey Name | Looming Legend |
| Final Rank | 8 |
| Fastest Section Time (Section) | 0:11.00 (1000m) |
| Top Speed [km/h] (Section) | 67.0 (1000m) |
| Race State | Finished |

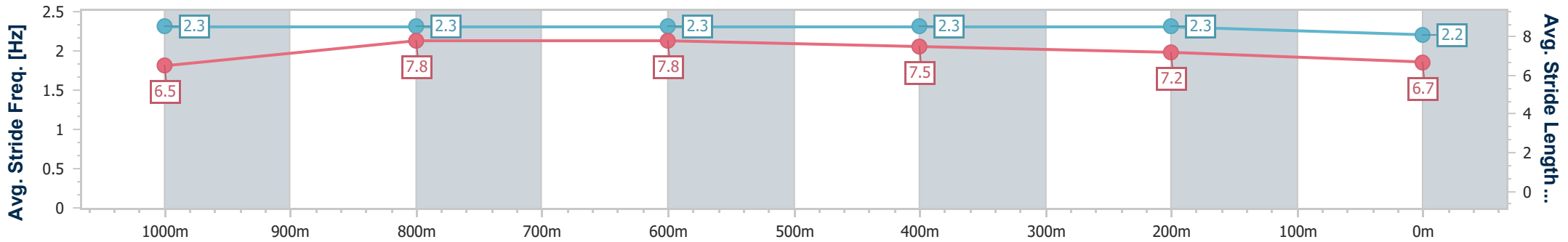
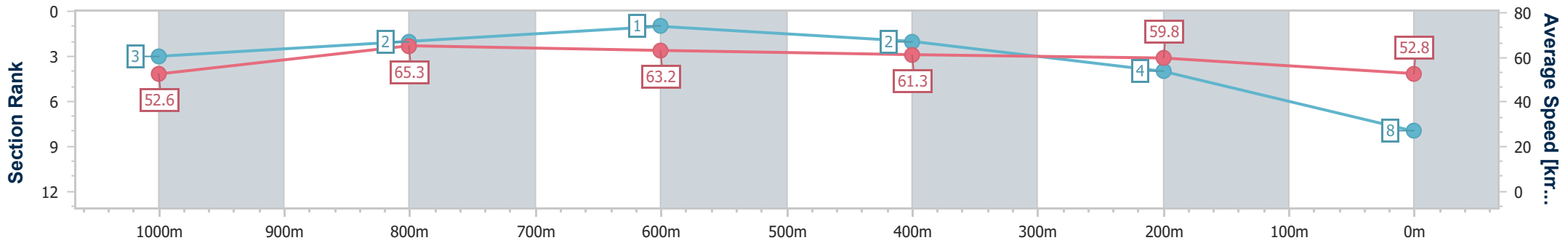


Mackay QLD Professional
 Race 2: LADBROKES COMMUNITIES QTIS Two-Years-Old
 Maiden Plate - 1200m
 27 May 2024 - 13:06



Track Rating: Good 4, Weather: Overcast, Rail Position: +2m Entire

| Section | Overall | 1000m | 800m | 600m | 400m | 200m |
|------------------------|--------------------------|--------------------------|--------------------------|--------------------------|--------------------------|--------------------------|
| Section Times | 1:13.74 [8] (0:13.71) | 1:00.03 [3] (0:11.00) | 0:49.03 [2] (0:11.44) | 0:37.59 [1] (0:11.88) | 0:25.71 [2] (0:12.03) | 0:13.68 [4] (0:13.68) |
| Average Speed [km/h] | 52.6 | 65.3 | 63.2 | 61.3 | 59.8 | 52.8 |
| Top Speed [km/h] | 63.8 | 67.0 | 64.9 | 62.5 | 61.6 | 57.7 |
| Avg. Dist. to Rail [m] | 1.8 | 0.2 | 0.6 | 1.4 | 1.7 | 2.0 |
| Avg. Stride Freq. [Hz] | 2.3 | 2.3 | 2.3 | 2.3 | 2.3 | 2.2 |
| Avg. Stride Length [m] | 6.5 | 7.8 | 7.8 | 7.5 | 7.2 | 6.7 |



- [] Ranking at each section and finish
- .-.- No data available at this section
- NA No data available



| | |
|--------------------------------|----------------|
| Horse/Jockey Name | Mishani Wolf |
| Final Rank | 9 |
| Fastest Section Time (Section) | 0:11.66 (800m) |
| Top Speed [km/h] (Section) | 64.1 (800m) |
| Race State | Finished |

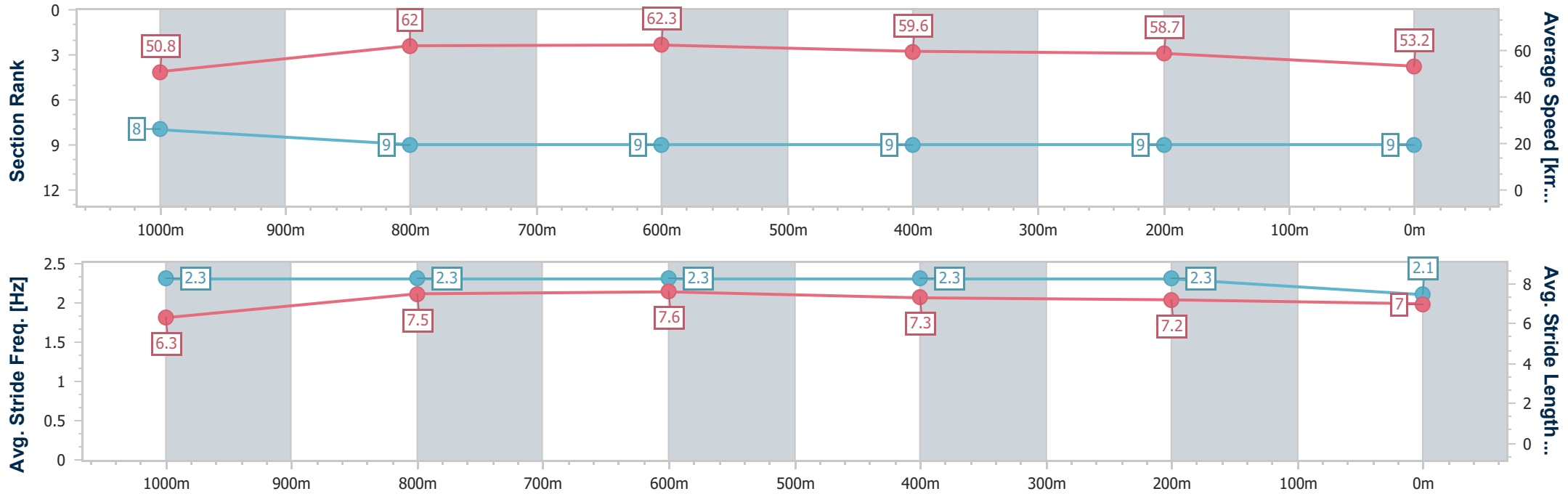


Mackay QLD Professional
 Race 2: LADBROKES COMMUNITIES QTIS Two-Years-Old
 Maiden Plate - 1200m
 27 May 2024 - 13:06



Track Rating: Good 4, Weather: Overcast, Rail Position: +2m Entire

| Section | Overall | 1000m | 800m | 600m | 400m | 200m |
|------------------------|--------------------------|--------------------------|--------------------------|--------------------------|--------------------------|--------------------------|
| Section Times | 1:15.63 [9] (0:14.29) | 1:01.34 [8] (0:11.68) | 0:49.66 [9] (0:11.66) | 0:38.00 [9] (0:12.12) | 0:25.88 [9] (0:12.36) | 0:13.52 [9] (0:13.52) |
| Average Speed [km/h] | 50.8 | 62.0 | 62.3 | 59.6 | 58.7 | 53.2 |
| Top Speed [km/h] | 62.7 | 63.6 | 64.1 | 60.6 | 59.4 | 58.5 |
| Avg. Dist. to Rail [m] | 5.8 | 2.2 | 2.0 | 0.9 | 2.7 | 2.0 |
| Avg. Stride Freq. [Hz] | 2.3 | 2.3 | 2.3 | 2.3 | 2.3 | 2.1 |
| Avg. Stride Length [m] | 6.3 | 7.5 | 7.6 | 7.3 | 7.2 | 7.0 |



- [] Ranking at each section and finish
- .-.- No data available at this section
- NA No data available

Track Rating: Good 4, Weather: Overcast, Rail Position: +2m Entire

| Section | | Field Times | | | | | | | | | | | Last 600m | |
|---------|-----|--|----------------------|----------------------|----------------------|---------------------------|---------------------------|---------------------------|---------------------------|---------------------------|---------------------------|---------|-----------|------------------------|
| | | Overall | 1000m | 800m | 600m | 400m | 200m | | | | | | 0:35.25 | |
| | | 1:05.33 (0:08.25) | 0:57.08 (0:10.75) | 0:46.33 (0:11.08) | 0:35.25 (0:11.53) | 0:23.72 (0:11.46) | 0:12.26 (0:12.26) | | | | | | | |
| Rank | TAB | Horse/Jockey | Barrier | Top Speed [km/h] | Fastest Section | | | | | | | | Margin | Distance Travelled [m] |
| 1 | 1 | OUR BENEFIT Ashley Butler | 4 | 67.5 1000m | 0:08.33 Overall | 1:05.33 [1] (0:08.33) | 0:57.00 [3] (0:10.83) | 0:46.17 [2] (0:11.04) | 0:35.13 [2] (0:11.42) | 0:23.71 [2] (0:11.45) | 0:12.26 [1] (0:12.26) | 1:05.33 | 0:35.13 | |
| 2 | 3 | WANDERLEI McKenzie Apel | 2 | 66.2 800m | 0:08.59 Overall | 1:05.42 [2] (0:08.59) | 0:56.83 [5] (0:11.11) | 0:45.72 [5] (0:11.15) | 0:34.57 [5] (0:11.49) | 0:23.08 [5] (0:11.37) | 0:11.71 [4] (0:11.71) | 0.52L | 0:34.57 | +2 |
| 3 | 12 | ARACELI Ryan Wiggins | 14 | 68.7 1000m | 0:08.32 Overall | 1:05.48 [3] (0:08.32) | 0:57.16 [2] (0:10.68) | 0:46.48 [1] (0:11.08) | 0:35.40 [1] (0:11.53) | 0:23.87 [1] (0:11.51) | 0:12.36 [2] (0:12.36) | 0.93L | 0:35.40 | +3 |
| 4 | 5 | DATINKA Justin Stanley | 8 | 65.4 800m | 0:08.65 Overall | 1:05.59 [4] (0:08.65) | 0:56.94 [6] (0:11.25) | 0:45.69 [6] (0:11.12) | 0:34.57 [6] (0:11.33) | 0:23.24 [6] (0:11.41) | 0:11.83 [5] (0:11.83) | 1.57L | 0:34.57 | +2 |
| 5 | 7 | SIR ZABERRO Nathan Thomas | 12 | 67.3 800m | 0:09.04 Overall | 1:05.63 [5] (0:09.04) | 0:56.59 [10] (0:11.51) | 0:45.08 [10] (0:10.93) | 0:34.15 [10] (0:11.29) | 0:22.86 [10] (0:11.29) | 0:11.57 [8] (0:11.57) | 1.8L | 0:34.15 | +3 |
| 6 | 13 | OUR BERLINETTA Georgina Cartwright | 6 | 67.8 1000m | 0:08.41 Overall | 1:05.72 [6] (0:08.41) | 0:57.31 [4] (0:10.91) | 0:46.40 [4] (0:11.21) | 0:35.19 [4] (0:11.70) | 0:23.49 [4] (0:11.56) | 0:11.93 [6] (0:11.93) | 2.3L | 0:35.19 | +5 |
| 7 | 2 | TWENTY THREE WALL Denicious Smith | 5 | 66.6 800m | 0:09.03 Overall | 1:05.90 [7] (0:09.03) | 0:56.87 [9] (0:11.39) | 0:45.48 [9] (0:10.97) | 0:34.51 [9] (0:11.37) | 0:23.14 [9] (0:11.37) | 0:11.77 [10] (0:11.77) | 3.38L | 0:34.51 | +2 |
| 8 | 15 | SERGEANT'S PRIDE Chris Whiteley | 3 | 65.9 800m | 0:08.80 Overall | 1:06.05 [8] (0:08.80) | 0:57.25 [7] (0:11.30) | 0:45.95 [7] (0:11.11) | 0:34.84 [8] (0:11.50) | 0:23.34 [8] (0:11.33) | 0:12.01 [7] (0:12.01) | 4.28L | 0:34.84 | +4 |
| 9 | 4 | SLASHER Melea Castle | 7 | 67.1 800m | 0:08.96 Overall | 1:06.09 [9] (0:08.96) | 0:57.13 [8] (0:11.18) | 0:45.95 [8] (0:10.94) | 0:35.01 [7] (0:11.56) | 0:23.45 [7] (0:11.47) | 0:11.98 [9] (0:11.98) | 4.52L | 0:35.01 | +5 |
| 10 | 8 | ZABOOG Gabrielle Semmens | 15 | 67.9 1000m | 0:08.25 Overall | 1:06.17 [10] (0:08.25) | 0:57.92 [1] (0:10.97) | 0:46.95 [3] (0:10.98) | 0:35.97 [3] (0:11.56) | 0:24.41 [3] (0:11.80) | 0:12.61 [3] (0:12.61) | 4.97L | 0:35.97 | +7 |

Scratched: Jet Stream (#10), Chica Hottie (#6), She'sgotaccess (#9), Boogiewithmahbaby (#14), Miss Farstar (#11)



| | |
|--------------------------------|-------------------|
| Horse/Jockey Name | Our Benefit |
| Final Rank | 1 |
| Fastest Section Time (Section) | 0:08.33 (Overall) |
| Top Speed [km/h] (Section) | 67.5 (1000m) |
| Race State | Finished |



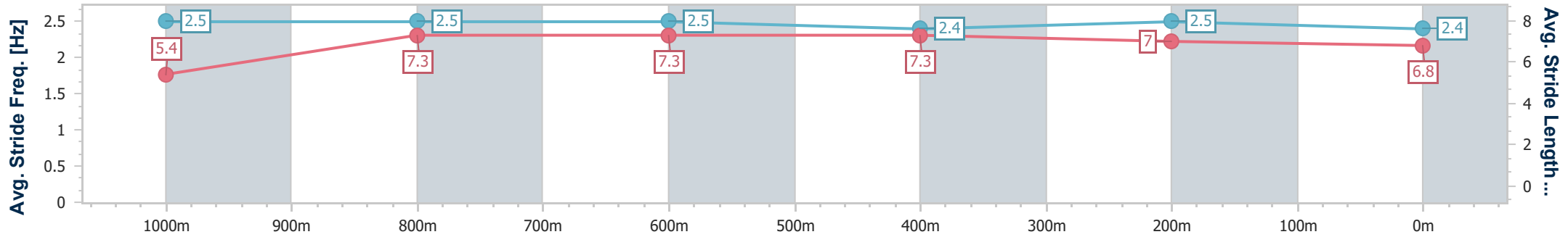
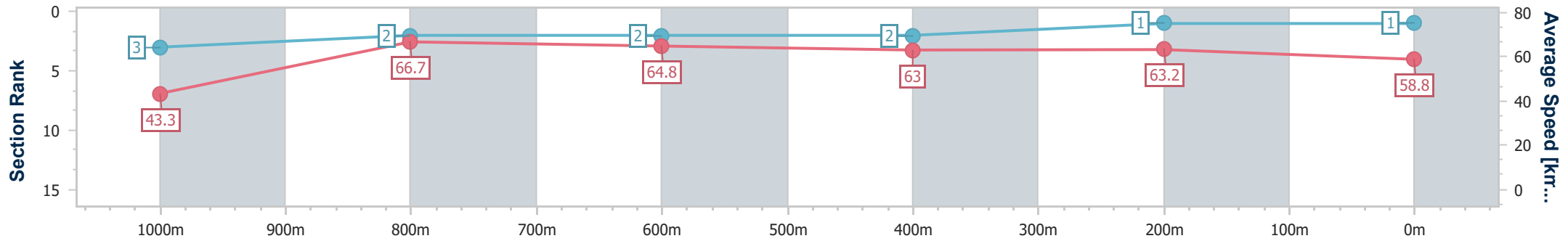
Mackay QLD Professional
Race 3: LADBROKE IT! QTIS Three-Year-Old Maiden Handicap - 1100m



27 May 2024 - 13:40

Track Rating: Good 4, Weather: Overcast, Rail Position: +2m Entire

| Section | Overall | 1000m | 800m | 600m | 400m | 200m |
|------------------------|--------------------------|--------------------------|--------------------------|--------------------------|--------------------------|--------------------------|
| Section Times | 1:05.33 [1] (0:08.33) | 0:57.00 [3] (0:10.83) | 0:46.17 [2] (0:11.04) | 0:35.13 [2] (0:11.42) | 0:23.71 [2] (0:11.45) | 0:12.26 [1] (0:12.26) |
| Average Speed [km/h] | 43.3 | 66.7 | 64.8 | 63.0 | 63.2 | 58.8 |
| Top Speed [km/h] | 63.9 | 67.5 | 66.2 | 64.2 | 64.5 | 62.4 |
| Avg. Dist. to Rail [m] | 2.5 | 0.6 | 0.7 | 0.7 | 3.4 | 6.2 |
| Avg. Stride Freq. [Hz] | 2.5 | 2.5 | 2.5 | 2.4 | 2.5 | 2.4 |
| Avg. Stride Length [m] | 5.4 | 7.3 | 7.3 | 7.3 | 7.0 | 6.8 |



- [] Ranking at each section and finish
- .-.- No data available at this section
- NA No data available



| | |
|--------------------------------|-------------------|
| Horse/Jockey Name | Wanderlei |
| Final Rank | 2 |
| Fastest Section Time (Section) | 0:08.59 (Overall) |
| Top Speed [km/h] (Section) | 66.2 (800m) |
| Race State | Finished |



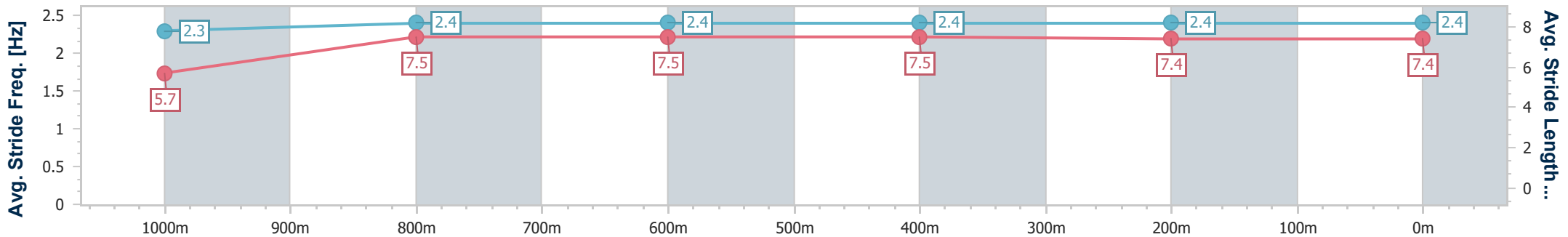
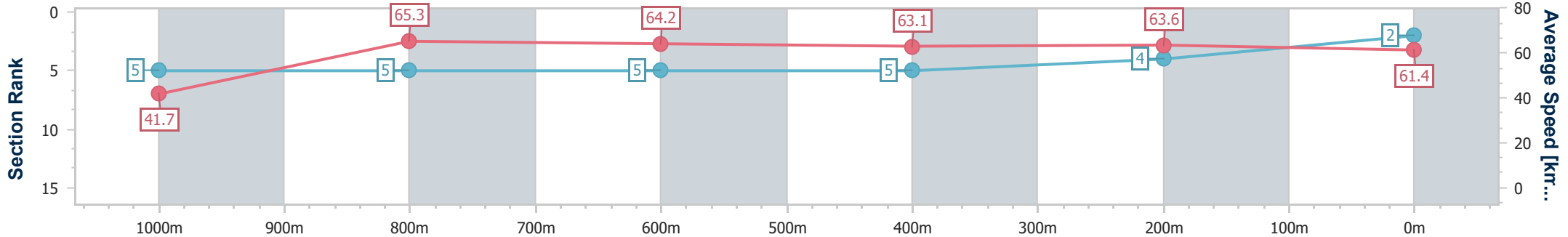
Mackay QLD Professional
Race 3: LADBROKE IT! QTIS Three-Year-Old Maiden Handicap - 1100m



27 May 2024 - 13:40

Track Rating: Good 4, Weather: Overcast, Rail Position: +2m Entire

| Section | Overall | 1000m | 800m | 600m | 400m | 200m |
|------------------------|--------------------------|--------------------------|--------------------------|--------------------------|--------------------------|-------------|
| Section Times | 1:05.42 [2] (0:08.59) | 0:56.83 [5] (0:11.11) | 0:45.72 [5] (0:11.15) | 0:34.57 [5] (0:11.49) | 0:23.08 [5] (0:11.37) | 0:11.71 [4] |
| Average Speed [km/h] | 41.7 | 65.3 | 64.2 | 63.1 | 63.6 | 61.4 |
| Top Speed [km/h] | 61.8 | 65.8 | 66.2 | 64.3 | 65.0 | 63.8 |
| Avg. Dist. to Rail [m] | 1.6 | 1.1 | 0.4 | 1.0 | 2.3 | 2.7 |
| Avg. Stride Freq. [Hz] | 2.3 | 2.4 | 2.4 | 2.4 | 2.4 | 2.4 |
| Avg. Stride Length [m] | 5.7 | 7.5 | 7.5 | 7.5 | 7.4 | 7.4 |



- [] Ranking at each section and finish
- .-.- No data available at this section
- NA No data available



| | |
|--------------------------------|-------------------|
| Horse/Jockey Name | Araceli |
| Final Rank | 3 |
| Fastest Section Time (Section) | 0:08.32 (Overall) |
| Top Speed [km/h] (Section) | 68.7 (1000m) |
| Race State | Finished |



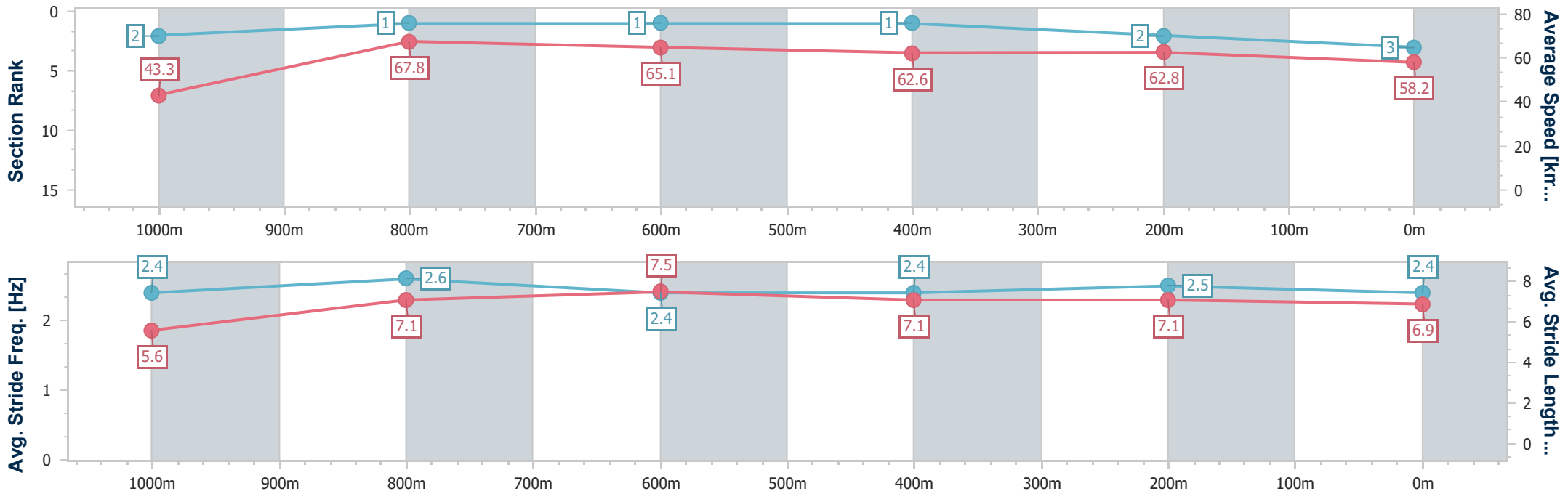
Mackay QLD Professional
Race 3: LADBROKE IT! QTIS Three-Year-Old Maiden Handicap - 1100m



27 May 2024 - 13:40

Track Rating: Good 4, Weather: Overcast, Rail Position: +2m Entire

| Section | Overall | 1000m | 800m | 600m | 400m | 200m |
|------------------------|--------------------------|--------------------------|--------------------------|--------------------------|--------------------------|--------------------------|
| Section Times | 1:05.48 [3] (0:08.32) | 0:57.16 [2] (0:10.68) | 0:46.48 [1] (0:11.08) | 0:35.40 [1] (0:11.53) | 0:23.87 [1] (0:11.51) | 0:12.36 [2] (0:12.36) |
| Average Speed [km/h] | 43.3 | 67.8 | 65.1 | 62.6 | 62.8 | 58.2 |
| Top Speed [km/h] | 65.7 | 68.7 | 66.2 | 64.2 | 63.5 | 61.8 |
| Avg. Dist. to Rail [m] | 7.0 | 1.7 | 0.6 | 0.6 | 1.5 | 2.9 |
| Avg. Stride Freq. [Hz] | 2.4 | 2.6 | 2.4 | 2.4 | 2.5 | 2.4 |
| Avg. Stride Length [m] | 5.6 | 7.1 | 7.5 | 7.1 | 7.1 | 6.9 |



- [] Ranking at each section and finish
- .-.- No data available at this section
- NA No data available



| | |
|--------------------------------|-------------------|
| Horse/Jockey Name | Datinka |
| Final Rank | 4 |
| Fastest Section Time (Section) | 0:08.65 (Overall) |
| Top Speed [km/h] (Section) | 65.4 (800m) |
| Race State | Finished |



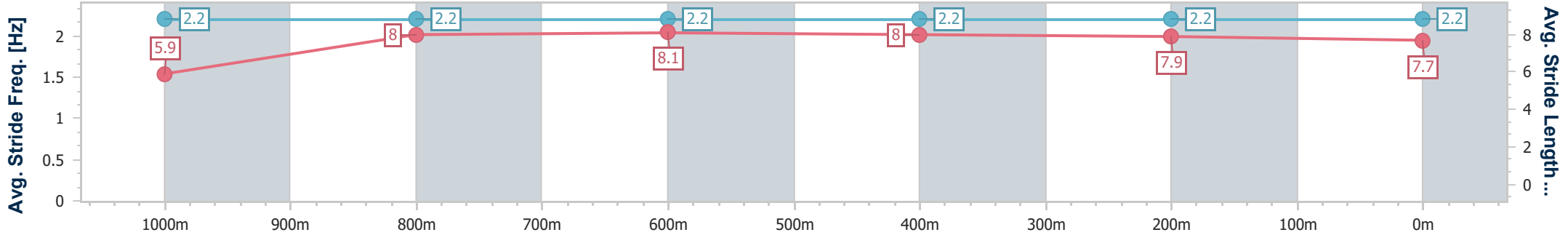
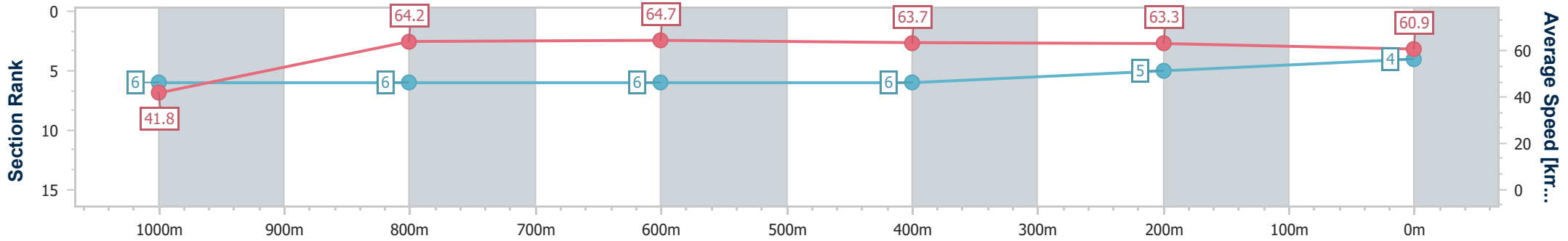
Mackay QLD Professional
Race 3: LADBROKE IT! QTIS Three-Year-Old Maiden Handicap - 1100m



27 May 2024 - 13:40

Track Rating: Good 4, Weather: Overcast, Rail Position: +2m Entire

| Section | Overall | 1000m | 800m | 600m | 400m | 200m |
|------------------------|--------------------------|--------------------------|--------------------------|--------------------------|--------------------------|--------------------------|
| Section Times | 1:05.59 [4] (0:08.65) | 0:56.94 [6] (0:11.25) | 0:45.69 [6] (0:11.12) | 0:34.57 [6] (0:11.33) | 0:23.24 [6] (0:11.41) | 0:11.83 [5] (0:11.83) |
| Average Speed [km/h] | 41.8 | 64.2 | 64.7 | 63.7 | 63.3 | 60.9 |
| Top Speed [km/h] | 61.0 | 65.3 | 65.4 | 64.0 | 64.2 | 63.6 |
| Avg. Dist. to Rail [m] | 5.0 | 1.3 | 1.1 | 0.7 | 3.3 | 5.0 |
| Avg. Stride Freq. [Hz] | 2.2 | 2.2 | 2.2 | 2.2 | 2.2 | 2.2 |
| Avg. Stride Length [m] | 5.9 | 8.0 | 8.1 | 8.0 | 7.9 | 7.7 |



- [] Ranking at each section and finish
- .-.- No data available at this section
- NA No data available



| | |
|--------------------------------|-------------------|
| Horse/Jockey Name | Sir Zabeerro |
| Final Rank | 5 |
| Fastest Section Time (Section) | 0:09.04 (Overall) |
| Top Speed [km/h] (Section) | 67.3 (800m) |
| Race State | Finished |



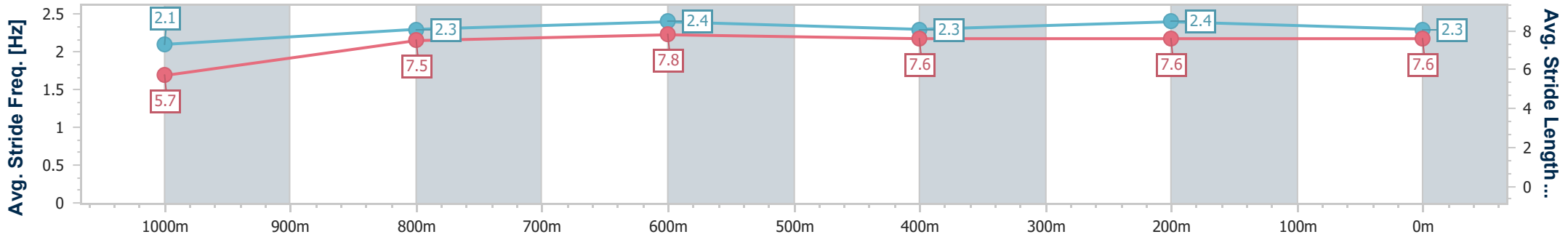
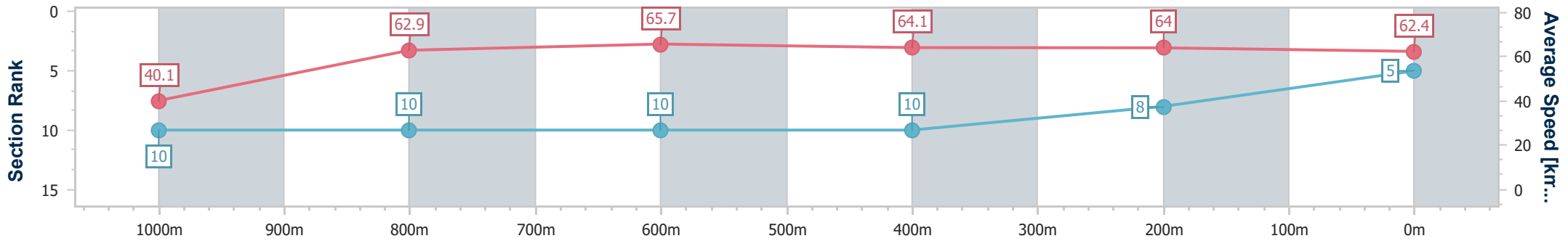
Mackay QLD Professional
Race 3: LADBROKE IT! QTIS Three-Year-Old Maiden Handicap - 1100m



27 May 2024 - 13:40

Track Rating: Good 4, Weather: Overcast, Rail Position: +2m Entire

| Section | Overall | 1000m | 800m | 600m | 400m | 200m |
|------------------------|--------------------------|---------------------------|---------------------------|---------------------------|---------------------------|--------------------------|
| Section Times | 1:05.63 [5] (0:09.04) | 0:56.59 [10] (0:11.51) | 0:45.08 [10] (0:10.93) | 0:34.15 [10] (0:11.29) | 0:22.86 [10] (0:11.29) | 0:11.57 [8] (0:11.57) |
| Average Speed [km/h] | 40.1 | 62.9 | 65.7 | 64.1 | 64.0 | 62.4 |
| Top Speed [km/h] | 57.1 | 67.3 | 67.3 | 65.3 | 65.4 | 65.2 |
| Avg. Dist. to Rail [m] | 6.2 | 1.6 | 0.4 | 0.7 | 4.6 | 7.1 |
| Avg. Stride Freq. [Hz] | 2.1 | 2.3 | 2.4 | 2.3 | 2.4 | 2.3 |
| Avg. Stride Length [m] | 5.7 | 7.5 | 7.8 | 7.6 | 7.6 | 7.6 |



- [] Ranking at each section and finish
- .-.- No data available at this section
- NA No data available



| | |
|--------------------------------|-------------------|
| Horse/Jockey Name | Our Berlinetta |
| Final Rank | 6 |
| Fastest Section Time (Section) | 0:08.41 (Overall) |
| Top Speed [km/h] (Section) | 67.8 (1000m) |
| Race State | Finished |



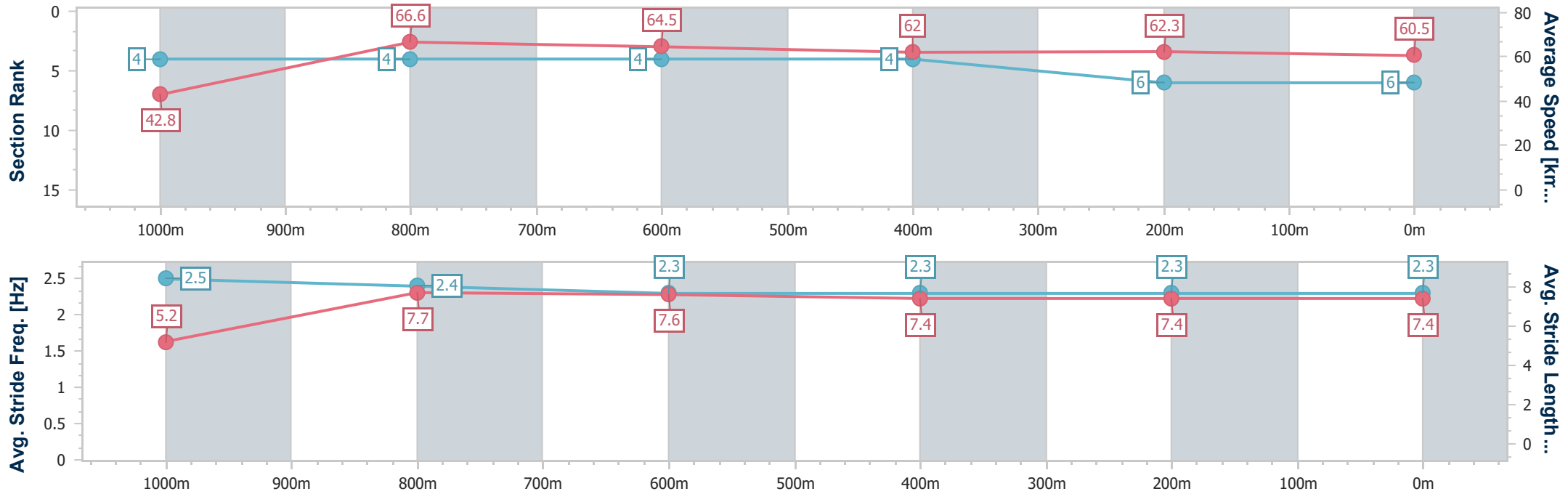
Mackay QLD Professional
Race 3: LADBROKE IT! QTIS Three-Year-Old Maiden Handicap - 1100m



27 May 2024 - 13:40

Track Rating: Good 4, Weather: Overcast, Rail Position: +2m Entire

| Section | Overall | 1000m | 800m | 600m | 400m | 200m |
|------------------------|--------------------------|--------------------------|--------------------------|--------------------------|--------------------------|--------------------------|
| Section Times | 1:05.72 [6] (0:08.41) | 0:57.31 [4] (0:10.91) | 0:46.40 [4] (0:11.21) | 0:35.19 [4] (0:11.70) | 0:23.49 [4] (0:11.56) | 0:11.93 [6] (0:11.93) |
| Average Speed [km/h] | 42.8 | 66.6 | 64.5 | 62.0 | 62.3 | 60.5 |
| Top Speed [km/h] | 64.8 | 67.8 | 66.5 | 63.5 | 63.3 | 62.5 |
| Avg. Dist. to Rail [m] | 3.8 | 1.9 | 2.4 | 1.1 | 1.4 | 2.2 |
| Avg. Stride Freq. [Hz] | 2.5 | 2.4 | 2.3 | 2.3 | 2.3 | 2.3 |
| Avg. Stride Length [m] | 5.2 | 7.7 | 7.6 | 7.4 | 7.4 | 7.4 |





| | |
|--------------------------------|-------------------|
| Horse/Jockey Name | Twenty Three Wall |
| Final Rank | 7 |
| Fastest Section Time (Section) | 0:09.03 (Overall) |
| Top Speed [km/h] (Section) | 66.6 (800m) |
| Race State | Finished |



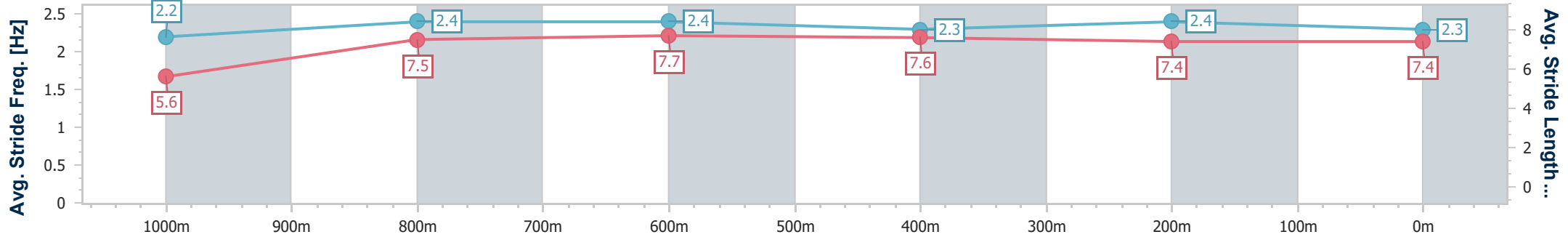
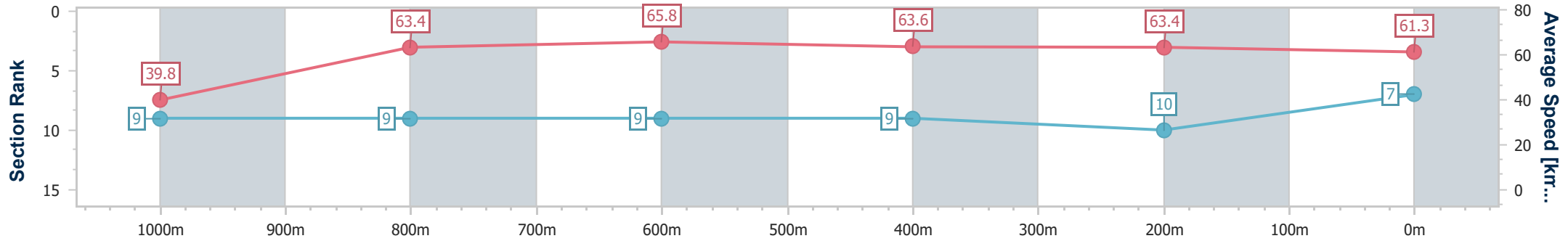
Mackay QLD Professional
Race 3: LADBROKE IT! QTIS Three-Year-Old Maiden Handicap - 1100m



27 May 2024 - 13:40

Track Rating: Good 4, Weather: Overcast, Rail Position: +2m Entire

| Section | Overall | 1000m | 800m | 600m | 400m | 200m |
|------------------------|--------------------------|--------------------------|--------------------------|--------------------------|--------------------------|---------------------------|
| Section Times | 1:05.90 [7] (0:09.03) | 0:56.87 [9] (0:11.39) | 0:45.48 [9] (0:10.97) | 0:34.51 [9] (0:11.37) | 0:23.14 [9] (0:11.37) | 0:11.77 [10] (0:11.77) |
| Average Speed [km/h] | 39.8 | 63.4 | 65.8 | 63.6 | 63.4 | 61.3 |
| Top Speed [km/h] | 60.2 | 65.6 | 66.6 | 64.6 | 64.7 | 64.7 |
| Avg. Dist. to Rail [m] | 3.3 | 0.9 | 0.4 | 1.1 | 2.1 | 1.6 |
| Avg. Stride Freq. [Hz] | 2.2 | 2.4 | 2.4 | 2.3 | 2.4 | 2.3 |
| Avg. Stride Length [m] | 5.6 | 7.5 | 7.7 | 7.6 | 7.4 | 7.4 |



- [] Ranking at each section and finish
- .-.- No data available at this section
- NA No data available



| | |
|--------------------------------|-------------------|
| Horse/Jockey Name | Sergeant's Pride |
| Final Rank | 8 |
| Fastest Section Time (Section) | 0:08.80 (Overall) |
| Top Speed [km/h] (Section) | 65.9 (800m) |
| Race State | Finished |



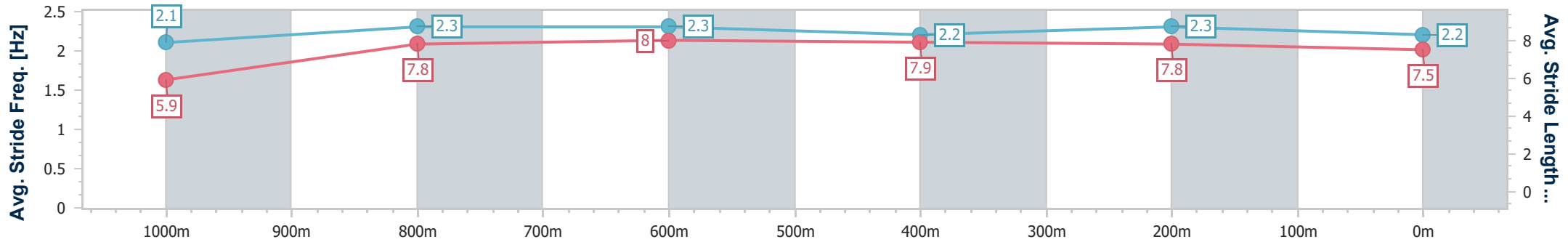
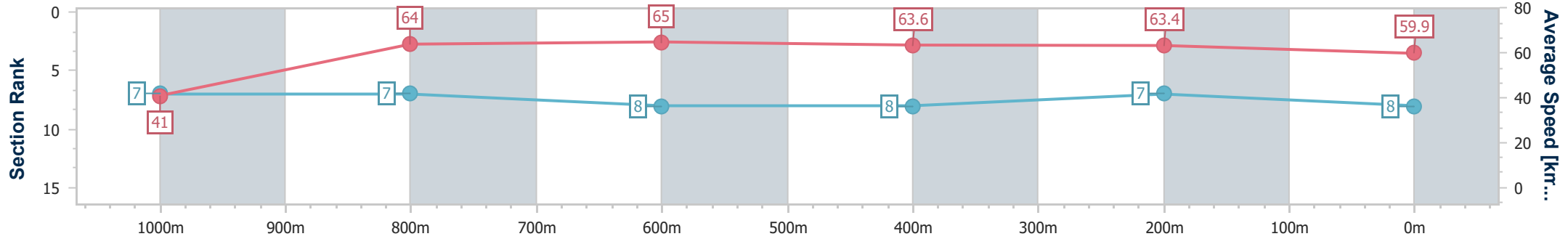
Mackay QLD Professional
Race 3: LADBROKE IT! QTIS Three-Year-Old Maiden Handicap - 1100m



27 May 2024 - 13:40

Track Rating: Good 4, Weather: Overcast, Rail Position: +2m Entire

| Section | Overall | 1000m | 800m | 600m | 400m | 200m |
|------------------------|--------------------------|--------------------------|--------------------------|--------------------------|--------------------------|--------------------------|
| Section Times | 1:06.05 [8] (0:08.80) | 0:57.25 [7] (0:11.30) | 0:45.95 [7] (0:11.11) | 0:34.84 [8] (0:11.50) | 0:23.34 [8] (0:11.33) | 0:12.01 [7] (0:12.01) |
| Average Speed [km/h] | 41.0 | 64.0 | 65.0 | 63.6 | 63.4 | 59.9 |
| Top Speed [km/h] | 59.6 | 65.6 | 65.9 | 64.1 | 64.5 | 63.1 |
| Avg. Dist. to Rail [m] | 2.7 | 1.3 | 1.8 | 1.6 | 2.3 | 3.5 |
| Avg. Stride Freq. [Hz] | 2.1 | 2.3 | 2.3 | 2.2 | 2.3 | 2.2 |
| Avg. Stride Length [m] | 5.9 | 7.8 | 8.0 | 7.9 | 7.8 | 7.5 |



- [] Ranking at each section and finish
- .-.- No data available at this section
- NA No data available



| | |
|--------------------------------|-------------------|
| Horse/Jockey Name | Slasher |
| Final Rank | 9 |
| Fastest Section Time (Section) | 0:08.96 (Overall) |
| Top Speed [km/h] (Section) | 67.1 (800m) |
| Race State | Finished |



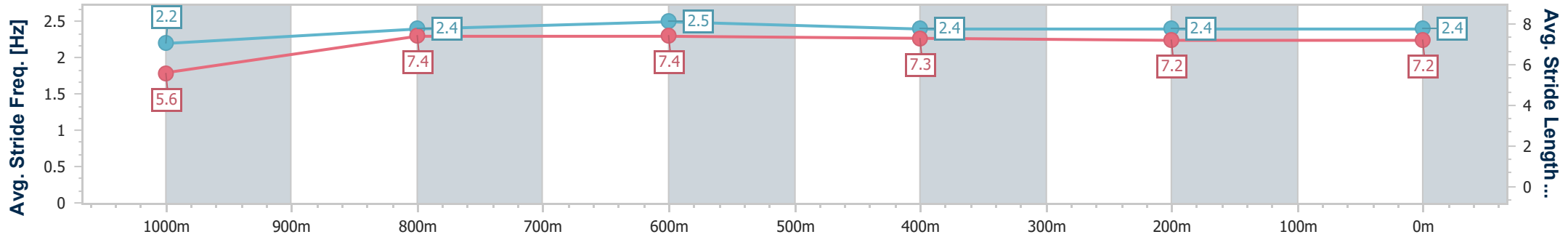
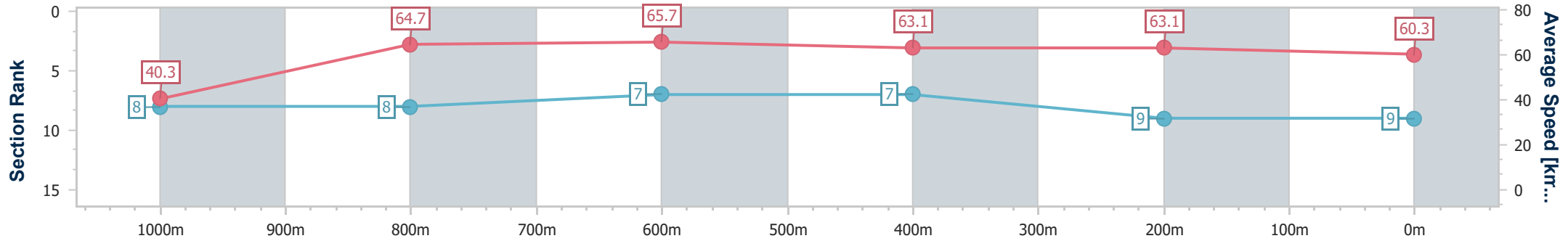
Mackay QLD Professional
Race 3: LADBROKE IT! QTIS Three-Year-Old Maiden Handicap - 1100m



27 May 2024 - 13:40

Track Rating: Good 4, Weather: Overcast, Rail Position: +2m Entire

| Section | Overall | 1000m | 800m | 600m | 400m | 200m |
|------------------------|--------------------------|--------------------------|--------------------------|--------------------------|--------------------------|--------------------------|
| Section Times | 1:06.09 [9] (0:08.96) | 0:57.13 [8] (0:11.18) | 0:45.95 [8] (0:10.94) | 0:35.01 [7] (0:11.56) | 0:23.45 [7] (0:11.47) | 0:11.98 [9] (0:11.98) |
| Average Speed [km/h] | 40.3 | 64.7 | 65.7 | 63.1 | 63.1 | 60.3 |
| Top Speed [km/h] | 60.0 | 66.9 | 67.1 | 64.8 | 63.8 | 62.5 |
| Avg. Dist. to Rail [m] | 4.4 | 1.0 | 0.6 | 1.9 | 4.4 | 5.8 |
| Avg. Stride Freq. [Hz] | 2.2 | 2.4 | 2.5 | 2.4 | 2.4 | 2.4 |
| Avg. Stride Length [m] | 5.6 | 7.4 | 7.4 | 7.3 | 7.2 | 7.2 |



- [] Ranking at each section and finish
- .-.- No data available at this section
- NA No data available



| | |
|--------------------------------|-------------------|
| Horse/Jockey Name | Zaboog |
| Final Rank | 10 |
| Fastest Section Time (Section) | 0:08.25 (Overall) |
| Top Speed [km/h] (Section) | 67.9 (1000m) |
| Race State | Finished |



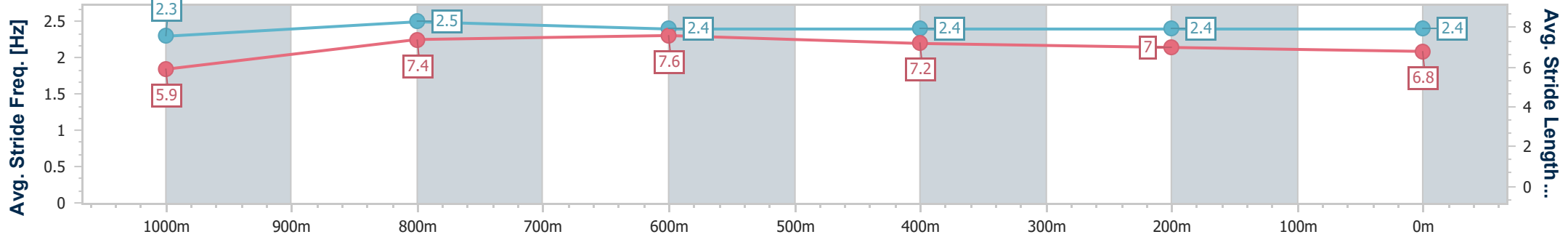
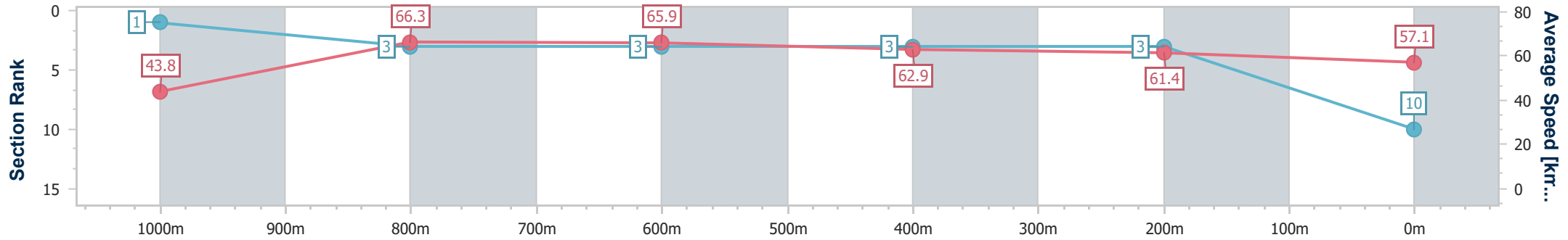
Mackay QLD Professional
Race 3: LADBROKE IT! QTIS Three-Year-Old Maiden Handicap - 1100m



27 May 2024 - 13:40

Track Rating: Good 4, Weather: Overcast, Rail Position: +2m Entire

| Section | Overall | 1000m | 800m | 600m | 400m | 200m |
|------------------------|---------------------------|--------------------------|--------------------------|--------------------------|--------------------------|--------------------------|
| Section Times | 1:06.17 [10] (0:08.25) | 0:57.92 [1] (0:10.97) | 0:46.95 [3] (0:10.98) | 0:35.97 [3] (0:11.56) | 0:24.41 [3] (0:11.80) | 0:12.61 [3] (0:12.61) |
| Average Speed [km/h] | 43.8 | 66.3 | 65.9 | 62.9 | 61.4 | 57.1 |
| Top Speed [km/h] | 62.9 | 67.9 | 66.9 | 64.9 | 63.3 | 60.2 |
| Avg. Dist. to Rail [m] | 8.9 | 3.7 | 1.4 | 1.5 | 4.5 | 6.0 |
| Avg. Stride Freq. [Hz] | 2.3 | 2.5 | 2.4 | 2.4 | 2.4 | 2.4 |
| Avg. Stride Length [m] | 5.9 | 7.4 | 7.6 | 7.2 | 7.0 | 6.8 |



- [] Ranking at each section and finish
- .-.- No data available at this section
- NA No data available



Mackay QLD Professional
Race 4: BOOK FOR SPORTSMAN LUNCHEON FRIDAY 9TH AUGUST
Class 6 Plate - 1100m
27 May 2024 - 14:15



MACKAY TURF CLUB
 Ooralea Racecourse

Track Rating: Good 4, Weather: Overcast, Rail Position: +2m Entire

| Section | | Overall | 1000m | 800m | 600m | 400m | 200m | Last 600m | | | | | |
|-------------|---|----------------------|----------------------|----------------------|--------------------------|--------------------------|--------------------------|--------------------------|--------------------------|--------------------------|---------|------------------------|----|
| Field Times | | 1:03.96 (0:08.02) | 0:55.94 (0:11.01) | 0:44.93 (0:11.01) | 0:33.92 (0:11.08) | 0:22.84 (0:11.07) | 0:11.77 (0:11.77) | 0:33.92 | | | | | |
| Rank | TAB Horse/Jockey | Barrier | Top Speed [km/h] | Fastest Section | | | | | | | Margin | Distance Travelled [m] | |
| 1 | 8 BOLD HUNTER McKenzie Apel | 1 | 67.0 800m | 0:08.02 Overall | 1:03.96 [1] (0:08.02) | 0:55.94 [1] (0:11.01) | 0:44.93 [1] (0:11.05) | 0:33.88 [2] (0:11.04) | 0:22.84 [1] (0:11.10) | 0:11.74 [2] (0:11.74) | 1:03.96 | 0:33.88 | |
| 2 | 3 JUST SUPER Ryan Wiggins | 5 | 66.8 800m | 0:08.16 Overall | 1:04.05 [2] (0:08.16) | 0:55.89 [4] (0:11.12) | 0:44.77 [5] (0:10.96) | 0:33.81 [5] (0:10.91) | 0:22.90 [2] (0:11.04) | 0:11.86 [1] (0:11.86) | 0.49L | 0:33.81 | +0 |
| 3 | 4 OUTBACK ACTION Chris Whiteley | 3 | 67.5 1000m | 0:08.35 Overall | 1:04.11 [3] (0:08.35) | 0:55.76 [6] (0:10.90) | 0:44.86 [4] (0:10.97) | 0:33.89 [4] (0:11.08) | 0:22.81 [5] (0:11.15) | 0:11.66 [5] (0:11.66) | 0.86L | 0:33.89 | +5 |
| 4 | 9 FLYING SHAMUS Brooke Johnson | 4 | 66.7 1000m | 0:08.06 Overall | 1:04.19 [4] (0:08.06) | 0:56.13 [2] (0:11.08) | 0:45.05 [2] (0:10.97) | 0:34.08 [3] (0:11.11) | 0:22.97 [4] (0:11.19) | 0:11.78 [4] (0:11.78) | 1.33L | 0:34.08 | +2 |
| 5 | 2 LETMELETGO Ashley Butler | 6 | 68.5 800m | 0:08.08 Overall | 1:04.42 [5] (0:08.08) | 0:56.34 [3] (0:11.15) | 0:45.19 [3] (0:10.81) | 0:34.38 [1] (0:11.15) | 0:23.23 [3] (0:11.19) | 0:12.04 [3] (0:12.04) | 2.66L | 0:34.38 | +7 |
| 6 | 5 SABOR Georgina Cartwright | 2 | 66.5 1000m | 0:08.29 Overall | 1:04.45 [6] (0:08.29) | 0:56.16 [5] (0:11.05) | 0:45.11 [6] (0:11.07) | 0:34.04 [7] (0:11.21) | 0:22.83 [6] (0:11.13) | 0:11.70 [6] (0:11.70) | 2.87L | 0:34.04 | +4 |
| 7 | 1 DR NEIGH Justin Stanley | 9 | 68.2 1000m | 0:08.74 Overall | 1:04.94 [7] (0:08.74) | 0:56.20 [8] (0:10.86) | 0:45.34 [8] (0:11.04) | 0:34.30 [8] (0:11.16) | 0:23.14 [8] (0:11.25) | 0:11.89 [7] (0:11.89) | 5.75L | 0:34.30 | +4 |
| 8 | 7 SOUTH PARADE Nathan Thomas | 7 | 67.9 800m | 0:08.46 Overall | 1:06.00 [8] (0:08.46) | 0:57.54 [7] (0:10.93) | 0:46.61 [7] (0:10.89) | 0:35.72 [6] (0:11.35) | 0:24.37 [7] (0:11.54) | 0:12.83 [8] (0:12.83) | 11.98L | 0:35.72 | +6 |

Scratched: Sensationabull (#6)

[] Ranking at each section and finish
 -:-:- No data available at this section
 NA No data available

SCN Saddle cloth number
 DNF Did not finish
 DNT Did not track



| | |
|--------------------------------|-------------------|
| Horse/Jockey Name | Bold Hunter |
| Final Rank | 1 |
| Fastest Section Time (Section) | 0:08.02 (Overall) |
| Top Speed [km/h] (Section) | 67.0 (800m) |
| Race State | Finished |

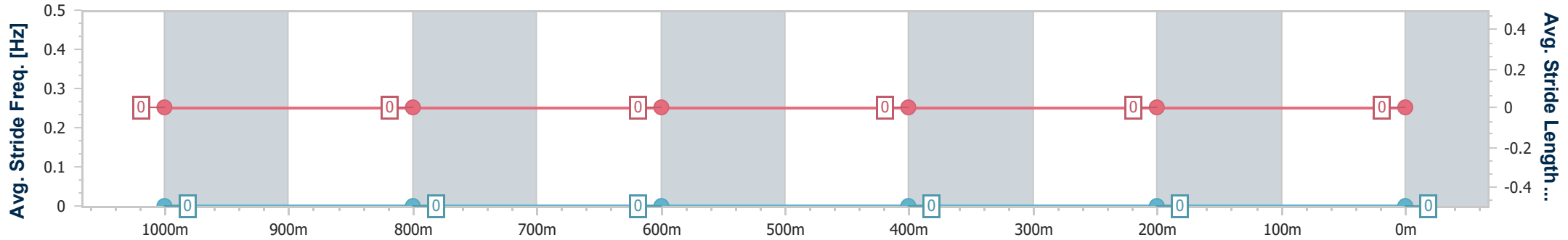
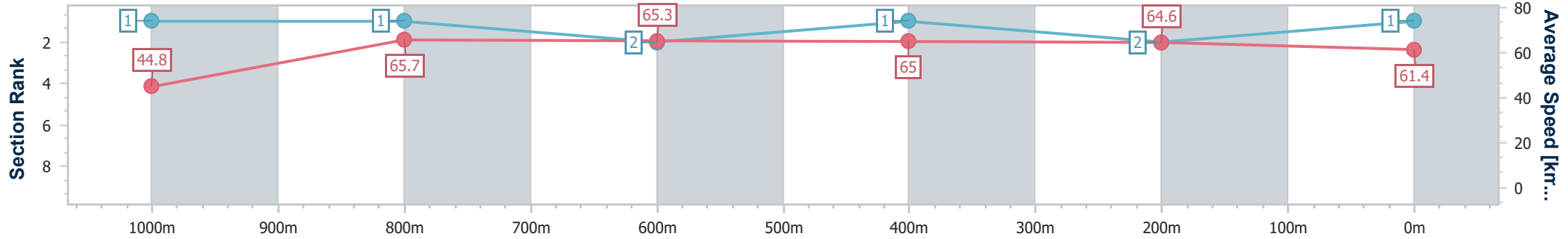


Mackay QLD Professional
 Race 4: BOOK FOR SPORTSMAN LUNCHEON FRIDAY 9TH
 AUGUST Class 6 Plate - 1100m
 27 May 2024 - 14:15



Track Rating: Good 4, Weather: Overcast, Rail Position: +2m Entire

| Section | Overall | 1000m | 800m | 600m | 400m | 200m |
|------------------------|--------------------------|--------------------------|--------------------------|--------------------------|--------------------------|--------------------------|
| Section Times | 1:03.96 [1] (0:08.02) | 0:55.94 [1] (0:11.01) | 0:44.93 [1] (0:11.05) | 0:33.88 [2] (0:11.04) | 0:22.84 [1] (0:11.10) | 0:11.74 [2] (0:11.74) |
| Average Speed [km/h] | 44.8 | 65.7 | 65.3 | 65.0 | 64.6 | 61.4 |
| Top Speed [km/h] | 62.8 | 66.5 | 67.0 | 65.4 | 65.8 | 63.8 |
| Avg. Dist. to Rail [m] | 2.4 | 1.6 | 1.4 | 0.6 | 1.2 | 2.4 |
| Avg. Stride Freq. [Hz] | --- | --- | --- | --- | --- | --- |
| Avg. Stride Length [m] | --- | --- | --- | --- | --- | --- |



- [] Ranking at each section and finish
- No data available at this section
- NA No data available



| | |
|--------------------------------|-------------------|
| Horse/Jockey Name | Just Super |
| Final Rank | 2 |
| Fastest Section Time (Section) | 0:08.16 (Overall) |
| Top Speed [km/h] (Section) | 66.8 (800m) |
| Race State | Finished |

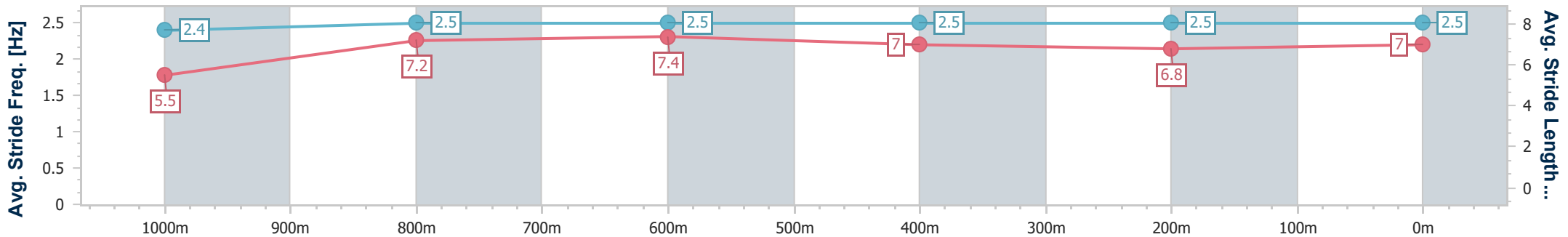
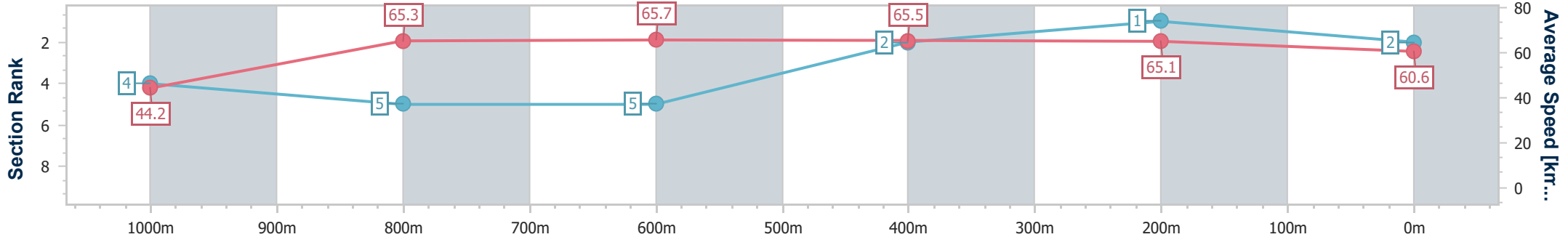


Mackay QLD Professional
 Race 4: BOOK FOR SPORTSMAN LUNCHEON FRIDAY 9TH
 AUGUST Class 6 Plate - 1100m
 27 May 2024 - 14:15



Track Rating: Good 4, Weather: Overcast, Rail Position: +2m Entire

| Section | Overall | 1000m | 800m | 600m | 400m | 200m |
|------------------------|--------------------------|--------------------------|--------------------------|--------------------------|--------------------------|--------------------------|
| Section Times | 1:04.05 [2] (0:08.16) | 0:55.89 [4] (0:11.12) | 0:44.77 [5] (0:10.96) | 0:33.81 [5] (0:10.91) | 0:22.90 [2] (0:11.04) | 0:11.86 [1] (0:11.86) |
| Average Speed [km/h] | 44.2 | 65.3 | 65.7 | 65.5 | 65.1 | 60.6 |
| Top Speed [km/h] | 61.7 | 66.4 | 66.8 | 66.3 | 65.5 | 64.2 |
| Avg. Dist. to Rail [m] | 4.4 | 2.4 | 1.1 | 0.9 | 1.5 | 3.8 |
| Avg. Stride Freq. [Hz] | 2.4 | 2.5 | 2.5 | 2.5 | 2.5 | 2.5 |
| Avg. Stride Length [m] | 5.5 | 7.2 | 7.4 | 7.0 | 6.8 | 7.0 |



- [] Ranking at each section and finish
- .-.- No data available at this section
- NA No data available



| | |
|--------------------------------|-------------------|
| Horse/Jockey Name | Outback Action |
| Final Rank | 3 |
| Fastest Section Time (Section) | 0:08.35 (Overall) |
| Top Speed [km/h] (Section) | 67.5 (1000m) |
| Race State | Finished |



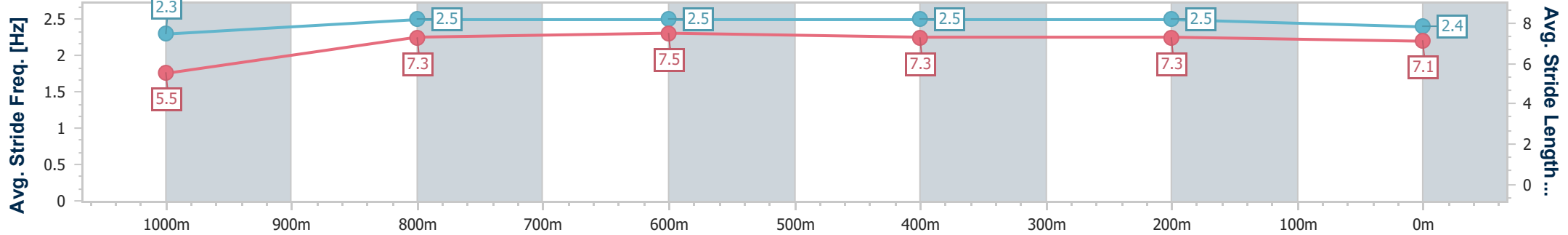
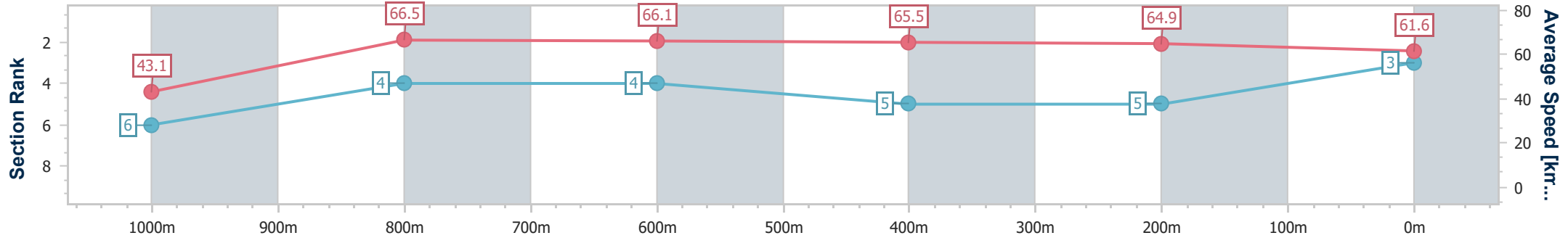
Mackay QLD Professional
 Race 4: BOOK FOR SPORTSMAN LUNCHEON FRIDAY 9TH
 AUGUST Class 6 Plate - 1100m



27 May 2024 - 14:15

Track Rating: Good 4, Weather: Overcast, Rail Position: +2m Entire

| Section | Overall | 1000m | 800m | 600m | 400m | 200m |
|------------------------|--------------------------|--------------------------|--------------------------|--------------------------|--------------------------|--------------------------|
| Section Times | 1:04.11 [3] (0:08.35) | 0:55.76 [6] (0:10.90) | 0:44.86 [4] (0:10.97) | 0:33.89 [4] (0:11.08) | 0:22.81 [5] (0:11.15) | 0:11.66 [5] (0:11.66) |
| Average Speed [km/h] | 43.1 | 66.5 | 66.1 | 65.5 | 64.9 | 61.6 |
| Top Speed [km/h] | 62.8 | 67.5 | 66.6 | 66.1 | 66.3 | 64.3 |
| Avg. Dist. to Rail [m] | 3.0 | 1.4 | 1.6 | 1.1 | 4.2 | 6.9 |
| Avg. Stride Freq. [Hz] | 2.3 | 2.5 | 2.5 | 2.5 | 2.5 | 2.4 |
| Avg. Stride Length [m] | 5.5 | 7.3 | 7.5 | 7.3 | 7.3 | 7.1 |



- [] Ranking at each section and finish
- .-.- No data available at this section
- NA No data available



| | |
|--------------------------------|-------------------|
| Horse/Jockey Name | Flying Shamus |
| Final Rank | 4 |
| Fastest Section Time (Section) | 0:08.06 (Overall) |
| Top Speed [km/h] (Section) | 66.7 (1000m) |
| Race State | Finished |

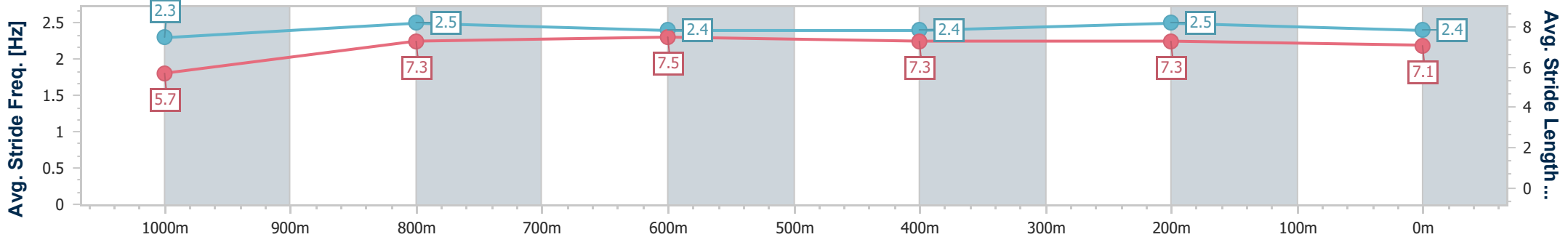
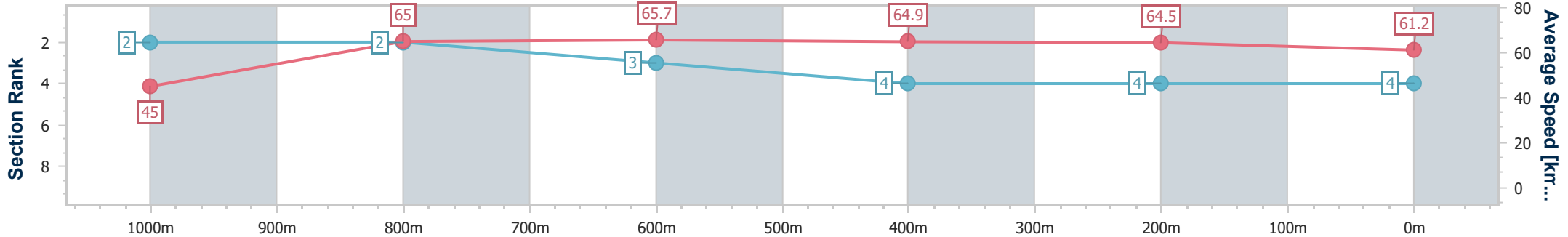


Mackay QLD Professional
 Race 4: BOOK FOR SPORTSMAN LUNCHEON FRIDAY 9TH
 AUGUST Class 6 Plate - 1100m
 27 May 2024 - 14:15



Track Rating: Good 4, Weather: Overcast, Rail Position: +2m Entire

| Section | Overall | 1000m | 800m | 600m | 400m | 200m |
|------------------------|--------------------------|--------------------------|--------------------------|--------------------------|--------------------------|--------------------------|
| Section Times | 1:04.19 [4] (0:08.06) | 0:56.13 [2] (0:11.08) | 0:45.05 [2] (0:10.97) | 0:34.08 [3] (0:11.11) | 0:22.97 [4] (0:11.19) | 0:11.78 [4] (0:11.78) |
| Average Speed [km/h] | 45.0 | 65.0 | 65.7 | 64.9 | 64.5 | 61.2 |
| Top Speed [km/h] | 61.1 | 66.7 | 66.5 | 66.5 | 64.8 | 64.1 |
| Avg. Dist. to Rail [m] | 3.3 | 0.7 | 0.2 | 0.4 | 1.5 | 1.5 |
| Avg. Stride Freq. [Hz] | 2.3 | 2.5 | 2.4 | 2.4 | 2.5 | 2.4 |
| Avg. Stride Length [m] | 5.7 | 7.3 | 7.5 | 7.3 | 7.3 | 7.1 |



- [] Ranking at each section and finish
- .-.- No data available at this section
- NA No data available



| | |
|--------------------------------|-------------------|
| Horse/Jockey Name | Letmeletgo |
| Final Rank | 5 |
| Fastest Section Time (Section) | 0:08.08 (Overall) |
| Top Speed [km/h] (Section) | 68.5 (800m) |
| Race State | Finished |

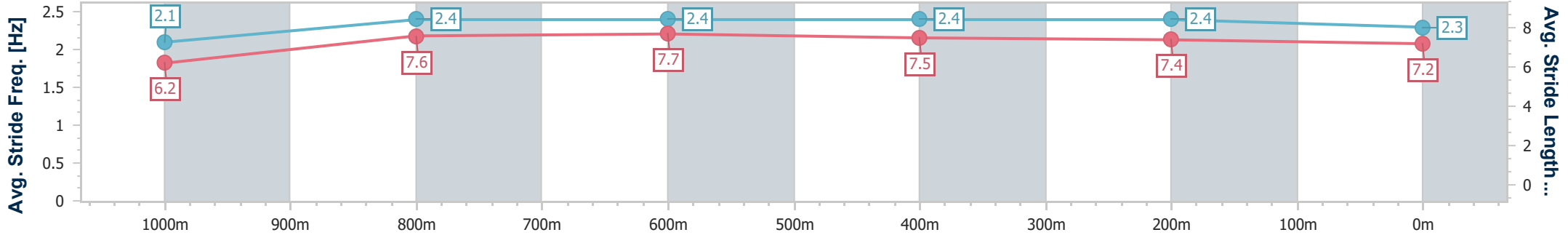
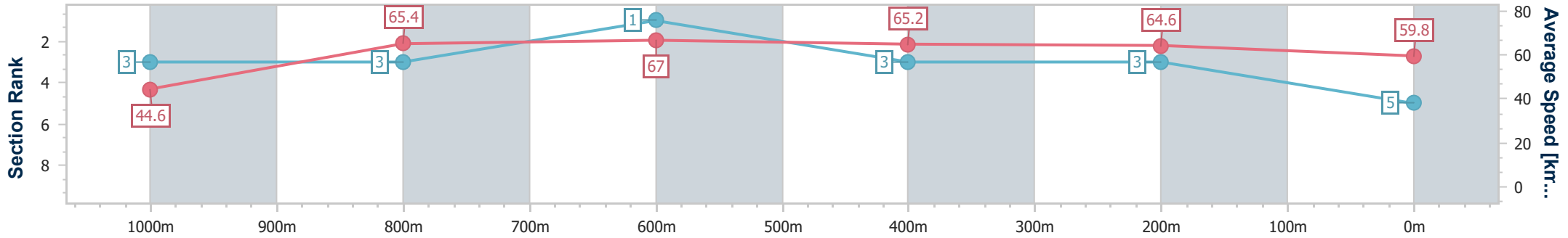


Mackay QLD Professional
 Race 4: BOOK FOR SPORTSMAN LUNCHEON FRIDAY 9TH
 AUGUST Class 6 Plate - 1100m
 27 May 2024 - 14:15



Track Rating: Good 4, Weather: Overcast, Rail Position: +2m Entire

| Section | Overall | 1000m | 800m | 600m | 400m | 200m |
|------------------------|--------------------------|--------------------------|--------------------------|--------------------------|--------------------------|--------------------------|
| Section Times | 1:04.42 [5] (0:08.08) | 0:56.34 [3] (0:11.15) | 0:45.19 [3] (0:10.81) | 0:34.38 [1] (0:11.15) | 0:23.23 [3] (0:11.19) | 0:12.04 [3] (0:12.04) |
| Average Speed [km/h] | 44.6 | 65.4 | 67.0 | 65.2 | 64.6 | 59.8 |
| Top Speed [km/h] | 63.6 | 67.4 | 68.5 | 67.5 | 65.8 | 63.3 |
| Avg. Dist. to Rail [m] | 6.3 | 3.6 | 2.3 | 1.1 | 3.3 | 5.7 |
| Avg. Stride Freq. [Hz] | 2.1 | 2.4 | 2.4 | 2.4 | 2.4 | 2.3 |
| Avg. Stride Length [m] | 6.2 | 7.6 | 7.7 | 7.5 | 7.4 | 7.2 |



- [] Ranking at each section and finish
- .-.- No data available at this section
- NA No data available



| | |
|--------------------------------|-------------------|
| Horse/Jockey Name | Sabor |
| Final Rank | 6 |
| Fastest Section Time (Section) | 0:08.29 (Overall) |
| Top Speed [km/h] (Section) | 66.5 (1000m) |
| Race State | Finished |

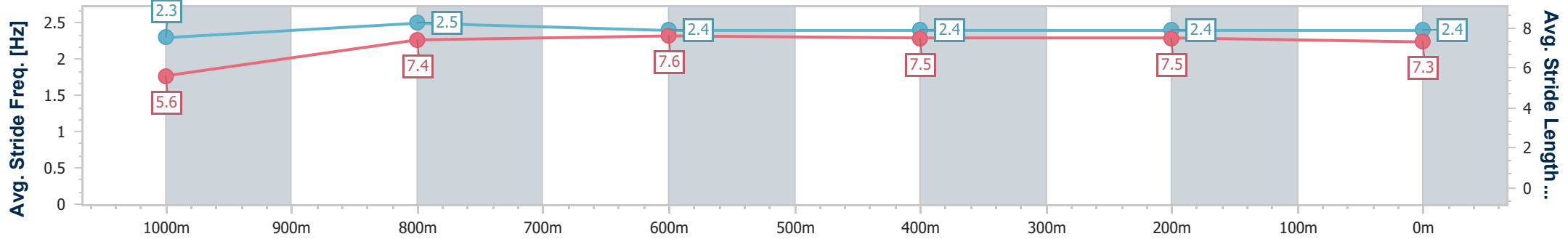
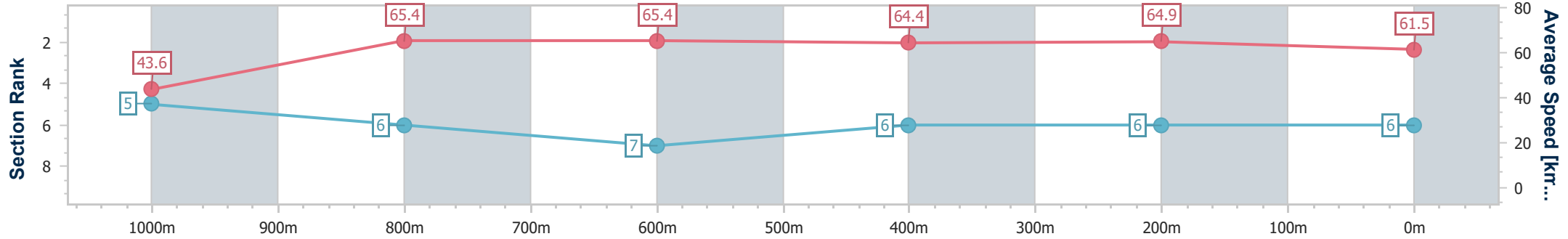


Mackay QLD Professional
 Race 4: BOOK FOR SPORTSMAN LUNCHEON FRIDAY 9TH
 AUGUST Class 6 Plate - 1100m
 27 May 2024 - 14:15



Track Rating: Good 4, Weather: Overcast, Rail Position: +2m Entire

| Section | Overall | 1000m | 800m | 600m | 400m | 200m |
|------------------------|--------------------------|--------------------------|--------------------------|--------------------------|--------------------------|--------------------------|
| Section Times | 1:04.45 [6] (0:08.29) | 0:56.16 [5] (0:11.05) | 0:45.11 [6] (0:11.07) | 0:34.04 [7] (0:11.21) | 0:22.83 [6] (0:11.13) | 0:11.70 [6] (0:11.70) |
| Average Speed [km/h] | 43.6 | 65.4 | 65.4 | 64.4 | 64.9 | 61.5 |
| Top Speed [km/h] | 62.4 | 66.5 | 66.0 | 65.1 | 66.4 | 64.3 |
| Avg. Dist. to Rail [m] | 2.9 | 1.4 | 1.2 | 0.9 | 1.8 | 4.9 |
| Avg. Stride Freq. [Hz] | 2.3 | 2.5 | 2.4 | 2.4 | 2.4 | 2.4 |
| Avg. Stride Length [m] | 5.6 | 7.4 | 7.6 | 7.5 | 7.5 | 7.3 |



- [] Ranking at each section and finish
- .-.- No data available at this section
- NA No data available



| | |
|--------------------------------|-------------------|
| Horse/Jockey Name | Dr Neigh |
| Final Rank | 7 |
| Fastest Section Time (Section) | 0:08.74 (Overall) |
| Top Speed [km/h] (Section) | 68.2 (1000m) |
| Race State | Finished |

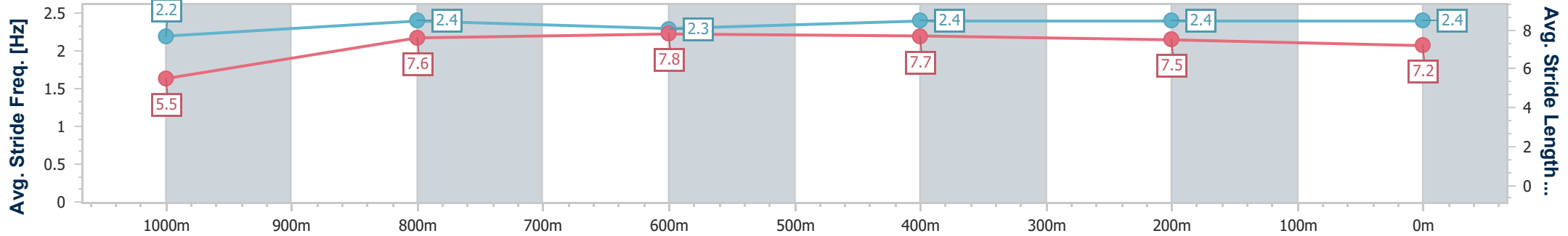
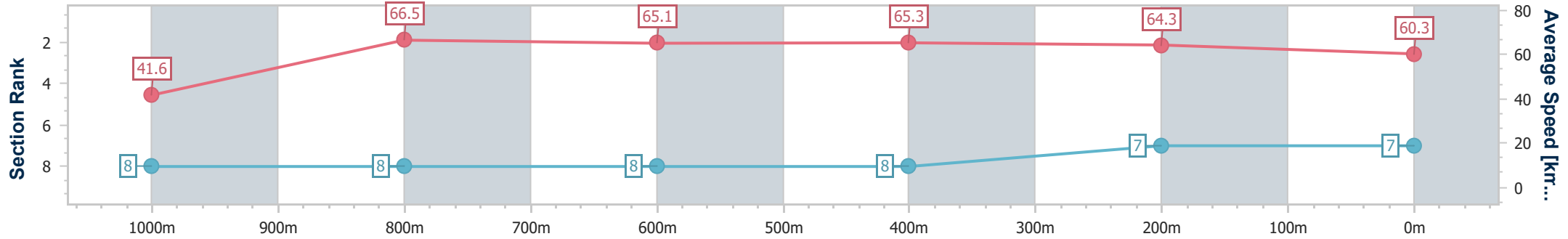


Mackay QLD Professional
 Race 4: BOOK FOR SPORTSMAN LUNCHEON FRIDAY 9TH
 AUGUST Class 6 Plate - 1100m
 27 May 2024 - 14:15



Track Rating: Good 4, Weather: Overcast, Rail Position: +2m Entire

| Section | Overall | 1000m | 800m | 600m | 400m | 200m |
|------------------------|--------------------------|--------------------------|--------------------------|--------------------------|--------------------------|--------------------------|
| Section Times | 1:04.94 [7] (0:08.74) | 0:56.20 [8] (0:10.86) | 0:45.34 [8] (0:11.04) | 0:34.30 [8] (0:11.16) | 0:23.14 [8] (0:11.25) | 0:11.89 [7] (0:11.89) |
| Average Speed [km/h] | 41.6 | 66.5 | 65.1 | 65.3 | 64.3 | 60.3 |
| Top Speed [km/h] | 62.9 | 68.2 | 66.4 | 66.2 | 65.4 | 63.5 |
| Avg. Dist. to Rail [m] | 6.7 | 1.0 | 0.5 | 1.2 | 2.6 | 2.1 |
| Avg. Stride Freq. [Hz] | 2.2 | 2.4 | 2.3 | 2.4 | 2.4 | 2.4 |
| Avg. Stride Length [m] | 5.5 | 7.6 | 7.8 | 7.7 | 7.5 | 7.2 |



- [] Ranking at each section and finish
- .-.- No data available at this section
- NA No data available



| | |
|--------------------------------|-------------------|
| Horse/Jockey Name | South Parade |
| Final Rank | 8 |
| Fastest Section Time (Section) | 0:08.46 (Overall) |
| Top Speed [km/h] (Section) | 67.9 (800m) |
| Race State | Finished |

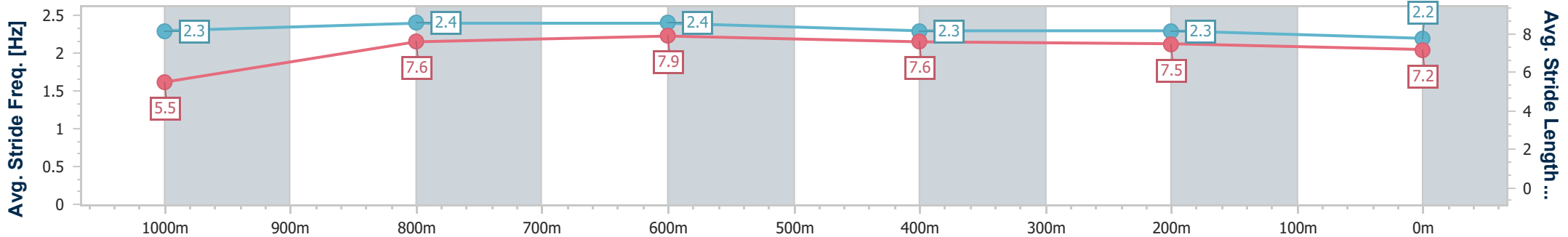
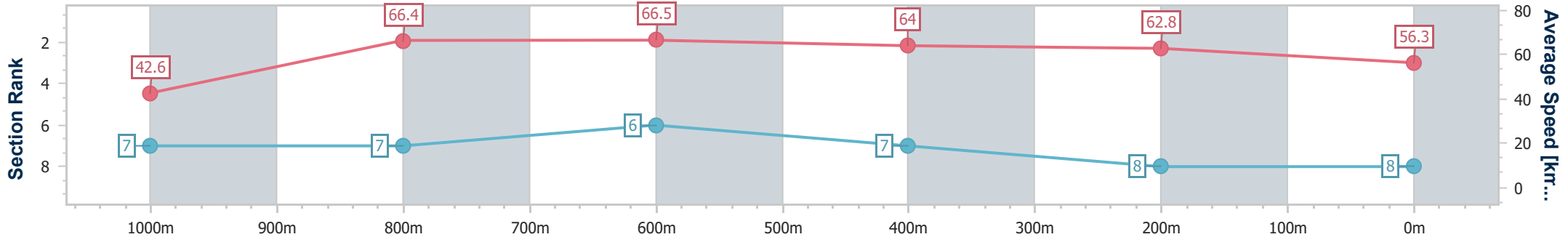


Mackay QLD Professional
 Race 4: BOOK FOR SPORTSMAN LUNCHEON FRIDAY 9TH
 AUGUST Class 6 Plate - 1100m
 27 May 2024 - 14:15



Track Rating: Good 4, Weather: Overcast, Rail Position: +2m Entire

| Section | Overall | 1000m | 800m | 600m | 400m | 200m |
|------------------------|--------------------------|--------------------------|--------------------------|--------------------------|--------------------------|--------------------------|
| Section Times | 1:06.00 [8] (0:08.46) | 0:57.54 [7] (0:10.93) | 0:46.61 [7] (0:10.89) | 0:35.72 [6] (0:11.35) | 0:24.37 [7] (0:11.54) | 0:12.83 [8] (0:12.83) |
| Average Speed [km/h] | 42.6 | 66.4 | 66.5 | 64.0 | 62.8 | 56.3 |
| Top Speed [km/h] | 63.3 | 67.7 | 67.9 | 64.8 | 63.8 | 61.7 |
| Avg. Dist. to Rail [m] | 6.7 | 2.2 | 1.5 | 1.7 | 4.1 | 4.4 |
| Avg. Stride Freq. [Hz] | 2.3 | 2.4 | 2.4 | 2.3 | 2.3 | 2.2 |
| Avg. Stride Length [m] | 5.5 | 7.6 | 7.9 | 7.6 | 7.5 | 7.2 |



- [] Ranking at each section and finish
- .-.- No data available at this section
- NA No data available



Mackay QLD Professional
Race 5: BOOK FOR MACKAY CUP SATURDAY 10TH AUGUST Class 3
Handicap - 1560m
27 May 2024 - 14:52



MACKAY TURF CLUB
 Ooralea Racecourse

Track Rating: Good 4, Weather: Overcast, Rail Position: +2m Entire

| Section | | Overall | 1400m | 1200m | 1000m | 800m | 600m | 400m | Last 600m | | | | |
|-------------|--|----------------------|----------------------|----------------------|---------------------------|---------------------------|---------------------------|---------------------------|---------------------------|---------------------------|---------------------------|---------|------------------------|
| Field Times | | 1:33.95 (0:11.42) | 1:22.53 (0:11.26) | 1:11.27 (0:11.60) | 0:59.67 (0:11.93) | 0:47.74 (0:11.87) | 0:35.87 (0:11.82) | 0:24.05 (0:12.11) | 0:35.87 | | | | |
| Rank | TAB Horse/Jockey | Barrier | Top Speed [km/h] | Fastest Section | | | | | | | | | Distance Travelled [m] |
| 1 | 7 I SAY BOOM Georgina Cartwright | 9 | 64.5 400m | 0:11.42 1200m | 1:33.95 [1] (0:11.87) | 1:22.08 [7] (0:11.53) | 1:10.55 [7] (0:11.42) | 0:59.13 [7] (0:11.94) | 0:47.19 [7] (0:11.94) | 0:35.25 [7] (0:11.84) | 0:23.41 [7] (0:11.51) | 0:35.25 | |
| 2 | 6 DEFROSTED Jason Taylor | 6 | 63.3 400m | 0:11.57 600m | 1:34.41 [2] (0:11.94) | 1:22.47 [8] (0:11.74) | 1:10.73 [8] (0:11.68) | 0:59.05 [10] (0:11.95) | 0:47.10 [9] (0:11.78) | 0:35.32 [8] (0:11.57) | 0:23.75 [8] (0:11.67) | 0:35.32 | -18 |
| 3 | 3 ROY'S ROAD Melea Castle | 10 | 67.5 1400m | 0:11.26 1400m | 1:34.80 [3] (0:11.42) | 1:23.38 [1] (0:11.26) | 1:12.12 [1] (0:11.60) | 1:00.52 [1] (0:11.93) | 0:48.59 [1] (0:11.87) | 0:36.72 [1] (0:11.82) | 0:24.90 [1] (0:12.11) | 0:36.72 | -4 |
| 4 | 10 CHILLI PALMER Tasha Chambers | 5 | 65.5 1400m | 0:11.35 1400m | 1:34.81 [4] (0:11.67) | 1:23.14 [5] (0:11.35) | 1:11.79 [5] (0:11.58) | 1:00.21 [5] (0:12.00) | 0:48.21 [5] (0:11.96) | 0:36.25 [6] (0:11.81) | 0:24.44 [4] (0:11.80) | 0:36.25 | +6 |
| 5 | 1 FINSCEAL Ashley Butler | 2 | 64.5 1200m | 0:11.42 1200m | 1:34.87 [5] (0:12.47) | 1:22.40 [10] (0:11.45) | 1:10.95 [10] (0:11.42) | 0:59.53 [9] (0:12.04) | 0:47.49 [10] (0:11.99) | 0:35.50 [10] (0:11.60) | 0:23.90 [10] (0:11.86) | 0:35.50 | -5 |
| 6 | 9 ADMIRAL ASH Nathan Thomas | 7 | 64.8 1400m | 0:11.34 1200m | 1:35.07 [6] (0:12.43) | 1:22.64 [9] (0:11.44) | 1:11.20 [9] (0:11.34) | 0:59.86 [8] (0:11.96) | 0:47.90 [8] (0:11.98) | 0:35.92 [9] (0:11.77) | 0:24.15 [9] (0:11.84) | 0:35.92 | -1 |
| 7 | 2 AWE Justin Stanley | 1 | 65.3 1400m | 0:11.35 1400m | 1:35.33 [7] (0:11.70) | 1:23.63 [6] (0:11.35) | 1:12.28 [6] (0:11.69) | 1:00.59 [6] (0:11.91) | 0:48.68 [6] (0:11.82) | 0:36.86 [4] (0:11.88) | 0:24.98 [3] (0:12.08) | 0:36.86 | -6 |
| 8 | 8 OSCAR BRAVO Jackson Murphy | 3 | 65.8 1400m | 0:11.27 1400m | 1:35.51 [8] (0:11.60) | 1:23.91 [4] (0:11.27) | 1:12.64 [2] (0:11.65) | 1:00.99 [3] (0:11.91) | 0:49.08 [3] (0:11.95) | 0:37.13 [3] (0:12.14) | 0:24.99 [6] (0:12.09) | 0:37.13 | -11 |
| 9 | 5 WINTILLY Brooke Johnson | 8 | 65.6 1200m | 0:11.35 1400m | 1:35.73 [9] (0:11.60) | 1:24.13 [3] (0:11.35) | 1:12.78 [3] (0:11.50) | 1:01.28 [2] (0:11.97) | 0:49.31 [2] (0:11.91) | 0:37.40 [2] (0:12.08) | 0:25.32 [5] (0:12.23) | 0:37.40 | +0 |
| 10 | 4 SO YOU BATTLE McKenzie Apel | 4 | 65.6 1400m | 0:11.44 1400m | 1:37.02 [10] (0:11.55) | 1:25.47 [2] (0:11.44) | 1:14.03 [4] (0:11.61) | 1:02.42 [4] (0:11.92) | 0:50.50 [4] (0:11.98) | 0:38.52 [5] (0:11.78) | 0:26.74 [2] (0:12.28) | 0:38.52 | -14 |

[] Ranking at each section and finish
 -:-:- No data available at this section
 NA No data available

SCN Saddle cloth number
 DNF Did not finish
 DNT Did not track



Mackay QLD Professional
Race 5: BOOK FOR MACKAY CUP SATURDAY 10TH AUGUST Class 3
Handicap - 1560m
27 May 2024 - 14:52



Track Rating: Good 4, Weather: Overcast, Rail Position: +2m Entire

| Section | | | | 200m | | | | Last 600m | |
|-------------|-----|----------------------|---------|------------------|-----------------|--------------|---------|-----------|------------------------|
| Field Times | | | | 0:11.94 | | | | 0:35.87 | |
| | | | | (0:11.94) | | | | | |
| Rank | TAB | Horse/Jockey | Barrier | Top Speed [km/h] | Fastest Section | Margin | | | Distance Travelled [m] |
| 1 | 7 | I SAY BOOM | 9 | 64.5 | 0:11.42 | 0:11.90 [2] | 1:33.96 | | 0:35.25 |
| | | Georgina Cartwright | | 400m | 1200m | (0:11.90) | | | |
| 2 | 6 | DEFROSTED | 6 | 63.3 | 0:11.57 | 0:12.08 [4] | 2.68L | | 0:35.32 -18 |
| | | Jason Taylor | | 400m | 600m | (0:12.08) | | | |
| 3 | 3 | ROY'S ROAD | 10 | 67.5 | 0:11.26 | 0:12.79 [1] | 5.01L | | 0:36.72 -4 |
| | | Melea Castle | | 1400m | 1400m | (0:12.79) | | | |
| 4 | 10 | CHILLI PALMER | 5 | 65.5 | 0:11.35 | 0:12.64 [3] | 5.07L | | 0:36.25 +6 |
| | | Tasha Chambers | | 1400m | 1400m | (0:12.64) | | | |
| 5 | 1 | FINSCEAL | 2 | 64.5 | 0:11.42 | 0:12.04 [10] | 5.4L | | 0:35.50 -5 |
| | | Ashley Butler | | 1200m | 1200m | (0:12.04) | | | |
| 6 | 9 | ADMIRAL ASH | 7 | 64.8 | 0:11.34 | 0:12.31 [9] | 6.59L | | 0:35.92 -1 |
| | | Nathan Thomas | | 1400m | 1200m | (0:12.31) | | | |
| 7 | 2 | AWE | 1 | 65.3 | 0:11.35 | 0:12.90 [5] | 8.1L | | 0:36.86 -6 |
| | | Justin Stanley | | 1400m | 1400m | (0:12.90) | | | |
| 8 | 8 | OSCAR BRAVO | 3 | 65.8 | 0:11.27 | 0:12.90 [7] | 9.16L | | 0:37.13 -11 |
| | | Jackson Murphy | | 1400m | 1400m | (0:12.90) | | | |
| 9 | 5 | WINTILLY | 8 | 65.6 | 0:11.35 | 0:13.09 [8] | 10.44L | | 0:37.40 +0 |
| | | Brooke Johnson | | 1200m | 1400m | (0:13.09) | | | |
| 10 | 4 | SO YOU BATTLE | 4 | 65.6 | 0:11.44 | 0:14.46 [6] | 18.02L | | 0:38.52 -14 |
| | | McKenzie Apel | | 1400m | 1400m | (0:14.46) | | | |

[] Ranking at each section and finish
 -:-:- No data available at this section
 NA No data available

SCN Saddle cloth number
 DNF Did not finish
 DNT Did not track



| | |
|--------------------------------|-----------------|
| Horse/Jockey Name | I Say Boom |
| Final Rank | 1 |
| Fastest Section Time (Section) | 0:11.42 (1200m) |
| Top Speed [km/h] (Section) | 64.5 (400m) |
| Race State | Finished |

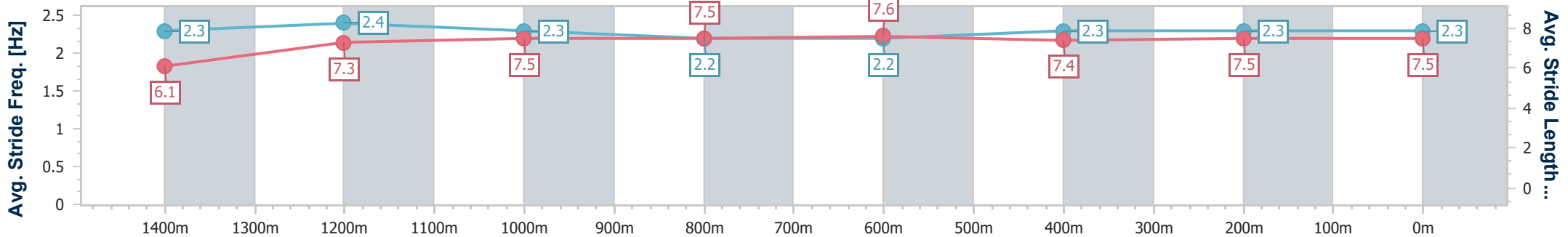
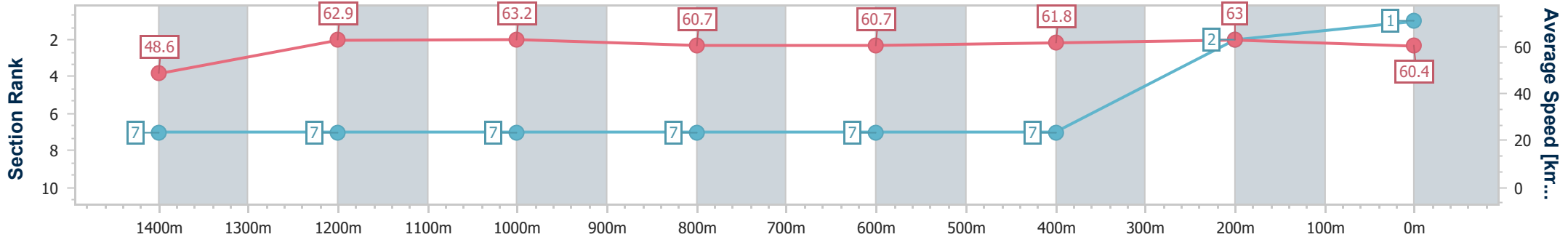


Mackay QLD Professional
 Race 5: BOOK FOR MACKAY CUP SATURDAY 10TH AUGUST
 Class 3 Handicap - 1560m
 27 May 2024 - 14:52



Track Rating: Good 4, Weather: Overcast, Rail Position: +2m Entire

| Section | Overall | 1400m | 1200m | 1000m | 800m | 600m | 400m | 200m |
|------------------------|--------------------------|--------------------------|--------------------------|--------------------------|--------------------------|--------------------------|--------------------------|--------------------------|
| Section Times | 1:33.95 [1] (0:11.87) | 1:22.08 [7] (0:11.53) | 1:10.55 [7] (0:11.42) | 0:59.13 [7] (0:11.94) | 0:47.19 [7] (0:11.94) | 0:35.25 [7] (0:11.84) | 0:23.41 [7] (0:11.51) | 0:11.90 [2] (0:11.90) |
| Average Speed [km/h] | 48.6 | 62.9 | 63.2 | 60.7 | 60.7 | 61.8 | 63.0 | 60.4 |
| Top Speed [km/h] | 62.8 | 64.2 | 64.4 | 62.3 | 62.5 | 62.6 | 64.5 | 63.3 |
| Avg. Dist. to Rail [m] | 5.8 | 2.0 | 1.9 | 2.2 | 1.8 | 1.9 | 4.6 | 4.7 |
| Avg. Stride Freq. [Hz] | 2.3 | 2.4 | 2.3 | 2.2 | 2.2 | 2.3 | 2.3 | 2.3 |
| Avg. Stride Length [m] | 6.1 | 7.3 | 7.5 | 7.5 | 7.6 | 7.4 | 7.5 | 7.5 |



- [] Ranking at each section and finish
- .-.- No data available at this section
- NA No data available



| | |
|--------------------------------|----------------|
| Horse/Jockey Name | Defrosted |
| Final Rank | 2 |
| Fastest Section Time (Section) | 0:11.57 (600m) |
| Top Speed [km/h] (Section) | 63.3 (400m) |
| Race State | Finished |

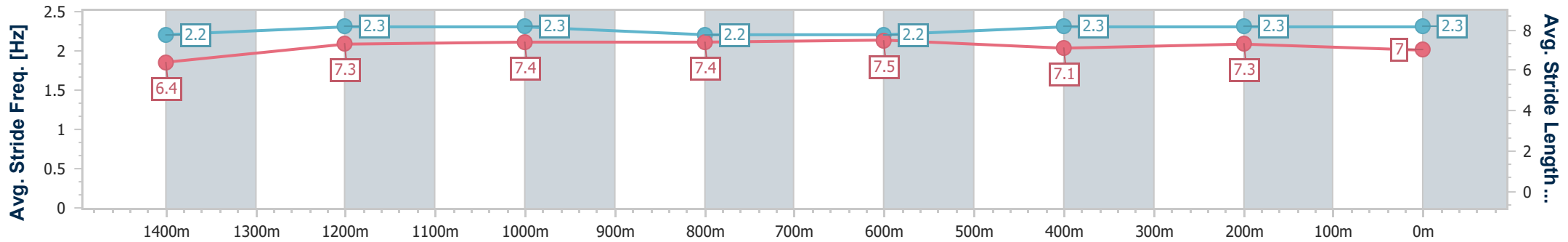
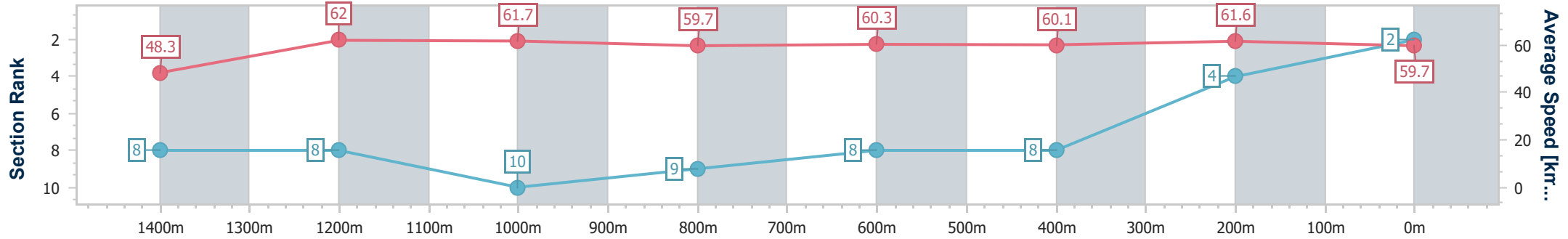


Mackay QLD Professional
 Race 5: BOOK FOR MACKAY CUP SATURDAY 10TH AUGUST
 Class 3 Handicap - 1560m
 27 May 2024 - 14:52



Track Rating: Good 4, Weather: Overcast, Rail Position: +2m Entire

| Section | Overall | 1400m | 1200m | 1000m | 800m | 600m | 400m | 200m |
|------------------------|--------------------------|--------------------------|--------------------------|---------------------------|--------------------------|--------------------------|--------------------------|--------------------------|
| Section Times | 1:34.41 [2] (0:11.94) | 1:22.47 [8] (0:11.74) | 1:10.73 [8] (0:11.68) | 0:59.05 [10] (0:11.95) | 0:47.10 [9] (0:11.78) | 0:35.32 [8] (0:11.57) | 0:23.75 [8] (0:11.67) | 0:12.08 [4] (0:12.08) |
| Average Speed [km/h] | 48.3 | 62.0 | 61.7 | 59.7 | 60.3 | 60.1 | 61.6 | 59.7 |
| Top Speed [km/h] | 63.0 | 63.3 | 62.8 | 61.1 | 61.9 | 61.3 | 63.3 | 62.6 |
| Avg. Dist. to Rail [m] | 4.0 | 2.0 | 1.0 | 2.6 | 3.5 | 4.7 | 3.6 | 5.8 |
| Avg. Stride Freq. [Hz] | 2.2 | 2.3 | 2.3 | 2.2 | 2.2 | 2.3 | 2.3 | 2.3 |
| Avg. Stride Length [m] | 6.4 | 7.3 | 7.4 | 7.4 | 7.5 | 7.1 | 7.3 | 7.0 |



- [] Ranking at each section and finish
- .-.- No data available at this section
- NA No data available



| | |
|--------------------------------|-----------------|
| Horse/Jockey Name | Roy's Road |
| Final Rank | 3 |
| Fastest Section Time (Section) | 0:11.26 (1400m) |
| Top Speed [km/h] (Section) | 67.5 (1400m) |
| Race State | Finished |

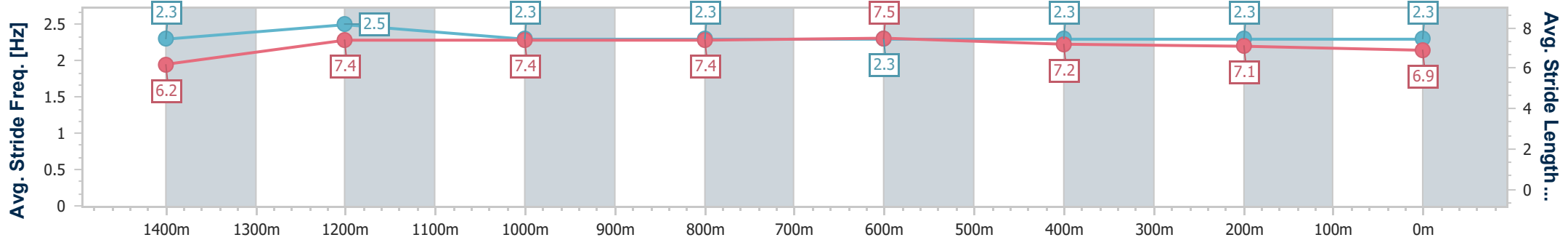
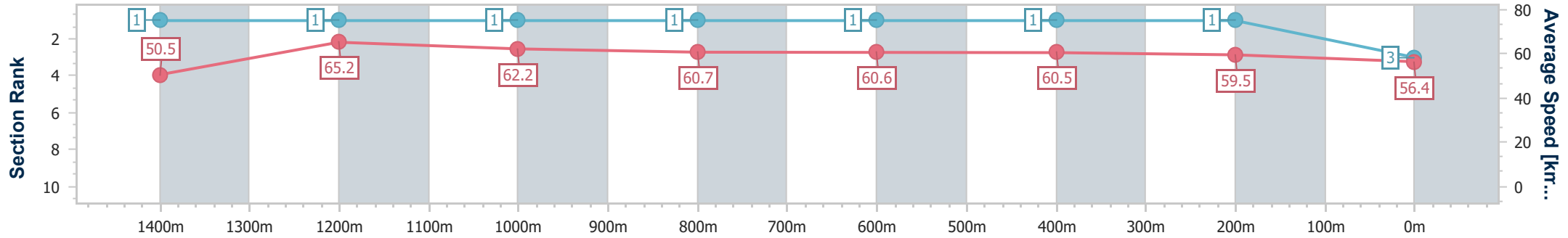


Mackay QLD Professional
 Race 5: BOOK FOR MACKAY CUP SATURDAY 10TH AUGUST
 Class 3 Handicap - 1560m
 27 May 2024 - 14:52



Track Rating: Good 4, Weather: Overcast, Rail Position: +2m Entire

| Section | Overall | 1400m | 1200m | 1000m | 800m | 600m | 400m | 200m |
|------------------------|--------------------------|--------------------------|--------------------------|--------------------------|--------------------------|--------------------------|--------------------------|--------------------------|
| Section Times | 1:34.80 [3] (0:11.42) | 1:23.38 [1] (0:11.26) | 1:12.12 [1] (0:11.60) | 1:00.52 [1] (0:11.93) | 0:48.59 [1] (0:11.87) | 0:36.72 [1] (0:11.82) | 0:24.90 [1] (0:12.11) | 0:12.79 [1] (0:12.79) |
| Average Speed [km/h] | 50.5 | 65.2 | 62.2 | 60.7 | 60.6 | 60.5 | 59.5 | 56.4 |
| Top Speed [km/h] | 67.3 | 67.5 | 64.7 | 62.8 | 61.2 | 61.5 | 60.7 | 58.7 |
| Avg. Dist. to Rail [m] | 6.5 | 3.8 | 1.6 | 1.3 | 0.5 | 0.7 | 1.2 | 2.3 |
| Avg. Stride Freq. [Hz] | 2.3 | 2.5 | 2.3 | 2.3 | 2.3 | 2.3 | 2.3 | 2.3 |
| Avg. Stride Length [m] | 6.2 | 7.4 | 7.4 | 7.4 | 7.5 | 7.2 | 7.1 | 6.9 |



- [] Ranking at each section and finish
- .-.- No data available at this section
- NA No data available



| | |
|--------------------------------|-----------------|
| Horse/Jockey Name | Chilli Palmer |
| Final Rank | 4 |
| Fastest Section Time (Section) | 0:11.35 (1400m) |
| Top Speed [km/h] (Section) | 65.5 (1400m) |
| Race State | Finished |

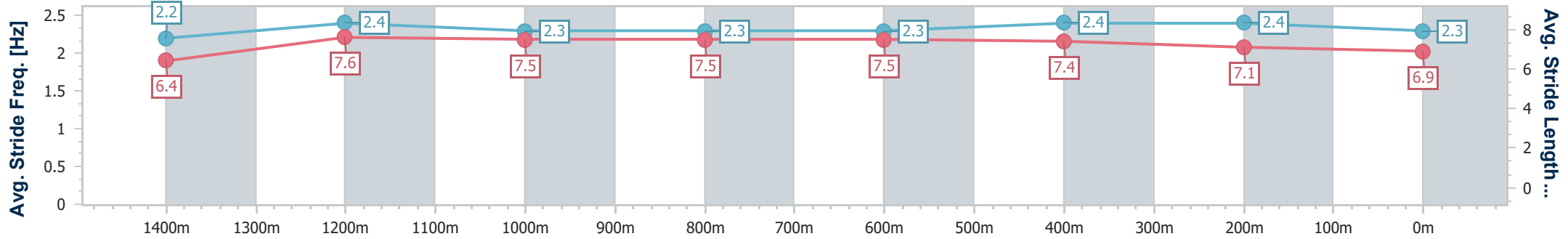
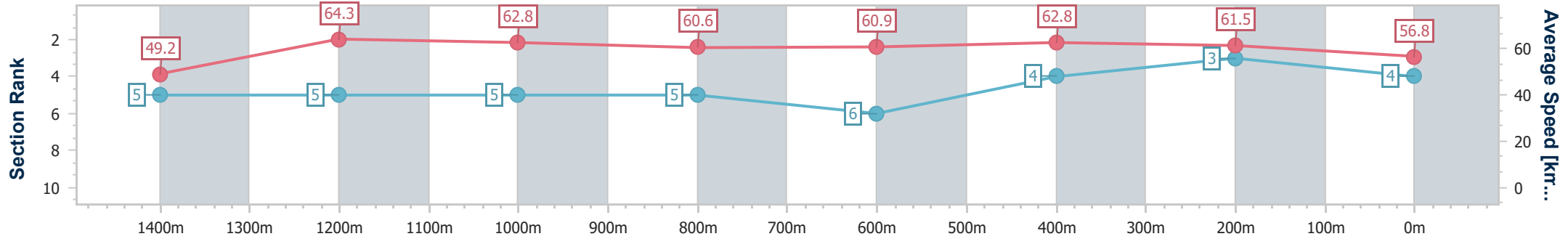


Mackay QLD Professional
 Race 5: BOOK FOR MACKAY CUP SATURDAY 10TH AUGUST
 Class 3 Handicap - 1560m
 27 May 2024 - 14:52



Track Rating: Good 4, Weather: Overcast, Rail Position: +2m Entire

| Section | Overall | 1400m | 1200m | 1000m | 800m | 600m | 400m | 200m |
|------------------------|--------------------------|--------------------------|--------------------------|--------------------------|--------------------------|--------------------------|--------------------------|--------------------------|
| Section Times | 1:34.81 [4] (0:11.67) | 1:23.14 [5] (0:11.35) | 1:11.79 [5] (0:11.58) | 1:00.21 [5] (0:12.00) | 0:48.21 [5] (0:11.96) | 0:36.25 [6] (0:11.81) | 0:24.44 [4] (0:11.80) | 0:12.64 [3] (0:12.64) |
| Average Speed [km/h] | 49.2 | 64.3 | 62.8 | 60.6 | 60.9 | 62.8 | 61.5 | 56.8 |
| Top Speed [km/h] | 64.8 | 65.5 | 65.0 | 62.2 | 62.2 | 64.2 | 63.1 | 59.9 |
| Avg. Dist. to Rail [m] | 3.3 | 2.5 | 3.9 | 4.0 | 3.9 | 3.4 | 5.1 | 5.2 |
| Avg. Stride Freq. [Hz] | 2.2 | 2.4 | 2.3 | 2.3 | 2.3 | 2.4 | 2.4 | 2.3 |
| Avg. Stride Length [m] | 6.4 | 7.6 | 7.5 | 7.5 | 7.5 | 7.4 | 7.1 | 6.9 |



- [] Ranking at each section and finish
- .-.- No data available at this section
- NA No data available



| | |
|--------------------------------|-----------------|
| Horse/Jockey Name | Finsceal |
| Final Rank | 5 |
| Fastest Section Time (Section) | 0:11.42 (1200m) |
| Top Speed [km/h] (Section) | 64.5 (1200m) |
| Race State | Finished |

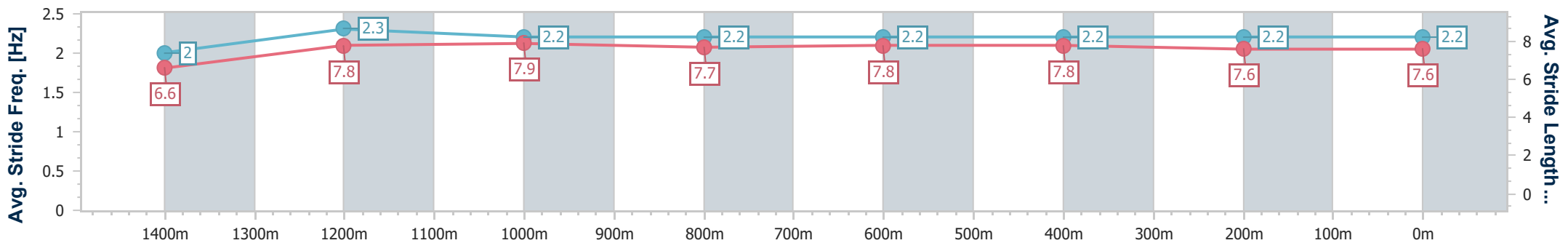
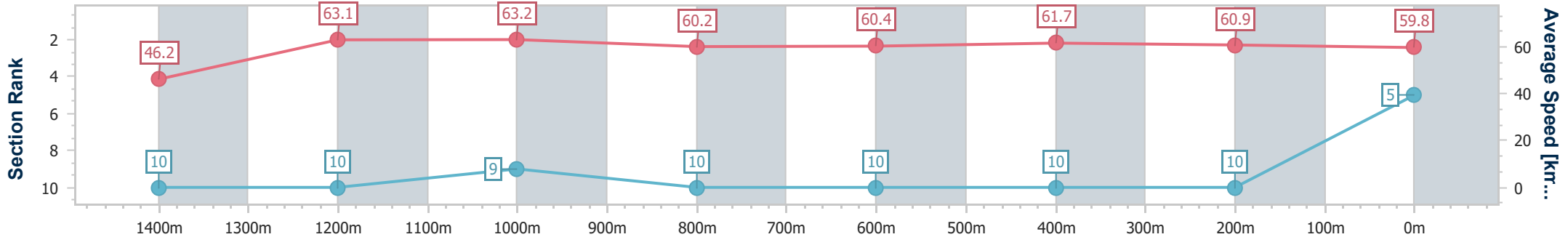


Mackay QLD Professional
 Race 5: BOOK FOR MACKAY CUP SATURDAY 10TH AUGUST
 Class 3 Handicap - 1560m
 27 May 2024 - 14:52



Track Rating: Good 4, Weather: Overcast, Rail Position: +2m Entire

| Section | Overall | 1400m | 1200m | 1000m | 800m | 600m | 400m | 200m |
|------------------------|--------------------------|---------------------------|---------------------------|--------------------------|---------------------------|---------------------------|---------------------------|---------------------------|
| Section Times | 1:34.87 [5] (0:12.47) | 1:22.40 [10] (0:11.45) | 1:10.95 [10] (0:11.42) | 0:59.53 [9] (0:12.04) | 0:47.49 [10] (0:11.99) | 0:35.50 [10] (0:11.60) | 0:23.90 [10] (0:11.86) | 0:12.04 [10] (0:12.04) |
| Average Speed [km/h] | 46.2 | 63.1 | 63.2 | 60.2 | 60.4 | 61.7 | 60.9 | 59.8 |
| Top Speed [km/h] | 61.3 | 64.2 | 64.5 | 61.5 | 62.7 | 63.0 | 62.5 | 61.5 |
| Avg. Dist. to Rail [m] | 0.5 | 0.9 | 2.1 | 2.8 | 1.7 | 0.9 | 4.6 | 4.9 |
| Avg. Stride Freq. [Hz] | 2.0 | 2.3 | 2.2 | 2.2 | 2.2 | 2.2 | 2.2 | 2.2 |
| Avg. Stride Length [m] | 6.6 | 7.8 | 7.9 | 7.7 | 7.8 | 7.8 | 7.6 | 7.6 |



- [] Ranking at each section and finish
- .-.- No data available at this section
- NA No data available



| | |
|--------------------------------|-----------------|
| Horse/Jockey Name | Admiral Ash |
| Final Rank | 6 |
| Fastest Section Time (Section) | 0:11.34 (1200m) |
| Top Speed [km/h] (Section) | 64.8 (1400m) |
| Race State | Finished |

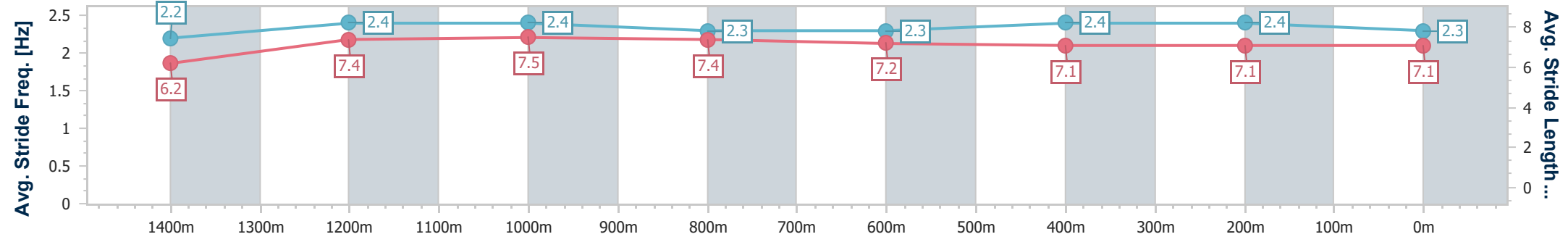
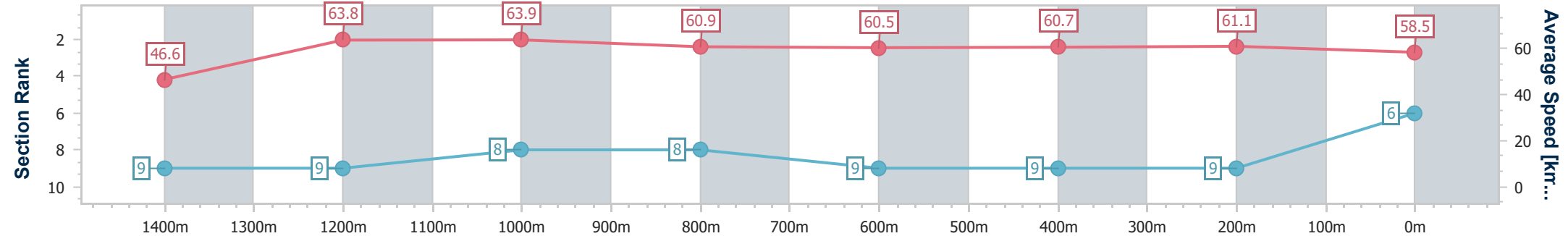


Mackay QLD Professional
 Race 5: BOOK FOR MACKAY CUP SATURDAY 10TH AUGUST
 Class 3 Handicap - 1560m
 27 May 2024 - 14:52



Track Rating: Good 4, Weather: Overcast, Rail Position: +2m Entire

| Section | Overall | 1400m | 1200m | 1000m | 800m | 600m | 400m | 200m |
|------------------------|--------------------------|--------------------------|--------------------------|--------------------------|--------------------------|--------------------------|--------------------------|--------------------------|
| Section Times | 1:35.07 [6] (0:12.43) | 1:22.64 [9] (0:11.44) | 1:11.20 [9] (0:11.34) | 0:59.86 [8] (0:11.96) | 0:47.90 [8] (0:11.98) | 0:35.92 [9] (0:11.77) | 0:24.15 [9] (0:11.84) | 0:12.31 [9] (0:12.31) |
| Average Speed [km/h] | 46.6 | 63.8 | 63.9 | 60.9 | 60.5 | 60.7 | 61.1 | 58.5 |
| Top Speed [km/h] | 63.6 | 64.8 | 64.7 | 62.2 | 62.1 | 62.0 | 62.4 | 62.4 |
| Avg. Dist. to Rail [m] | 2.7 | 3.1 | 3.1 | 3.5 | 2.6 | 1.0 | 5.2 | 7.6 |
| Avg. Stride Freq. [Hz] | 2.2 | 2.4 | 2.4 | 2.3 | 2.3 | 2.4 | 2.4 | 2.3 |
| Avg. Stride Length [m] | 6.2 | 7.4 | 7.5 | 7.4 | 7.2 | 7.1 | 7.1 | 7.1 |



- [] Ranking at each section and finish
- .-.- No data available at this section
- NA No data available



| | |
|--------------------------------|-----------------|
| Horse/Jockey Name | Awe |
| Final Rank | 7 |
| Fastest Section Time (Section) | 0:11.35 (1400m) |
| Top Speed [km/h] (Section) | 65.3 (1400m) |
| Race State | Finished |

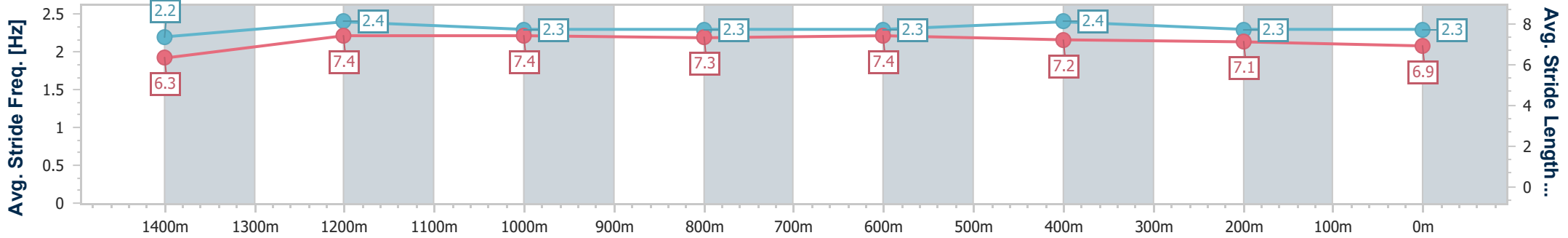
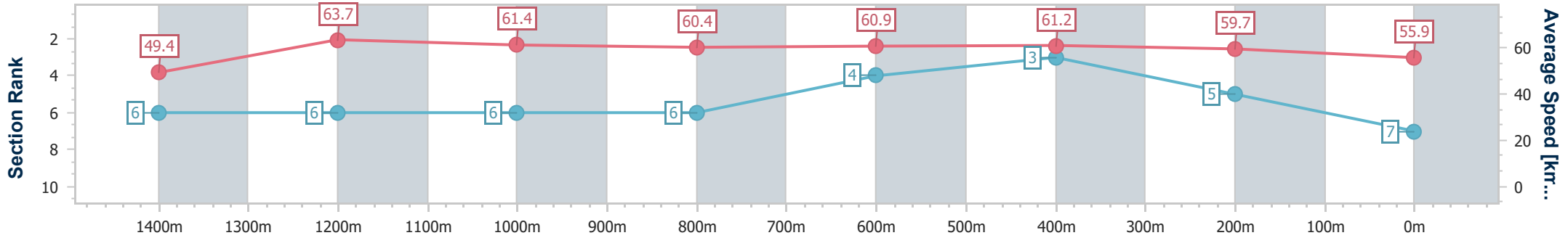


Mackay QLD Professional
 Race 5: BOOK FOR MACKAY CUP SATURDAY 10TH AUGUST
 Class 3 Handicap - 1560m
 27 May 2024 - 14:52



Track Rating: Good 4, Weather: Overcast, Rail Position: +2m Entire

| Section | Overall | 1400m | 1200m | 1000m | 800m | 600m | 400m | 200m |
|------------------------|--------------------------|--------------------------|--------------------------|--------------------------|--------------------------|--------------------------|--------------------------|--------------------------|
| Section Times | 1:35.33 [7] (0:11.70) | 1:23.63 [6] (0:11.35) | 1:12.28 [6] (0:11.69) | 1:00.59 [6] (0:11.91) | 0:48.68 [6] (0:11.82) | 0:36.86 [4] (0:11.88) | 0:24.98 [3] (0:12.08) | 0:12.90 [5] (0:12.90) |
| Average Speed [km/h] | 49.4 | 63.7 | 61.4 | 60.4 | 60.9 | 61.2 | 59.7 | 55.9 |
| Top Speed [km/h] | 63.5 | 65.3 | 64.2 | 61.4 | 62.7 | 62.7 | 62.1 | 58.7 |
| Avg. Dist. to Rail [m] | 0.6 | 0.6 | 0.2 | 0.2 | 0.4 | 0.8 | 2.5 | 2.7 |
| Avg. Stride Freq. [Hz] | 2.2 | 2.4 | 2.3 | 2.3 | 2.3 | 2.4 | 2.3 | 2.3 |
| Avg. Stride Length [m] | 6.3 | 7.4 | 7.4 | 7.3 | 7.4 | 7.2 | 7.1 | 6.9 |



- [] Ranking at each section and finish
- .-.- No data available at this section
- NA No data available



| | |
|--------------------------------|-----------------|
| Horse/Jockey Name | Oscar Bravo |
| Final Rank | 8 |
| Fastest Section Time (Section) | 0:11.27 (1400m) |
| Top Speed [km/h] (Section) | 65.8 (1400m) |
| Race State | Finished |

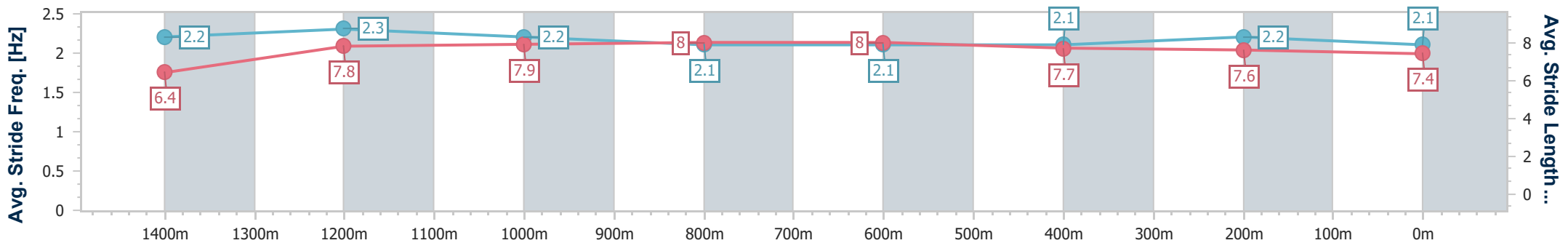
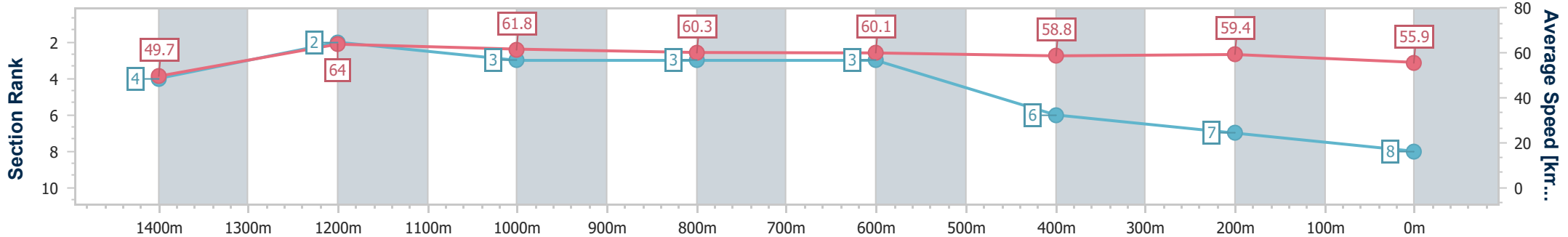


Mackay QLD Professional
 Race 5: BOOK FOR MACKAY CUP SATURDAY 10TH AUGUST
 Class 3 Handicap - 1560m
 27 May 2024 - 14:52



Track Rating: Good 4, Weather: Overcast, Rail Position: +2m Entire

| Section | Overall | 1400m | 1200m | 1000m | 800m | 600m | 400m | 200m |
|------------------------|--------------------------|--------------------------|--------------------------|--------------------------|--------------------------|--------------------------|--------------------------|--------------------------|
| Section Times | 1:35.51 [8] (0:11.60) | 1:23.91 [4] (0:11.27) | 1:12.64 [2] (0:11.65) | 1:00.99 [3] (0:11.91) | 0:49.08 [3] (0:11.95) | 0:37.13 [3] (0:12.14) | 0:24.99 [6] (0:12.09) | 0:12.90 [7] (0:12.90) |
| Average Speed [km/h] | 49.7 | 64.0 | 61.8 | 60.3 | 60.1 | 58.8 | 59.4 | 55.9 |
| Top Speed [km/h] | 65.7 | 65.8 | 63.1 | 61.5 | 60.9 | 59.8 | 59.9 | 58.6 |
| Avg. Dist. to Rail [m] | 1.6 | 0.7 | 0.8 | 0.6 | 0.7 | 0.9 | 0.8 | 1.3 |
| Avg. Stride Freq. [Hz] | 2.2 | 2.3 | 2.2 | 2.1 | 2.1 | 2.1 | 2.2 | 2.1 |
| Avg. Stride Length [m] | 6.4 | 7.8 | 7.9 | 8.0 | 8.0 | 7.7 | 7.6 | 7.4 |



- [] Ranking at each section and finish
- .-.- No data available at this section
- NA No data available



| | |
|--------------------------------|-----------------|
| Horse/Jockey Name | Wintilly |
| Final Rank | 9 |
| Fastest Section Time (Section) | 0:11.35 (1400m) |
| Top Speed [km/h] (Section) | 65.6 (1200m) |
| Race State | Finished |

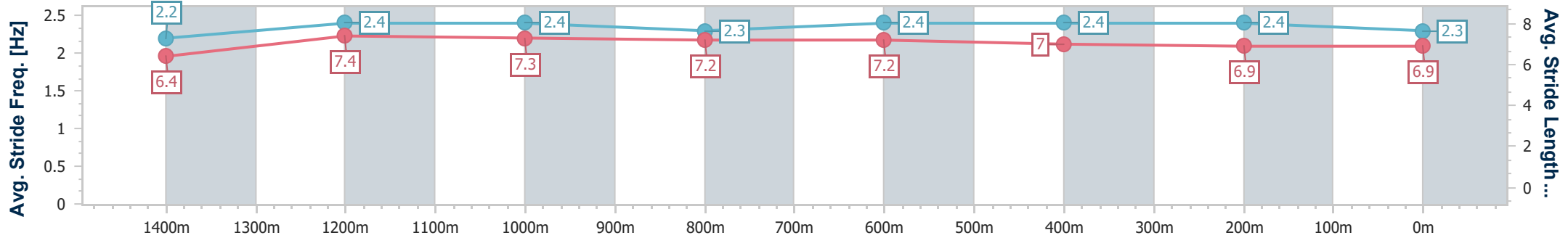
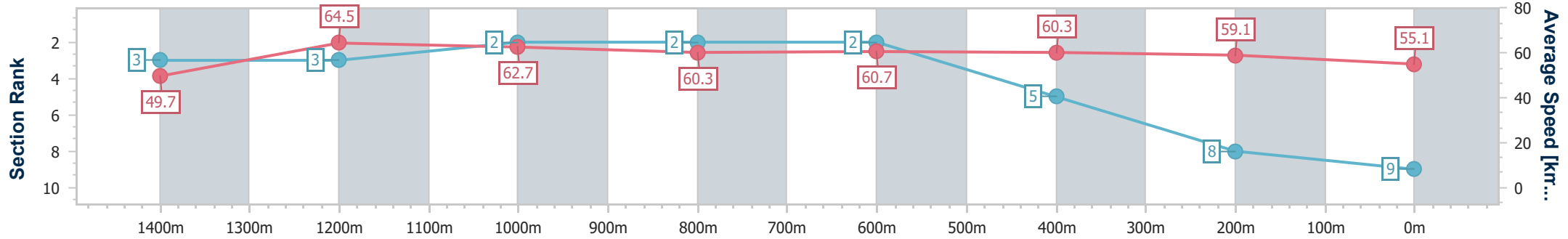


Mackay QLD Professional
 Race 5: BOOK FOR MACKAY CUP SATURDAY 10TH AUGUST
 Class 3 Handicap - 1560m
 27 May 2024 - 14:52



Track Rating: Good 4, Weather: Overcast, Rail Position: +2m Entire

| Section | Overall | 1400m | 1200m | 1000m | 800m | 600m | 400m | 200m |
|------------------------|--------------------------|--------------------------|--------------------------|--------------------------|--------------------------|--------------------------|--------------------------|--------------------------|
| Section Times | 1:35.73 [9] (0:11.60) | 1:24.13 [3] (0:11.35) | 1:12.78 [3] (0:11.50) | 1:01.28 [2] (0:11.97) | 0:49.31 [2] (0:11.91) | 0:37.40 [2] (0:12.08) | 0:25.32 [5] (0:12.23) | 0:13.09 [8] (0:13.09) |
| Average Speed [km/h] | 49.7 | 64.5 | 62.7 | 60.3 | 60.7 | 60.3 | 59.1 | 55.1 |
| Top Speed [km/h] | 64.9 | 65.5 | 65.6 | 62.1 | 62.1 | 62.0 | 60.0 | 58.3 |
| Avg. Dist. to Rail [m] | 5.5 | 3.1 | 2.2 | 1.7 | 1.1 | 1.3 | 3.6 | 4.5 |
| Avg. Stride Freq. [Hz] | 2.2 | 2.4 | 2.4 | 2.3 | 2.4 | 2.4 | 2.4 | 2.3 |
| Avg. Stride Length [m] | 6.4 | 7.4 | 7.3 | 7.2 | 7.2 | 7.0 | 6.9 | 6.9 |



- [] Ranking at each section and finish
- .-.- No data available at this section
- NA No data available



| | |
|--------------------------------|-----------------|
| Horse/Jockey Name | So You Battle |
| Final Rank | 10 |
| Fastest Section Time (Section) | 0:11.44 (1400m) |
| Top Speed [km/h] (Section) | 65.6 (1400m) |
| Race State | Finished |

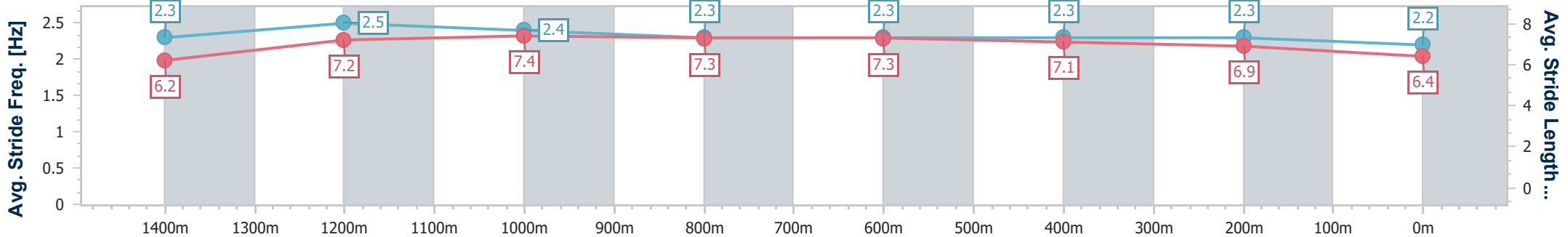
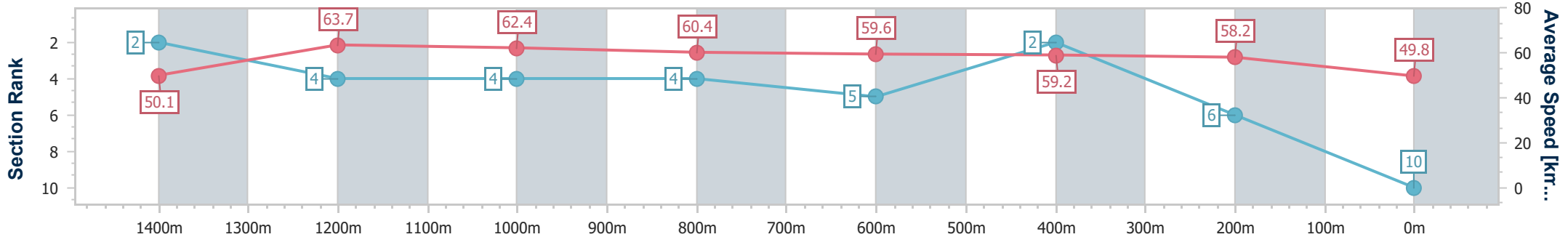


Mackay QLD Professional
 Race 5: BOOK FOR MACKAY CUP SATURDAY 10TH AUGUST
 Class 3 Handicap - 1560m
 27 May 2024 - 14:52



Track Rating: Good 4, Weather: Overcast, Rail Position: +2m Entire

| Section | Overall | 1400m | 1200m | 1000m | 800m | 600m | 400m | 200m |
|------------------------|---------------------------|--------------------------|--------------------------|--------------------------|--------------------------|--------------------------|--------------------------|--------------------------|
| Section Times | 1:37.02 [10] (0:11.55) | 1:25.47 [2] (0:11.44) | 1:14.03 [4] (0:11.61) | 1:02.42 [4] (0:11.92) | 0:50.50 [4] (0:11.98) | 0:38.52 [5] (0:11.78) | 0:26.74 [2] (0:12.28) | 0:14.46 [6] (0:14.46) |
| Average Speed [km/h] | 50.1 | 63.7 | 62.4 | 60.4 | 59.6 | 59.2 | 58.2 | 49.8 |
| Top Speed [km/h] | 65.0 | 65.6 | 63.5 | 62.4 | 60.5 | 60.6 | 59.4 | 55.4 |
| Avg. Dist. to Rail [m] | 2.3 | 3.3 | 2.2 | 0.8 | 1.3 | 4.0 | 1.9 | 3.0 |
| Avg. Stride Freq. [Hz] | 2.3 | 2.5 | 2.4 | 2.3 | 2.3 | 2.3 | 2.3 | 2.2 |
| Avg. Stride Length [m] | 6.2 | 7.2 | 7.4 | 7.3 | 7.3 | 7.1 | 6.9 | 6.4 |



- [] Ranking at each section and finish
- .-.- No data available at this section
- NA No data available



Mackay QLD Professional

Race 6: LADBROKES RACING CLUB OPEN Handicap - 1560m

27 May 2024 - 15:26



MACKAY TURF CLUB

Ooralea Racecourse

Track Rating: Good 4, Weather: Overcast, Rail Position: +2m Entire

| Section | | Overall | 1400m | 1200m | 1000m | 800m | 600m | 400m | Last 600m | | | | |
|-------------|---|----------------------|----------------------|----------------------|--------------------------|--------------------------|--------------------------|--------------------------|--------------------------|--------------------------|--------------------------|---------|------------------------|
| Field Times | | 1:34.77 (0:11.91) | 1:22.86 (0:11.89) | 1:10.97 (0:11.60) | 0:59.37 (0:11.97) | 0:47.40 (0:12.09) | 0:35.31 (0:11.75) | 0:23.56 (0:11.55) | 0:35.31 | | | | |
| Rank | TAB Horse/Jockey | Barrier | Top Speed [km/h] | Fastest Section | | | | | | | | | Distance Travelled [m] |
| 1 | 3 FIGHTING COMMANDO McKenzie Apel | 8 | 64.4 400m | 0:11.38 400m | 1:34.77 [1] (0:12.05) | 1:22.72 [4] (0:11.98) | 1:10.74 [4] (0:11.95) | 0:58.79 [5] (0:11.98) | 0:46.81 [5] (0:12.05) | 0:34.76 [5] (0:11.73) | 0:23.03 [4] (0:11.38) | 0:34.76 | |
| 2 | 6 CLASS OF ROYALTY Georgina Cartwright | 4 | 64.5 400m | 0:11.34 400m | 1:34.79 [2] (0:12.03) | 1:22.76 [3] (0:11.77) | 1:10.99 [1] (0:11.90) | 0:59.09 [3] (0:11.84) | 0:47.25 [3] (0:12.11) | 0:35.14 [3] (0:11.77) | 0:23.37 [2] (0:11.34) | 0:35.14 | -2 |
| 3 | 7 SUCH A WHIT Jason Taylor | 10 | 65.9 1200m | 0:11.45 1200m | 1:35.16 [3] (0:11.91) | 1:23.25 [1] (0:12.04) | 1:11.21 [3] (0:11.45) | 0:59.76 [1] (0:11.97) | 0:47.79 [1] (0:12.09) | 0:35.70 [1] (0:11.75) | 0:23.95 [1] (0:11.59) | 0:35.70 | +1 |
| 4 | 4 BRAD Chris Whiteley | 9 | 63.5 400m | 0:11.46 400m | 1:35.64 [4] (0:12.17) | 1:23.47 [5] (0:11.87) | 1:11.60 [5] (0:11.83) | 0:59.77 [4] (0:11.98) | 0:47.79 [4] (0:12.08) | 0:35.71 [4] (0:11.82) | 0:23.89 [5] (0:11.46) | 0:35.71 | +4 |
| 5 | 2 THE DRILLER Ryan Wiggins | 2 | 63.4 400m | 0:11.46 400m | 1:35.82 [5] (0:12.33) | 1:23.49 [7] (0:11.99) | 1:11.50 [6] (0:11.97) | 0:59.53 [6] (0:11.92) | 0:47.61 [6] (0:12.07) | 0:35.54 [7] (0:11.76) | 0:23.78 [6] (0:11.46) | 0:35.54 | -1 |
| 6 | 9 SARNIA Brooke Johnson | 3 | 63.4 1000m | 0:11.61 1000m | 1:36.20 [6] (0:12.45) | 1:23.75 [8] (0:12.21) | 1:11.54 [8] (0:12.09) | 0:59.45 [8] (0:11.61) | 0:47.84 [8] (0:11.94) | 0:35.90 [8] (0:12.05) | 0:23.85 [8] (0:11.78) | 0:35.90 | +1 |
| 7 | 10 LETS TORQUE A DEEL Nathan Thomas | 7 | 61.9 1000m | 0:11.88 600m | 1:36.24 [7] (0:12.30) | 1:23.94 [6] (0:12.10) | 1:11.84 [7] (0:11.96) | 0:59.88 [7] (0:11.90) | 0:47.98 [7] (0:11.95) | 0:36.03 [6] (0:11.88) | 0:24.15 [7] (0:11.92) | 0:36.03 | +3 |
| 8 | 1 SAVVY LEGEND Gabrielle Semmens | 6 | 63.1 1200m | 0:11.73 1200m | 1:36.60 [8] (0:11.96) | 1:24.64 [2] (0:11.87) | 1:12.77 [2] (0:11.73) | 1:01.04 [2] (0:11.94) | 0:49.10 [2] (0:12.08) | 0:37.02 [2] (0:11.98) | 0:25.04 [3] (0:12.09) | 0:37.02 | +4 |

Scratched: Svindal (#5), Fortified (#8)

[] Ranking at each section and finish
 -:-:- No data available at this section
 NA No data available

SCN Saddle cloth number
 DNF Did not finish
 DNT Did not track

Mackay QLD Professional

Race 6: LADBROKES RACING CLUB OPEN Handicap - 1560m



MACKAY TURF CLUB
Ooralea Racecourse

27 May 2024 - 15:26

Track Rating: Good 4, Weather: Overcast, Rail Position: +2m Entire

| Section | | | | 200m | | | | Last 600m | |
|-------------|-----|--|---------|----------------------|------------------|--------------------------|---------|-----------|------------------------|
| Field Times | | | | 0:12.01 (0:12.01) | | | | 0:35.31 | |
| Rank | TAB | Horse/Jockey | Barrier | Top Speed [km/h] | Fastest Section | Margin | | | Distance Travelled [m] |
| 1 | 3 | FIGHTING COMMANDO McKenzie Apel | 8 | 64.4 400m | 0:11.38 400m | 0:11.65 [3] (0:11.65) | 1:34.77 | | 0:34.76 |
| 2 | 6 | CLASS OF ROYALTY Georgina Cartwright | 4 | 64.5 400m | 0:11.34 400m | 0:12.03 [1] (0:12.03) | 0.15L | | 0:35.14 -2 |
| 3 | 7 | SUCH A WHIT Jason Taylor | 10 | 65.9 1200m | 0:11.45 1200m | 0:12.36 [2] (0:12.36) | 2.31L | | 0:35.70 +1 |
| 4 | 4 | BRAD Chris Whiteley | 9 | 63.5 400m | 0:11.46 400m | 0:12.43 [4] (0:12.43) | 5.14L | | 0:35.71 +4 |
| 5 | 2 | THE DRILLER Ryan Wiggins | 2 | 63.4 400m | 0:11.46 400m | 0:12.32 [5] (0:12.32) | 6.17L | | 0:35.54 -1 |
| 6 | 9 | SARNIA Brooke Johnson | 3 | 63.4 1000m | 0:11.61 1000m | 0:12.07 [8] (0:12.07) | 8.4L | | 0:35.90 +1 |
| 7 | 10 | LETS TORQUE A DEEL Nathan Thomas | 7 | 61.9 1000m | 0:11.88 600m | 0:12.23 [7] (0:12.23) | 8.64L | | 0:36.03 +3 |
| 8 | 1 | SAVVY LEGEND Gabrielle Semmens | 6 | 63.1 1200m | 0:11.73 1200m | 0:12.95 [6] (0:12.95) | 10.79L | | 0:37.02 +4 |

Scratched: Svindal (#5), Fortified (#8)



| | |
|--------------------------------|-------------------|
| Horse/Jockey Name | Fighting Commando |
| Final Rank | 1 |
| Fastest Section Time (Section) | 0:11.38 (400m) |
| Top Speed [km/h] (Section) | 64.4 (400m) |
| Race State | Finished |



Mackay QLD Professional

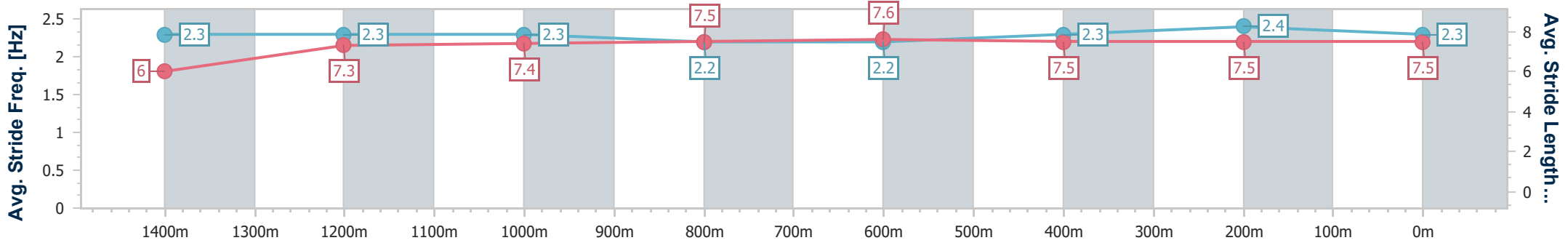
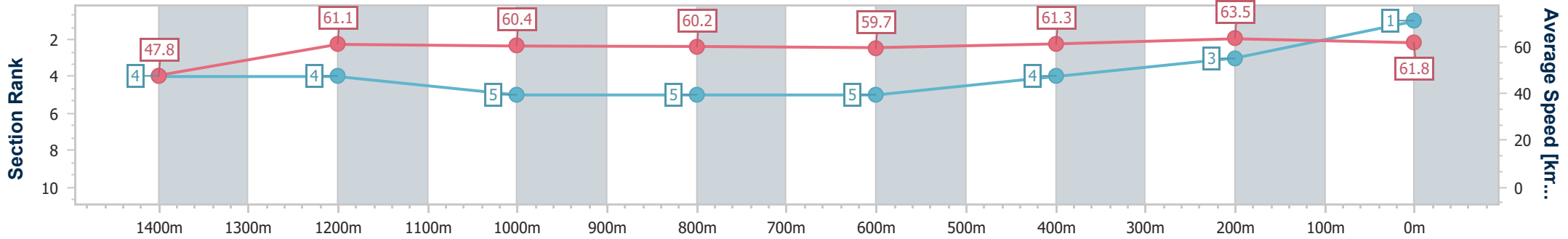
Race 6: LADBROKES RACING CLUB OPEN Handicap - 1560m

27 May 2024 - 15:26

Track Rating: Good 4, Weather: Overcast, Rail Position: +2m Entire



| Section | Overall | 1400m | 1200m | 1000m | 800m | 600m | 400m | 200m |
|------------------------|--------------------------|--------------------------|--------------------------|--------------------------|--------------------------|--------------------------|--------------------------|--------------------------|
| Section Times | 1:34.77 [1] (0:12.05) | 1:22.72 [4] (0:11.98) | 1:10.74 [4] (0:11.95) | 0:58.79 [5] (0:11.98) | 0:46.81 [5] (0:12.05) | 0:34.76 [5] (0:11.73) | 0:23.03 [4] (0:11.38) | 0:11.65 [3] (0:11.65) |
| Average Speed [km/h] | 47.8 | 61.1 | 60.4 | 60.2 | 59.7 | 61.3 | 63.5 | 61.8 |
| Top Speed [km/h] | 60.2 | 61.8 | 61.2 | 60.8 | 61.1 | 63.0 | 64.4 | 64.2 |
| Avg. Dist. to Rail [m] | 4.5 | 2.6 | 1.6 | 1.0 | 0.3 | 0.6 | 1.5 | 2.3 |
| Avg. Stride Freq. [Hz] | 2.3 | 2.3 | 2.3 | 2.2 | 2.2 | 2.3 | 2.4 | 2.3 |
| Avg. Stride Length [m] | 6.0 | 7.3 | 7.4 | 7.5 | 7.6 | 7.5 | 7.5 | 7.5 |



- [] Ranking at each section and finish
- .-.- No data available at this section
- NA No data available



| | |
|--------------------------------|------------------|
| Horse/Jockey Name | Class Of Royalty |
| Final Rank | 2 |
| Fastest Section Time (Section) | 0:11.34 (400m) |
| Top Speed [km/h] (Section) | 64.5 (400m) |
| Race State | Finished |



Mackay QLD Professional

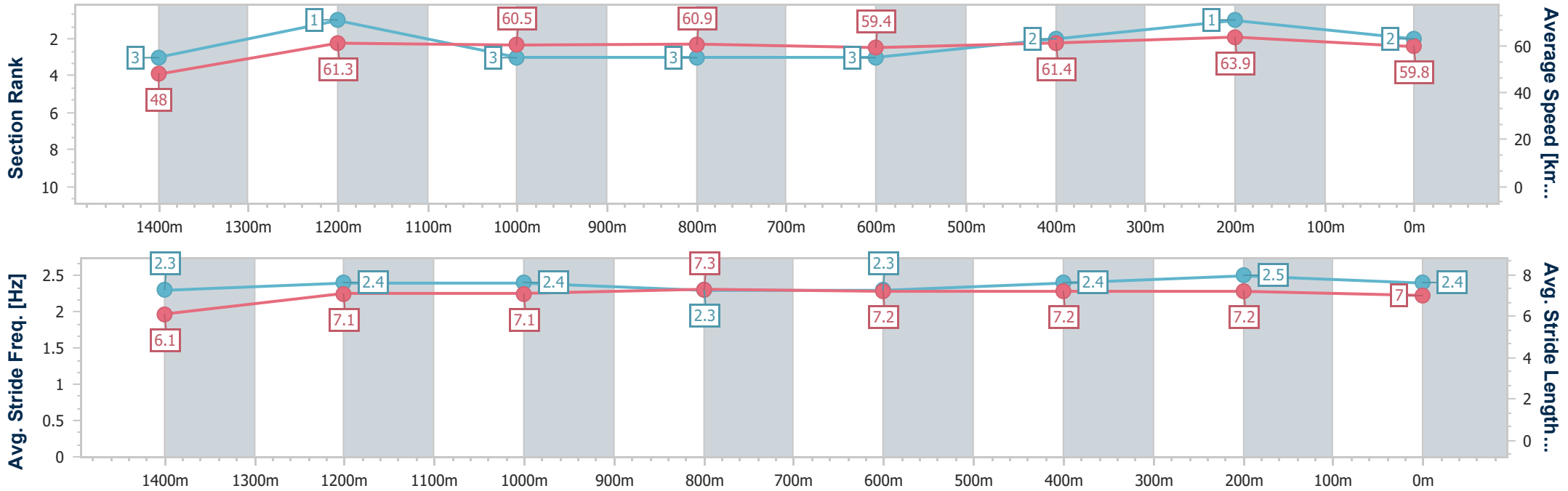
Race 6: LADBROKES RACING CLUB OPEN Handicap - 1560m

27 May 2024 - 15:26



Track Rating: Good 4, Weather: Overcast, Rail Position: +2m Entire

| Section | Overall | 1400m | 1200m | 1000m | 800m | 600m | 400m | 200m |
|------------------------|--------------------------|--------------------------|--------------------------|--------------------------|--------------------------|--------------------------|--------------------------|--------------------------|
| Section Times | 1:34.79 [2] (0:12.03) | 1:22.76 [3] (0:11.77) | 1:10.99 [1] (0:11.90) | 0:59.09 [3] (0:11.84) | 0:47.25 [3] (0:12.11) | 0:35.14 [3] (0:11.77) | 0:23.37 [2] (0:11.34) | 0:12.03 [1] (0:12.03) |
| Average Speed [km/h] | 48.0 | 61.3 | 60.5 | 60.9 | 59.4 | 61.4 | 63.9 | 59.8 |
| Top Speed [km/h] | 61.5 | 62.3 | 62.4 | 62.4 | 60.8 | 64.4 | 64.5 | 62.9 |
| Avg. Dist. to Rail [m] | 1.6 | 0.8 | 0.2 | 0.2 | 0.3 | 1.0 | 3.7 | 4.1 |
| Avg. Stride Freq. [Hz] | 2.3 | 2.4 | 2.4 | 2.3 | 2.3 | 2.4 | 2.5 | 2.4 |
| Avg. Stride Length [m] | 6.1 | 7.1 | 7.1 | 7.3 | 7.2 | 7.2 | 7.2 | 7.0 |



- [] Ranking at each section and finish
- .-.-.- No data available at this section
- NA No data available



| | |
|--------------------------------|-----------------|
| Horse/Jockey Name | Such A Whit |
| Final Rank | 3 |
| Fastest Section Time (Section) | 0:11.45 (1200m) |
| Top Speed [km/h] (Section) | 65.9 (1200m) |
| Race State | Finished |



Mackay QLD Professional

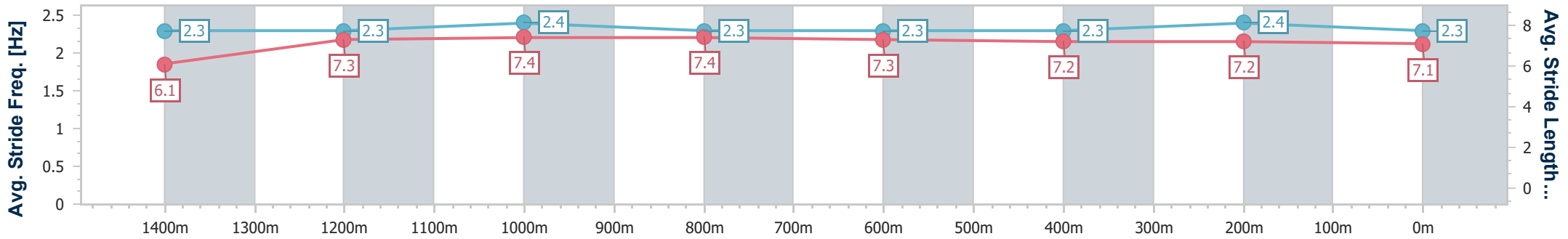
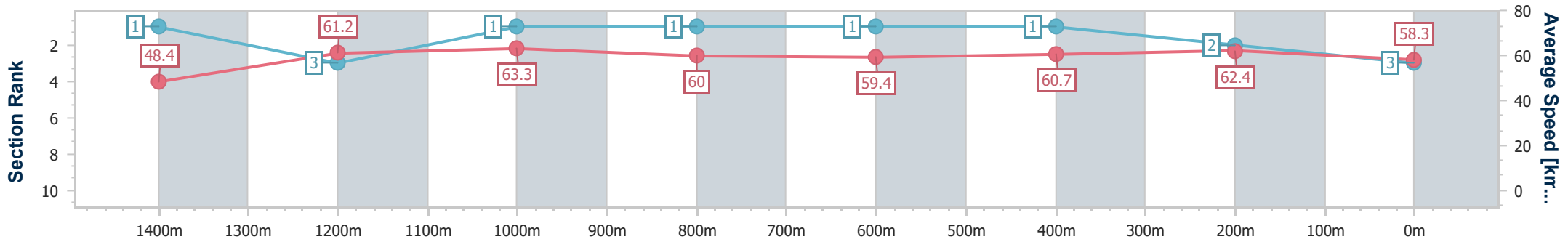
Race 6: LADBROKES RACING CLUB OPEN Handicap - 1560m

27 May 2024 - 15:26

Track Rating: Good 4, Weather: Overcast, Rail Position: +2m Entire



| Section | Overall | 1400m | 1200m | 1000m | 800m | 600m | 400m | 200m |
|------------------------|--------------------------|--------------------------|--------------------------|--------------------------|--------------------------|--------------------------|--------------------------|--------------------------|
| Section Times | 1:35.16 [3] (0:11.91) | 1:23.25 [1] (0:12.04) | 1:11.21 [3] (0:11.45) | 0:59.76 [1] (0:11.97) | 0:47.79 [1] (0:12.09) | 0:35.70 [1] (0:11.75) | 0:23.95 [1] (0:11.59) | 0:12.36 [2] (0:12.36) |
| Average Speed [km/h] | 48.4 | 61.2 | 63.3 | 60.0 | 59.4 | 60.7 | 62.4 | 58.3 |
| Top Speed [km/h] | 62.0 | 62.0 | 65.9 | 63.0 | 60.4 | 63.3 | 63.5 | 61.8 |
| Avg. Dist. to Rail [m] | 7.6 | 4.3 | 2.9 | 0.5 | 0.8 | 0.8 | 3.9 | 5.3 |
| Avg. Stride Freq. [Hz] | 2.3 | 2.3 | 2.4 | 2.3 | 2.3 | 2.3 | 2.4 | 2.3 |
| Avg. Stride Length [m] | 6.1 | 7.3 | 7.4 | 7.4 | 7.3 | 7.2 | 7.2 | 7.1 |



- [] Ranking at each section and finish
- .-.- No data available at this section
- NA No data available



| | |
|--------------------------------|----------------|
| Horse/Jockey Name | Brad |
| Final Rank | 4 |
| Fastest Section Time (Section) | 0:11.46 (400m) |
| Top Speed [km/h] (Section) | 63.5 (400m) |
| Race State | Finished |



Mackay QLD Professional

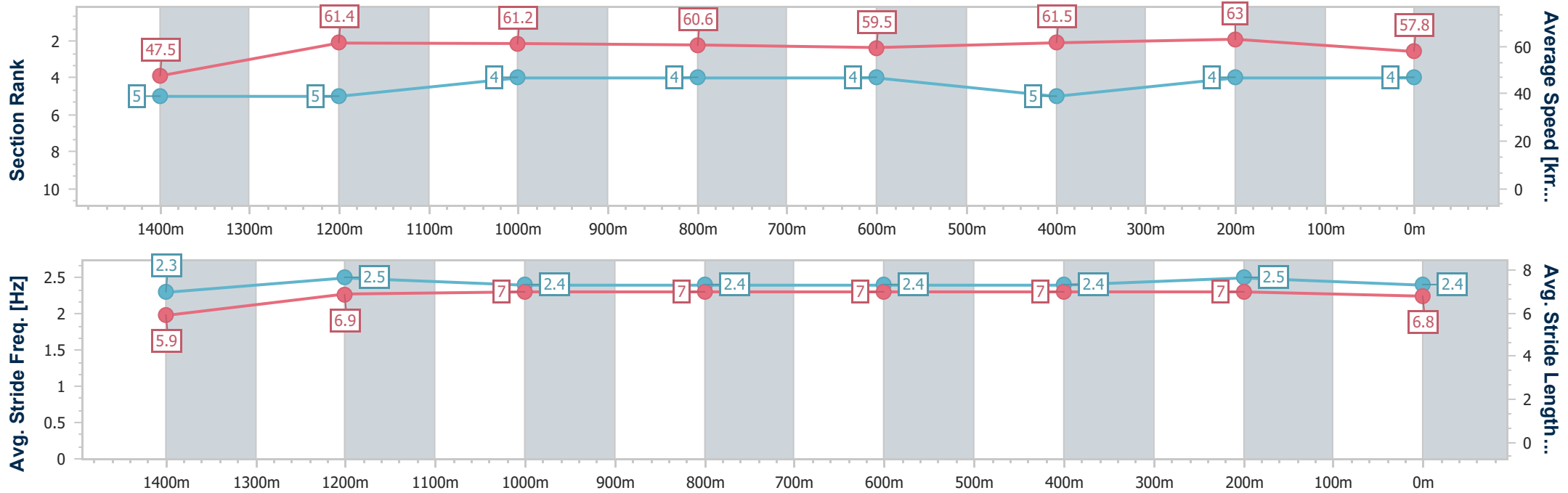
Race 6: LADBROKES RACING CLUB OPEN Handicap - 1560m

27 May 2024 - 15:26

Track Rating: Good 4, Weather: Overcast, Rail Position: +2m Entire



| Section | Overall | 1400m | 1200m | 1000m | 800m | 600m | 400m | 200m |
|------------------------|--------------------------|--------------------------|--------------------------|--------------------------|--------------------------|--------------------------|--------------------------|--------------------------|
| Section Times | 1:35.64 [4] (0:12.17) | 1:23.47 [5] (0:11.87) | 1:11.60 [5] (0:11.83) | 0:59.77 [4] (0:11.98) | 0:47.79 [4] (0:12.08) | 0:35.71 [4] (0:11.82) | 0:23.89 [5] (0:11.46) | 0:12.43 [4] (0:12.43) |
| Average Speed [km/h] | 47.5 | 61.4 | 61.2 | 60.6 | 59.5 | 61.5 | 63.0 | 57.8 |
| Top Speed [km/h] | 61.5 | 62.6 | 62.4 | 62.9 | 60.8 | 62.5 | 63.5 | 62.5 |
| Avg. Dist. to Rail [m] | 6.2 | 2.9 | 2.4 | 2.0 | 0.9 | 1.1 | 2.4 | 2.9 |
| Avg. Stride Freq. [Hz] | 2.3 | 2.5 | 2.4 | 2.4 | 2.4 | 2.4 | 2.5 | 2.4 |
| Avg. Stride Length [m] | 5.9 | 6.9 | 7.0 | 7.0 | 7.0 | 7.0 | 7.0 | 6.8 |



- [] Ranking at each section and finish
- .-.- No data available at this section
- NA No data available



| | |
|--------------------------------|----------------|
| Horse/Jockey Name | The Driller |
| Final Rank | 5 |
| Fastest Section Time (Section) | 0:11.46 (400m) |
| Top Speed [km/h] (Section) | 63.4 (400m) |
| Race State | Finished |



Mackay QLD Professional

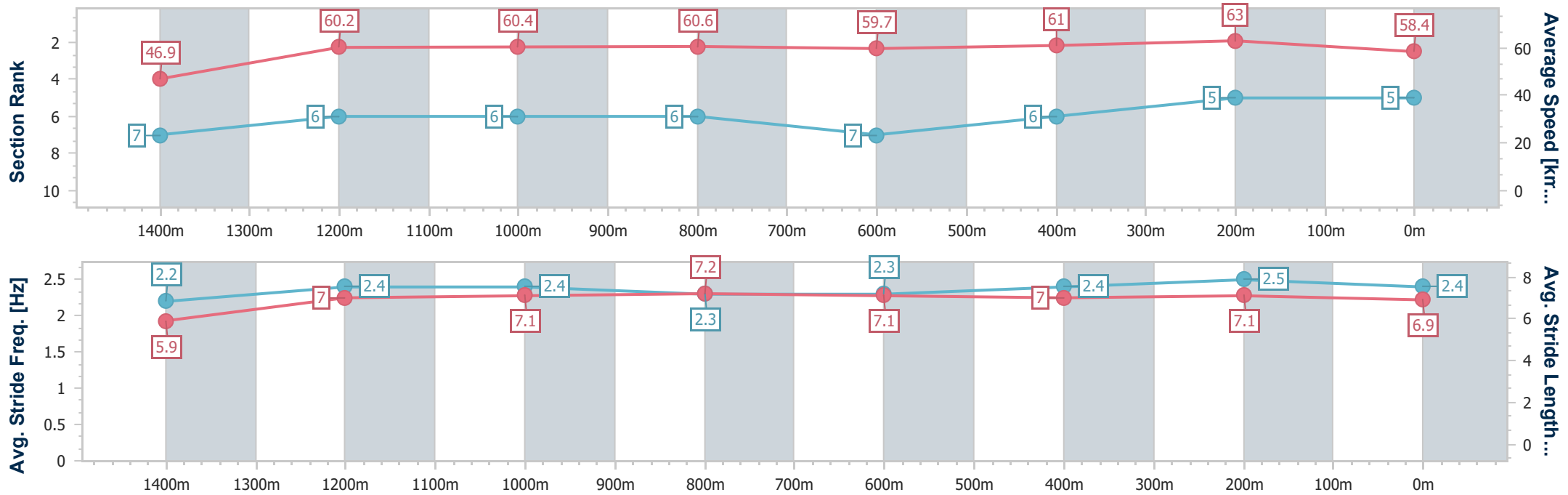
Race 6: LADBROKES RACING CLUB OPEN Handicap - 1560m

27 May 2024 - 15:26

Track Rating: Good 4, Weather: Overcast, Rail Position: +2m Entire



| Section | Overall | 1400m | 1200m | 1000m | 800m | 600m | 400m | 200m |
|------------------------|--------------------------|--------------------------|--------------------------|--------------------------|--------------------------|--------------------------|--------------------------|--------------------------|
| Section Times | 1:35.82 [5] (0:12.33) | 1:23.49 [7] (0:11.99) | 1:11.50 [6] (0:11.97) | 0:59.53 [6] (0:11.92) | 0:47.61 [6] (0:12.07) | 0:35.54 [7] (0:11.76) | 0:23.78 [6] (0:11.46) | 0:12.32 [5] (0:12.32) |
| Average Speed [km/h] | 46.9 | 60.2 | 60.4 | 60.6 | 59.7 | 61.0 | 63.0 | 58.4 |
| Top Speed [km/h] | 60.7 | 61.7 | 61.3 | 61.0 | 60.8 | 62.6 | 63.4 | 62.3 |
| Avg. Dist. to Rail [m] | 0.9 | 1.2 | 1.0 | 1.3 | 0.8 | 0.5 | 1.7 | 3.2 |
| Avg. Stride Freq. [Hz] | 2.2 | 2.4 | 2.4 | 2.3 | 2.3 | 2.4 | 2.5 | 2.4 |
| Avg. Stride Length [m] | 5.9 | 7.0 | 7.1 | 7.2 | 7.1 | 7.0 | 7.1 | 6.9 |



- [] Ranking at each section and finish
- .-.- No data available at this section
- NA No data available



| | |
|--------------------------------|-----------------|
| Horse/Jockey Name | Sarnia |
| Final Rank | 6 |
| Fastest Section Time (Section) | 0:11.61 (1000m) |
| Top Speed [km/h] (Section) | 63.4 (1000m) |
| Race State | Finished |



Mackay QLD Professional

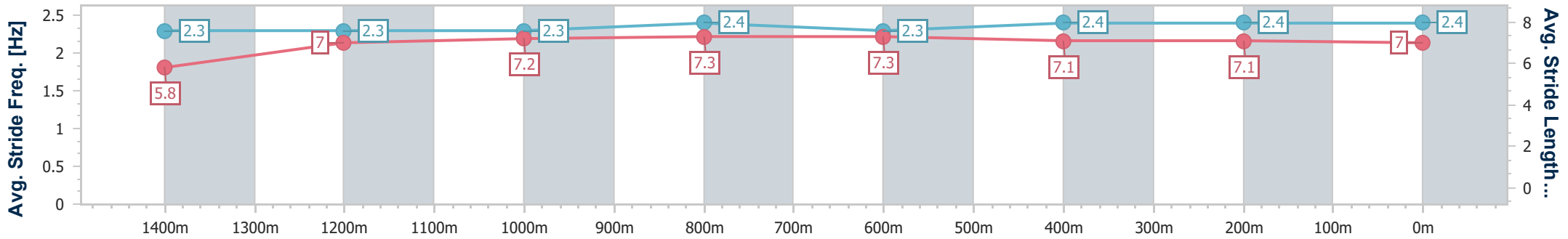
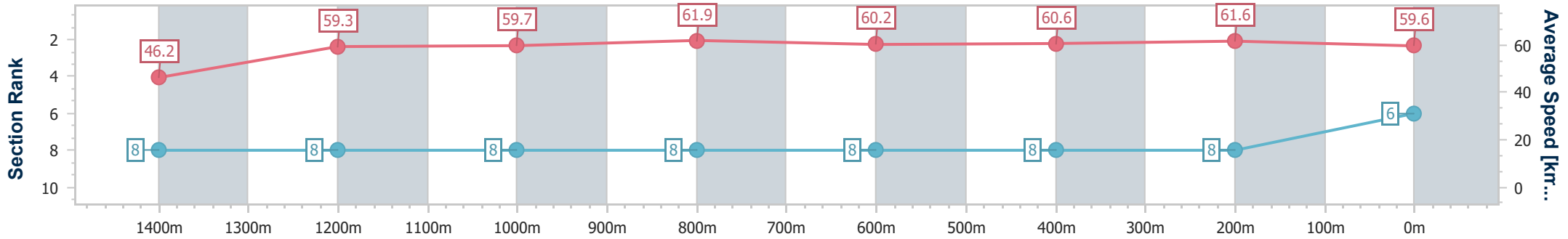
Race 6: LADBROKES RACING CLUB OPEN Handicap - 1560m

27 May 2024 - 15:26

Track Rating: Good 4, Weather: Overcast, Rail Position: +2m Entire



| Section | Overall | 1400m | 1200m | 1000m | 800m | 600m | 400m | 200m |
|------------------------|--------------------------|--------------------------|--------------------------|--------------------------|--------------------------|--------------------------|--------------------------|--------------------------|
| Section Times | 1:36.20 [6] (0:12.45) | 1:23.75 [8] (0:12.21) | 1:11.54 [8] (0:12.09) | 0:59.45 [8] (0:11.61) | 0:47.84 [8] (0:11.94) | 0:35.90 [8] (0:12.05) | 0:23.85 [8] (0:11.78) | 0:12.07 [8] (0:12.07) |
| Average Speed [km/h] | 46.2 | 59.3 | 59.7 | 61.9 | 60.2 | 60.6 | 61.6 | 59.6 |
| Top Speed [km/h] | 60.1 | 60.2 | 60.3 | 63.4 | 61.7 | 61.2 | 62.2 | 62.1 |
| Avg. Dist. to Rail [m] | 1.9 | 1.0 | 0.3 | 0.3 | 0.5 | 2.0 | 2.6 | 2.1 |
| Avg. Stride Freq. [Hz] | 2.3 | 2.3 | 2.3 | 2.4 | 2.3 | 2.4 | 2.4 | 2.4 |
| Avg. Stride Length [m] | 5.8 | 7.0 | 7.2 | 7.3 | 7.3 | 7.1 | 7.1 | 7.0 |



- [] Ranking at each section and finish
- .-.- No data available at this section
- NA No data available



| | |
|--------------------------------|--------------------|
| Horse/Jockey Name | Lets Torque A Deel |
| Final Rank | 7 |
| Fastest Section Time (Section) | 0:11.88 (600m) |
| Top Speed [km/h] (Section) | 61.9 (1000m) |
| Race State | Finished |



Mackay QLD Professional

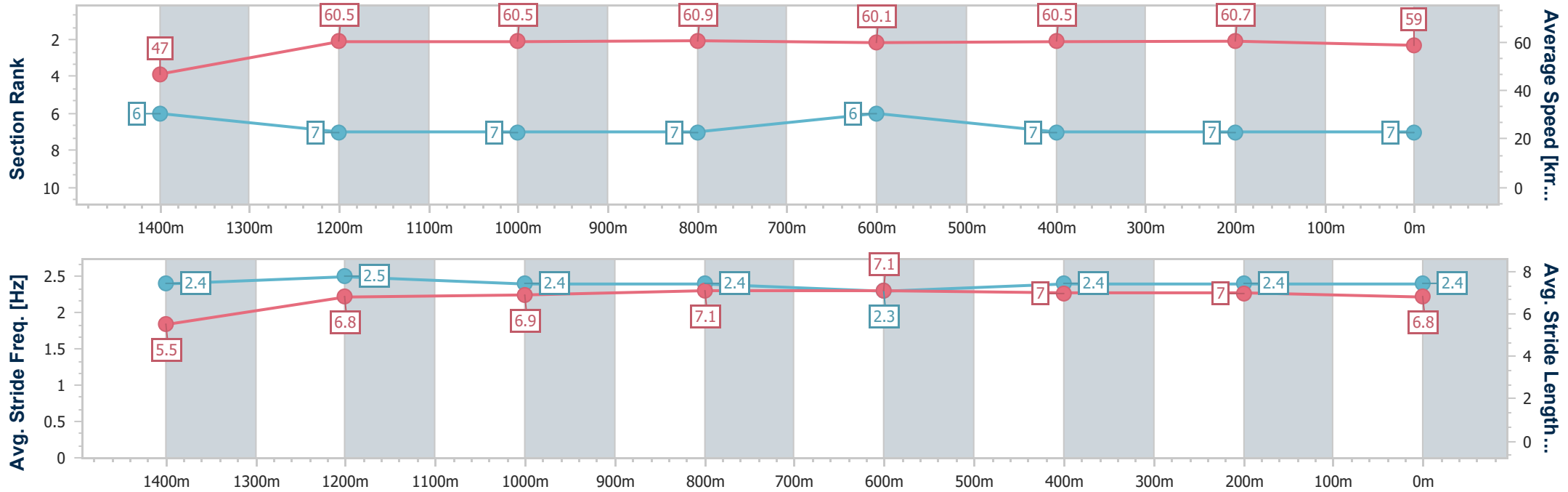
Race 6: LADBROKES RACING CLUB OPEN Handicap - 1560m

27 May 2024 - 15:26

Track Rating: Good 4, Weather: Overcast, Rail Position: +2m Entire



| Section | Overall | 1400m | 1200m | 1000m | 800m | 600m | 400m | 200m |
|------------------------|--------------------------|--------------------------|--------------------------|--------------------------|--------------------------|--------------------------|--------------------------|--------------------------|
| Section Times | 1:36.24 [7] (0:12.30) | 1:23.94 [6] (0:12.10) | 1:11.84 [7] (0:11.96) | 0:59.88 [7] (0:11.90) | 0:47.98 [7] (0:11.95) | 0:36.03 [6] (0:11.88) | 0:24.15 [7] (0:11.92) | 0:12.23 [7] (0:12.23) |
| Average Speed [km/h] | 47.0 | 60.5 | 60.5 | 60.9 | 60.1 | 60.5 | 60.7 | 59.0 |
| Top Speed [km/h] | 60.1 | 61.1 | 61.3 | 61.9 | 61.2 | 61.5 | 61.1 | 61.0 |
| Avg. Dist. to Rail [m] | 3.6 | 3.6 | 4.3 | 2.6 | 1.3 | 1.5 | 4.6 | 5.6 |
| Avg. Stride Freq. [Hz] | 2.4 | 2.5 | 2.4 | 2.4 | 2.3 | 2.4 | 2.4 | 2.4 |
| Avg. Stride Length [m] | 5.5 | 6.8 | 6.9 | 7.1 | 7.1 | 7.0 | 7.0 | 6.8 |



- [] Ranking at each section and finish
- .-.-.- No data available at this section
- NA No data available



| | |
|--------------------------------|-----------------|
| Horse/Jockey Name | Savvy Legend |
| Final Rank | 8 |
| Fastest Section Time (Section) | 0:11.73 (1200m) |
| Top Speed [km/h] (Section) | 63.1 (1200m) |
| Race State | Finished |



Mackay QLD Professional

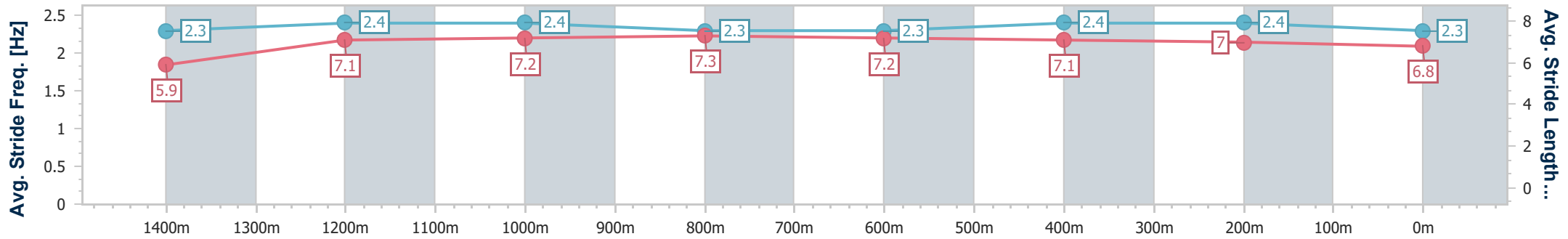
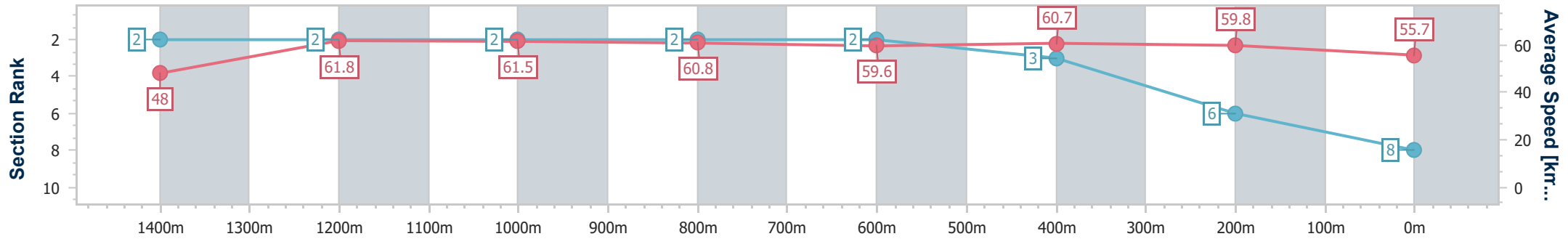
Race 6: LADBROKES RACING CLUB OPEN Handicap - 1560m

27 May 2024 - 15:26

Track Rating: Good 4, Weather: Overcast, Rail Position: +2m Entire



| Section | Overall | 1400m | 1200m | 1000m | 800m | 600m | 400m | 200m |
|------------------------|--------------------------|--------------------------|--------------------------|--------------------------|--------------------------|--------------------------|--------------------------|--------------------------|
| Section Times | 1:36.60 [8] (0:11.96) | 1:24.64 [2] (0:11.87) | 1:12.77 [2] (0:11.73) | 1:01.04 [2] (0:11.94) | 0:49.10 [2] (0:12.08) | 0:37.02 [2] (0:11.98) | 0:25.04 [3] (0:12.09) | 0:12.95 [6] (0:12.95) |
| Average Speed [km/h] | 48.0 | 61.8 | 61.5 | 60.8 | 59.6 | 60.7 | 59.8 | 55.7 |
| Top Speed [km/h] | 62.9 | 62.9 | 63.1 | 62.2 | 60.2 | 61.2 | 61.3 | 58.7 |
| Avg. Dist. to Rail [m] | 3.0 | 2.8 | 2.1 | 1.8 | 1.1 | 1.2 | 4.6 | 4.9 |
| Avg. Stride Freq. [Hz] | 2.3 | 2.4 | 2.4 | 2.3 | 2.3 | 2.4 | 2.4 | 2.3 |
| Avg. Stride Length [m] | 5.9 | 7.1 | 7.2 | 7.3 | 7.2 | 7.1 | 7.0 | 6.8 |



- [] Ranking at each section and finish
- .-.- No data available at this section
- NA No data available



Mackay QLD Professional
Race 7: RACING AGAIN THURSDAY 6TH JUNE BENCHMARK 55
Handicap - 1200m
27 May 2024 - 16:06



Track Rating: Good 4, Weather: Overcast, Rail Position: +2m Entire

| Section | | | | | | | | | | | | Last 600m | | |
|-------------|-----|---------------------------|----------------------|----------------------|----------------------|----------------------|----------------------|--------------|--------------|--------------|--------------|-----------|---------|------------------------|
| Field Times | | Overall | 1000m | 800m | 600m | 400m | 200m | | | | | | 0:34.99 | |
| | | 1:10.29 (0:13.49) | 0:56.80 (0:10.82) | 0:45.98 (0:10.99) | 0:34.99 (0:11.53) | 0:23.46 (0:11.69) | 0:11.77 (0:11.77) | | | | | | | |
| Rank | TAB | Horse/Jockey | Barrier | Top Speed [km/h] | Fastest Section | | | | | | | | Margin | Distance Travelled [m] |
| 1 | 10 | SENNAPROST | 7 | 67.7 | 0:10.75 | 1:10.29 [1] | 0:56.39 [6] | 0:45.64 [4] | 0:34.47 [4] | 0:23.04 [3] | 0:11.77 [1] | 1:10.29 | 0:34.47 | |
| | | Ryan Wiggins | | 1000m | 1000m | (0:13.90) | (0:10.75) | (0:11.17) | (0:11.43) | (0:11.27) | (0:11.77) | | | |
| 2 | 8 | SENSATIONABULL | 1 | 66.5 | 0:10.93 | 1:10.92 [2] | 0:57.31 [3] | 0:46.38 [3] | 0:35.24 [3] | 0:23.62 [4] | 0:12.00 [4] | 3.68L | 0:35.24 | -2 |
| | | Jackson Murphy | | 1000m | 1000m | (0:13.61) | (0:10.93) | (0:11.14) | (0:11.62) | (0:11.62) | (0:12.00) | | | |
| 3 | 1 | COLD POWER | 6 | 68.6 | 0:10.75 | 1:10.94 [3] | 0:57.34 [2] | 0:46.59 [2] | 0:35.55 [2] | 0:23.93 [2] | 0:12.29 [3] | 3.78L | 0:35.55 | +6 |
| | | Shae Nielson | | 1000m | 1000m | (0:13.60) | (0:10.75) | (0:11.04) | (0:11.62) | (0:11.64) | (0:12.29) | | | |
| 4 | 3 | SKYLIGHT SONG | 13 | 69.0 | 0:10.82 | 1:11.08 [4] | 0:57.59 [1] | 0:46.77 [1] | 0:35.78 [1] | 0:24.25 [1] | 0:12.45 [2] | 4.6L | 0:35.78 | +1 |
| | | Ashley Butler | | Overall | 1000m | (0:13.49) | (0:10.82) | (0:10.99) | (0:11.53) | (0:11.80) | (0:12.45) | | | |
| 5 | 7 | ROC DE RUSSIAN | 4 | 66.9 | 0:10.90 | 1:11.30 [5] | 0:57.14 [8] | 0:46.24 [8] | 0:35.09 [7] | 0:23.41 [6] | 0:11.93 [7] | 5.9L | 0:35.09 | +2 |
| | | Justin Stanley | | 1000m | 1000m | (0:14.16) | (0:10.90) | (0:11.15) | (0:11.68) | (0:11.48) | (0:11.93) | | | |
| 6 | 11 | OUT BACK BOOM | 3 | 66.8 | 0:10.85 | 1:11.32 [6] | 0:57.14 [9] | 0:46.29 [7] | 0:35.29 [5] | 0:23.70 [5] | 0:12.12 [5] | 6.02L | 0:35.29 | +2 |
| | | Gabrielle Semmens | | 1000m | 1000m | (0:14.18) | (0:10.85) | (0:11.00) | (0:11.59) | (0:11.58) | (0:12.12) | | | |
| 7 | 14 | OUR HEART THROB | 5 | 66.6 | 0:10.99 | 1:11.33 [7] | 0:57.02 [11] | 0:46.03 [10] | 0:34.85 [10] | 0:23.41 [7] | 0:12.05 [6] | 6.08L | 0:34.85 | +3 |
| | | Brooke Johnson | | 800m | 1000m | (0:14.31) | (0:10.99) | (0:11.18) | (0:11.44) | (0:11.36) | (0:12.05) | | | |
| 8 | 9 | LIFETIME QUEST | 9 | 66.3 | 0:11.15 | 1:11.78 [8] | 0:57.52 [10] | 0:46.37 [11] | 0:35.08 [11] | 0:23.48 [11] | 0:12.02 [10] | 8.74L | 0:35.08 | +10 |
| | | Chris Whiteley | | 1000m | 1000m | (0:14.26) | (0:11.15) | (0:11.29) | (0:11.60) | (0:11.46) | (0:12.02) | | | |
| 9 | 4 | KNOWITALL JACK | 10 | 67.7 | 0:10.96 | 1:12.12 [9] | 0:58.29 [4] | 0:47.33 [5] | 0:36.08 [6] | 0:24.19 [8] | 0:12.44 [8] | 10.77L | 0:36.08 | +9 |
| | | McKenzie Apel | | 1000m | 1000m | (0:13.83) | (0:10.96) | (0:11.25) | (0:11.89) | (0:11.75) | (0:12.44) | | | |
| 10 | 13 | HOLLYWOOD DREAMING | 12 | 66.8 | 0:11.11 | 1:12.40 [10] | 0:58.42 [7] | 0:47.31 [9] | 0:35.98 [9] | 0:24.38 [9] | 0:12.67 [9] | 12.4L | 0:35.98 | +8 |
| | | Georgina Cartwright | | 1000m | 1000m | (0:13.98) | (0:11.11) | (0:11.33) | (0:11.60) | (0:11.71) | (0:12.67) | | | |

Scratched: Density (#17), Volarchi (#18), Takeru (#15), Bold Zip (#19), Acoustix (#2), Fight In The Dog (#5), Make It Flashy (#6), Nouverre Fille (#12)

[] Ranking at each section and finish
 -:-:- No data available at this section
 NA No data available
 SCN Saddle cloth number
 DNF Did not finish
 DNT Did not track



Mackay QLD Professional
Race 7: RACING AGAIN THURSDAY 6TH JUNE BENCHMARK 55
Handicap - 1200m
27 May 2024 - 16:06



MACKAY TURF CLUB
 Ooralea Racecourse

Track Rating: Good 4, Weather: Overcast, Rail Position: +2m Entire

| Section | Overall | 1000m | 800m | 600m | 400m | 200m | Last 600m |
|-------------|----------------------|----------------------|----------------------|----------------------|----------------------|----------------------|-----------|
| Field Times | 1:10.29 (0:13.49) | 0:56.80 (0:10.82) | 0:45.98 (0:10.99) | 0:34.99 (0:11.53) | 0:23.46 (0:11.69) | 0:11.77 (0:11.77) | 0:34.99 |

| Rank | TAB | Horse/Jockey | Barrier | Top Speed [km/h] | Fastest Section | Margin | Distance Travelled [m] |
|------|-----|---------------|---------|------------------|-----------------|--------|------------------------|
| 11 | 16 | NELLYATION | 8 | 67.5 | 0:10.98 | 16.65L | +7 |
| | | Nathan Thomas | | 1000m | 1000m | | |

Scratched: Density (#17), Volarchi (#18), Takeru (#15), Bold Zip (#19), Acoustix (#2), Fight In The Dog (#5), Make It Flashy (#6), Nouverre Fille (#12)

[] Ranking at each section and finish
 -:-:- No data available at this section
 NA No data available

SCN Saddle cloth number
 DNF Did not finish
 DNT Did not track



| | |
|--------------------------------|-----------------|
| Horse/Jockey Name | Sennaprost |
| Final Rank | 1 |
| Fastest Section Time (Section) | 0:10.75 (1000m) |
| Top Speed [km/h] (Section) | 67.7 (1000m) |
| Race State | Finished |

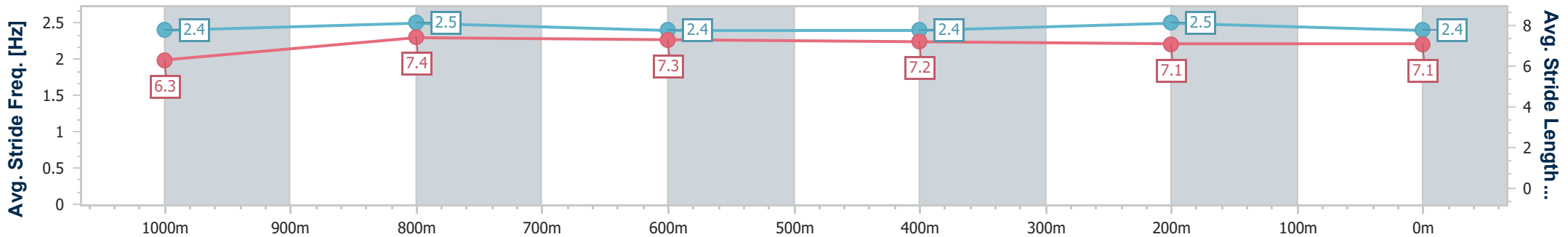
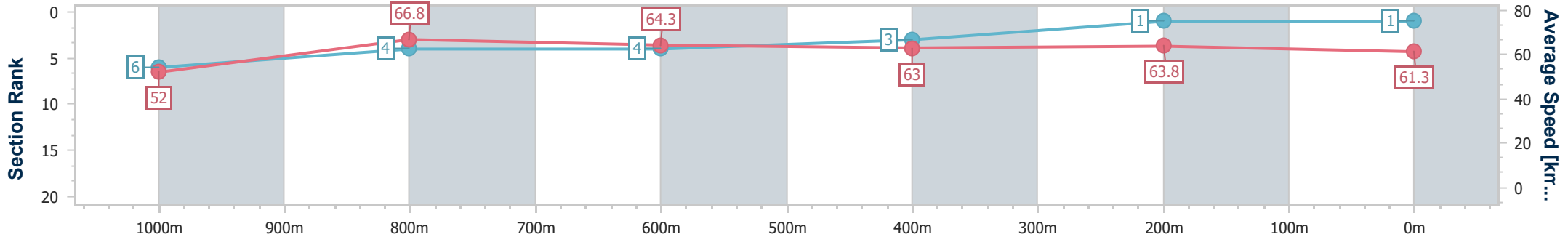


Mackay QLD Professional
 Race 7: RACING AGAIN THURSDAY 6TH JUNE BENCHMARK
 55 Handicap - 1200m
 27 May 2024 - 16:06



Track Rating: Good 4, Weather: Overcast, Rail Position: +2m Entire

| Section | Overall | 1000m | 800m | 600m | 400m | 200m |
|------------------------|--------------------------|--------------------------|--------------------------|--------------------------|--------------------------|--------------------------|
| Section Times | 1:10.29 [1] (0:13.90) | 0:56.39 [6] (0:10.75) | 0:45.64 [4] (0:11.17) | 0:34.47 [4] (0:11.43) | 0:23.04 [3] (0:11.27) | 0:11.77 [1] (0:11.77) |
| Average Speed [km/h] | 52.0 | 66.8 | 64.3 | 63.0 | 63.8 | 61.3 |
| Top Speed [km/h] | 67.2 | 67.7 | 66.3 | 65.0 | 64.8 | 64.7 |
| Avg. Dist. to Rail [m] | 2.3 | 0.7 | 0.6 | 0.5 | 1.3 | 1.6 |
| Avg. Stride Freq. [Hz] | 2.4 | 2.5 | 2.4 | 2.4 | 2.5 | 2.4 |
| Avg. Stride Length [m] | 6.3 | 7.4 | 7.3 | 7.2 | 7.1 | 7.1 |



- [] Ranking at each section and finish
- .-.- No data available at this section
- NA No data available



| | |
|--------------------------------|-----------------|
| Horse/Jockey Name | Sensationabull |
| Final Rank | 2 |
| Fastest Section Time (Section) | 0:10.93 (1000m) |
| Top Speed [km/h] (Section) | 66.5 (1000m) |
| Race State | Finished |

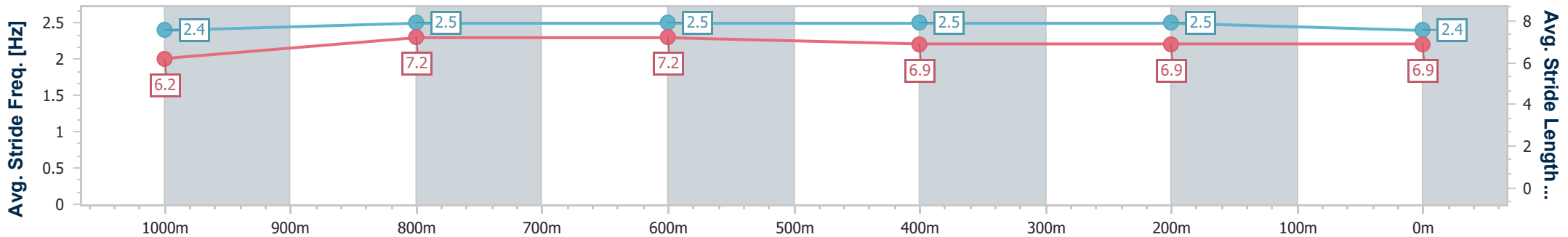
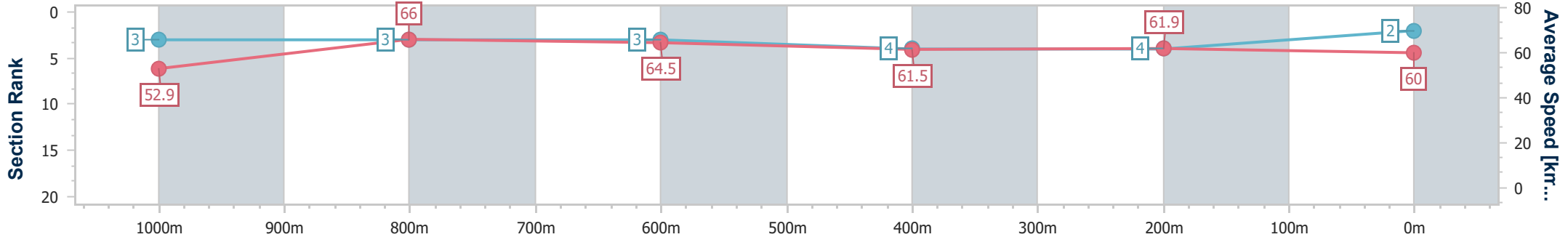


Mackay QLD Professional
 Race 7: RACING AGAIN THURSDAY 6TH JUNE BENCHMARK
 55 Handicap - 1200m
 27 May 2024 - 16:06



Track Rating: Good 4, Weather: Overcast, Rail Position: +2m Entire

| Section | Overall | 1000m | 800m | 600m | 400m | 200m |
|------------------------|--------------------------|--------------------------|--------------------------|--------------------------|--------------------------|--------------------------|
| Section Times | 1:10.92 [2] (0:13.61) | 0:57.31 [3] (0:10.93) | 0:46.38 [3] (0:11.14) | 0:35.24 [3] (0:11.62) | 0:23.62 [4] (0:11.62) | 0:12.00 [4] (0:12.00) |
| Average Speed [km/h] | 52.9 | 66.0 | 64.5 | 61.5 | 61.9 | 60.0 |
| Top Speed [km/h] | 65.7 | 66.5 | 66.3 | 62.6 | 63.1 | 62.2 |
| Avg. Dist. to Rail [m] | 1.2 | 0.8 | 0.7 | 1.0 | 1.1 | 1.2 |
| Avg. Stride Freq. [Hz] | 2.4 | 2.5 | 2.5 | 2.5 | 2.5 | 2.4 |
| Avg. Stride Length [m] | 6.2 | 7.2 | 7.2 | 6.9 | 6.9 | 6.9 |



- [] Ranking at each section and finish
- .-.- No data available at this section
- NA No data available



| | |
|--------------------------------|-----------------|
| Horse/Jockey Name | Cold Power |
| Final Rank | 3 |
| Fastest Section Time (Section) | 0:10.75 (1000m) |
| Top Speed [km/h] (Section) | 68.6 (1000m) |
| Race State | Finished |

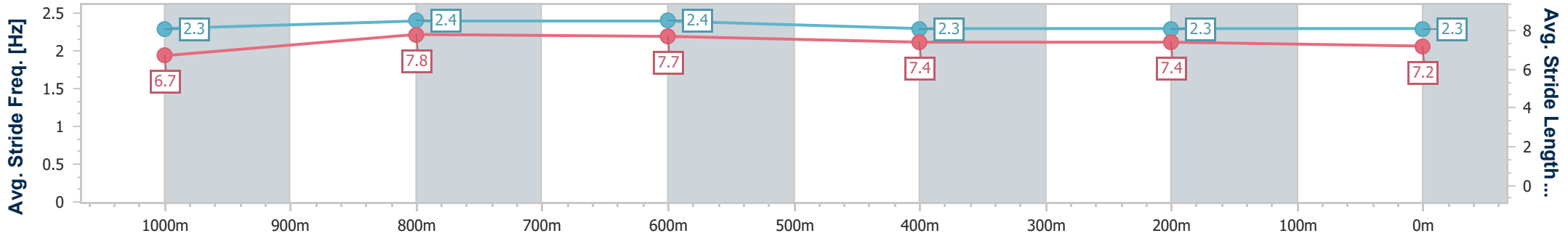
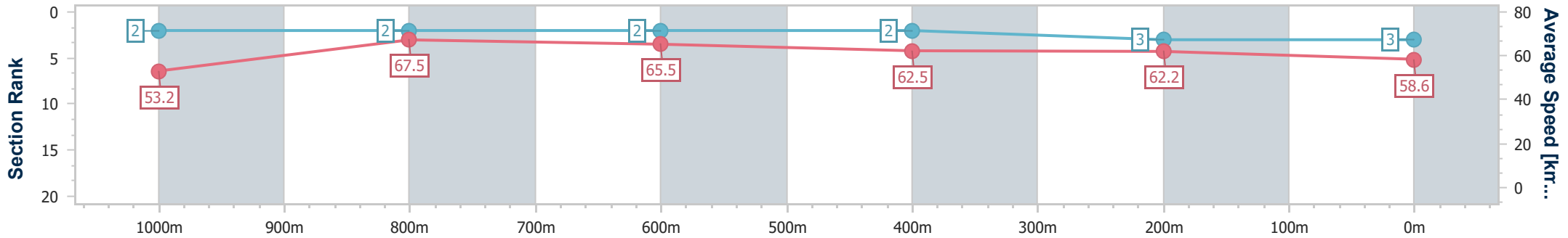


Mackay QLD Professional
 Race 7: RACING AGAIN THURSDAY 6TH JUNE BENCHMARK
 55 Handicap - 1200m
 27 May 2024 - 16:06



Track Rating: Good 4, Weather: Overcast, Rail Position: +2m Entire

| Section | Overall | 1000m | 800m | 600m | 400m | 200m |
|------------------------|--------------------------|--------------------------|--------------------------|--------------------------|--------------------------|--------------------------|
| Section Times | 1:10.94 [3] (0:13.60) | 0:57.34 [2] (0:10.75) | 0:46.59 [2] (0:11.04) | 0:35.55 [2] (0:11.62) | 0:23.93 [2] (0:11.64) | 0:12.29 [3] (0:12.29) |
| Average Speed [km/h] | 53.2 | 67.5 | 65.5 | 62.5 | 62.2 | 58.6 |
| Top Speed [km/h] | 67.3 | 68.6 | 67.3 | 64.3 | 63.0 | 61.2 |
| Avg. Dist. to Rail [m] | 3.5 | 1.9 | 1.6 | 1.3 | 2.7 | 4.3 |
| Avg. Stride Freq. [Hz] | 2.3 | 2.4 | 2.4 | 2.3 | 2.3 | 2.3 |
| Avg. Stride Length [m] | 6.7 | 7.8 | 7.7 | 7.4 | 7.4 | 7.2 |



- [] Ranking at each section and finish
- .-.- No data available at this section
- NA No data available



| | |
|--------------------------------|-----------------|
| Horse/Jockey Name | Skylight Song |
| Final Rank | 4 |
| Fastest Section Time (Section) | 0:10.82 (1000m) |
| Top Speed [km/h] (Section) | 69.0 (Overall) |
| Race State | Finished |

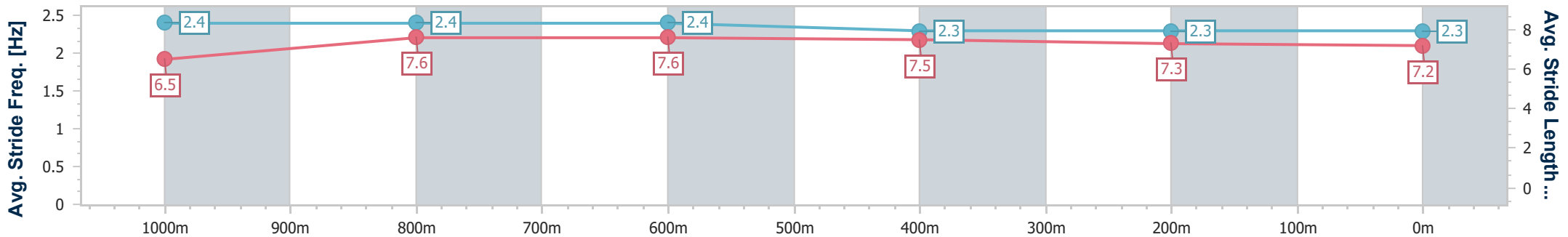
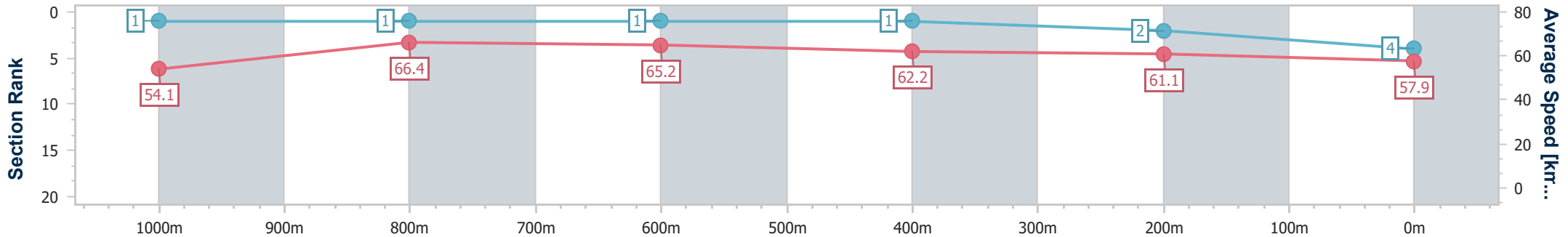


Mackay QLD Professional
 Race 7: RACING AGAIN THURSDAY 6TH JUNE BENCHMARK
 55 Handicap - 1200m
 27 May 2024 - 16:06



Track Rating: Good 4, Weather: Overcast, Rail Position: +2m Entire

| Section | Overall | 1000m | 800m | 600m | 400m | 200m |
|------------------------|--------------------------|--------------------------|--------------------------|--------------------------|--------------------------|--------------------------|
| Section Times | 1:11.08 [4] (0:13.49) | 0:57.59 [1] (0:10.82) | 0:46.77 [1] (0:10.99) | 0:35.78 [1] (0:11.53) | 0:24.25 [1] (0:11.80) | 0:12.45 [2] (0:12.45) |
| Average Speed [km/h] | 54.1 | 66.4 | 65.2 | 62.2 | 61.1 | 57.9 |
| Top Speed [km/h] | 69.0 | 67.7 | 66.0 | 64.2 | 62.0 | 60.6 |
| Avg. Dist. to Rail [m] | 7.0 | 0.7 | 1.4 | 0.8 | 1.3 | 1.2 |
| Avg. Stride Freq. [Hz] | 2.4 | 2.4 | 2.4 | 2.3 | 2.3 | 2.3 |
| Avg. Stride Length [m] | 6.5 | 7.6 | 7.6 | 7.5 | 7.3 | 7.2 |



- [] Ranking at each section and finish
- .-.- No data available at this section
- NA No data available



| | |
|--------------------------------|-----------------|
| Horse/Jockey Name | Roc De Russian |
| Final Rank | 5 |
| Fastest Section Time (Section) | 0:10.90 (1000m) |
| Top Speed [km/h] (Section) | 66.9 (1000m) |
| Race State | Finished |

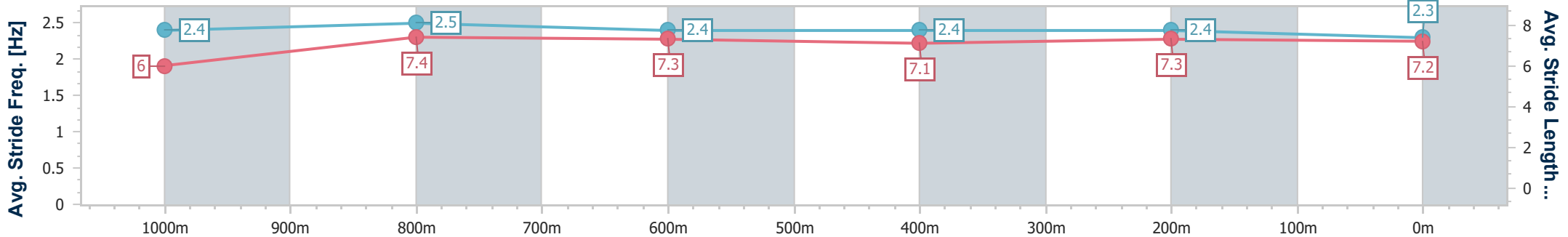
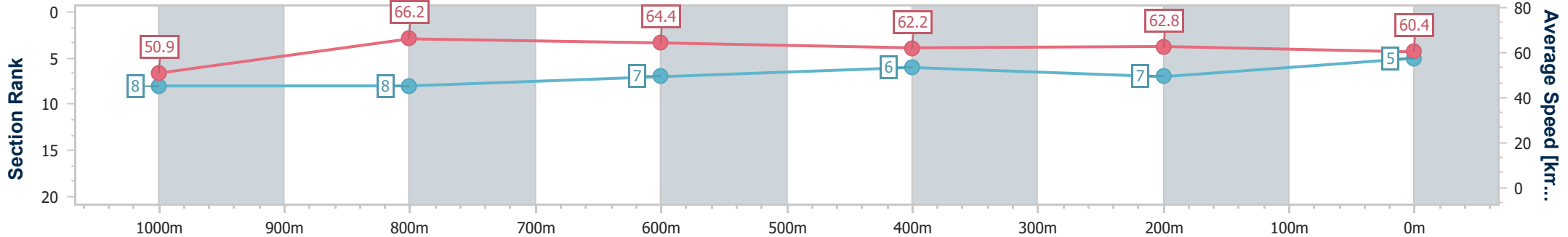


Mackay QLD Professional
 Race 7: RACING AGAIN THURSDAY 6TH JUNE BENCHMARK
 55 Handicap - 1200m
 27 May 2024 - 16:06



Track Rating: Good 4, Weather: Overcast, Rail Position: +2m Entire

| Section | Overall | 1000m | 800m | 600m | 400m | 200m |
|------------------------|--------------------------|--------------------------|--------------------------|--------------------------|--------------------------|--------------------------|
| Section Times | 1:11.30 [5] (0:14.16) | 0:57.14 [8] (0:10.90) | 0:46.24 [8] (0:11.15) | 0:35.09 [7] (0:11.68) | 0:23.41 [6] (0:11.48) | 0:11.93 [7] (0:11.93) |
| Average Speed [km/h] | 50.9 | 66.2 | 64.4 | 62.2 | 62.8 | 60.4 |
| Top Speed [km/h] | 65.6 | 66.9 | 66.5 | 63.5 | 64.0 | 62.9 |
| Avg. Dist. to Rail [m] | 1.1 | 0.6 | 0.5 | 1.0 | 2.5 | 3.9 |
| Avg. Stride Freq. [Hz] | 2.4 | 2.5 | 2.4 | 2.4 | 2.4 | 2.3 |
| Avg. Stride Length [m] | 6.0 | 7.4 | 7.3 | 7.1 | 7.3 | 7.2 |



- [] Ranking at each section and finish
- .-.- No data available at this section
- NA No data available



| | |
|--------------------------------|-----------------|
| Horse/Jockey Name | Out Back Boom |
| Final Rank | 6 |
| Fastest Section Time (Section) | 0:10.85 (1000m) |
| Top Speed [km/h] (Section) | 66.8 (1000m) |
| Race State | Finished |

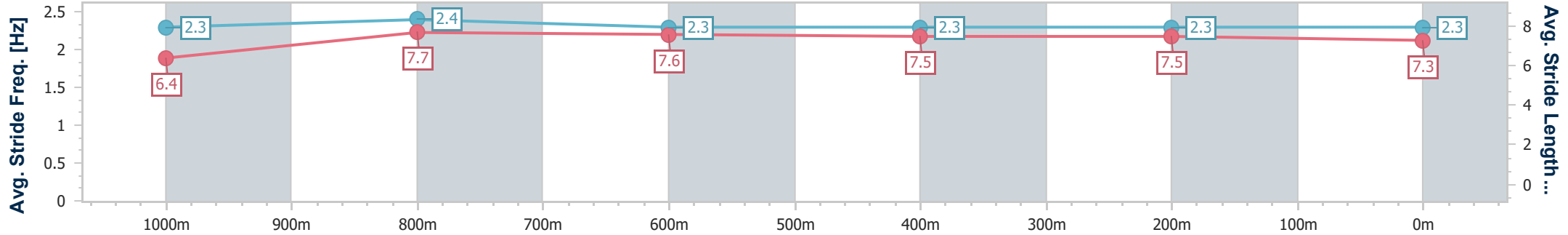
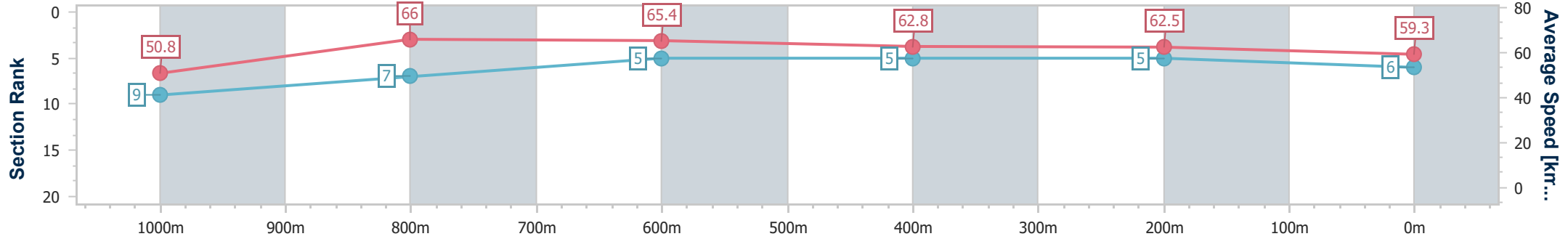


Mackay QLD Professional
 Race 7: RACING AGAIN THURSDAY 6TH JUNE BENCHMARK
 55 Handicap - 1200m
 27 May 2024 - 16:06



Track Rating: Good 4, Weather: Overcast, Rail Position: +2m Entire

| Section | Overall | 1000m | 800m | 600m | 400m | 200m |
|------------------------|--------------------------|--------------------------|--------------------------|--------------------------|--------------------------|--------------------------|
| Section Times | 1:11.32 [6] (0:14.18) | 0:57.14 [9] (0:10.85) | 0:46.29 [7] (0:11.00) | 0:35.29 [5] (0:11.59) | 0:23.70 [5] (0:11.58) | 0:12.12 [5] (0:12.12) |
| Average Speed [km/h] | 50.8 | 66.0 | 65.4 | 62.8 | 62.5 | 59.3 |
| Top Speed [km/h] | 65.0 | 66.8 | 66.4 | 63.8 | 63.5 | 62.6 |
| Avg. Dist. to Rail [m] | 0.8 | 0.9 | 0.7 | 1.9 | 2.5 | 5.3 |
| Avg. Stride Freq. [Hz] | 2.3 | 2.4 | 2.3 | 2.3 | 2.3 | 2.3 |
| Avg. Stride Length [m] | 6.4 | 7.7 | 7.6 | 7.5 | 7.5 | 7.3 |



- [] Ranking at each section and finish
- .-.- No data available at this section
- NA No data available



| | |
|--------------------------------|-----------------|
| Horse/Jockey Name | Our Heart Throb |
| Final Rank | 7 |
| Fastest Section Time (Section) | 0:10.99 (1000m) |
| Top Speed [km/h] (Section) | 66.6 (800m) |
| Race State | Finished |

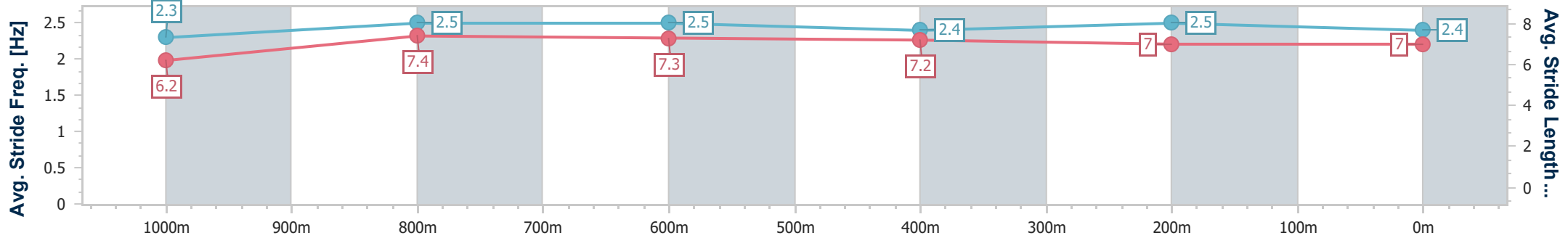
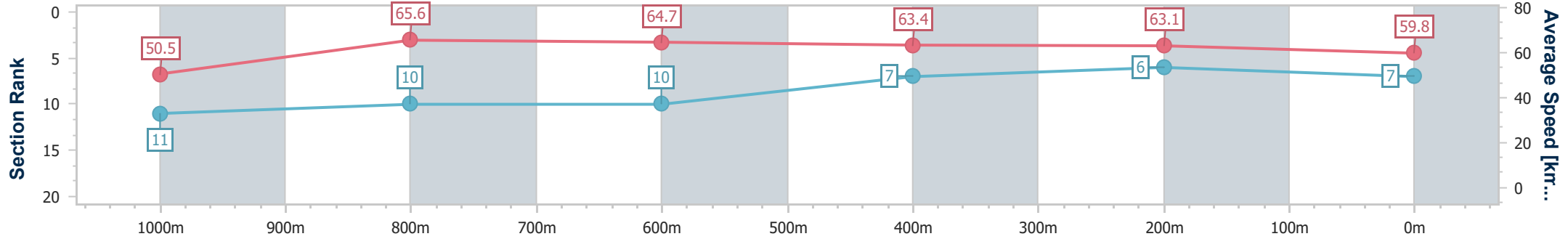


Mackay QLD Professional
 Race 7: RACING AGAIN THURSDAY 6TH JUNE BENCHMARK
 55 Handicap - 1200m
 27 May 2024 - 16:06



Track Rating: Good 4, Weather: Overcast, Rail Position: +2m Entire

| Section | Overall | 1000m | 800m | 600m | 400m | 200m |
|------------------------|--------------------------|---------------------------|---------------------------|---------------------------|--------------------------|--------------------------|
| Section Times | 1:11.33 [7] (0:14.31) | 0:57.02 [11] (0:10.99) | 0:46.03 [10] (0:11.18) | 0:34.85 [10] (0:11.44) | 0:23.41 [7] (0:11.36) | 0:12.05 [6] (0:12.05) |
| Average Speed [km/h] | 50.5 | 65.6 | 64.7 | 63.4 | 63.1 | 59.8 |
| Top Speed [km/h] | 64.1 | 66.6 | 66.6 | 64.8 | 63.7 | 63.7 |
| Avg. Dist. to Rail [m] | 2.7 | 0.6 | 1.9 | 0.8 | 0.8 | 0.7 |
| Avg. Stride Freq. [Hz] | 2.3 | 2.5 | 2.5 | 2.4 | 2.5 | 2.4 |
| Avg. Stride Length [m] | 6.2 | 7.4 | 7.3 | 7.2 | 7.0 | 7.0 |



- [] Ranking at each section and finish
- .-.- No data available at this section
- NA No data available



| | |
|--------------------------------|-----------------|
| Horse/Jockey Name | Lifetime Quest |
| Final Rank | 8 |
| Fastest Section Time (Section) | 0:11.15 (1000m) |
| Top Speed [km/h] (Section) | 66.3 (1000m) |
| Race State | Finished |

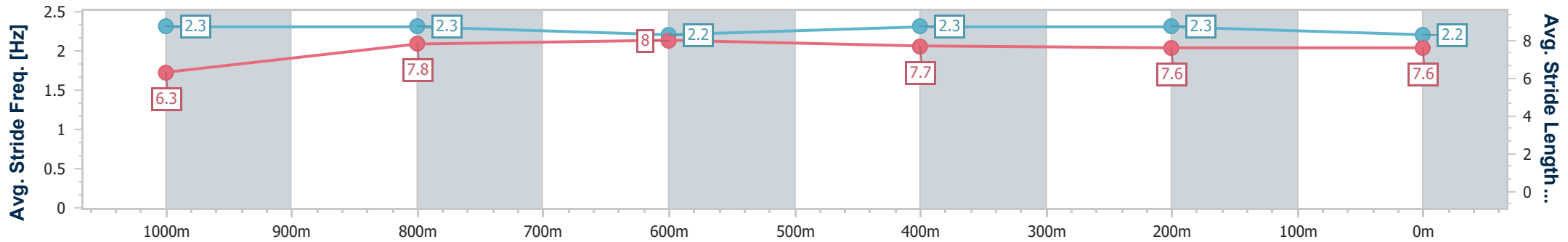
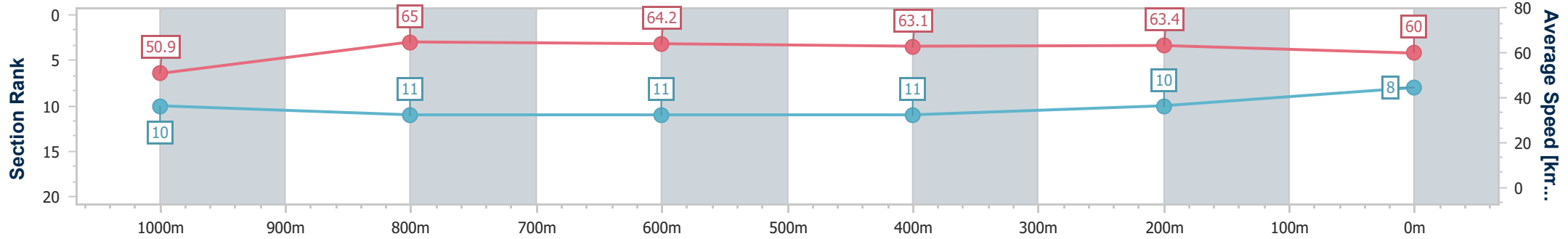


Mackay QLD Professional
 Race 7: RACING AGAIN THURSDAY 6TH JUNE BENCHMARK
 55 Handicap - 1200m
 27 May 2024 - 16:06



Track Rating: Good 4, Weather: Overcast, Rail Position: +2m Entire

| Section | Overall | 1000m | 800m | 600m | 400m | 200m |
|------------------------|--------------------------|---------------------------|---------------------------|---------------------------|---------------------------|---------------------------|
| Section Times | 1:11.78 [8] (0:14.26) | 0:57.52 [10] (0:11.15) | 0:46.37 [11] (0:11.29) | 0:35.08 [11] (0:11.60) | 0:23.48 [11] (0:11.46) | 0:12.02 [10] (0:12.02) |
| Average Speed [km/h] | 50.9 | 65.0 | 64.2 | 63.1 | 63.4 | 60.0 |
| Top Speed [km/h] | 64.9 | 66.3 | 65.7 | 64.1 | 65.0 | 62.9 |
| Avg. Dist. to Rail [m] | 6.3 | 2.8 | 1.8 | 2.3 | 5.2 | 6.0 |
| Avg. Stride Freq. [Hz] | 2.3 | 2.3 | 2.2 | 2.3 | 2.3 | 2.2 |
| Avg. Stride Length [m] | 6.3 | 7.8 | 8.0 | 7.7 | 7.6 | 7.6 |



- [] Ranking at each section and finish
- .-.-.- No data available at this section
- NA No data available



| | |
|--------------------------------|-----------------|
| Horse/Jockey Name | Knowitall Jack |
| Final Rank | 9 |
| Fastest Section Time (Section) | 0:10.96 (1000m) |
| Top Speed [km/h] (Section) | 67.7 (1000m) |
| Race State | Finished |

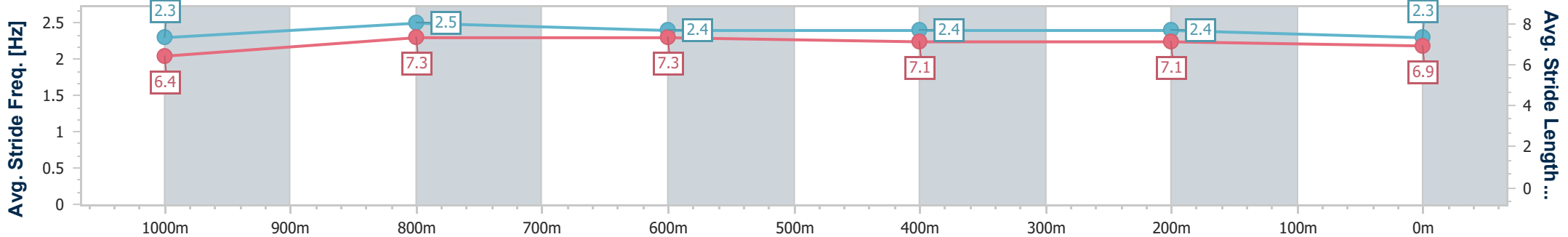
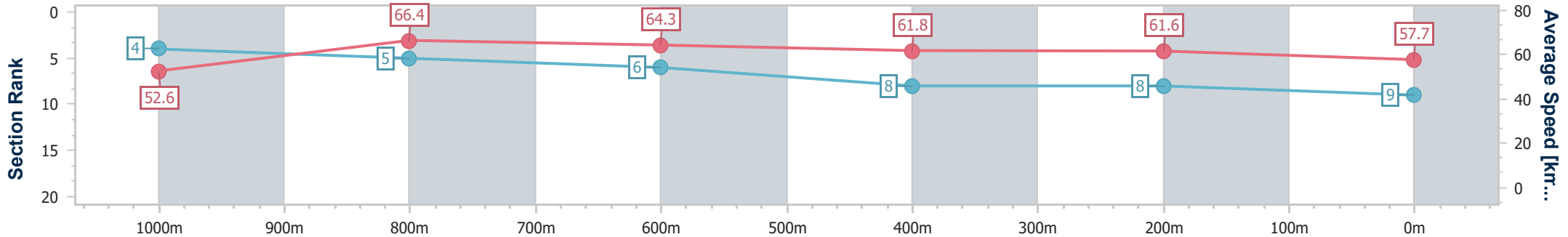


Mackay QLD Professional
 Race 7: RACING AGAIN THURSDAY 6TH JUNE BENCHMARK
 55 Handicap - 1200m
 27 May 2024 - 16:06



Track Rating: Good 4, Weather: Overcast, Rail Position: +2m Entire

| Section | Overall | 1000m | 800m | 600m | 400m | 200m |
|------------------------|--------------------------|--------------------------|--------------------------|--------------------------|--------------------------|--------------------------|
| Section Times | 1:12.12 [9] (0:13.83) | 0:58.29 [4] (0:10.96) | 0:47.33 [5] (0:11.25) | 0:36.08 [6] (0:11.89) | 0:24.19 [8] (0:11.75) | 0:12.44 [8] (0:12.44) |
| Average Speed [km/h] | 52.6 | 66.4 | 64.3 | 61.8 | 61.6 | 57.7 |
| Top Speed [km/h] | 66.9 | 67.7 | 65.7 | 62.6 | 62.4 | 61.6 |
| Avg. Dist. to Rail [m] | 6.8 | 2.8 | 2.1 | 2.5 | 4.0 | 4.9 |
| Avg. Stride Freq. [Hz] | 2.3 | 2.5 | 2.4 | 2.4 | 2.4 | 2.3 |
| Avg. Stride Length [m] | 6.4 | 7.3 | 7.3 | 7.1 | 7.1 | 6.9 |



- [] Ranking at each section and finish
- .-.- No data available at this section
- NA No data available



| | |
|--------------------------------|--------------------|
| Horse/Jockey Name | Hollywood Dreaming |
| Final Rank | 10 |
| Fastest Section Time (Section) | 0:11.11 (1000m) |
| Top Speed [km/h] (Section) | 66.8 (1000m) |
| Race State | Finished |

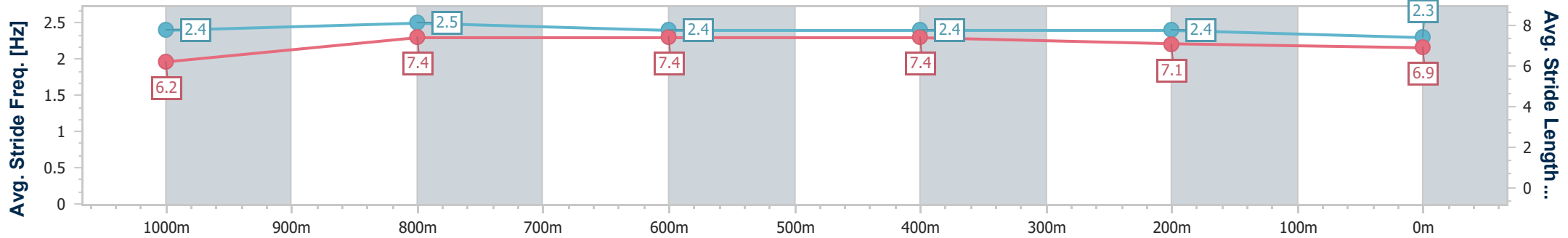
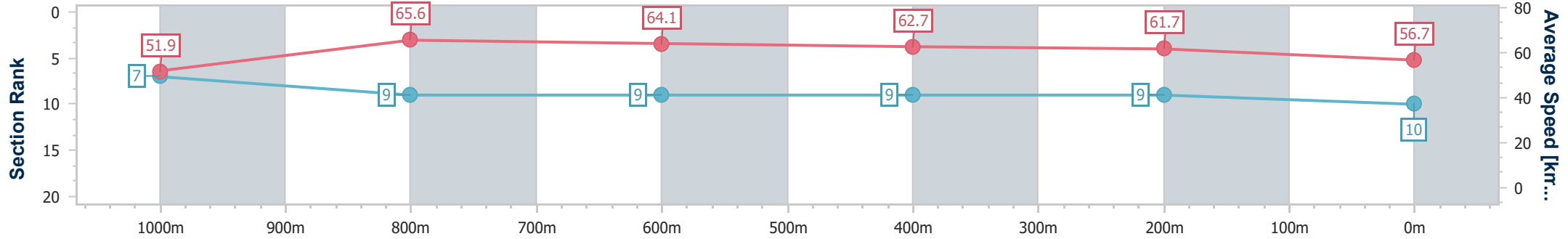


Mackay QLD Professional
 Race 7: RACING AGAIN THURSDAY 6TH JUNE BENCHMARK
 55 Handicap - 1200m
 27 May 2024 - 16:06



Track Rating: Good 4, Weather: Overcast, Rail Position: +2m Entire

| Section | Overall | 1000m | 800m | 600m | 400m | 200m |
|------------------------|---------------------------|--------------------------|--------------------------|--------------------------|--------------------------|--------------------------|
| Section Times | 1:12.40 [10] (0:13.98) | 0:58.42 [7] (0:11.11) | 0:47.31 [9] (0:11.33) | 0:35.98 [9] (0:11.60) | 0:24.38 [9] (0:11.71) | 0:12.67 [9] (0:12.67) |
| Average Speed [km/h] | 51.9 | 65.6 | 64.1 | 62.7 | 61.7 | 56.7 |
| Top Speed [km/h] | 65.0 | 66.8 | 65.0 | 63.0 | 63.0 | 60.7 |
| Avg. Dist. to Rail [m] | 8.3 | 4.2 | 3.0 | 0.9 | 2.1 | 2.2 |
| Avg. Stride Freq. [Hz] | 2.4 | 2.5 | 2.4 | 2.4 | 2.4 | 2.3 |
| Avg. Stride Length [m] | 6.2 | 7.4 | 7.4 | 7.4 | 7.1 | 6.9 |



- [] Ranking at each section and finish
- .-.- No data available at this section
- NA No data available



| | |
|--------------------------------|-----------------|
| Horse/Jockey Name | Nellyation |
| Final Rank | 11 |
| Fastest Section Time (Section) | 0:10.98 (1000m) |
| Top Speed [km/h] (Section) | 67.5 (1000m) |
| Race State | Finished |

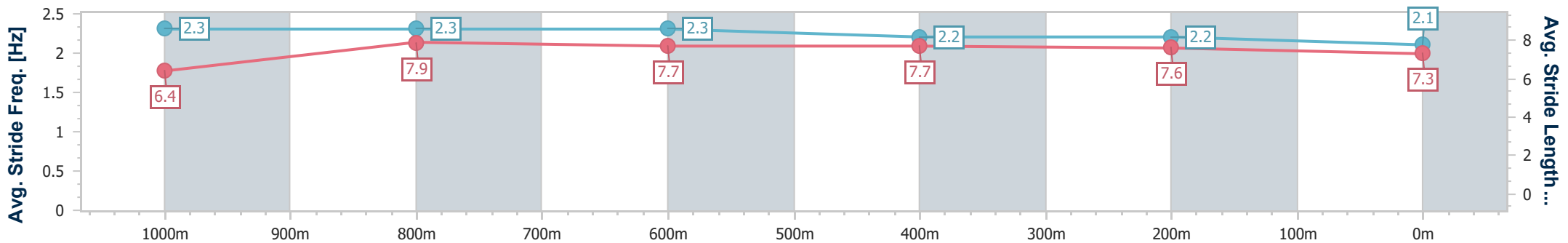
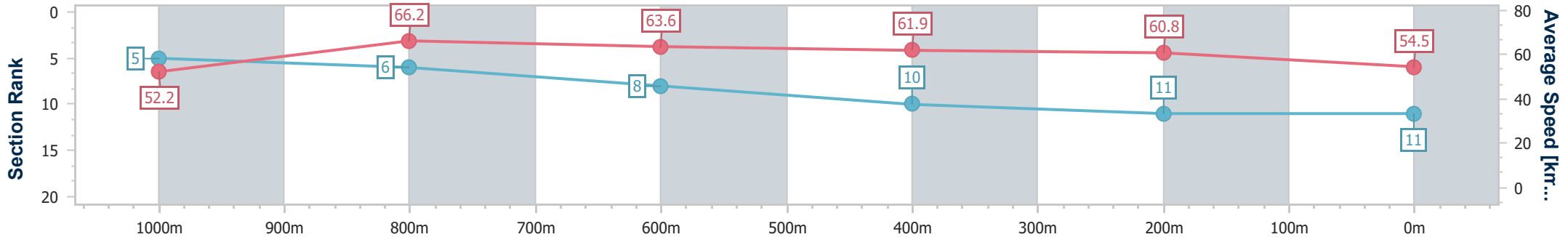


Mackay QLD Professional
 Race 7: RACING AGAIN THURSDAY 6TH JUNE BENCHMARK
 55 Handicap - 1200m
 27 May 2024 - 16:06



Track Rating: Good 4, Weather: Overcast, Rail Position: +2m Entire

| Section | Overall | 1000m | 800m | 600m | 400m | 200m |
|------------------------|---------------------------|--------------------------|--------------------------|--------------------------|---------------------------|---------------------------|
| Section Times | 1:13.12 [11] (0:13.89) | 0:59.23 [5] (0:10.98) | 0:48.25 [6] (0:11.44) | 0:36.81 [8] (0:11.74) | 0:25.07 [10] (0:11.89) | 0:13.18 [11] (0:13.18) |
| Average Speed [km/h] | 52.2 | 66.2 | 63.6 | 61.9 | 60.8 | 54.5 |
| Top Speed [km/h] | 67.5 | 67.5 | 65.2 | 62.3 | 61.7 | 59.5 |
| Avg. Dist. to Rail [m] | 5.1 | 3.5 | 3.1 | 1.0 | 3.1 | 4.5 |
| Avg. Stride Freq. [Hz] | 2.3 | 2.3 | 2.3 | 2.2 | 2.2 | 2.1 |
| Avg. Stride Length [m] | 6.4 | 7.9 | 7.7 | 7.7 | 7.6 | 7.3 |



- [] Ranking at each section and finish
- .-.- No data available at this section
- NA No data available