



Sunshine Coast QLD Professional

Race 7: LANDSBOROUGH PUB BENCHMARK 70 Handicap - 1400m

26 May 2024 - 16:31



Track Rating: Soft 6, Weather: Fine, Rail Position: +12m

Section		Overall	1200m	1000m	800m	600m	400m	Last 600m				
Field Times		1:26.26 (0:13.50)	1:12.76 (0:11.38)	1:01.38 (0:11.99)	0:49.39 (0:12.16)	0:37.23 (0:12.15)	0:25.08 (0:12.18)	0:37.23				
Rank	TAB Horse/Jockey	Barrier	Top Speed [km/h]	Fastest Section	Distance Travelled [m]							
1	9 BRAVE MASO Jai Williams	4	66.3 Overall	0:11.21 1200m	1:26.26 [1] (0:13.83)	1:12.43 [2] (0:11.21)	1:01.22 [2] (0:11.92)	0:49.30 [2] (0:12.07)	0:37.23 [1] (0:12.15)	0:25.08 [1] (0:12.18)	0:37.23	
2	7 HOUSTON ROCKET Justin Huxtable	10	65.0 Overall	0:11.33 1200m	1:26.27 [2] (0:14.45)	1:11.82 [10] (0:11.33)	1:00.49 [9] (0:12.19)	0:48.30 [9] (0:11.87)	0:36.43 [9] (0:12.21)	0:24.22 [9] (0:11.67)	0:36.43	+4
3	2 MISHANI SPARTAN Boris Thornton	3	66.0 1200m	0:11.30 1200m	1:26.28 [3] (0:14.21)	1:12.07 [7] (0:11.30)	1:00.77 [7] (0:12.06)	0:48.71 [7] (0:12.02)	0:36.69 [7] (0:12.22)	0:24.47 [6] (0:11.92)	0:36.69	+2
4	5 SIZZLING GAL Robbie Dolan	6	65.4 1200m	0:11.43 1200m	1:26.31 [4] (0:14.30)	1:12.01 [9] (0:11.43)	1:00.58 [8] (0:12.01)	0:48.57 [8] (0:12.01)	0:36.56 [8] (0:12.21)	0:24.35 [8] (0:11.91)	0:36.56	+6
5	10 IOANE Cody Collis	2	65.4 1200m	0:11.27 1200m	1:26.48 [5] (0:13.87)	1:12.61 [4] (0:11.27)	1:01.34 [3] (0:11.88)	0:49.46 [3] (0:12.28)	0:37.18 [4] (0:12.26)	0:24.92 [3] (0:12.06)	0:37.18	+5
6	11 KUBWA Samantha Collett	11	63.9 Overall	0:11.65 1200m	1:26.75 [6] (0:14.25)	1:12.50 [8] (0:11.65)	1:00.85 [10] (0:12.27)	0:48.58 [10] (0:11.96)	0:36.62 [10] (0:12.18)	0:24.44 [10] (0:11.76)	0:36.62	+6
7	13 CRYPTO CURRENCY Nikita Beriman	7	67.4 Overall	0:11.38 1200m	1:27.13 [7] (0:13.50)	1:13.63 [1] (0:11.38)	1:02.25 [1] (0:11.99)	0:50.26 [1] (0:12.28)	0:37.98 [2] (0:12.29)	0:25.69 [2] (0:12.24)	0:37.98	+9
8	6 HALF CROWN Michael Rodd	9	67.0 1200m	0:11.27 1200m	1:27.26 [8] (0:14.18)	1:13.08 [6] (0:11.27)	1:01.81 [6] (0:12.03)	0:49.78 [6] (0:12.01)	0:37.77 [6] (0:12.37)	0:25.40 [7] (0:12.12)	0:37.77	+5
9	1 COLLAY'S SPIRIT Dale Smith	5	65.3 1200m	0:11.35 1200m	1:27.55 [9] (0:13.87)	1:13.68 [5] (0:11.35)	1:02.33 [4] (0:12.03)	0:50.30 [5] (0:12.21)	0:38.09 [5] (0:12.19)	0:25.90 [5] (0:12.20)	0:38.09	+3
10	3 HANG FIVE Jag Guthmann-Chester	14	64.5 1200m	0:11.39 1200m	1:28.71 [10] (0:13.85)	1:14.86 [3] (0:11.39)	1:03.47 [5] (0:11.93)	0:51.54 [4] (0:12.11)	0:39.43 [3] (0:12.31)	0:27.12 [4] (0:12.55)	0:39.43	+4

Scratched: Selous (#4), London Point (#8), Koolatah (#14), Redente Choice (#15), Saddles (#12)

[] Ranking at each section and finish
 -:-:- No data available at this section
 NA No data available

SCN Saddle cloth number
 DNF Did not finish
 DNT Did not track



Sunshine Coast QLD Professional

Race 7: LANDSBOROUGH PUB BENCHMARK 70 Handicap - 1400m

26 May 2024 - 16:31



Track Rating: Soft 6, Weather: Fine, Rail Position: +12m

Section							200m			Last 600m
Field Times							0:12.90			0:37.23
Rank	TAB	Horse/Jockey	Barrier	Top Speed [km/h]	Fastest Section	Margin				Distance Travelled [m]
1	9	BRAVE MASO Jai Williams	4	66.3 Overall	0:11.21 1200m	0:12.90 [1] (0:12.90)	1:26.26			0:37.23
2	7	HOUSTON ROCKET Justin Huxtable	10	65.0 Overall	0:11.33 1200m	0:12.55 [4] (0:12.55)	0.1L			0:36.43 +4
3	2	MISHANI SPARTAN Boris Thornton	3	66.0 1200m	0:11.30 1200m	0:12.55 [5] (0:12.55)	0.2L			0:36.69 +2
4	5	SIZZLING GAL Robbie Dolan	6	65.4 1200m	0:11.43 1200m	0:12.44 [7] (0:12.44)	0.3L			0:36.56 +6
5	10	IOANE Cody Collis	2	65.4 1200m	0:11.27 1200m	0:12.86 [2] (0:12.86)	1.1L			0:37.18 +5
6	11	KUBWA Samantha Collett	11	63.9 Overall	0:11.65 1200m	0:12.68 [9] (0:12.68)	2.6L			0:36.62 +6
7	13	CRYPTO CURRENCY Nikita Beriman	7	67.4 Overall	0:11.38 1200m	0:13.45 [3] (0:13.45)	4.6L			0:37.98 +9
8	6	HALF CROWN Michael Rodd	9	67.0 1200m	0:11.27 1200m	0:13.28 [8] (0:13.28)	5.1L			0:37.77 +5
9	1	COLLAY'S SPIRIT Dale Smith	5	65.3 1200m	0:11.35 1200m	0:13.70 [6] (0:13.70)	6.6L			0:38.09 +3
10	3	HANG FIVE Jag Guthmann-Chester	14	64.5 1200m	0:11.39 1200m	0:14.57 [10] (0:14.57)	13.4L			0:39.43 +4

Scratched: Selous (#4), London Point (#8), Koolatah (#14), Redente Choice (#15), Saddles (#12)

[] Ranking at each section and finish
 -:-:- No data available at this section
 NA No data available

SCN Saddle cloth number
 DNF Did not finish
 DNT Did not track



Horse/Jockey Name	Brave Maso
Final Rank	1
Fastest Section Time (Section)	0:11.21 (1200m)
Top Speed [km/h] (Section)	66.3 (Overall)
Race State	Finished



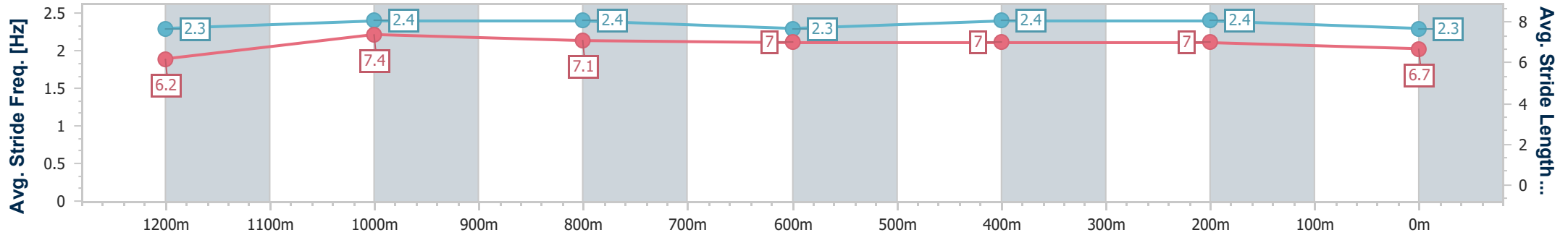
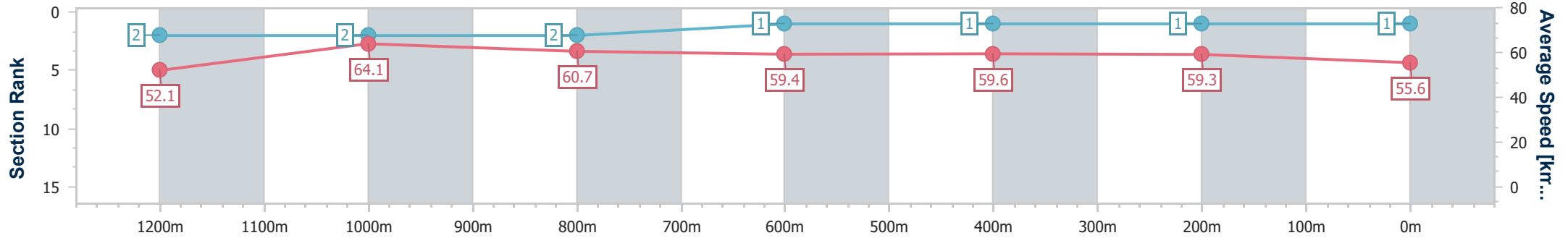
Sunshine Coast QLD Professional
Race 7: LANDSBOROUGH PUB BENCHMARK 70 Handicap - 1400m



26 May 2024 - 16:31

Track Rating: Soft 6, Weather: Fine, Rail Position: +12m

Section	Overall	1200m	1000m	800m	600m	400m	200m
Section Times	1:26.26 [1] (0:13.83)	1:12.43 [2] (0:11.21)	1:01.22 [2] (0:11.92)	0:49.30 [2] (0:12.07)	0:37.23 [1] (0:12.15)	0:25.08 [1] (0:12.18)	0:12.90 [1] (0:12.90)
Average Speed [km/h]	52.1	64.1	60.7	59.4	59.6	59.3	55.6
Top Speed [km/h]	66.3	66.3	61.6	60.1	61.0	60.2	57.8
Avg. Dist. to Rail [m]	2.9	1.3	0.5	0.6	1.3	2.7	0.7
Avg. Stride Freq. [Hz]	2.3	2.4	2.4	2.3	2.4	2.4	2.3
Avg. Stride Length [m]	6.2	7.4	7.1	7.0	7.0	7.0	6.7



- [] Ranking at each section and finish
- .-.- No data available at this section
- NA No data available



Horse/Jockey Name	Houston Rocket
Final Rank	2
Fastest Section Time (Section)	0:11.33 (1200m)
Top Speed [km/h] (Section)	65.0 (Overall)
Race State	Finished



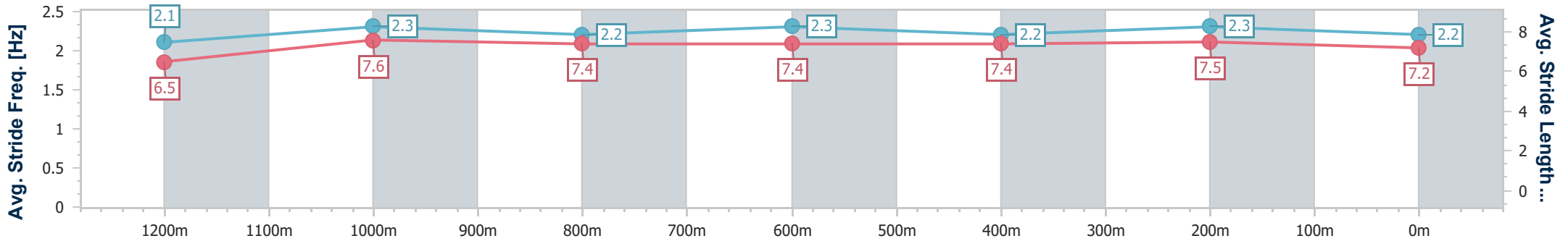
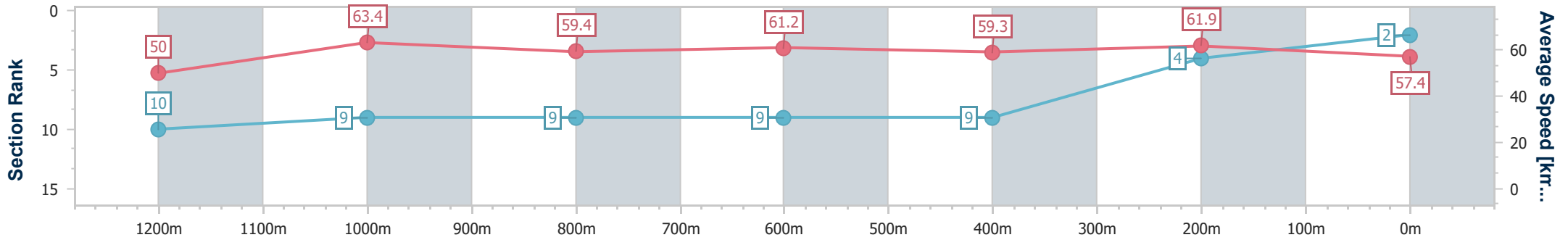
Sunshine Coast QLD Professional
Race 7: LANDSBOROUGH PUB BENCHMARK 70 Handicap - 1400m



26 May 2024 - 16:31

Track Rating: Soft 6, Weather: Fine, Rail Position: +12m

Section	Overall	1200m	1000m	800m	600m	400m	200m
Section Times	1:26.27 [2] (0:14.45)	1:11.82 [10] (0:11.33)	1:00.49 [9] (0:12.19)	0:48.30 [9] (0:11.87)	0:36.43 [9] (0:12.21)	0:24.22 [9] (0:11.67)	0:12.55 [4] (0:12.55)
Average Speed [km/h]	50.0	63.4	59.4	61.2	59.3	61.9	57.4
Top Speed [km/h]	65.0	64.8	61.4	62.4	60.1	63.2	60.8
Avg. Dist. to Rail [m]	4.4	0.6	1.2	1.8	1.4	0.3	0.7
Avg. Stride Freq. [Hz]	2.1	2.3	2.2	2.3	2.2	2.3	2.2
Avg. Stride Length [m]	6.5	7.6	7.4	7.4	7.4	7.5	7.2



- [] Ranking at each section and finish
- .-.- No data available at this section
- NA No data available



Horse/Jockey Name	Mishani Spartan
Final Rank	3
Fastest Section Time (Section)	0:11.30 (1200m)
Top Speed [km/h] (Section)	66.0 (1200m)
Race State	Finished



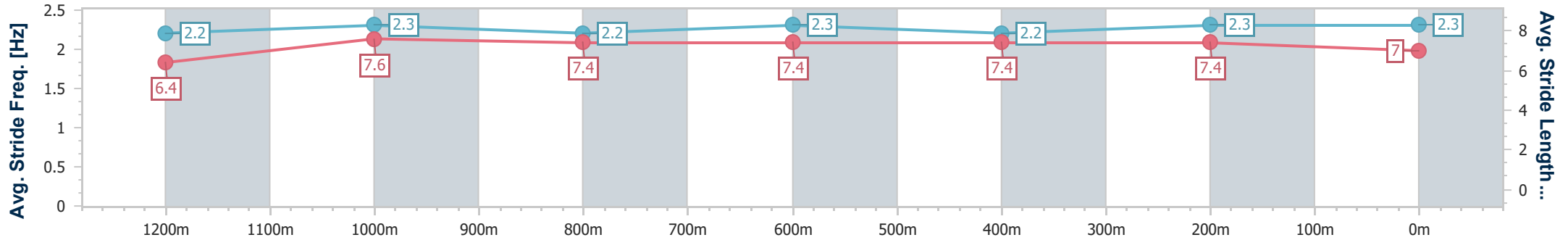
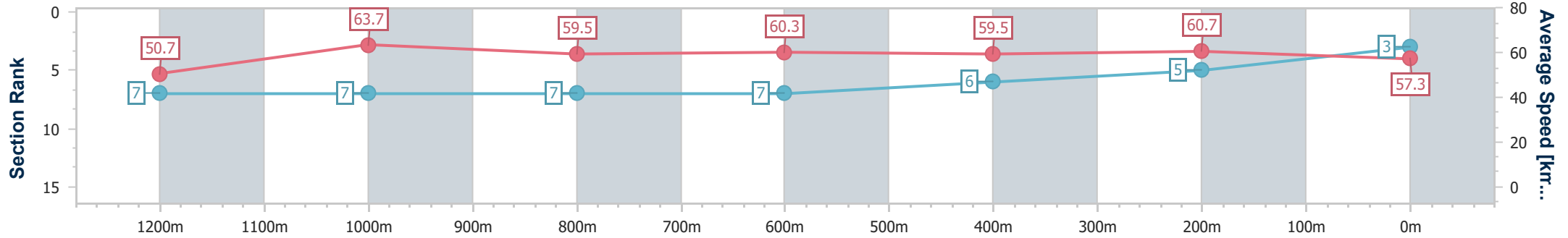
Sunshine Coast QLD Professional
Race 7: LANDSBOROUGH PUB BENCHMARK 70 Handicap - 1400m



26 May 2024 - 16:31

Track Rating: Soft 6, Weather: Fine, Rail Position: +12m

Section	Overall	1200m	1000m	800m	600m	400m	200m
Section Times	1:26.28 [3] (0:14.21)	1:12.07 [7] (0:11.30)	1:00.77 [7] (0:12.06)	0:48.71 [7] (0:12.02)	0:36.69 [7] (0:12.22)	0:24.47 [6] (0:11.92)	0:12.55 [5] (0:12.55)
Average Speed [km/h]	50.7	63.7	59.5	60.3	59.5	60.7	57.3
Top Speed [km/h]	64.5	66.0	60.5	61.3	60.5	61.3	59.9
Avg. Dist. to Rail [m]	0.4	0.9	0.9	1.3	2.1	3.5	3.6
Avg. Stride Freq. [Hz]	2.2	2.3	2.2	2.3	2.2	2.3	2.3
Avg. Stride Length [m]	6.4	7.6	7.4	7.4	7.4	7.4	7.0



- [] Ranking at each section and finish
- .-.- No data available at this section
- NA No data available



Horse/Jockey Name	Sizzling Gal
Final Rank	4
Fastest Section Time (Section)	0:11.43 (1200m)
Top Speed [km/h] (Section)	65.4 (1200m)
Race State	Finished



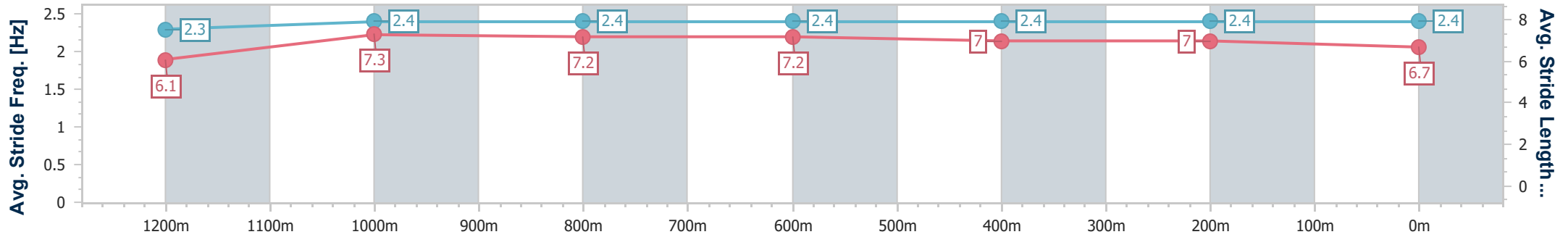
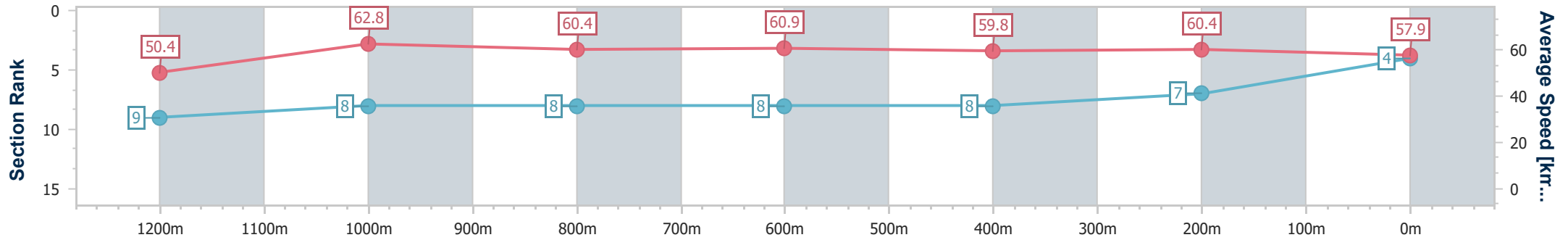
Sunshine Coast QLD Professional
Race 7: LANDSBOROUGH PUB BENCHMARK 70 Handicap - 1400m



26 May 2024 - 16:31

Track Rating: Soft 6, Weather: Fine, Rail Position: +12m

Section	Overall	1200m	1000m	800m	600m	400m	200m
Section Times	1:26.31 [4] (0:14.30)	1:12.01 [9] (0:11.43)	1:00.58 [8] (0:12.01)	0:48.57 [8] (0:12.01)	0:36.56 [8] (0:12.21)	0:24.35 [8] (0:11.91)	0:12.44 [7] (0:12.44)
Average Speed [km/h]	50.4	62.8	60.4	60.9	59.8	60.4	57.9
Top Speed [km/h]	64.5	65.4	61.5	63.1	60.6	62.4	61.8
Avg. Dist. to Rail [m]	4.7	2.3	2.0	2.7	2.4	3.8	3.1
Avg. Stride Freq. [Hz]	2.3	2.4	2.4	2.4	2.4	2.4	2.4
Avg. Stride Length [m]	6.1	7.3	7.2	7.2	7.0	7.0	6.7



- [] Ranking at each section and finish
- .-.- No data available at this section
- NA No data available



Horse/Jockey Name	loane
Final Rank	5
Fastest Section Time (Section)	0:11.27 (1200m)
Top Speed [km/h] (Section)	65.4 (1200m)
Race State	Finished



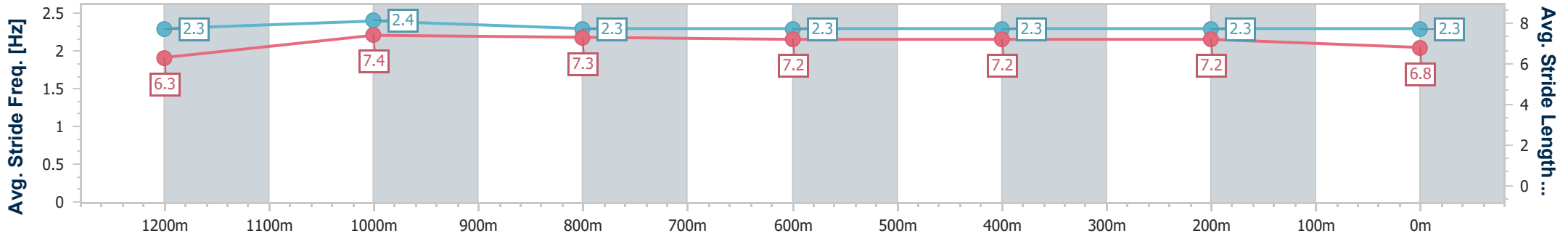
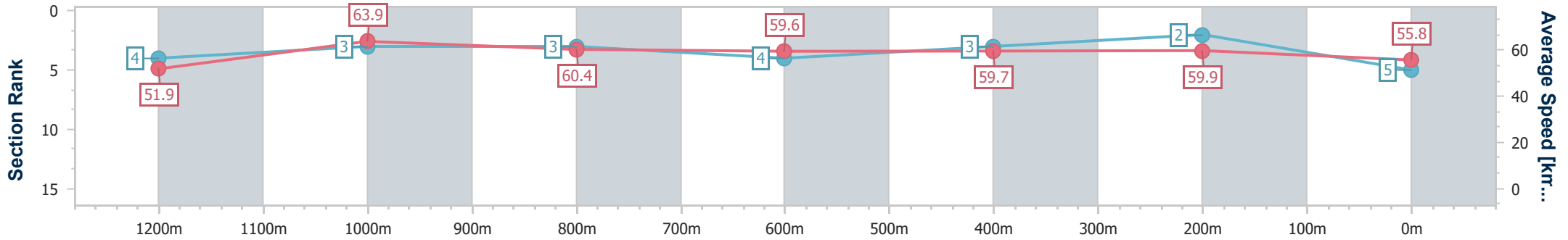
Sunshine Coast QLD Professional
Race 7: LANDSBOROUGH PUB BENCHMARK 70 Handicap - 1400m



26 May 2024 - 16:31

Track Rating: Soft 6, Weather: Fine, Rail Position: +12m

Section	Overall	1200m	1000m	800m	600m	400m	200m
Section Times	1:26.48 [5] (0:13.87)	1:12.61 [4] (0:11.27)	1:01.34 [3] (0:11.88)	0:49.46 [3] (0:12.28)	0:37.18 [4] (0:12.26)	0:24.92 [3] (0:12.06)	0:12.86 [2] (0:12.86)
Average Speed [km/h]	51.9	63.9	60.4	59.6	59.7	59.9	55.8
Top Speed [km/h]	65.1	65.4	61.6	60.5	60.9	60.8	57.4
Avg. Dist. to Rail [m]	3.3	3.1	1.8	2.8	3.5	2.7	1.3
Avg. Stride Freq. [Hz]	2.3	2.4	2.3	2.3	2.3	2.3	2.3
Avg. Stride Length [m]	6.3	7.4	7.3	7.2	7.2	7.2	6.8



- [] Ranking at each section and finish
- .-.- No data available at this section
- NA No data available



Horse/Jockey Name	Kubwa
Final Rank	6
Fastest Section Time (Section)	0:11.65 (1200m)
Top Speed [km/h] (Section)	63.9 (Overall)
Race State	Finished



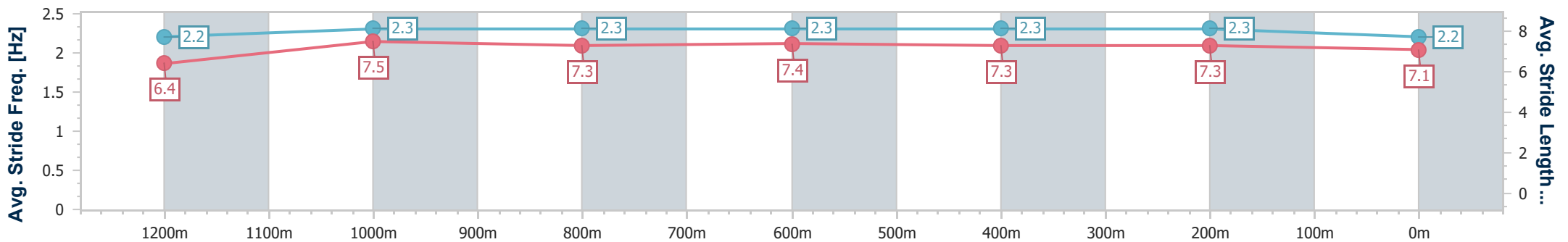
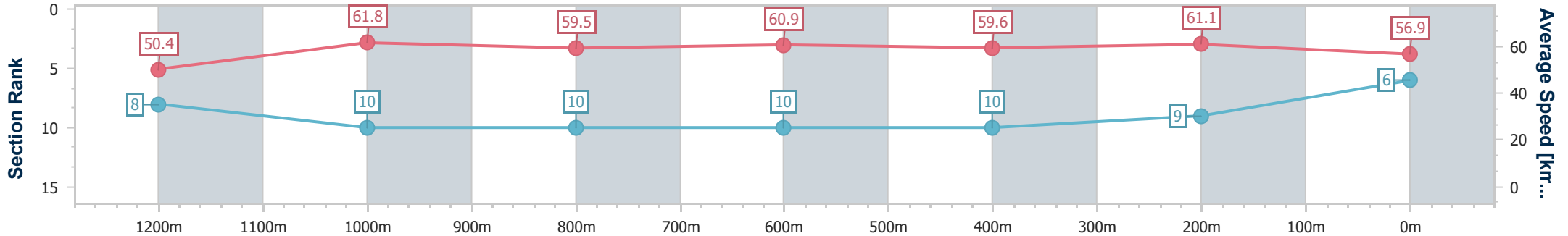
Sunshine Coast QLD Professional
Race 7: LANDBOROUGH PUB BENCHMARK 70 Handicap - 1400m



26 May 2024 - 16:31

Track Rating: Soft 6, Weather: Fine, Rail Position: +12m

Section	Overall	1200m	1000m	800m	600m	400m	200m
Section Times	1:26.75 [6] (0:14.25)	1:12.50 [8] (0:11.65)	1:00.85 [10] (0:12.27)	0:48.58 [10] (0:11.96)	0:36.62 [10] (0:12.18)	0:24.44 [10] (0:11.76)	0:12.68 [9]
Average Speed [km/h]	50.4	61.8	59.5	60.9	59.6	61.1	56.9
Top Speed [km/h]	63.9	63.4	60.8	62.8	61.2	62.0	61.2
Avg. Dist. to Rail [m]	10.9	5.4	3.8	2.6	1.0	1.2	0.5
Avg. Stride Freq. [Hz]	2.2	2.3	2.3	2.3	2.3	2.3	2.2
Avg. Stride Length [m]	6.4	7.5	7.3	7.4	7.3	7.3	7.1



- [] Ranking at each section and finish
- .-.- No data available at this section
- NA No data available



Horse/Jockey Name	Crypto Currency
Final Rank	7
Fastest Section Time (Section)	0:11.38 (1200m)
Top Speed [km/h] (Section)	67.4 (Overall)
Race State	Finished



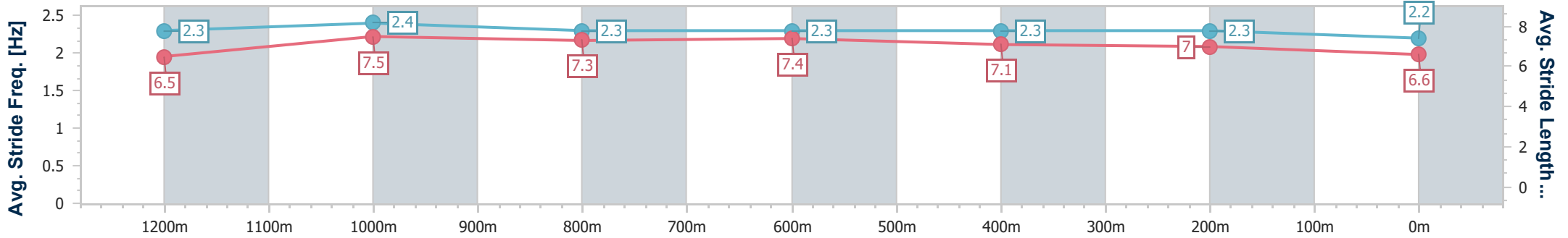
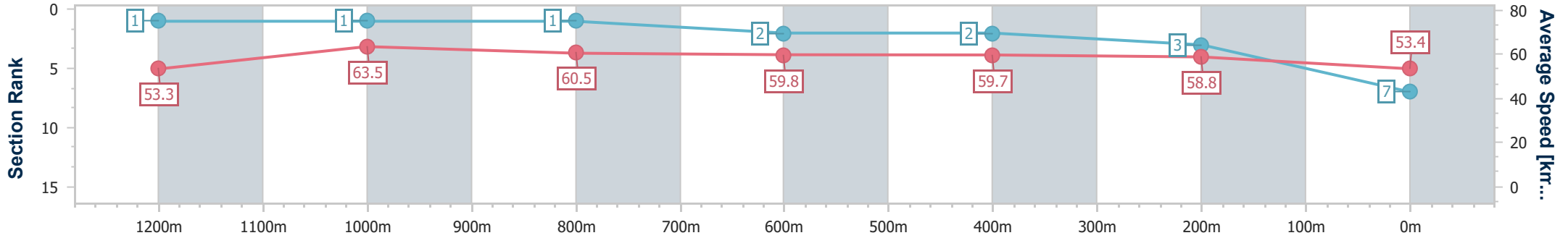
Sunshine Coast QLD Professional
Race 7: LANDSBOROUGH PUB BENCHMARK 70 Handicap - 1400m



26 May 2024 - 16:31

Track Rating: Soft 6, Weather: Fine, Rail Position: +12m

Section	Overall	1200m	1000m	800m	600m	400m	200m
Section Times	1:27.13 [7] (0:13.50)	1:13.63 [1] (0:11.38)	1:02.25 [1] (0:11.99)	0:50.26 [1] (0:12.28)	0:37.98 [2] (0:12.29)	0:25.69 [2] (0:12.24)	0:13.45 [3] (0:13.45)
Average Speed [km/h]	53.3	63.5	60.5	59.8	59.7	58.8	53.4
Top Speed [km/h]	67.4	65.3	61.6	61.1	60.2	60.1	57.3
Avg. Dist. to Rail [m]	5.0	1.8	1.9	4.0	2.9	2.8	3.4
Avg. Stride Freq. [Hz]	2.3	2.4	2.3	2.3	2.3	2.3	2.2
Avg. Stride Length [m]	6.5	7.5	7.3	7.4	7.1	7.0	6.6



- [] Ranking at each section and finish
- .-.- No data available at this section
- NA No data available



Horse/Jockey Name	Half Crown
Final Rank	8
Fastest Section Time (Section)	0:11.27 (1200m)
Top Speed [km/h] (Section)	67.0 (1200m)
Race State	Finished



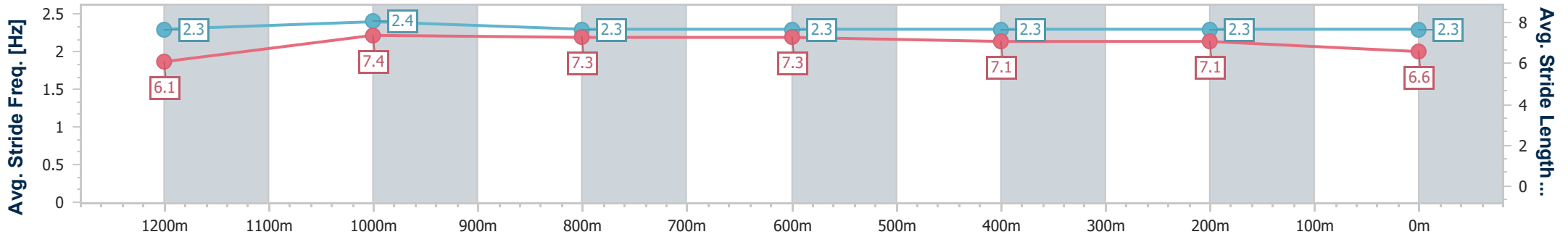
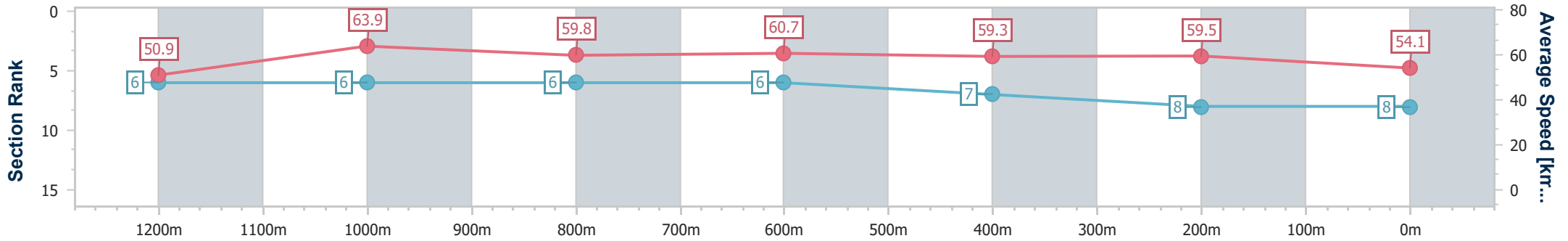
Sunshine Coast QLD Professional
Race 7: LANDSBOROUGH PUB BENCHMARK 70 Handicap - 1400m



26 May 2024 - 16:31

Track Rating: Soft 6, Weather: Fine, Rail Position: +12m

Section	Overall	1200m	1000m	800m	600m	400m	200m						
Section Times	1:27.26 [8] (0:14.18)	1:13.08 [6] (0:11.27)	1:01.81 [6] (0:12.03)	0:49.78 [6] (0:12.01)	0:37.77 [6] (0:12.37)	0:25.40 [7] (0:12.12)	0:13.28 [8] (0:13.28)						
Average Speed [km/h]	50.9	63.9	59.8	60.7	59.3	59.5	54.1						
Top Speed [km/h]	66.9	67.0	60.9	61.4	60.7	60.4	58.5						
Avg. Dist. to Rail [m]	4.8	1.3	0.4	2.3	3.1	2.7	2.6						
Avg. Stride Freq. [Hz]	2.3	2.4	2.3	2.3	2.3	2.3	2.3						
Avg. Stride Length [m]	6.1	7.4	7.3	7.3	7.1	7.1	6.6						



- [] Ranking at each section and finish
- .-.- No data available at this section
- NA No data available



Horse/Jockey Name	Collay's Spirit
Final Rank	9
Fastest Section Time (Section)	0:11.35 (1200m)
Top Speed [km/h] (Section)	65.3 (1200m)
Race State	Finished



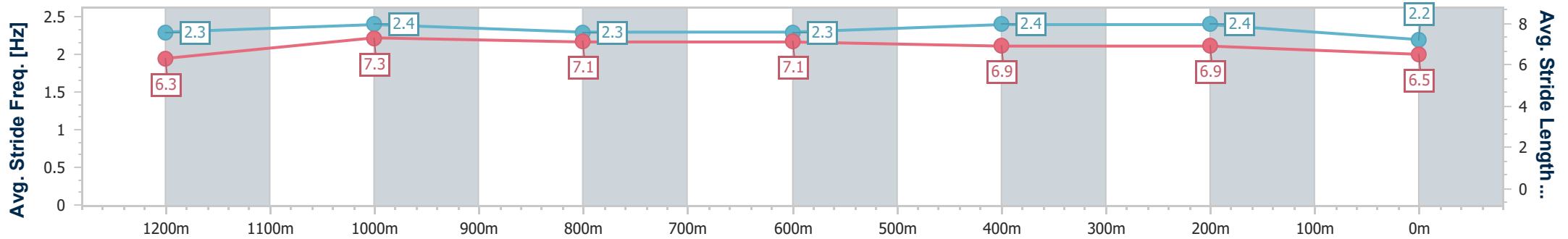
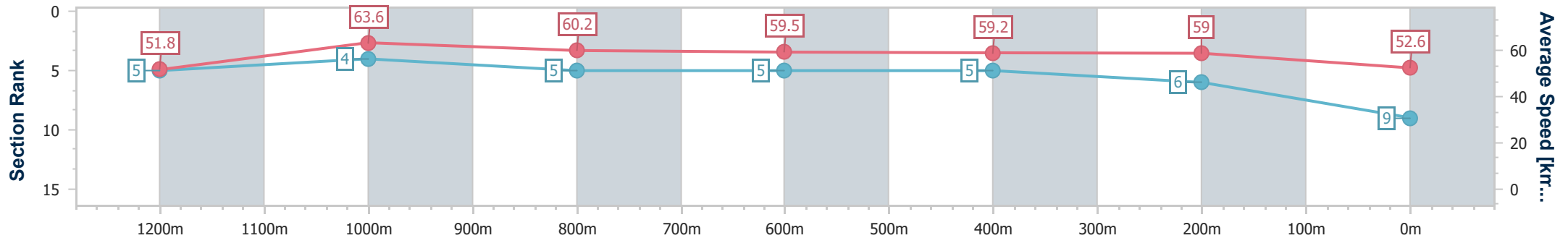
Sunshine Coast QLD Professional
Race 7: LANDBOROUGH PUB BENCHMARK 70 Handicap - 1400m



26 May 2024 - 16:31

Track Rating: Soft 6, Weather: Fine, Rail Position: +12m

Section	Overall	1200m	1000m	800m	600m	400m	200m
Section Times	1:27.55 [9] (0:13.87)	1:13.68 [5] (0:11.35)	1:02.33 [4] (0:12.03)	0:50.30 [5] (0:12.21)	0:38.09 [5] (0:12.19)	0:25.90 [5] (0:12.20)	0:13.70 [6] (0:13.70)
Average Speed [km/h]	51.8	63.6	60.2	59.5	59.2	59.0	52.6
Top Speed [km/h]	64.8	65.3	60.8	60.4	59.9	61.1	56.1
Avg. Dist. to Rail [m]	4.2	2.5	2.4	1.9	0.6	2.1	1.6
Avg. Stride Freq. [Hz]	2.3	2.4	2.3	2.3	2.4	2.4	2.2
Avg. Stride Length [m]	6.3	7.3	7.1	7.1	6.9	6.9	6.5



- [] Ranking at each section and finish
- .-.- No data available at this section
- NA No data available



Horse/Jockey Name	Hang Five
Final Rank	10
Fastest Section Time (Section)	0:11.39 (1200m)
Top Speed [km/h] (Section)	64.5 (1200m)
Race State	Finished



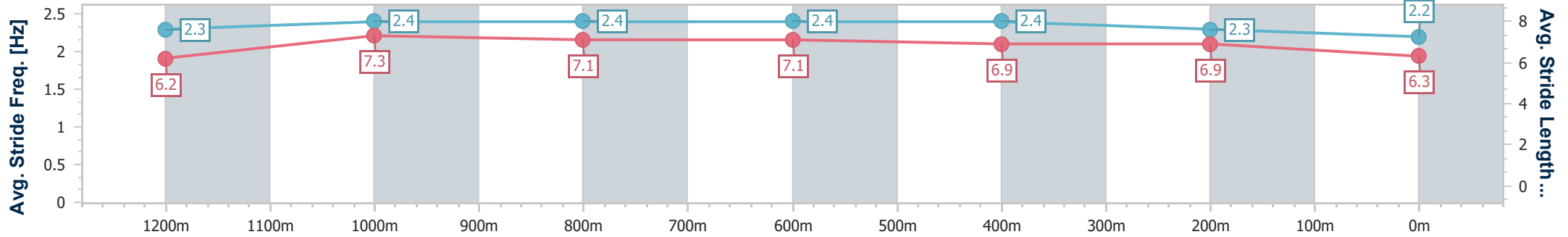
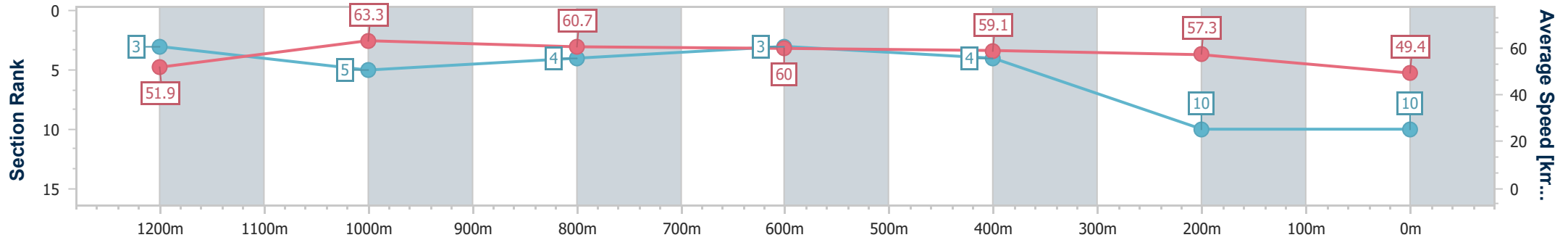
Sunshine Coast QLD Professional
Race 7: LANDSBOROUGH PUB BENCHMARK 70 Handicap - 1400m



26 May 2024 - 16:31

Track Rating: Soft 6, Weather: Fine, Rail Position: +12m

Section	Overall	1200m	1000m	800m	600m	400m	200m
Section Times	1:28.71 [10] (0:13.85)	1:14.86 [3] (0:11.39)	1:03.47 [5] (0:11.93)	0:51.54 [4] (0:12.11)	0:39.43 [3] (0:12.31)	0:27.12 [4] (0:12.55)	0:14.57 [10] (0:14.57)
Average Speed [km/h]	51.9	63.3	60.7	60.0	59.1	57.3	49.4
Top Speed [km/h]	64.5	64.5	62.3	61.0	60.0	59.2	54.6
Avg. Dist. to Rail [m]	8.1	3.2	1.9	1.6	2.0	3.6	1.2
Avg. Stride Freq. [Hz]	2.3	2.4	2.4	2.4	2.4	2.3	2.2
Avg. Stride Length [m]	6.2	7.3	7.1	7.1	6.9	6.9	6.3



- [] Ranking at each section and finish
- .-.- No data available at this section
- NA No data available