



# Sunshine Coast QLD Professional

## Race 5: LANDBOROUGH PUB BENCHMARK 65 Handicap - 1800m

26 May 2024 - 15:14



Track Rating: Soft 6, Weather: Fine, Rail Position: +12m

Section		Overall	1600m	1400m	1200m	1000m	800m	600m	Last 600m				
Field Times		1:52.26 (0:13.63)	1:38.63 (0:11.34)	1:27.29 (0:11.68)	1:15.61 (0:12.32)	1:03.29 (0:12.39)	0:50.90 (0:12.54)	0:38.36 (0:12.72)	0:38.36				
Rank	TAB Horse/Jockey	Barrier	Top Speed [km/h]	Fastest Section									Distance Travelled [m]
1	6 ENTERPRISE LASSIE Cody Collis	10	65.2 1600m	0:11.34 1600m	1:52.26 [1] (0:13.63)	1:38.63 [1] (0:11.34)	1:27.29 [1] (0:11.68)	1:15.61 [1] (0:12.32)	1:03.29 [1] (0:12.39)	0:50.90 [1] (0:12.54)	0:38.36 [1] (0:12.72)	0:38.36	
2	7 PRINCETON AWARD Boris Thornton	14	63.6 1600m	0:11.44 1600m	1:52.92 [2] (0:14.67)	1:38.25 [10] (0:11.44)	1:26.81 [10] (0:11.79)	1:15.02 [10] (0:12.40)	1:02.62 [10] (0:12.54)	0:50.08 [10] (0:12.33)	0:37.75 [9] (0:12.64)	0:37.75	-7
3	2 GENTILESCHI Kyle Wilson-Taylor	6	64.3 1400m	0:11.48 1600m	1:53.39 [3] (0:14.30)	1:39.09 [8] (0:11.48)	1:27.61 [9] (0:11.72)	1:15.89 [9] (0:12.20)	1:03.69 [9] (0:12.65)	0:51.04 [8] (0:12.52)	0:38.52 [6] (0:12.74)	0:38.52	+6
4	8 SIMPLY REFUSE James Orman	13	65.0 1600m	0:11.32 1600m	1:53.62 [4] (0:14.32)	1:39.30 [9] (0:11.32)	1:27.98 [8] (0:11.76)	1:16.22 [8] (0:12.26)	1:03.96 [8] (0:12.57)	0:51.39 [7] (0:12.70)	0:38.69 [7] (0:12.75)	0:38.69	+0
5	12 TAUPO TIGER Micheal Hellyer	2	64.5 1600m	0:11.28 1600m	1:54.80 [5] (0:14.13)	1:40.67 [7] (0:11.28)	1:29.39 [7] (0:11.73)	1:17.66 [6] (0:12.26)	1:05.40 [6] (0:12.51)	0:52.89 [5] (0:12.67)	0:40.22 [5] (0:12.85)	0:40.22	+1
6	5 APERITIVO Dale Smith	1	64.5 1400m	0:11.27 1600m	1:54.81 [6] (0:14.03)	1:40.78 [6] (0:11.27)	1:29.51 [5] (0:11.71)	1:17.80 [4] (0:12.35)	1:05.45 [5] (0:12.49)	0:52.96 [4] (0:12.64)	0:40.32 [3] (0:12.87)	0:40.32	-5
7	4 TAMBOURINE MAN Melea Castle	3	65.3 Overall	0:11.31 1600m	1:56.09 [7] (0:13.86)	1:42.23 [3] (0:11.31)	1:30.92 [3] (0:11.66)	1:19.26 [3] (0:12.32)	1:06.94 [3] (0:12.38)	0:54.56 [3] (0:12.80)	0:41.76 [2] (0:13.07)	0:41.76	-2
8	9 SHOWDRA Samantha Collett	12	64.7 1600m	0:11.37 1600m	1:56.38 [8] (0:14.00)	1:42.38 [5] (0:11.37)	1:31.01 [6] (0:11.87)	1:19.14 [7] (0:12.40)	1:06.74 [7] (0:12.75)	0:53.99 [9] (0:13.00)	0:40.99 [10] (0:13.16)	0:40.99	+6
9	13 SEERESS Jackie Beriman	16	65.7 Overall	0:11.24 1600m	2:00.73 [9] (0:14.00)	1:46.73 [4] (0:11.24)	1:35.49 [4] (0:11.79)	1:23.70 [5] (0:12.03)	1:11.67 [2] (0:12.34)	0:59.33 [2] (0:13.12)	0:46.21 [4] (0:13.90)	0:46.21	+8
10	3 MOTAMAYIZ Jake Bayliss	15	65.4 Overall	0:11.24 1600m	2:02.51 [10] (0:13.76)	1:48.75 [2] (0:11.24)	1:37.51 [2] (0:11.79)	1:25.72 [2] (0:12.41)	1:13.31 [4] (0:12.71)	1:00.60 [6] (0:13.23)	0:47.37 [8] (0:13.79)	0:47.37	+7

Scratched: Ella's World (#10), Anemacore (#1), Bid For Fame (#11), Champagne Pop (#14), Whisky Train (#15), Brave Boy (#16), Willnotquit (#17), The Seeker (#18)

[ ] Ranking at each section and finish  
 -:-:- No data available at this section  
 NA No data available

SCN Saddle cloth number  
 DNF Did not finish  
 DNT Did not track



# Sunshine Coast QLD Professional

## Race 5: LANDBOROUGH PUB BENCHMARK 65 Handicap - 1800m

26 May 2024 - 15:14



Track Rating: Soft 6, Weather: Fine, Rail Position: +12m

Section				400m	200m			Last 600m			
Field Times				0:25.64 (0:12.46)	0:13.18 (0:13.18)			0:38.36			
Rank	TAB	Horse/Jockey	Barrier	Top Speed [km/h]	Fastest Section	Margin				Distance Travelled [m]	
1	6	<b>ENTERPRISE LASSIE</b> Cody Collis	10	65.2 1600m	0:11.34 1600m	0:25.64 [1] (0:12.46)	0:13.18 [1] (0:13.18)	1:52.26		0:38.36	
2	7	<b>PRINCETON AWARD</b> Boris Thornton	14	63.6 1600m	0:11.44 1600m	0:25.11 [7] (0:12.24)	0:12.87 [3] (0:12.87)	3.8L		0:37.75	-7
3	2	<b>GENTILESCHI</b> Kyle Wilson-Taylor	6	64.3 1400m	0:11.48 1600m	0:25.78 [5] (0:12.40)	0:13.38 [2] (0:13.38)	6.3L		0:38.52	+6
4	8	<b>SIMPLY REFUSE</b> James Orman	13	65.0 1600m	0:11.32 1600m	0:25.94 [6] (0:12.66)	0:13.28 [5] (0:13.28)	7.6L		0:38.69	+0
5	12	<b>TAUPO TIGER</b> Micheal Hellyer	2	64.5 1600m	0:11.28 1600m	0:27.37 [4] (0:12.79)	0:14.58 [4] (0:14.58)	14.4L		0:40.22	+1
6	5	<b>APERITIVO</b> Dale Smith	1	64.5 1400m	0:11.27 1600m	0:27.45 [2] (0:13.01)	0:14.44 [6] (0:14.44)	14.5L		0:40.32	-5
7	4	<b>TAMBOURINE MAN</b> Melea Castle	3	65.3 Overall	0:11.31 1600m	0:28.69 [3] (0:13.21)	0:15.48 [7] (0:15.48)	22L		0:41.76	-2
8	9	<b>SHOWDRA</b> Samantha Collett	12	64.7 1600m	0:11.37 1600m	0:27.83 [9] (0:13.23)	0:14.60 [8] (0:14.60)	23.5L		0:40.99	+6
9	13	<b>SEERESS</b> Jackie Beriman	16	65.7 Overall	0:11.24 1600m	0:32.31 [8] (0:14.32)	0:17.99 [9] (0:17.99)	49L		0:46.21	+8
10	3	<b>MOTAMAYIZ</b> Jake Bayliss	15	65.4 Overall	0:11.24 1600m	0:33.58 [10] (0:15.14)	0:18.44 [10] (0:18.44)	59.3L		0:47.37	+7

Scratched: Ella's World (#10), Anemacore (#1), Bid For Fame (#11), Champagne Pop (#14), Whisky Train (#15), Brave Boy (#16), Willnotquit (#17), The Seeker (#18)



Horse/Jockey Name	Enterprise Lassie
Final Rank	1
Fastest Section Time (Section)	0:11.34 (1600m)
Top Speed [km/h] (Section)	65.2 (1600m)
Race State	Finished



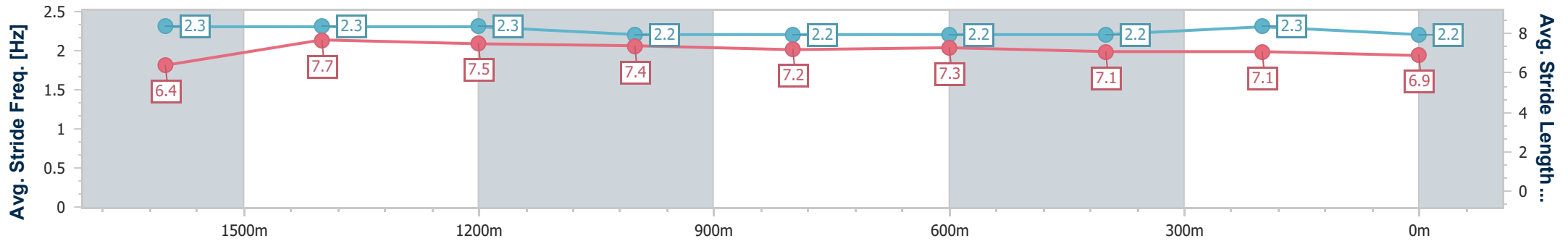
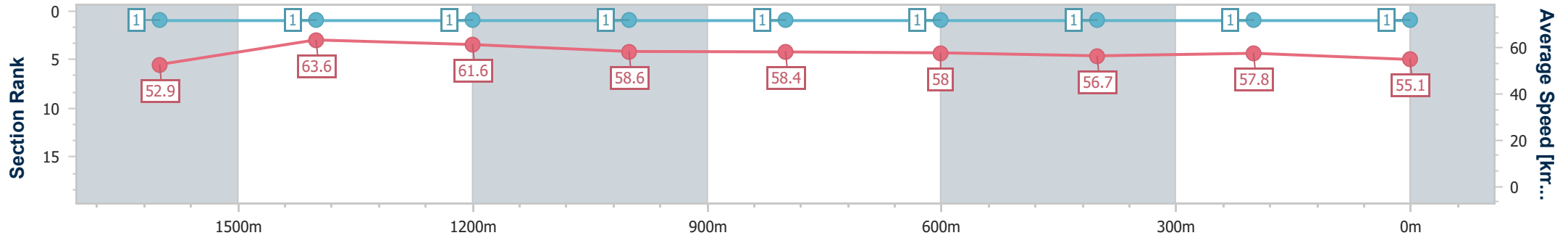
Sunshine Coast QLD Professional  
Race 5: LANDSBOROUGH PUB BENCHMARK 65 Handicap - 1800m



26 May 2024 - 15:14

Track Rating: Soft 6, Weather: Fine, Rail Position: +12m

Section	Overall	1600m	1400m	1200m	1000m	800m	600m	400m	200m
Section Times	1:52.26 [1] (0:13.63)	1:38.63 [1] (0:11.34)	1:27.29 [1] (0:11.68)	1:15.61 [1] (0:12.32)	1:03.29 [1] (0:12.39)	0:50.90 [1] (0:12.54)	0:38.36 [1] (0:12.72)	0:25.64 [1] (0:12.46)	0:13.18 [1] (0:13.18)
Average Speed [km/h]	52.9	63.6	61.6	58.6	58.4	58.0	56.7	57.8	55.1
Top Speed [km/h]	63.8	65.2	64.6	59.4	59.3	58.5	58.0	58.6	57.5
Avg. Dist. to Rail [m]	2.3	0.5	0.8	1.0	0.9	1.8	0.7	1.3	2.1
Avg. Stride Freq. [Hz]	2.3	2.3	2.3	2.2	2.2	2.2	2.2	2.3	2.2
Avg. Stride Length [m]	6.4	7.7	7.5	7.4	7.2	7.3	7.1	7.1	6.9



- [ ] Ranking at each section and finish
- .-.- No data available at this section
- NA No data available



Horse/Jockey Name	Princeton Award
Final Rank	2
Fastest Section Time (Section)	0:11.44 (1600m)
Top Speed [km/h] (Section)	63.6 (1600m)
Race State	Finished



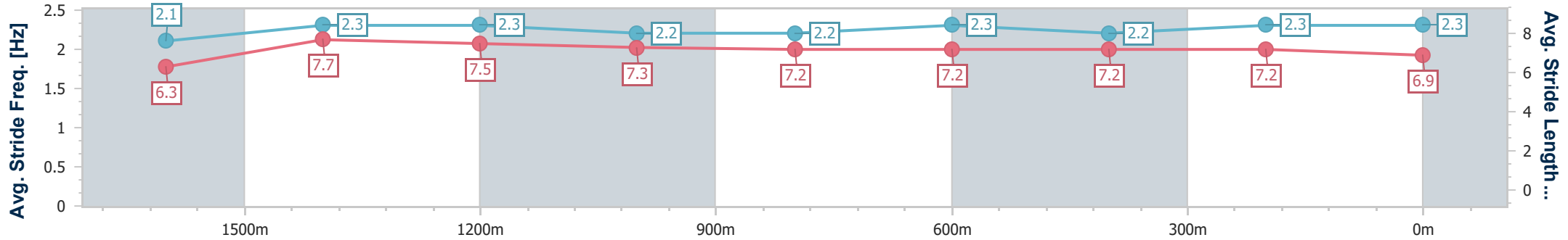
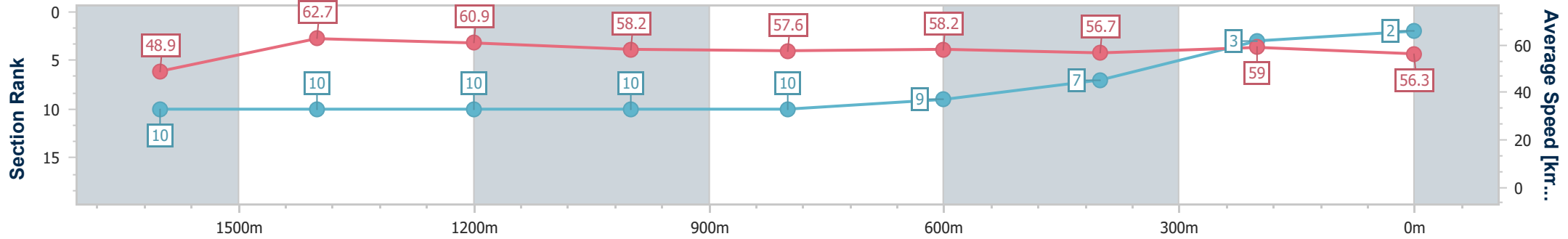
Sunshine Coast QLD Professional  
Race 5: LANDSBOROUGH PUB BENCHMARK 65 Handicap - 1800m



26 May 2024 - 15:14

Track Rating: Soft 6, Weather: Fine, Rail Position: +12m

Section	Overall	1600m	1400m	1200m	1000m	800m	600m	400m	200m
Section Times	1:52.92 [2] (0:14.67)	1:38.25 [10] (0:11.44)	1:26.81 [10] (0:11.79)	1:15.02 [10] (0:12.40)	1:02.62 [10] (0:12.54)	0:50.08 [10] (0:12.33)	0:37.75 [9] (0:12.64)	0:25.11 [7] (0:12.24)	0:12.87 [3] (0:12.87)
Average Speed [km/h]	48.9	62.7	60.9	58.2	57.6	58.2	56.7	59.0	56.3
Top Speed [km/h]	63.0	63.6	62.7	59.1	58.8	59.6	58.0	60.3	59.3
Avg. Dist. to Rail [m]	3.9	0.9	0.3	1.9	2.1	0.5	1.3	2.4	1.5
Avg. Stride Freq. [Hz]	2.1	2.3	2.3	2.2	2.2	2.3	2.2	2.3	2.3
Avg. Stride Length [m]	6.3	7.7	7.5	7.3	7.2	7.2	7.2	7.2	6.9



- [ ] Ranking at each section and finish
- .-.- No data available at this section
- NA No data available



Horse/Jockey Name	Gentileschi
Final Rank	3
Fastest Section Time (Section)	0:11.48 (1600m)
Top Speed [km/h] (Section)	64.3 (1400m)
Race State	Finished



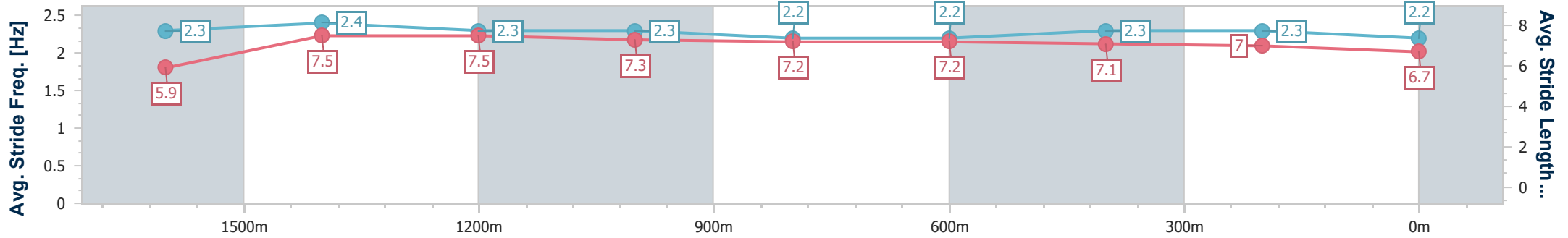
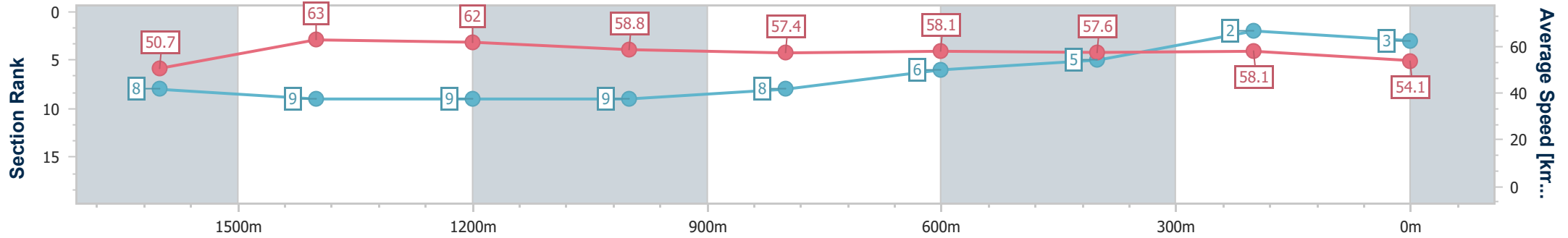
Sunshine Coast QLD Professional  
Race 5: LANDSBOROUGH PUB BENCHMARK 65 Handicap - 1800m



26 May 2024 - 15:14

Track Rating: Soft 6, Weather: Fine, Rail Position: +12m

Section	Overall	1600m	1400m	1200m	1000m	800m	600m	400m	200m				
Section Times	1:53.39 [3] (0:14.30)	1:39.09 [8] (0:11.48)	1:27.61 [9] (0:11.72)	1:15.89 [9] (0:12.20)	1:03.69 [9] (0:12.65)	0:51.04 [8] (0:12.52)	0:38.52 [6] (0:12.74)	0:25.78 [5] (0:12.40)	0:13.38 [2] (0:13.38)				
Average Speed [km/h]	50.7	63.0	62.0	58.8	57.4	58.1	57.6	58.1	54.1				
Top Speed [km/h]	63.0	64.0	64.3	60.0	58.8	60.0	59.0	58.8	57.1				
Avg. Dist. to Rail [m]	2.7	1.8	1.8	3.0	1.8	2.3	3.0	2.9	1.1				
Avg. Stride Freq. [Hz]	2.3	2.4	2.3	2.3	2.2	2.2	2.3	2.3	2.2				
Avg. Stride Length [m]	5.9	7.5	7.5	7.3	7.2	7.2	7.1	7.0	6.7				



- [ ] Ranking at each section and finish
- .-.- No data available at this section
- NA No data available



Horse/Jockey Name	Simply Refuse
Final Rank	4
Fastest Section Time (Section)	0:11.32 (1600m)
Top Speed [km/h] (Section)	65.0 (1600m)
Race State	Finished



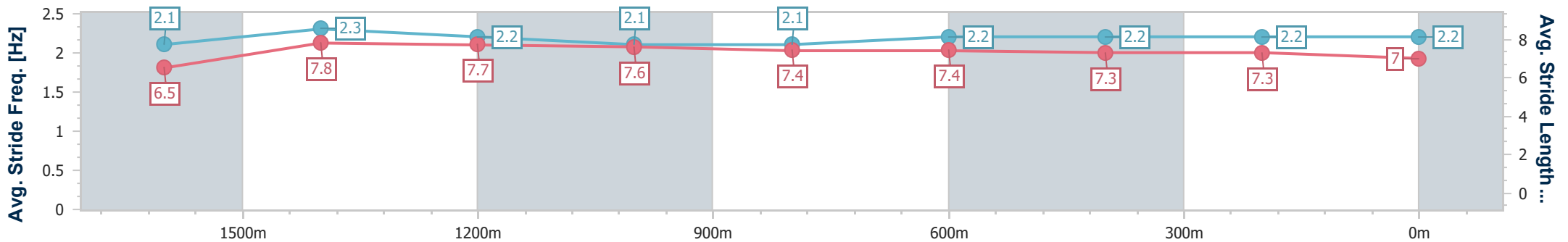
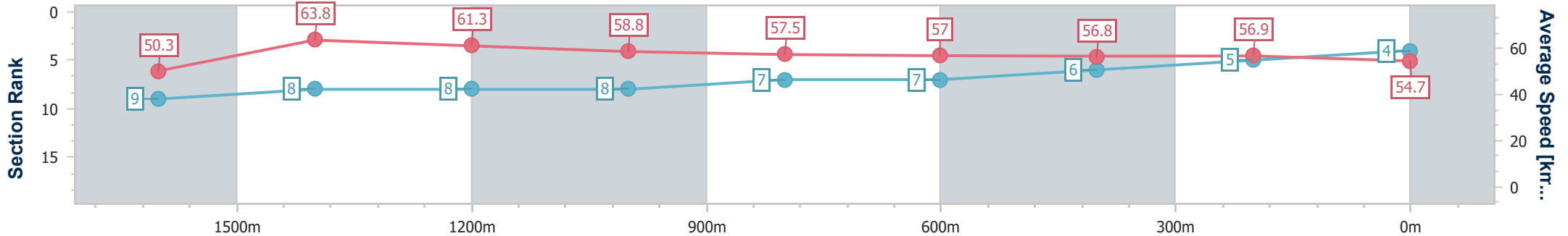
Sunshine Coast QLD Professional  
Race 5: LANDSBOROUGH PUB BENCHMARK 65 Handicap - 1800m



26 May 2024 - 15:14

Track Rating: Soft 6, Weather: Fine, Rail Position: +12m

Section	Overall	1600m	1400m	1200m	1000m	800m	600m	400m	200m
Section Times	1:53.62 [4] (0:14.32)	1:39.30 [9] (0:11.32)	1:27.98 [8] (0:11.76)	1:16.22 [8] (0:12.26)	1:03.96 [8] (0:12.57)	0:51.39 [7] (0:12.70)	0:38.69 [7] (0:12.75)	0:25.94 [6] (0:12.66)	0:13.28 [5] (0:13.28)
Average Speed [km/h]	50.3	63.8	61.3	58.8	57.5	57.0	56.8	56.9	54.7
Top Speed [km/h]	63.8	65.0	64.1	59.4	58.8	57.8	58.1	58.1	56.8
Avg. Dist. to Rail [m]	2.3	1.7	1.8	2.3	1.5	0.8	0.7	2.4	2.2
Avg. Stride Freq. [Hz]	2.1	2.3	2.2	2.1	2.1	2.2	2.2	2.2	2.2
Avg. Stride Length [m]	6.5	7.8	7.7	7.6	7.4	7.4	7.3	7.3	7.0



- [ ] Ranking at each section and finish
- .-.- No data available at this section
- NA No data available



Horse/Jockey Name	Taupo Tiger
Final Rank	5
Fastest Section Time (Section)	0:11.28 (1600m)
Top Speed [km/h] (Section)	64.5 (1600m)
Race State	Finished



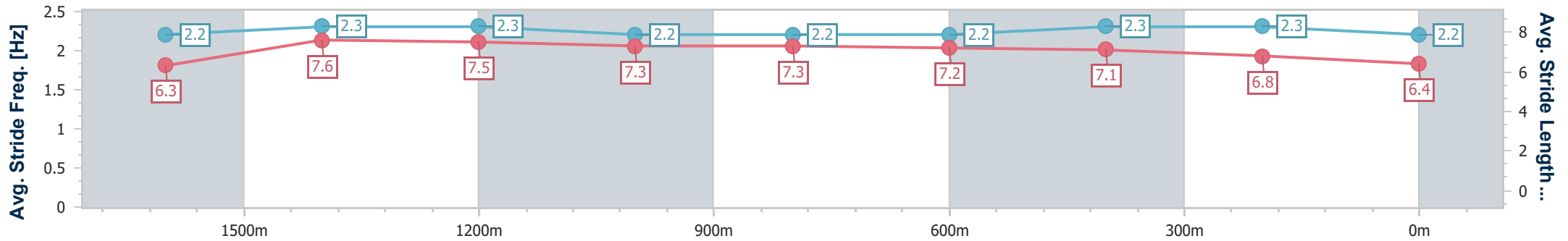
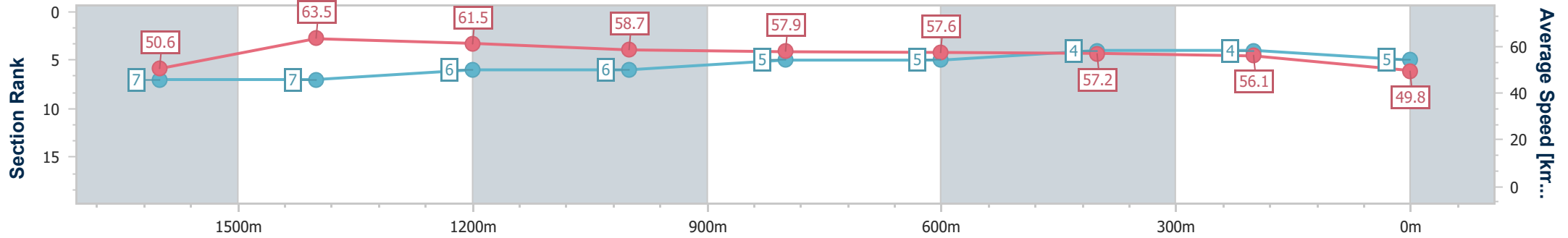
Sunshine Coast QLD Professional  
Race 5: LANDSBOROUGH PUB BENCHMARK 65 Handicap - 1800m



26 May 2024 - 15:14

Track Rating: Soft 6, Weather: Fine, Rail Position: +12m

Section	Overall	1600m	1400m	1200m	1000m	800m	600m	400m	200m
Section Times	1:54.80 [5] (0:14.13)	1:40.67 [7] (0:11.28)	1:29.39 [7] (0:11.73)	1:17.66 [6] (0:12.26)	1:05.40 [6] (0:12.51)	0:52.89 [5] (0:12.67)	0:40.22 [5] (0:12.85)	0:27.37 [4] (0:12.79)	0:14.58 [4] (0:14.58)
Average Speed [km/h]	50.6	63.5	61.5	58.7	57.9	57.6	57.2	56.1	49.8
Top Speed [km/h]	64.0	64.5	64.0	59.2	58.4	58.8	58.9	57.6	53.3
Avg. Dist. to Rail [m]	2.0	0.7	0.4	1.6	1.9	2.5	3.3	2.3	1.5
Avg. Stride Freq. [Hz]	2.2	2.3	2.3	2.2	2.2	2.2	2.3	2.3	2.2
Avg. Stride Length [m]	6.3	7.6	7.5	7.3	7.3	7.2	7.1	6.8	6.4



- [ ] Ranking at each section and finish
- .-.- No data available at this section
- NA No data available



Horse/Jockey Name	Aperitivo
Final Rank	6
Fastest Section Time (Section)	0:11.27 (1600m)
Top Speed [km/h] (Section)	64.5 (1400m)
Race State	Finished



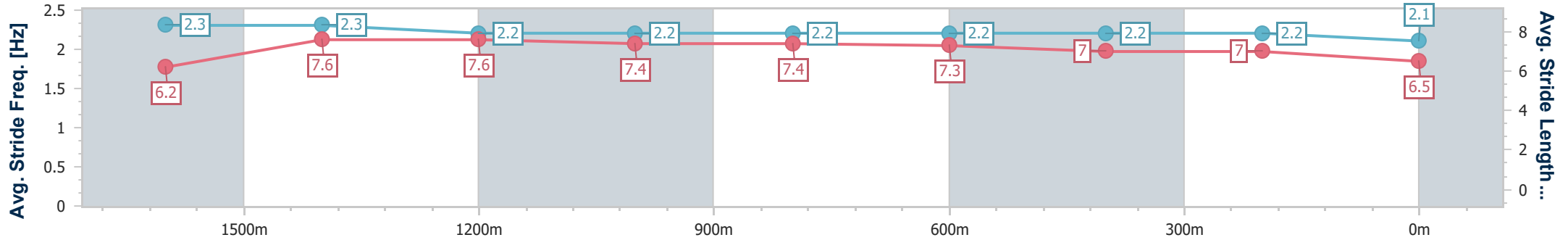
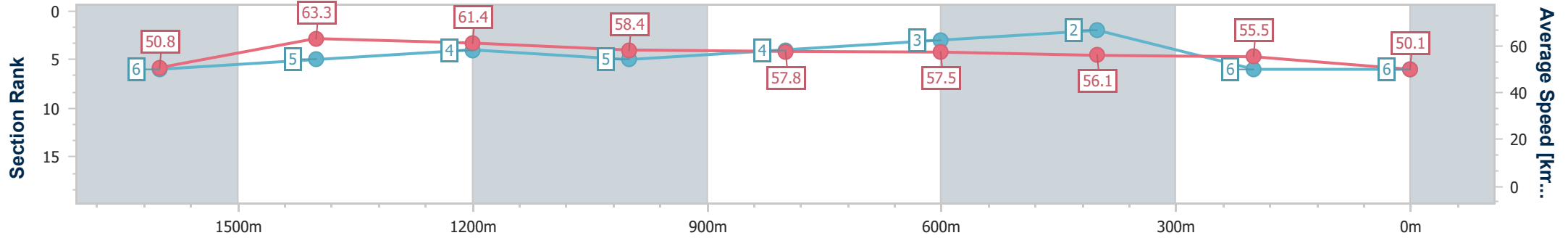
Sunshine Coast QLD Professional  
Race 5: LANDSBOROUGH PUB BENCHMARK 65 Handicap - 1800m



26 May 2024 - 15:14

Track Rating: Soft 6, Weather: Fine, Rail Position: +12m

Section	Overall	1600m	1400m	1200m	1000m	800m	600m	400m	200m
Section Times	1:54.81 [6] (0:14.03)	1:40.78 [6] (0:11.27)	1:29.51 [5] (0:11.71)	1:17.80 [4] (0:12.35)	1:05.45 [5] (0:12.49)	0:52.96 [4] (0:12.64)	0:40.32 [3] (0:12.87)	0:27.45 [2] (0:13.01)	0:14.44 [6] (0:14.44)
Average Speed [km/h]	50.8	63.3	61.4	58.4	57.8	57.5	56.1	55.5	50.1
Top Speed [km/h]	63.0	64.0	64.5	59.6	58.6	58.5	57.2	56.5	52.7
Avg. Dist. to Rail [m]	2.1	1.8	0.6	0.9	1.0	1.5	1.0	0.3	0.4
Avg. Stride Freq. [Hz]	2.3	2.3	2.2	2.2	2.2	2.2	2.2	2.2	2.1
Avg. Stride Length [m]	6.2	7.6	7.6	7.4	7.4	7.3	7.0	7.0	6.5



- [ ] Ranking at each section and finish
- .-.- No data available at this section
- NA No data available





Horse/Jockey Name	Tambourine Man
Final Rank	7
Fastest Section Time (Section)	0:11.31 (1600m)
Top Speed [km/h] (Section)	65.3 (Overall)
Race State	Finished



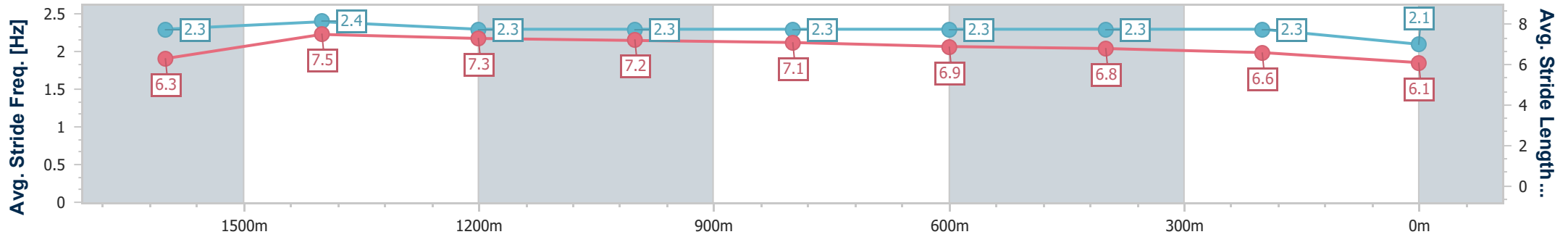
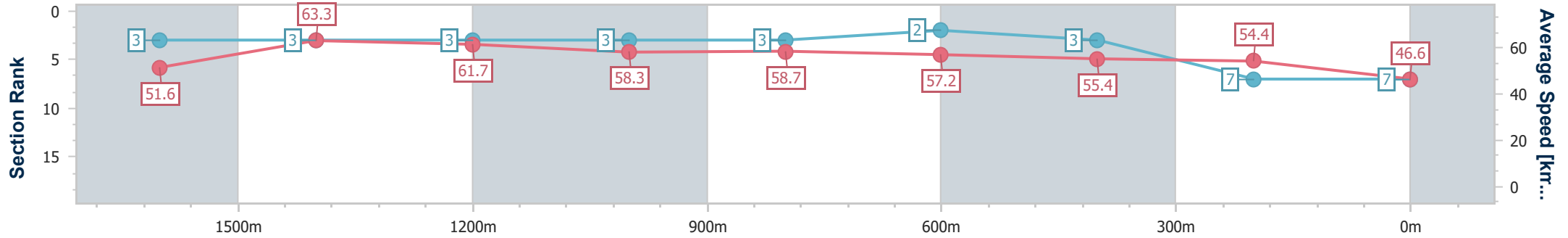
Sunshine Coast QLD Professional  
Race 5: LANDSBOROUGH PUB BENCHMARK 65 Handicap - 1800m



26 May 2024 - 15:14

Track Rating: Soft 6, Weather: Fine, Rail Position: +12m

Section	Overall	1600m	1400m	1200m	1000m	800m	600m	400m	200m
Section Times	1:56.09 [7] (0:13.86)	1:42.23 [3] (0:11.31)	1:30.92 [3] (0:11.66)	1:19.26 [3] (0:12.32)	1:06.94 [3] (0:12.38)	0:54.56 [3] (0:12.80)	0:41.76 [2] (0:13.07)	0:28.69 [3] (0:13.21)	0:15.48 [7] (0:15.48)
Average Speed [km/h]	51.6	63.3	61.7	58.3	58.7	57.2	55.4	54.4	46.6
Top Speed [km/h]	65.3	64.2	65.0	59.7	59.8	57.9	56.5	56.1	51.6
Avg. Dist. to Rail [m]	2.1	1.0	0.8	0.6	2.0	2.7	1.1	0.8	1.5
Avg. Stride Freq. [Hz]	2.3	2.4	2.3	2.3	2.3	2.3	2.3	2.3	2.1
Avg. Stride Length [m]	6.3	7.5	7.3	7.2	7.1	6.9	6.8	6.6	6.1



- [ ] Ranking at each section and finish
- .-.- No data available at this section
- NA No data available



Horse/Jockey Name	Showdra
Final Rank	8
Fastest Section Time (Section)	0:11.37 (1600m)
Top Speed [km/h] (Section)	64.7 (1600m)
Race State	Finished



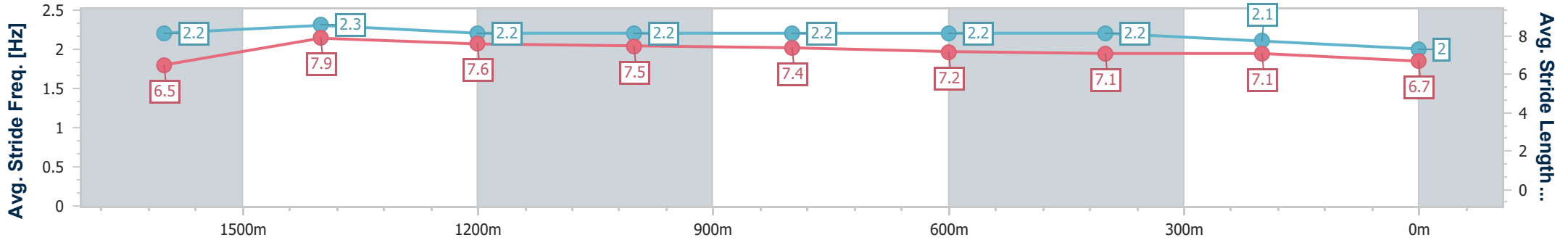
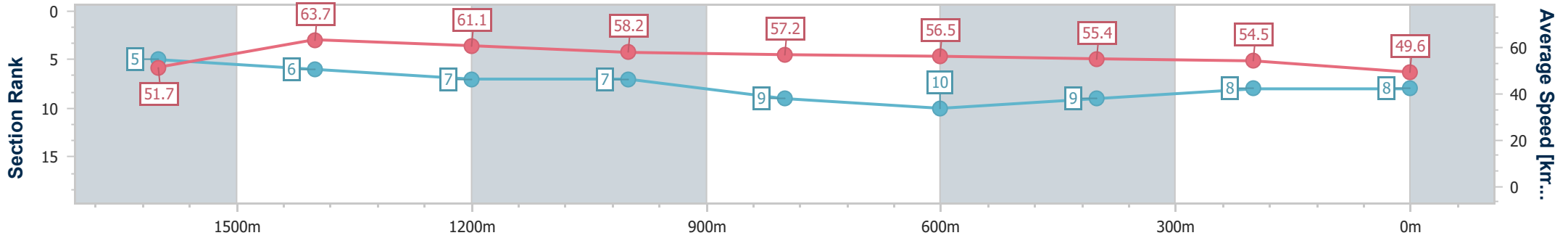
Sunshine Coast QLD Professional  
Race 5: LANDSBOROUGH PUB BENCHMARK 65 Handicap - 1800m



26 May 2024 - 15:14

Track Rating: Soft 6, Weather: Fine, Rail Position: +12m

Section	Overall	1600m	1400m	1200m	1000m	800m	600m	400m	200m
Section Times	1:56.38 [8] (0:14.00)	1:42.38 [5] (0:11.37)	1:31.01 [6] (0:11.87)	1:19.14 [7] (0:12.40)	1:06.74 [7] (0:12.75)	0:53.99 [9] (0:13.00)	0:40.99 [10] (0:13.16)	0:27.83 [9] (0:13.23)	0:14.60 [8] (0:14.60)
Average Speed [km/h]	51.7	63.7	61.1	58.2	57.2	56.5	55.4	54.5	49.6
Top Speed [km/h]	64.2	64.7	63.7	59.4	58.7	57.4	56.3	54.9	53.5
Avg. Dist. to Rail [m]	4.3	2.8	2.9	4.0	4.1	4.0	2.4	2.3	1.7
Avg. Stride Freq. [Hz]	2.2	2.3	2.2	2.2	2.2	2.2	2.2	2.1	2.0
Avg. Stride Length [m]	6.5	7.9	7.6	7.5	7.4	7.2	7.1	7.1	6.7



- [ ] Ranking at each section and finish
- .-.- No data available at this section
- NA No data available



Horse/Jockey Name	Seeress
Final Rank	9
Fastest Section Time (Section)	0:11.24 (1600m)
Top Speed [km/h] (Section)	65.7 (Overall)
Race State	Finished



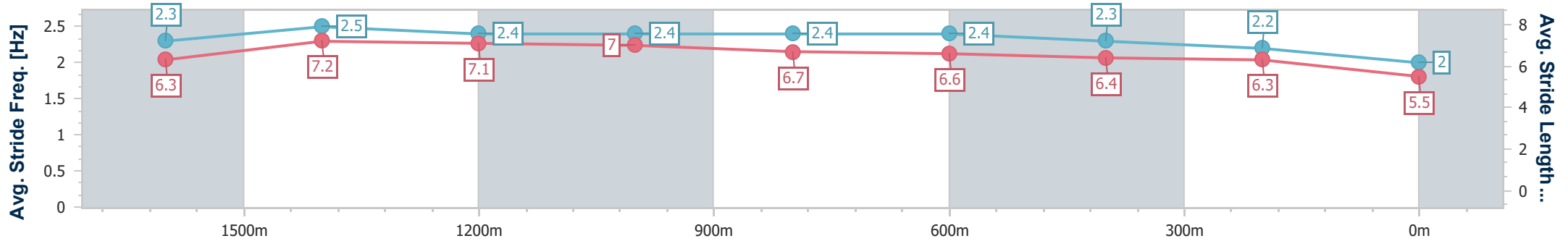
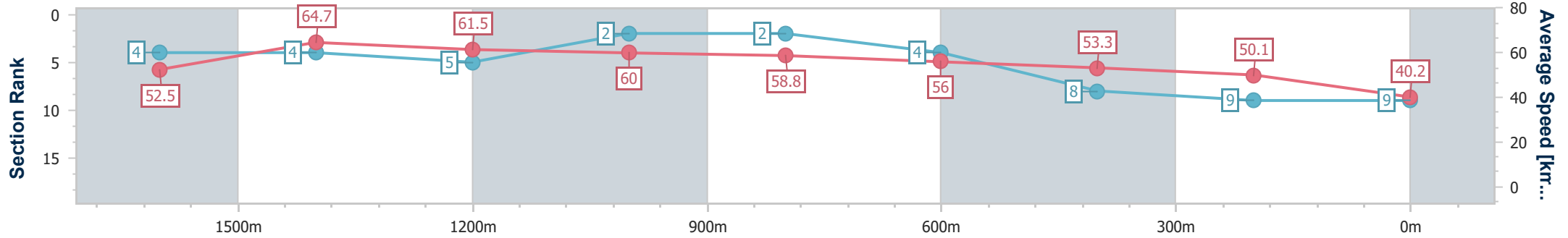
Sunshine Coast QLD Professional  
Race 5: LANDSBOROUGH PUB BENCHMARK 65 Handicap - 1800m



26 May 2024 - 15:14

Track Rating: Soft 6, Weather: Fine, Rail Position: +12m

Section	Overall	1600m	1400m	1200m	1000m	800m	600m	400m	200m
Section Times	2:00.73 [9] (0:14.00)	1:46.73 [4] (0:11.24)	1:35.49 [4] (0:11.79)	1:23.70 [5] (0:12.03)	1:11.67 [2] (0:12.34)	0:59.33 [2] (0:13.12)	0:46.21 [4] (0:13.90)	0:32.31 [8] (0:14.32)	0:17.99 [9] (0:17.99)
Average Speed [km/h]	52.5	64.7	61.5	60.0	58.8	56.0	53.3	50.1	40.2
Top Speed [km/h]	65.7	65.6	63.5	61.3	60.5	58.1	54.4	52.9	46.8
Avg. Dist. to Rail [m]	8.0	3.9	2.4	2.7	2.6	4.1	4.6	2.7	3.4
Avg. Stride Freq. [Hz]	2.3	2.5	2.4	2.4	2.4	2.4	2.3	2.2	2.0
Avg. Stride Length [m]	6.3	7.2	7.1	7.0	6.7	6.6	6.4	6.3	5.5



- [ ] Ranking at each section and finish
- .-.- No data available at this section
- NA No data available



Horse/Jockey Name	Motamayiz
Final Rank	10
Fastest Section Time (Section)	0:11.24 (1600m)
Top Speed [km/h] (Section)	65.4 (Overall)
Race State	Finished



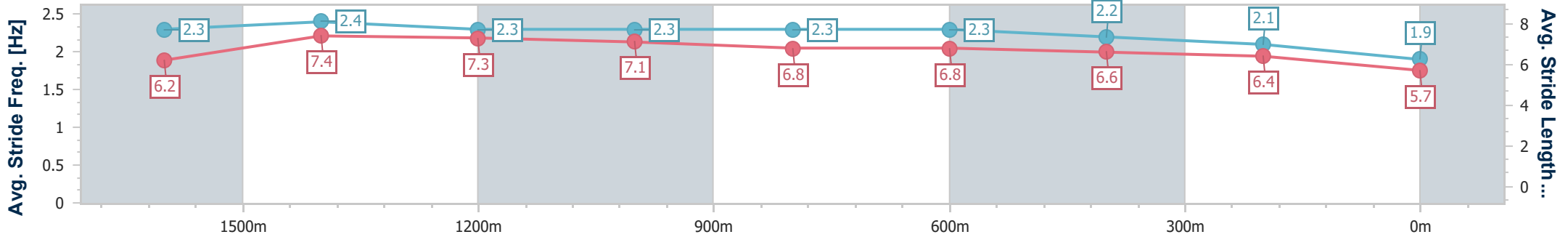
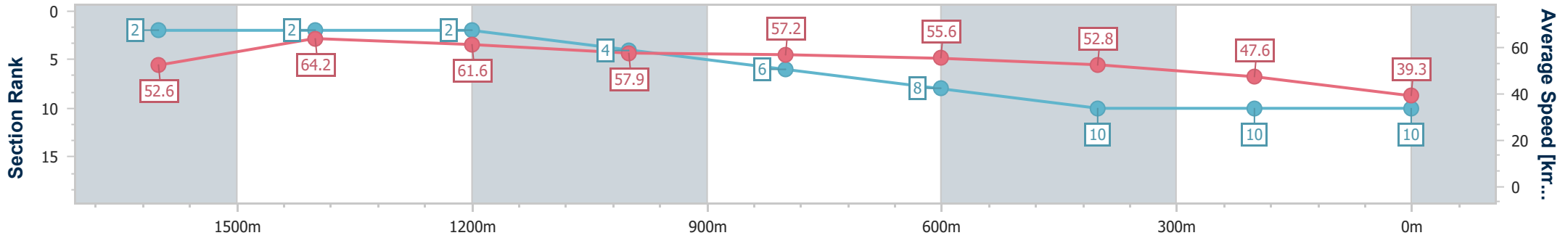
Sunshine Coast QLD Professional  
Race 5: LANDSBOROUGH PUB BENCHMARK 65 Handicap - 1800m



26 May 2024 - 15:14

Track Rating: Soft 6, Weather: Fine, Rail Position: +12m

Section	Overall	1600m	1400m	1200m	1000m	800m	600m	400m	200m
Section Times	2:02.51 [10] (0:13.76)	1:48.75 [2] (0:11.24)	1:37.51 [2] (0:11.79)	1:25.72 [2] (0:12.41)	1:13.31 [4] (0:12.71)	1:00.60 [6] (0:13.23)	0:47.37 [8] (0:13.79)	0:33.58 [10] (0:15.14)	0:18.44 [10] (0:18.44)
Average Speed [km/h]	52.6	64.2	61.6	57.9	57.2	55.6	52.8	47.6	39.3
Top Speed [km/h]	65.4	65.3	64.5	58.4	57.8	56.4	55.0	50.6	42.8
Avg. Dist. to Rail [m]	4.3	2.2	2.2	2.3	2.1	3.6	2.3	1.0	2.0
Avg. Stride Freq. [Hz]	2.3	2.4	2.3	2.3	2.3	2.3	2.2	2.1	1.9
Avg. Stride Length [m]	6.2	7.4	7.3	7.1	6.8	6.8	6.6	6.4	5.7



- [ ] Ranking at each section and finish
- .-.- No data available at this section
- NA No data available