



Sunshine Coast QLD Professional
Race 1: LANDSBOROUGH PUB QTIS Two-Year-Old Fillies Maiden Plate - 1000m
26 May 2024 - 12:51



Track Rating: Soft 6, Weather: Fine, Rail Position: +12m

Section		Overall									Last 600m		
Field Times		0:59.20									0:34.79		
		(0:13.43)									(0:10.98)		
		(0:34.79)									(0:11.51)		
		(0:23.28)									(0:11.22)		
		(0:12.06)									(0:12.06)		
Rank	TAB	Horse/Jockey	Barrier	Top Speed [km/h]	Fastest Section	Overall	800m	600m	400m	200m	Margin	Last 600m	Distance Travelled [m]
1	1	ACCELAR	5	66.5	0:10.98	0:59.20 [1]	0:45.77 [1]	0:34.79 [1]	0:23.28 [1]	0:12.06 [1]	0:59.20	0:34.79	
		Craig Williams		800m	800m	(0:13.43)	(0:10.98)	(0:11.51)	(0:11.22)	(0:12.06)			
2	10	TESSATORI	1	66.4	0:11.15	0:59.30 [2]	0:45.62 [3]	0:34.47 [3]	0:23.03 [3]	0:11.85 [2]	0.5L	0:34.47	-2
		Ron Stewart		Overall	800m	(0:13.68)	(0:11.15)	(0:11.44)	(0:11.18)	(0:11.85)			
3	6	MISS PALLADIUM	4	66.9	0:11.05	0:59.96 [3]	0:45.91 [8]	0:34.86 [8]	0:23.53 [5]	0:12.20 [3]	4.3L	0:34.86	+0
		Kyle Wilson-Taylor		800m	800m	(0:14.05)	(0:11.05)	(0:11.33)	(0:11.33)	(0:12.20)			
4	5	HEY CHARDONNAY	12	66.8	0:11.05	1:00.21 [4]	0:46.10 [9]	0:35.05 [9]	0:23.61 [7]	0:12.12 [7]	5.6L	0:35.05	+0
		Samantha Collett		800m	800m	(0:14.11)	(0:11.05)	(0:11.44)	(0:11.49)	(0:12.12)			
5	9	SPIRITED	8	66.9	0:11.06	1:00.25 [5]	0:46.39 [6]	0:35.33 [4]	0:23.83 [4]	0:12.45 [4]	5.8L	0:35.33	-1
		Justin Huxtable		800m	800m	(0:13.86)	(0:11.06)	(0:11.50)	(0:11.38)	(0:12.45)			
6	7	RESOLUTE LADY	9	65.8	0:11.25	1:00.30 [6]	0:46.62 [2]	0:35.37 [5]	0:23.83 [6]	0:12.46 [5]	6L	0:35.37	+4
		Adin Thompson		Overall	800m	(0:13.68)	(0:11.25)	(0:11.54)	(0:11.37)	(0:12.46)			
7	11	RIVELLY	11	65.8	0:11.16	1:01.33 [7]	0:47.45 [7]	0:36.29 [7]	0:24.51 [9]	0:12.80 [9]	12L	0:36.29	+2
		Nikita Beriman		Overall	800m	(0:13.88)	(0:11.16)	(0:11.78)	(0:11.71)	(0:12.80)			
8	3	CASTELVETRANO	3	69.1	0:10.97	1:01.43 [8]	0:47.74 [4]	0:36.77 [2]	0:25.28 [2]	0:13.42 [6]	12.5L	0:36.77	-1
		Jai Williams		Overall	800m	(0:13.69)	(0:10.97)	(0:11.49)	(0:11.86)	(0:13.42)			
9	13	GAGNANTE ENCHERE	13	68.0	0:11.12	1:01.48 [9]	0:47.65 [5]	0:36.53 [6]	0:24.81 [8]	0:13.12 [8]	12.7L	0:36.53	+8
		Michael Rodd		Overall	800m	(0:13.83)	(0:11.12)	(0:11.72)	(0:11.69)	(0:13.12)			

Scratched: Ciphertext (#4), Bank Book (#2), Shamadan (#8), Ice Blizzard (#12)

[] Ranking at each section and finish
 -:-:- No data available at this section
 NA No data available
 SCN Saddle cloth number
 DNF Did not finish
 DNT Did not track



Horse/Jockey Name	Accelar
Final Rank	1
Fastest Section Time (Section)	0:10.98 (800m)
Top Speed [km/h] (Section)	66.5 (800m)
Race State	Finished



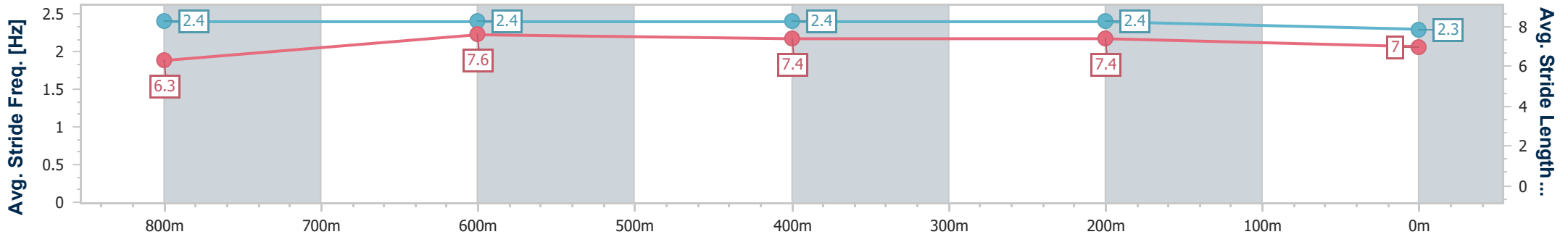
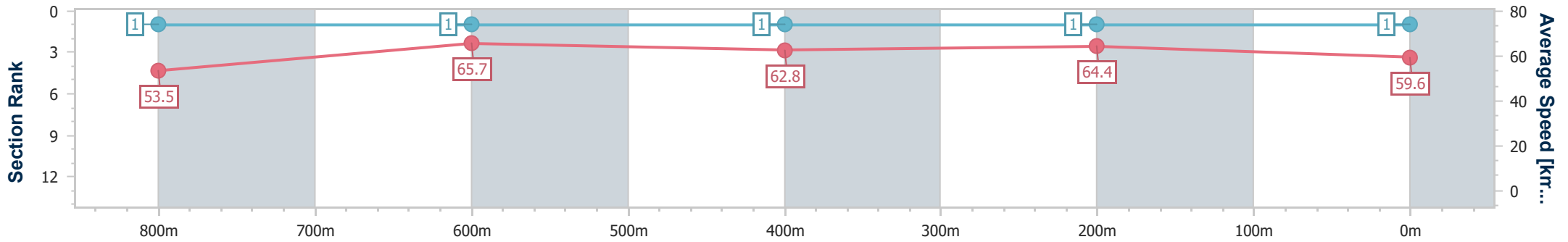
Sunshine Coast QLD Professional
Race 1: LANDBOROUGH PUB QTIS Two-Year-Old Fillies
Maiden Plate - 1000m



26 May 2024 - 12:51

Track Rating: Soft 6, Weather: Fine, Rail Position: +12m

Section	Overall	800m	600m	400m	200m
Section Times	0:59.20 [1] (0:13.43)	0:45.77 [1] (0:10.98)	0:34.79 [1] (0:11.51)	0:23.28 [1] (0:11.22)	0:12.06 [1] (0:12.06)
Average Speed [km/h]	53.5	65.7	62.8	64.4	59.6
Top Speed [km/h]	66.1	66.5	65.4	65.0	63.6
Avg. Dist. to Rail [m]	2.6	0.6	0.9	1.0	1.6
Avg. Stride Freq. [Hz]	2.4	2.4	2.4	2.4	2.3
Avg. Stride Length [m]	6.3	7.6	7.4	7.4	7.0



- [] Ranking at each section and finish
- .-.- No data available at this section
- NA No data available



Horse/Jockey Name	Tessatori
Final Rank	2
Fastest Section Time (Section)	0:11.15 (800m)
Top Speed [km/h] (Section)	66.4 (Overall)
Race State	Finished



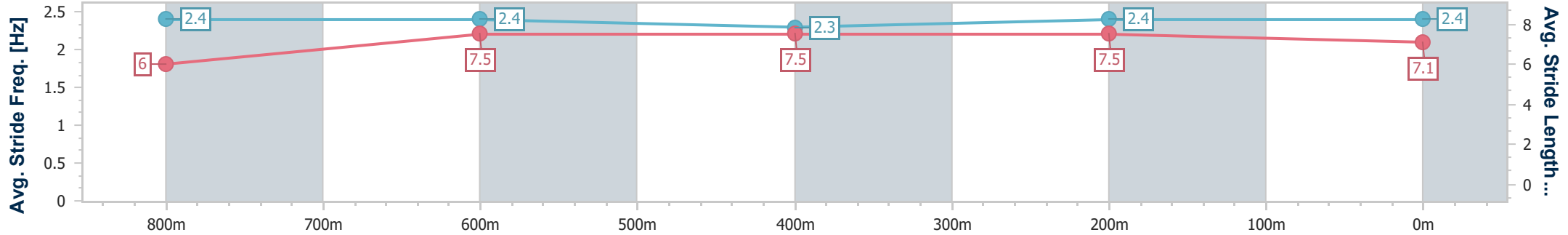
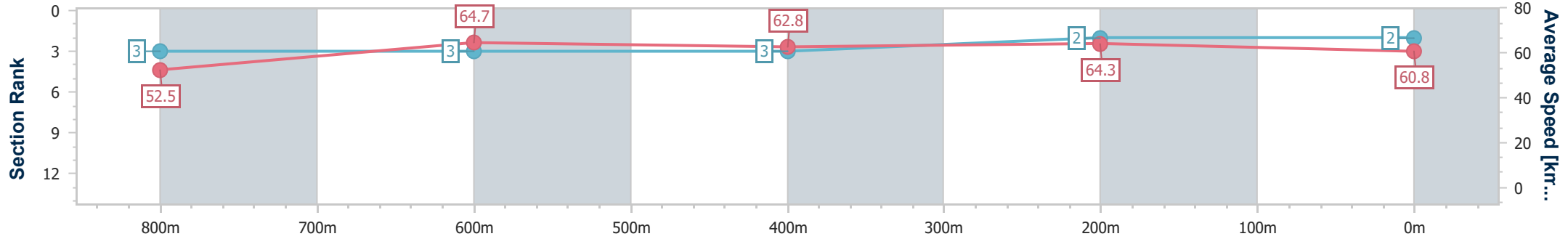
Sunshine Coast QLD Professional
Race 1: LANDBOROUGH PUB QTIS Two-Year-Old Fillies
Maiden Plate - 1000m



26 May 2024 - 12:51

Track Rating: Soft 6, Weather: Fine, Rail Position: +12m

Section	Overall	800m	600m	400m	200m
Section Times	0:59.30 [2] (0:13.68)	0:45.62 [3] (0:11.15)	0:34.47 [3] (0:11.44)	0:23.03 [3] (0:11.18)	0:11.85 [2] (0:11.85)
Average Speed [km/h]	52.5	64.7	62.8	64.3	60.8
Top Speed [km/h]	66.4	66.3	64.8	65.7	63.9
Avg. Dist. to Rail [m]	2.6	1.1	0.5	0.9	0.9
Avg. Stride Freq. [Hz]	2.4	2.4	2.3	2.4	2.4
Avg. Stride Length [m]	6.0	7.5	7.5	7.5	7.1



- [] Ranking at each section and finish
- .-.- No data available at this section
- NA No data available



Horse/Jockey Name	Miss Palladium
Final Rank	3
Fastest Section Time (Section)	0:11.05 (800m)
Top Speed [km/h] (Section)	66.9 (800m)
Race State	Finished



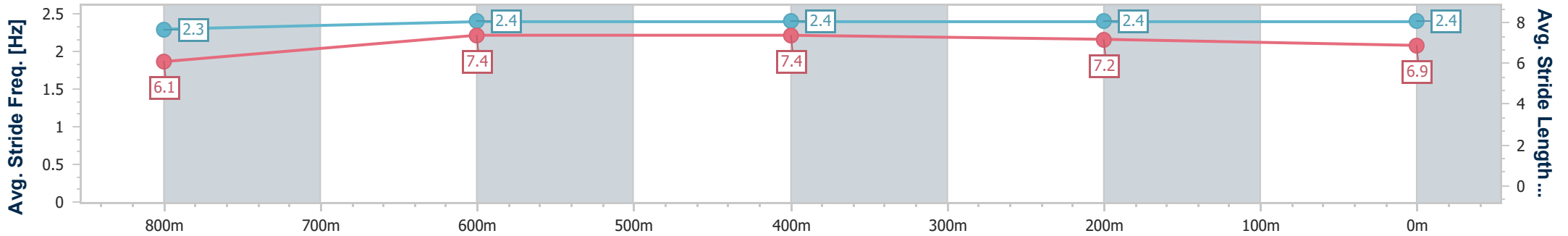
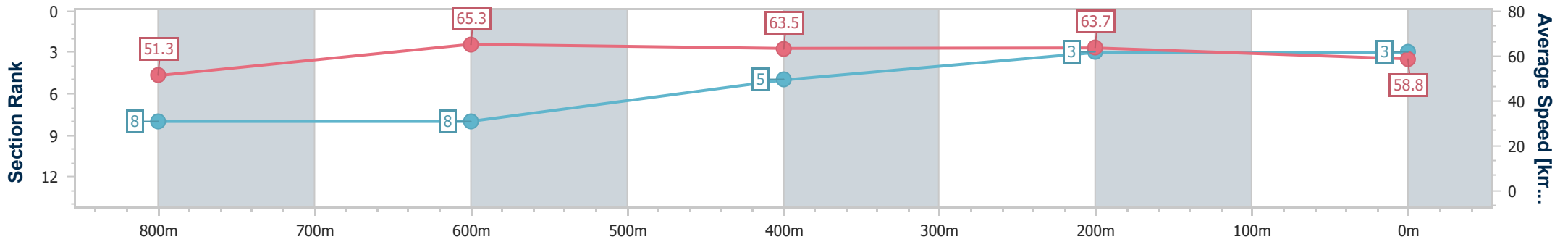
Sunshine Coast QLD Professional
 Race 1: LANDBOROUGH PUB QTIS Two-Year-Old Fillies
 Maiden Plate - 1000m



26 May 2024 - 12:51

Track Rating: Soft 6, Weather: Fine, Rail Position: +12m

Section	Overall	800m	600m	400m	200m
Section Times	0:59.96 [3] (0:14.05)	0:45.91 [8] (0:11.05)	0:34.86 [8] (0:11.33)	0:23.53 [5] (0:11.33)	0:12.20 [3] (0:12.20)
Average Speed [km/h]	51.3	65.3	63.5	63.7	58.8
Top Speed [km/h]	66.5	66.9	64.3	65.7	62.3
Avg. Dist. to Rail [m]	1.7	1.2	0.3	0.4	0.5
Avg. Stride Freq. [Hz]	2.3	2.4	2.4	2.4	2.4
Avg. Stride Length [m]	6.1	7.4	7.4	7.2	6.9



- [] Ranking at each section and finish
- .-.- No data available at this section
- NA No data available



Horse/Jockey Name	Hey Chardonnay
Final Rank	4
Fastest Section Time (Section)	0:11.05 (800m)
Top Speed [km/h] (Section)	66.8 (800m)
Race State	Finished



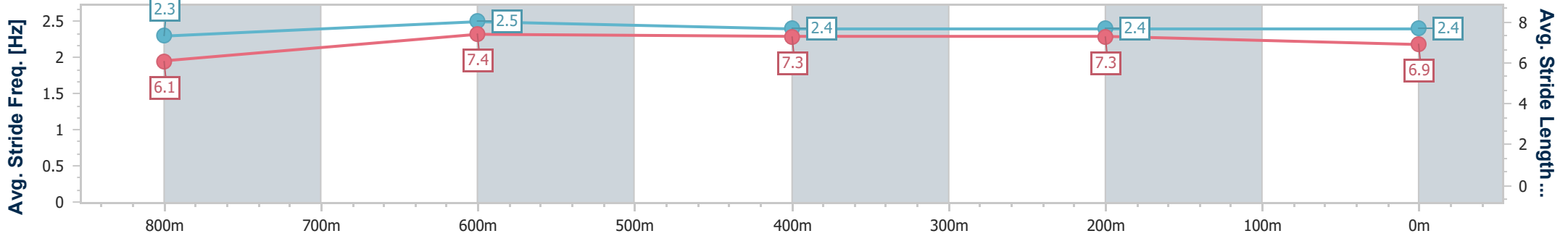
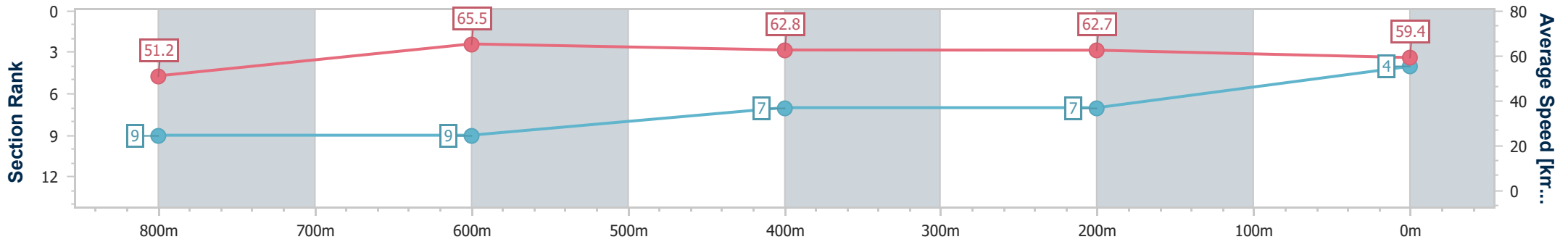
Sunshine Coast QLD Professional
Race 1: LANDBOROUGH PUB QTIS Two-Year-Old Fillies
Maiden Plate - 1000m



26 May 2024 - 12:51

Track Rating: Soft 6, Weather: Fine, Rail Position: +12m

Section	Overall	800m	600m	400m	200m
Section Times	1:00.21 [4] (0:14.11)	0:46.10 [9] (0:11.05)	0:35.05 [9] (0:11.44)	0:23.61 [7] (0:11.49)	0:12.12 [7] (0:12.12)
Average Speed [km/h]	51.2	65.5	62.8	62.7	59.4
Top Speed [km/h]	66.6	66.8	64.0	63.6	62.3
Avg. Dist. to Rail [m]	8.0	2.1	0.4	0.6	0.6
Avg. Stride Freq. [Hz]	2.3	2.5	2.4	2.4	2.4
Avg. Stride Length [m]	6.1	7.4	7.3	7.3	6.9



- [] Ranking at each section and finish
- .-.- No data available at this section
- NA No data available



Horse/Jockey Name	Spirited
Final Rank	5
Fastest Section Time (Section)	0:11.06 (800m)
Top Speed [km/h] (Section)	66.9 (800m)
Race State	Finished



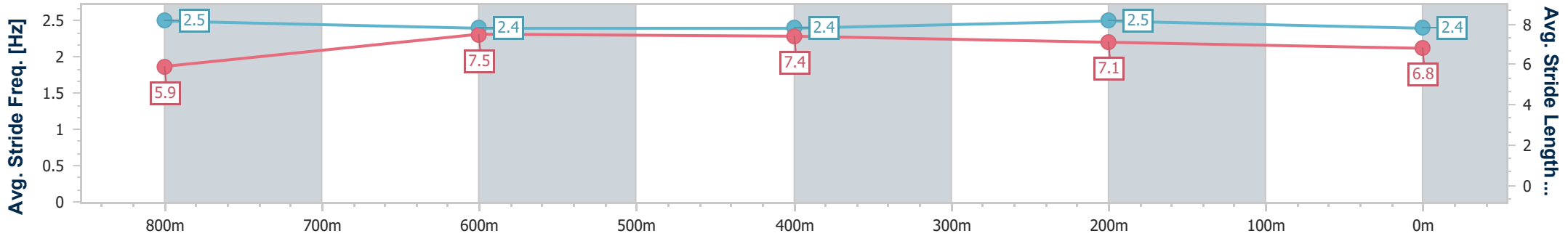
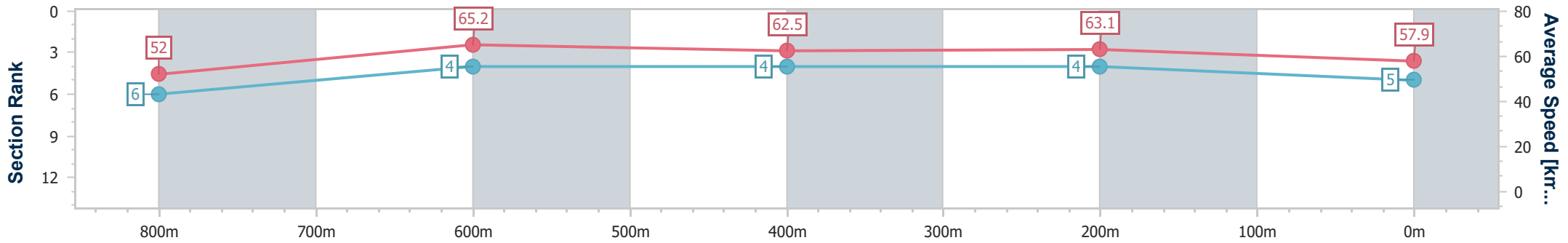
Sunshine Coast QLD Professional
Race 1: LANDSBOROUGH PUB QTIS Two-Year-Old Fillies
Maiden Plate - 1000m



26 May 2024 - 12:51

Track Rating: Soft 6, Weather: Fine, Rail Position: +12m

Section	Overall	800m	600m	400m	200m
Section Times	1:00.25 [5] (0:13.86)	0:46.39 [6] (0:11.06)	0:35.33 [4] (0:11.50)	0:23.83 [4] (0:11.38)	0:12.45 [4] (0:12.45)
Average Speed [km/h]	52.0	65.2	62.5	63.1	57.9
Top Speed [km/h]	66.7	66.9	63.7	63.8	62.7
Avg. Dist. to Rail [m]	4.7	1.2	0.5	1.3	1.8
Avg. Stride Freq. [Hz]	2.5	2.4	2.4	2.5	2.4
Avg. Stride Length [m]	5.9	7.5	7.4	7.1	6.8



- [] Ranking at each section and finish
- .-.- No data available at this section
- NA No data available



Horse/Jockey Name	Resolute Lady
Final Rank	6
Fastest Section Time (Section)	0:11.25 (800m)
Top Speed [km/h] (Section)	65.8 (Overall)
Race State	Finished



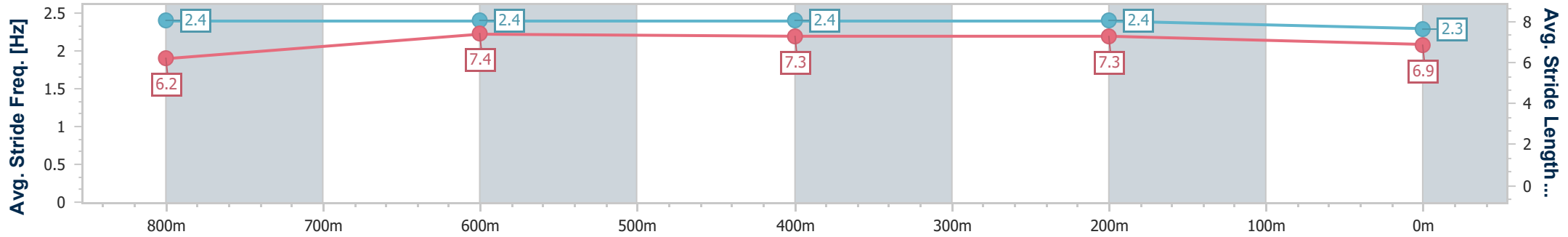
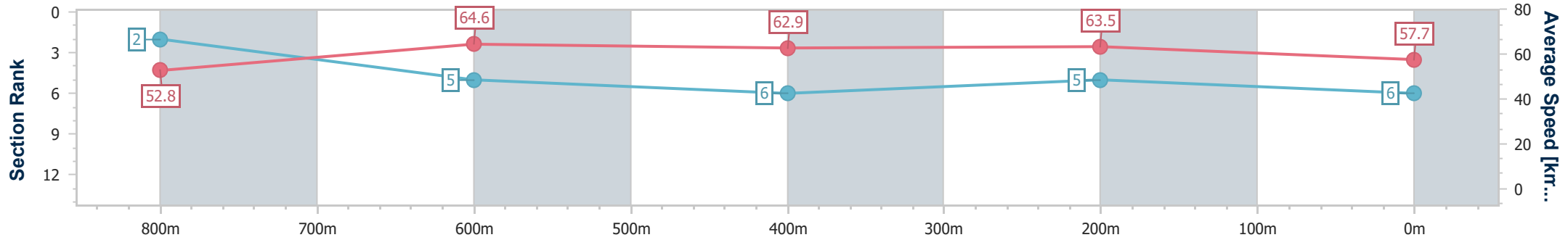
Sunshine Coast QLD Professional
Race 1: LANDBOROUGH PUB QTIS Two-Year-Old Fillies
Maiden Plate - 1000m



26 May 2024 - 12:51

Track Rating: Soft 6, Weather: Fine, Rail Position: +12m

Section	Overall	800m	600m	400m	200m
Section Times	1:00.30 [6] (0:13.68)	0:46.62 [2] (0:11.25)	0:35.37 [5] (0:11.54)	0:23.83 [6] (0:11.37)	0:12.46 [5] (0:12.46)
Average Speed [km/h]	52.8	64.6	62.9	63.5	57.7
Top Speed [km/h]	65.8	65.7	64.7	64.6	61.8
Avg. Dist. to Rail [m]	6.8	3.0	1.4	3.4	2.7
Avg. Stride Freq. [Hz]	2.4	2.4	2.4	2.4	2.3
Avg. Stride Length [m]	6.2	7.4	7.3	7.3	6.9



- [] Ranking at each section and finish
- .-.- No data available at this section
- NA No data available



Horse/Jockey Name	Rivelly
Final Rank	7
Fastest Section Time (Section)	0:11.16 (800m)
Top Speed [km/h] (Section)	65.8 (Overall)
Race State	Finished



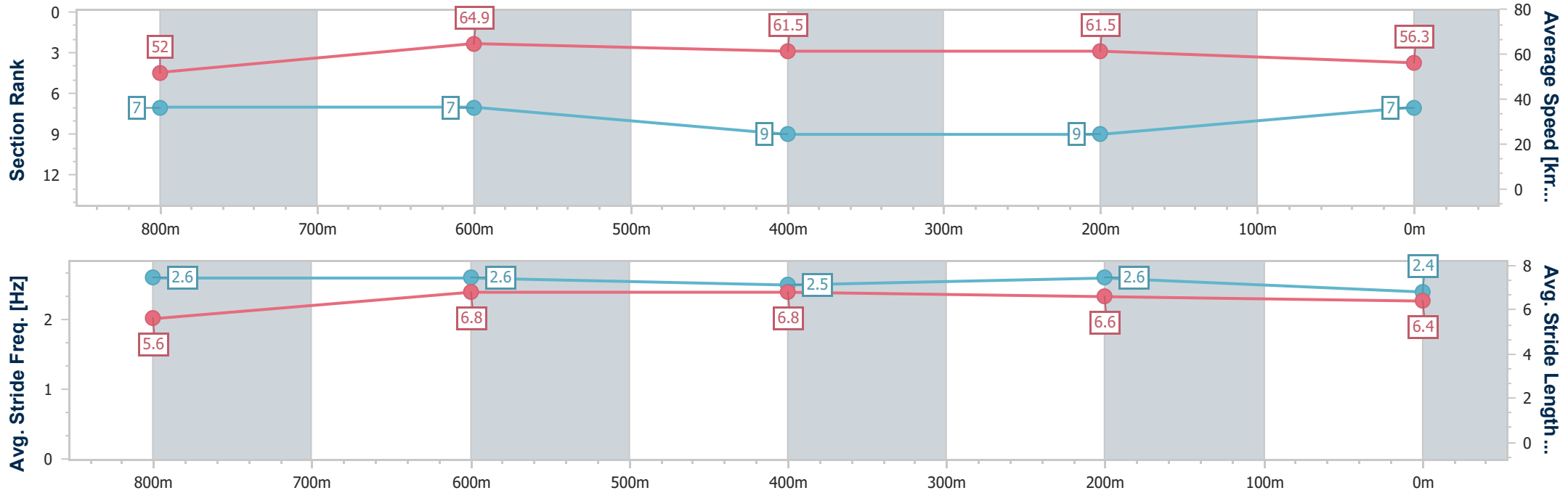
Sunshine Coast QLD Professional
 Race 1: LANDBOROUGH PUB QTIS Two-Year-Old Fillies
 Maiden Plate - 1000m



26 May 2024 - 12:51

Track Rating: Soft 6, Weather: Fine, Rail Position: +12m

Section	Overall	800m	600m	400m	200m
Section Times	1:01.33 [7] (0:13.88)	0:47.45 [7] (0:11.16)	0:36.29 [7] (0:11.78)	0:24.51 [9] (0:11.71)	0:12.80 [9] (0:12.80)
Average Speed [km/h]	52.0	64.9	61.5	61.5	56.3
Top Speed [km/h]	65.8	65.8	64.9	62.9	60.2
Avg. Dist. to Rail [m]	5.6	1.6	1.3	0.4	0.4
Avg. Stride Freq. [Hz]	2.6	2.6	2.5	2.6	2.4
Avg. Stride Length [m]	5.6	6.8	6.8	6.6	6.4



- [] Ranking at each section and finish
- .-.- No data available at this section
- NA No data available



Horse/Jockey Name	Castelvetrano
Final Rank	8
Fastest Section Time (Section)	0:10.97 (800m)
Top Speed [km/h] (Section)	69.1 (Overall)
Race State	Finished



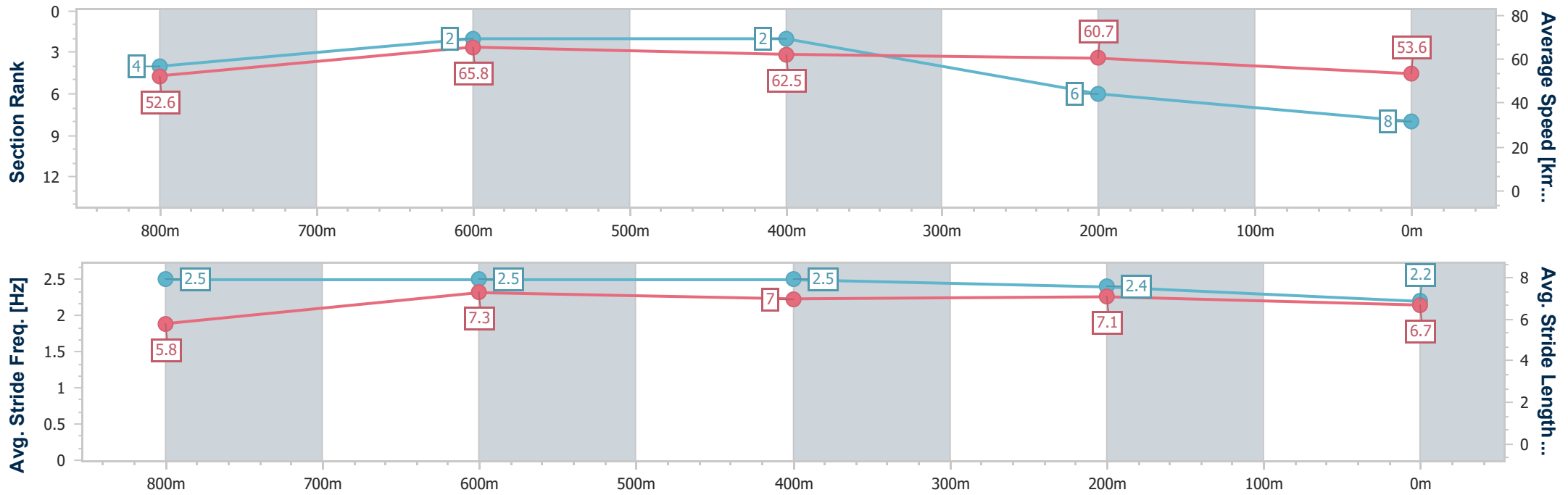
Sunshine Coast QLD Professional
Race 1: LANDBOROUGH PUB QTIS Two-Year-Old Fillies
Maiden Plate - 1000m



26 May 2024 - 12:51

Track Rating: Soft 6, Weather: Fine, Rail Position: +12m

Section	Overall	800m	600m	400m	200m
Section Times	1:01.43 [8] (0:13.69)	0:47.74 [4] (0:10.97)	0:36.77 [2] (0:11.49)	0:25.28 [2] (0:11.86)	0:13.42 [6] (0:13.42)
Average Speed [km/h]	52.6	65.8	62.5	60.7	53.6
Top Speed [km/h]	69.1	68.0	63.8	63.1	58.5
Avg. Dist. to Rail [m]	2.8	0.8	0.3	1.2	1.4
Avg. Stride Freq. [Hz]	2.5	2.5	2.5	2.4	2.2
Avg. Stride Length [m]	5.8	7.3	7.0	7.1	6.7



- [] Ranking at each section and finish
- .-.- No data available at this section
- NA No data available



Horse/Jockey Name	Gagnante Enchere
Final Rank	9
Fastest Section Time (Section)	0:11.12 (800m)
Top Speed [km/h] (Section)	68.0 (Overall)
Race State	Finished



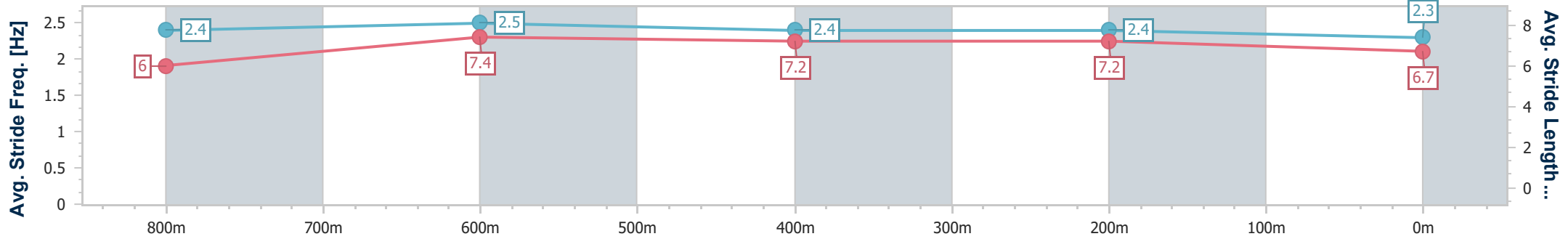
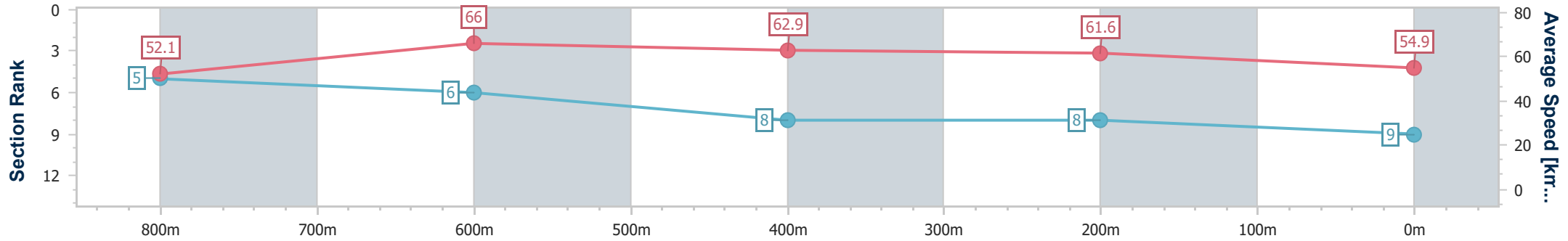
Sunshine Coast QLD Professional
Race 1: LANDBOROUGH PUB QTIS Two-Year-Old Fillies
Maiden Plate - 1000m



26 May 2024 - 12:51

Track Rating: Soft 6, Weather: Fine, Rail Position: +12m

Section	Overall	800m	600m	400m	200m
Section Times	1:01.48 [9] (0:13.83)	0:47.65 [5] (0:11.12)	0:36.53 [6] (0:11.72)	0:24.81 [8] (0:11.69)	0:13.12 [8] (0:13.12)
Average Speed [km/h]	52.1	66.0	62.9	61.6	54.9
Top Speed [km/h]	68.0	67.9	64.1	64.3	59.5
Avg. Dist. to Rail [m]	8.1	4.2	4.5	5.0	2.8
Avg. Stride Freq. [Hz]	2.4	2.5	2.4	2.4	2.3
Avg. Stride Length [m]	6.0	7.4	7.2	7.2	6.7



- [] Ranking at each section and finish
- .-.- No data available at this section
- NA No data available



Sunshine Coast QLD Professional
Race 2: PFD FOODSERVICES QTIS Two-Year-Old Colts and Geldings
Maiden Plate - 1000m
26 May 2024 - 13:25



Track Rating: Soft 6, Weather: Fine, Rail Position: +12m

Section		Overall	800m	600m	400m	200m	Last 600m					
Field Times		0:59.18 (0:13.12)	0:46.06 (0:10.98)	0:35.08 (0:11.65)	0:23.43 (0:11.28)	0:12.15 (0:12.15)	0:35.08					
Rank	TAB Horse/Jockey	Barrier	Top Speed [km/h]	Fastest Section	Margin					Distance Travelled [m]		
1	8 PEACE CENTRE Craig Williams	5	69.3 800m	0:10.95 800m	0:59.18 [1] (0:13.23)	0:45.95 [2] (0:10.95)	0:35.00 [3] (0:11.68)	0:23.32 [3] (0:11.28)	0:12.04 [2] (0:12.04)	0:59.18	0:35.00	
2	4 HELL MARCH James Orman	12	68.8 800m	0:10.98 800m	0:59.49 [2] (0:13.12)	0:46.37 [1] (0:10.98)	0:35.39 [1] (0:11.70)	0:23.69 [2] (0:11.23)	0:12.46 [1] (0:12.46)	1.8L	0:35.39	-3
3	1 ANDERSEN Justin Huxtable	9	69.6 Overall	0:11.11 800m	0:59.78 [3] (0:13.33)	0:46.45 [3] (0:11.11)	0:35.34 [4] (0:11.58)	0:23.76 [4] (0:11.27)	0:12.49 [3] (0:12.49)	3.3L	0:35.34	+3
4	7 MYTHBUSTA Samantha Collett	3	67.2 800m	0:10.80 800m	1:00.02 [4] (0:14.12)	0:45.90 [8] (0:10.80)	0:35.10 [7] (0:11.11)	0:23.99 [5] (0:11.45)	0:12.54 [6] (0:12.54)	4.6L	0:35.10	-7
5	11 DEPUTIZE Ryan Maloney	7	68.8 800m	0:10.66 800m	1:00.32 [5] (0:13.90)	0:46.42 [7] (0:10.66)	0:35.76 [5] (0:11.70)	0:24.06 [8] (0:11.41)	0:12.65 [8] (0:12.65)	6.1L	0:35.76	+0
6	3 CONCESSION Emily Lang	10	69.2 Overall	0:10.78 800m	1:00.33 [6] (0:13.37)	0:46.96 [4] (0:10.78)	0:36.18 [2] (0:11.60)	0:24.58 [1] (0:11.58)	0:13.00 [4] (0:13.00)	6.2L	0:36.18	+0
7	12 SIDLED Madeleine Wishart	2	67.8 800m	0:10.90 800m	1:00.57 [7] (0:13.71)	0:46.86 [5] (0:10.90)	0:35.96 [6] (0:11.52)	0:24.44 [6] (0:11.34)	0:13.10 [5] (0:13.10)	7.5L	0:35.96	-3
8	6 LOWER THE BOOM Michael Rodd	6	66.9 600m	0:11.20 800m	1:00.57 [8] (0:13.76)	0:46.81 [6] (0:11.20)	0:35.61 [8] (0:11.23)	0:24.38 [7] (0:11.33)	0:13.05 [7] (0:13.05)	7.6L	0:35.61	+2

Scratched: Kenny (#5), Calvary (#2), Saxinoue (#9), Street Chase (#10)

[] Ranking at each section and finish
 -:-:- No data available at this section
 NA No data available

SCN Saddle cloth number
 DNF Did not finish
 DNT Did not track



Horse/Jockey Name	Peace Centre
Final Rank	1
Fastest Section Time (Section)	0:10.95 (800m)
Top Speed [km/h] (Section)	69.3 (800m)
Race State	Finished



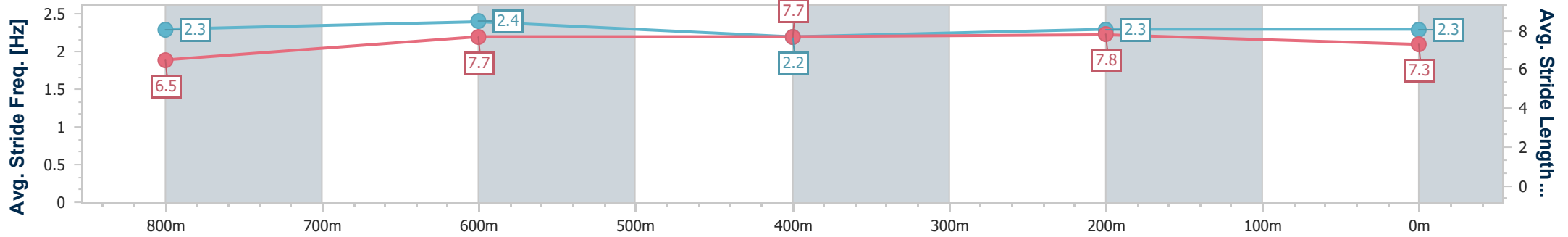
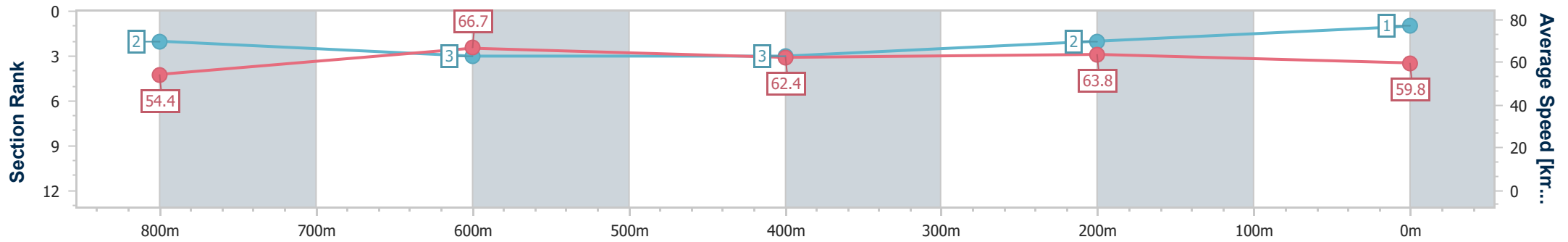
Sunshine Coast QLD Professional
Race 2: PFD FOODSERVICES QTIS Two-Year-Old Colts and Geldings Maiden Plate - 1000m



26 May 2024 - 13:25

Track Rating: Soft 6, Weather: Fine, Rail Position: +12m

Section	Overall	800m	600m	400m	200m
Section Times	0:59.18 [1] (0:13.23)	0:45.95 [2] (0:10.95)	0:35.00 [3] (0:11.68)	0:23.32 [3] (0:11.28)	0:12.04 [2] (0:12.04)
Average Speed [km/h]	54.4	66.7	62.4	63.8	59.8
Top Speed [km/h]	68.1	69.3	63.0	66.3	63.8
Avg. Dist. to Rail [m]	6.1	3.4	2.0	0.5	0.2
Avg. Stride Freq. [Hz]	2.3	2.4	2.2	2.3	2.3
Avg. Stride Length [m]	6.5	7.7	7.7	7.8	7.3



- [] Ranking at each section and finish
- .-.- No data available at this section
- NA No data available



Horse/Jockey Name	Hell March
Final Rank	2
Fastest Section Time (Section)	0:10.98 (800m)
Top Speed [km/h] (Section)	68.8 (800m)
Race State	Finished



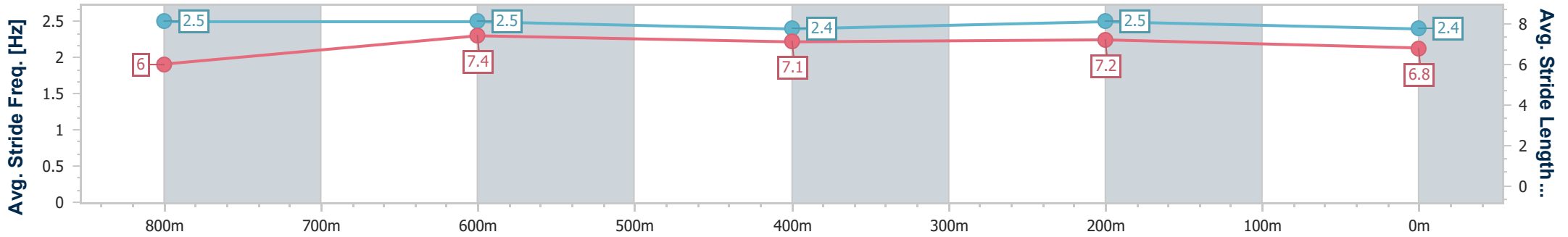
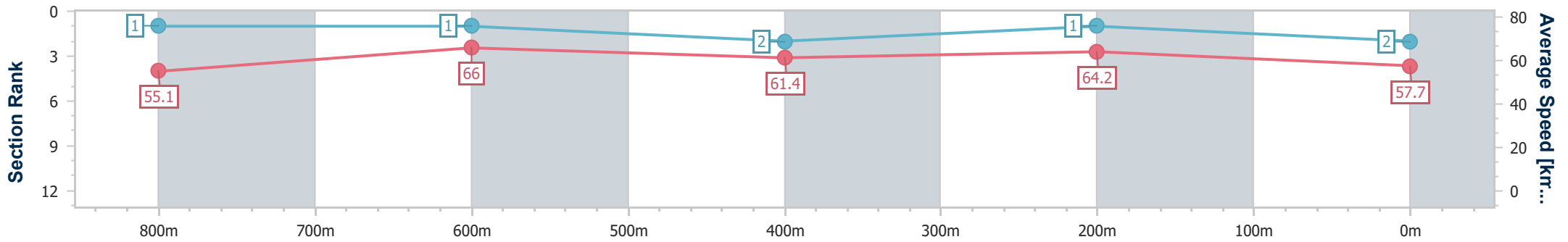
Sunshine Coast QLD Professional
 Race 2: PFD FOODSERVICES QTIS Two-Year-Old Colts and Geldings Maiden Plate - 1000m



26 May 2024 - 13:25

Track Rating: Soft 6, Weather: Fine, Rail Position: +12m

Section	Overall	800m	600m	400m	200m
Section Times	0:59.49 [2] (0:13.12)	0:46.37 [1] (0:10.98)	0:35.39 [1] (0:11.70)	0:23.69 [2] (0:11.23)	0:12.46 [1] (0:12.46)
Average Speed [km/h]	55.1	66.0	61.4	64.2	57.7
Top Speed [km/h]	66.2	68.8	63.4	64.9	63.1
Avg. Dist. to Rail [m]	8.8	2.1	0.3	0.2	0.4
Avg. Stride Freq. [Hz]	2.5	2.5	2.4	2.5	2.4
Avg. Stride Length [m]	6.0	7.4	7.1	7.2	6.8



- [] Ranking at each section and finish
- .-.- No data available at this section
- NA No data available



Horse/Jockey Name	Andersen
Final Rank	3
Fastest Section Time (Section)	0:11.11 (800m)
Top Speed [km/h] (Section)	69.6 (Overall)
Race State	Finished



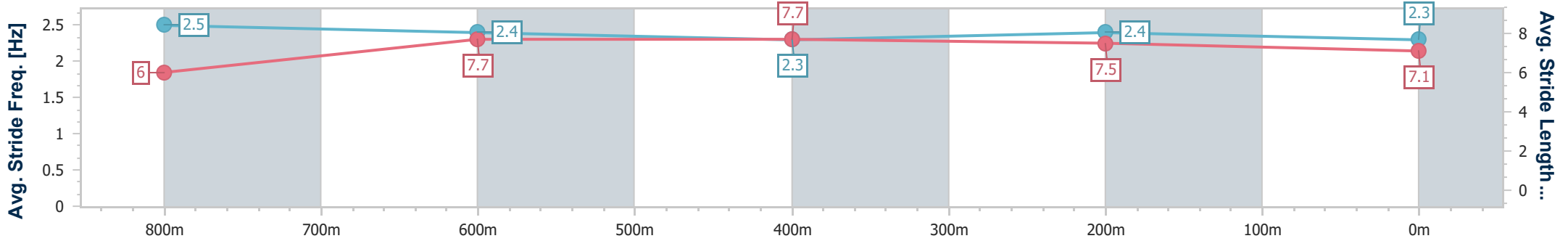
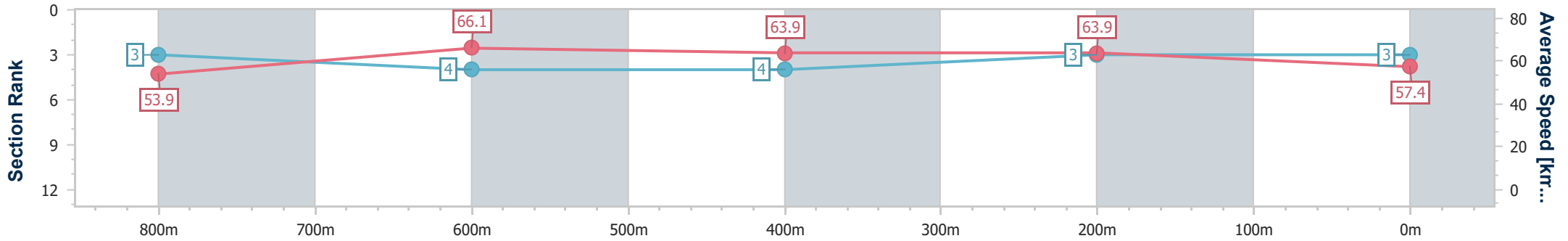
Sunshine Coast QLD Professional
 Race 2: PFD FOODSERVICES QTIS Two-Year-Old Colts and Geldings Maiden Plate - 1000m



26 May 2024 - 13:25

Track Rating: Soft 6, Weather: Fine, Rail Position: +12m

Section	Overall	800m	600m	400m	200m
Section Times	0:59.78 [3] (0:13.33)	0:46.45 [3] (0:11.11)	0:35.34 [4] (0:11.58)	0:23.76 [4] (0:11.27)	0:12.49 [3] (0:12.49)
Average Speed [km/h]	53.9	66.1	63.9	63.9	57.4
Top Speed [km/h]	69.6	68.0	65.5	64.8	63.3
Avg. Dist. to Rail [m]	6.8	4.5	4.6	4.5	3.7
Avg. Stride Freq. [Hz]	2.5	2.4	2.3	2.4	2.3
Avg. Stride Length [m]	6.0	7.7	7.7	7.5	7.1



- [] Ranking at each section and finish
- .-.- No data available at this section
- NA No data available



Horse/Jockey Name	Mythbusta
Final Rank	4
Fastest Section Time (Section)	0:10.80 (800m)
Top Speed [km/h] (Section)	67.2 (800m)
Race State	Finished



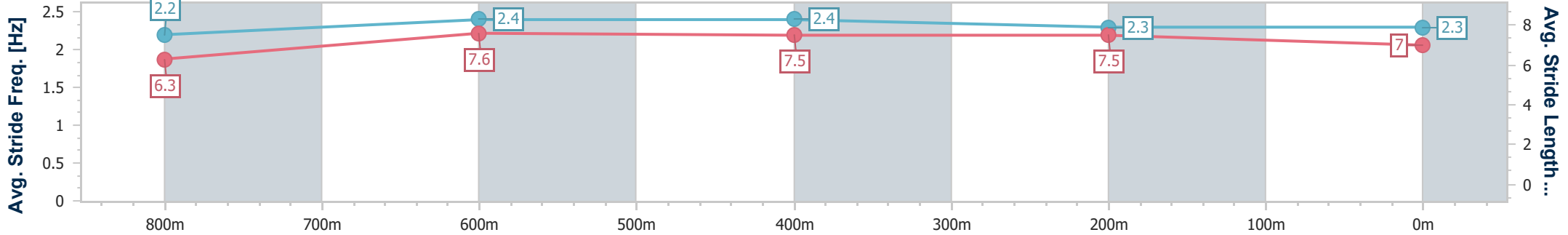
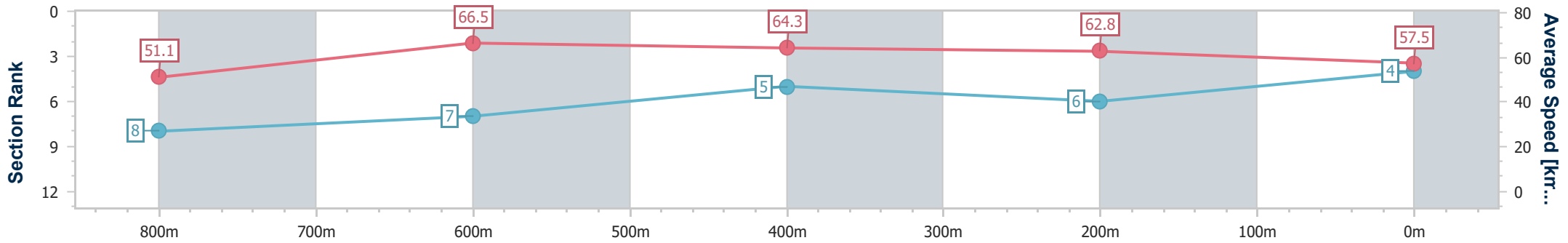
Sunshine Coast QLD Professional
Race 2: PFD FOODSERVICES QTIS Two-Year-Old Colts and Geldings Maiden Plate - 1000m



26 May 2024 - 13:25

Track Rating: Soft 6, Weather: Fine, Rail Position: +12m

Section	Overall	800m	600m	400m	200m
Section Times	1:00.02 [4] (0:14.12)	0:45.90 [8] (0:10.80)	0:35.10 [7] (0:11.11)	0:23.99 [5] (0:11.45)	0:12.54 [6] (0:12.54)
Average Speed [km/h]	51.1	66.5	64.3	62.8	57.5
Top Speed [km/h]	66.8	67.2	66.1	63.5	61.8
Avg. Dist. to Rail [m]	2.7	1.4	1.1	0.2	1.0
Avg. Stride Freq. [Hz]	2.2	2.4	2.4	2.3	2.3
Avg. Stride Length [m]	6.3	7.6	7.5	7.5	7.0



- [] Ranking at each section and finish
- .-.- No data available at this section
- NA No data available



Horse/Jockey Name	Deputize
Final Rank	5
Fastest Section Time (Section)	0:10.66 (800m)
Top Speed [km/h] (Section)	68.8 (800m)
Race State	Finished



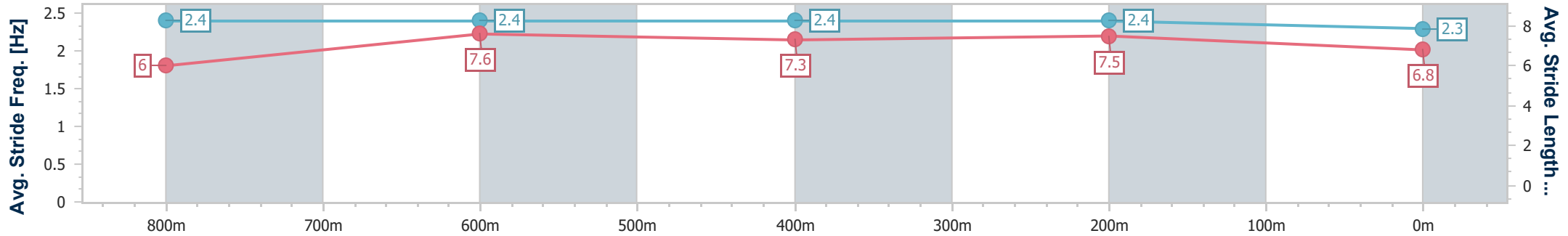
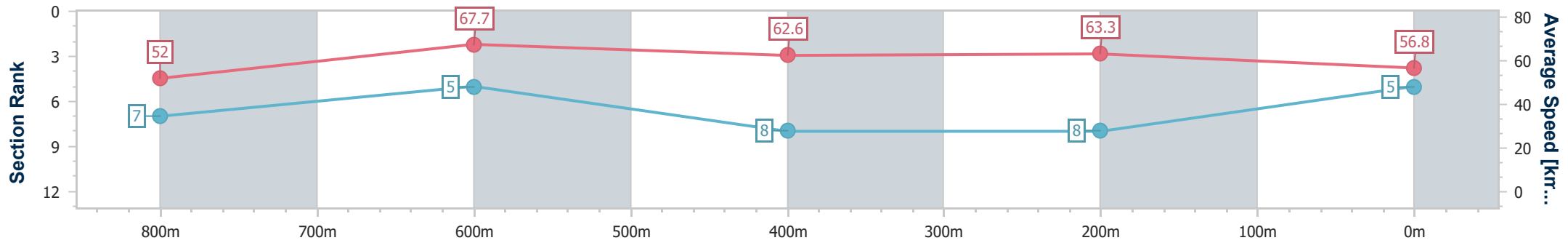
Sunshine Coast QLD Professional
 Race 2: PFD FOODSERVICES QTIS Two-Year-Old Colts and Geldings Maiden Plate - 1000m



26 May 2024 - 13:25

Track Rating: Soft 6, Weather: Fine, Rail Position: +12m

Section	Overall	800m	600m	400m	200m
Section Times	1:00.32 [5] (0:13.90)	0:46.42 [7] (0:10.66)	0:35.76 [5] (0:11.70)	0:24.06 [8] (0:11.41)	0:12.65 [8] (0:12.65)
Average Speed [km/h]	52.0	67.7	62.6	63.3	56.8
Top Speed [km/h]	65.5	68.8	64.0	65.0	61.9
Avg. Dist. to Rail [m]	3.4	1.3	3.6	2.0	2.8
Avg. Stride Freq. [Hz]	2.4	2.4	2.4	2.4	2.3
Avg. Stride Length [m]	6.0	7.6	7.3	7.5	6.8



- [] Ranking at each section and finish
- .-.- No data available at this section
- NA No data available



Horse/Jockey Name	Concession
Final Rank	6
Fastest Section Time (Section)	0:10.78 (800m)
Top Speed [km/h] (Section)	69.2 (Overall)
Race State	Finished



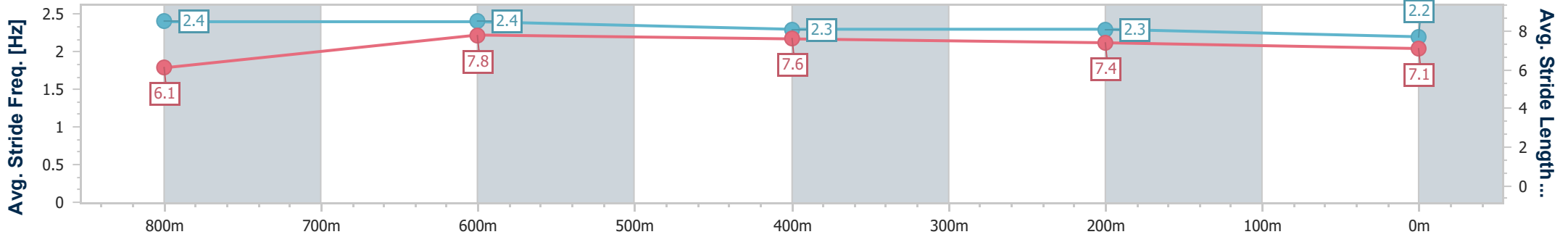
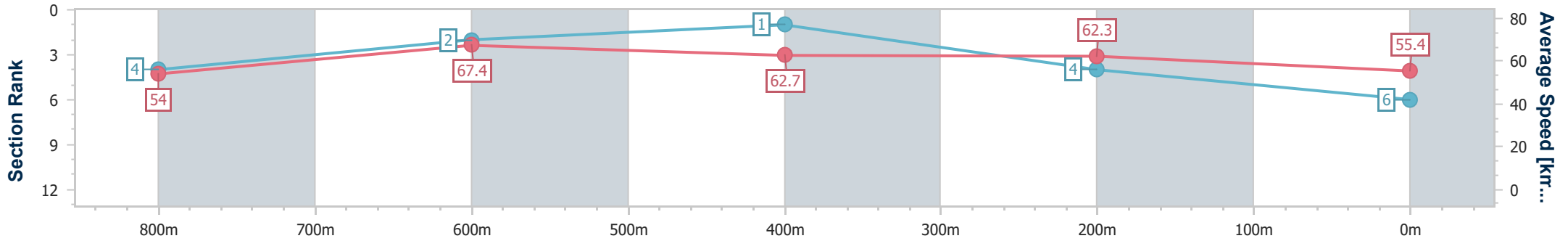
Sunshine Coast QLD Professional
 Race 2: PFD FOODSERVICES QTIS Two-Year-Old Colts and Geldings Maiden Plate - 1000m



26 May 2024 - 13:25

Track Rating: Soft 6, Weather: Fine, Rail Position: +12m

Section	Overall	800m	600m	400m	200m
Section Times	1:00.33 [6] (0:13.37)	0:46.96 [4] (0:10.78)	0:36.18 [2] (0:11.60)	0:24.58 [1] (0:11.58)	0:13.00 [4] (0:13.00)
Average Speed [km/h]	54.0	67.4	62.7	62.3	55.4
Top Speed [km/h]	69.2	68.9	64.9	63.3	60.4
Avg. Dist. to Rail [m]	7.0	3.0	1.7	1.6	2.1
Avg. Stride Freq. [Hz]	2.4	2.4	2.3	2.3	2.2
Avg. Stride Length [m]	6.1	7.8	7.6	7.4	7.1



- [] Ranking at each section and finish
- .-.- No data available at this section
- NA No data available



Horse/Jockey Name	Sidled
Final Rank	7
Fastest Section Time (Section)	0:10.90 (800m)
Top Speed [km/h] (Section)	67.8 (800m)
Race State	Finished



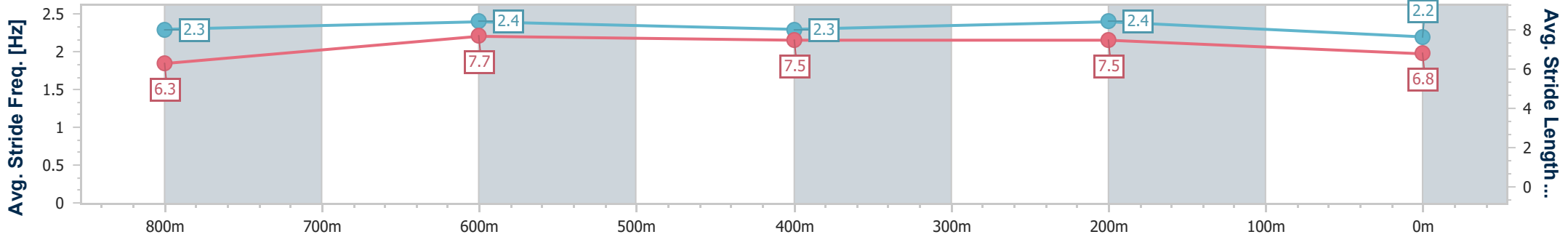
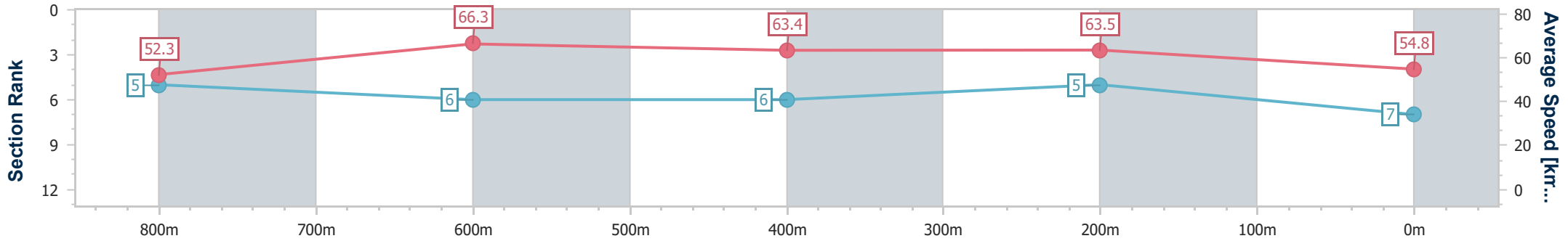
Sunshine Coast QLD Professional
Race 2: PFD FOODSERVICES QTIS Two-Year-Old Colts and Geldings Maiden Plate - 1000m



26 May 2024 - 13:25

Track Rating: Soft 6, Weather: Fine, Rail Position: +12m

Section	Overall	800m	600m	400m	200m
Section Times	1:00.57 [7] (0:13.71)	0:46.86 [5] (0:10.90)	0:35.96 [6] (0:11.52)	0:24.44 [6] (0:11.34)	0:13.10 [5] (0:13.10)
Average Speed [km/h]	52.3	66.3	63.4	63.5	54.8
Top Speed [km/h]	66.8	67.8	64.8	64.7	60.8
Avg. Dist. to Rail [m]	2.2	1.0	2.0	2.7	3.5
Avg. Stride Freq. [Hz]	2.3	2.4	2.3	2.4	2.2
Avg. Stride Length [m]	6.3	7.7	7.5	7.5	6.8



- [] Ranking at each section and finish
- .-.- No data available at this section
- NA No data available



Horse/Jockey Name	Lower The Boom
Final Rank	8
Fastest Section Time (Section)	0:11.20 (800m)
Top Speed [km/h] (Section)	66.9 (600m)
Race State	Finished



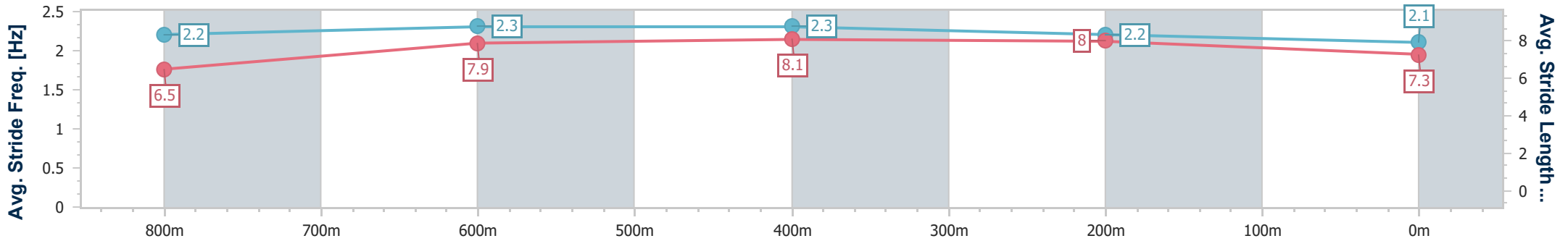
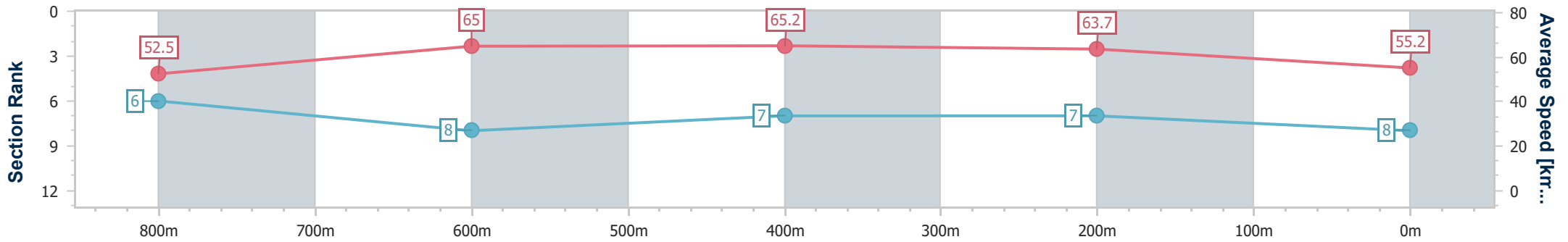
Sunshine Coast QLD Professional
 Race 2: PFD FOODSERVICES QTIS Two-Year-Old Colts and Geldings Maiden Plate - 1000m



26 May 2024 - 13:25

Track Rating: Soft 6, Weather: Fine, Rail Position: +12m

Section	Overall	800m	600m	400m	200m
Section Times	1:00.57 [8] (0:13.76)	0:46.81 [6] (0:11.20)	0:35.61 [8] (0:11.23)	0:24.38 [7] (0:11.33)	0:13.05 [7] (0:13.05)
Average Speed [km/h]	52.5	65.0	65.2	63.7	55.2
Top Speed [km/h]	66.4	66.5	66.9	64.9	60.1
Avg. Dist. to Rail [m]	4.2	3.3	2.8	1.7	1.5
Avg. Stride Freq. [Hz]	2.2	2.3	2.3	2.2	2.1
Avg. Stride Length [m]	6.5	7.9	8.1	8.0	7.3



- [] Ranking at each section and finish
- .-.- No data available at this section
- NA No data available



Sunshine Coast QLD Professional
Race 3: COTTON TREE STEAKS QTIS Three-Year-Old Maiden Plate - 1000m
26 May 2024 - 14:00



Track Rating: Soft 6, Weather: Fine, Rail Position: +12m

Section		Overall									Last 600m		
Field Times		0:59.01 (0:13.17)									0:34.60		
		800m			600m		400m		200m				
		0:45.84 (0:11.24)			0:34.60 (0:11.65)		0:22.95 (0:10.95)		0:12.00 (0:12.00)				
Rank	TAB	Horse/Jockey	Barrier	Top Speed [km/h]	Fastest Section	Overall	800m	600m	400m	200m	Margin	Last 600m	Distance Travelled [m]
1	3	PAYLINE James Orman	1	69.2	0:10.95	0:59.01 [1] (0:13.17)	0:45.84 [1] (0:11.24)	0:34.60 [1] (0:11.65)	0:22.95 [1] (0:10.95)	0:12.00 [1] (0:12.00)	0:59.01	0:34.60	
2	4	THANKYOU HENRY Boris Thornton	3	67.0	0:11.10	0:59.57 [2] (0:13.40)	0:46.17 [2] (0:11.10)	0:35.07 [2] (0:11.64)	0:23.43 [2] (0:11.22)	0:12.21 [2] (0:12.21)	3.3L	0:35.07	+0
3	12	BRING ME SAKI Dale Smith	2	68.7	0:11.01	1:00.22 [3] (0:13.82)	0:46.40 [5] (0:11.01)	0:35.39 [4] (0:11.51)	0:23.88 [3] (0:11.47)	0:12.41 [3] (0:12.41)	7.1L	0:35.39	-3
4	10	SHE'SGOTACCESS Adin Thompson	7	66.9	0:11.16	1:00.42 [4] (0:13.57)	0:46.85 [3] (0:11.16)	0:35.69 [3] (0:11.66)	0:24.03 [4] (0:11.47)	0:12.56 [4] (0:12.56)	8.1L	0:35.69	+1
5	13	FLY FIFER Jake Bayliss	9	68.3	0:10.98	1:00.45 [5] (0:13.92)	0:46.53 [6] (0:10.98)	0:35.55 [5] (0:11.72)	0:23.83 [5] (0:11.39)	0:12.44 [5] (0:12.44)	8.3L	0:35.55	-3
6	7	DASHING HOPE Nikita Beriman	12	67.4	0:10.97	1:00.47 [6] (0:14.29)	0:46.18 [10] (0:10.97)	0:35.21 [10] (0:11.74)	0:23.47 [10] (0:11.27)	0:12.20 [8] (0:12.20)	8.4L	0:35.21	-2
7	6	VIKING VALOUR Ryan Maloney	11	65.9	0:11.15	1:00.50 [7] (0:13.75)	0:46.75 [4] (0:11.15)	0:35.60 [6] (0:11.81)	0:23.79 [7] (0:11.40)	0:12.39 [6] (0:12.39)	8.5L	0:35.60	+2
8	5	TONATIUH Mark Du Plessis	8	67.2	0:11.08	1:00.65 [8] (0:13.99)	0:46.66 [8] (0:11.08)	0:35.58 [7] (0:11.58)	0:24.00 [6] (0:11.50)	0:12.50 [7] (0:12.50)	9.3L	0:35.58	-2
9	2	OPTIMUS MAXIMUS Justin Huxtable	10	67.3	0:11.12	1:00.71 [9] (0:13.98)	0:46.73 [7] (0:11.12)	0:35.61 [8] (0:11.80)	0:23.81 [8] (0:11.40)	0:12.41 [9] (0:12.41)	9.6L	0:35.61	+2
10	8	ISLE ORNSAY Kyle Wilson-Taylor	14	68.0	0:11.01	1:00.79 [10] (0:14.20)	0:46.59 [9] (0:11.01)	0:35.58 [9] (0:11.75)	0:23.83 [9] (0:11.48)	0:12.35 [10] (0:12.35)	10L	0:35.58	+4

Scratched: Gold Academy (#1), Shadow Mistress (#9), Hot Flamingo (#11), Widgee Lace (#14), Balletto (#15)

[] Ranking at each section and finish
 -:-:- No data available at this section
 NA No data available
 SCN Saddle cloth number
 DNF Did not finish
 DNT Did not track



Horse/Jockey Name	Payline
Final Rank	1
Fastest Section Time (Section)	0:10.95 (400m)
Top Speed [km/h] (Section)	69.2 (Overall)
Race State	Finished



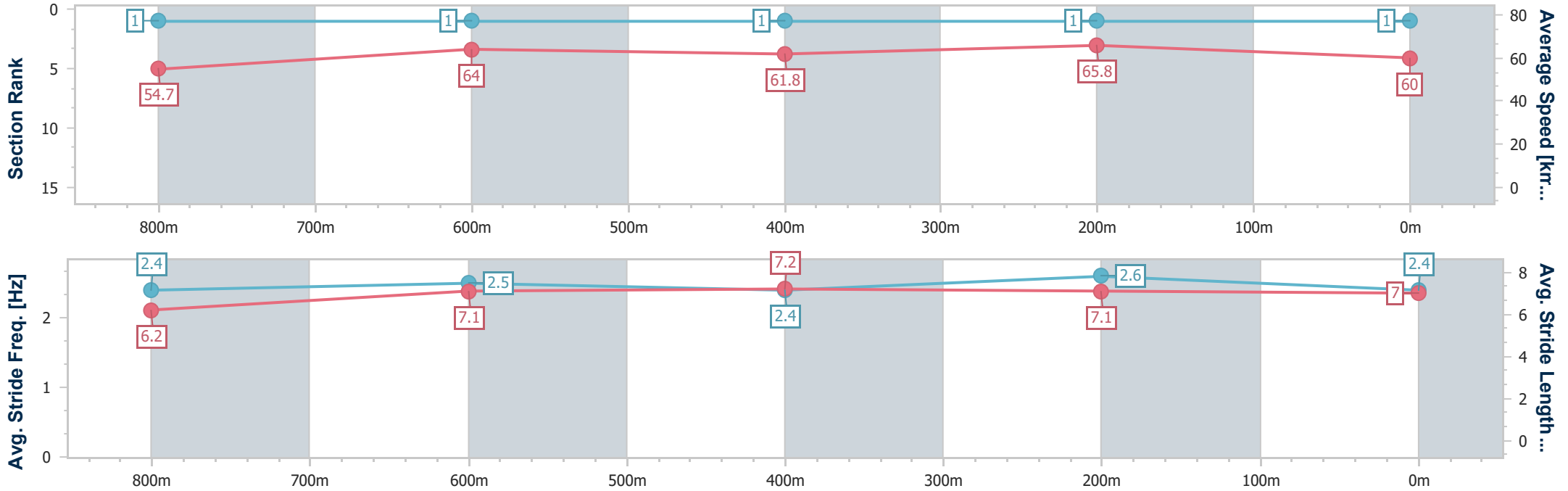
Sunshine Coast QLD Professional
 Race 3: COTTON TREE STEAKS QTIS Three-Year-Old Maiden
 Plate - 1000m



26 May 2024 - 14:00

Track Rating: Soft 6, Weather: Fine, Rail Position: +12m

Section	Overall	800m	600m	400m	200m
Section Times	0:59.01 [1] (0:13.17)	0:45.84 [1] (0:11.24)	0:34.60 [1] (0:11.65)	0:22.95 [1] (0:10.95)	0:12.00 [1] (0:12.00)
Average Speed [km/h]	54.7	64.0	61.8	65.8	60.0
Top Speed [km/h]	69.2	66.7	65.1	67.4	63.2
Avg. Dist. to Rail [m]	1.6	0.8	0.6	1.0	0.8
Avg. Stride Freq. [Hz]	2.4	2.5	2.4	2.6	2.4
Avg. Stride Length [m]	6.2	7.1	7.2	7.1	7.0



- [] Ranking at each section and finish
- .-.- No data available at this section
- NA No data available



Horse/Jockey Name	Thankyou Henry
Final Rank	2
Fastest Section Time (Section)	0:11.10 (800m)
Top Speed [km/h] (Section)	67.0 (Overall)
Race State	Finished



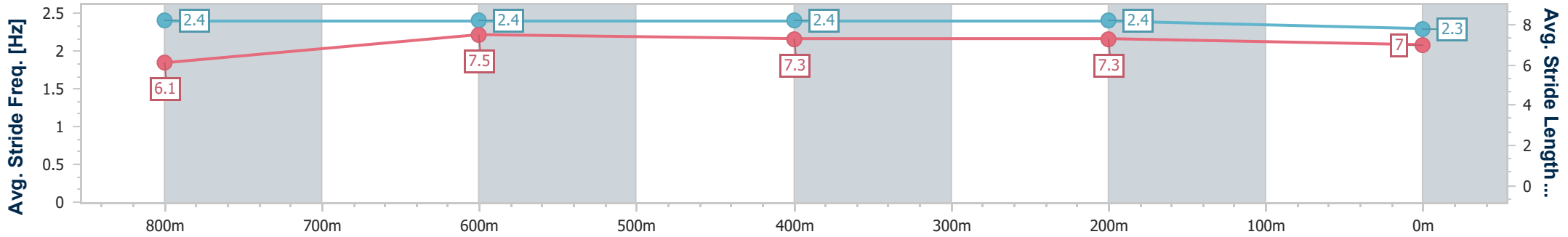
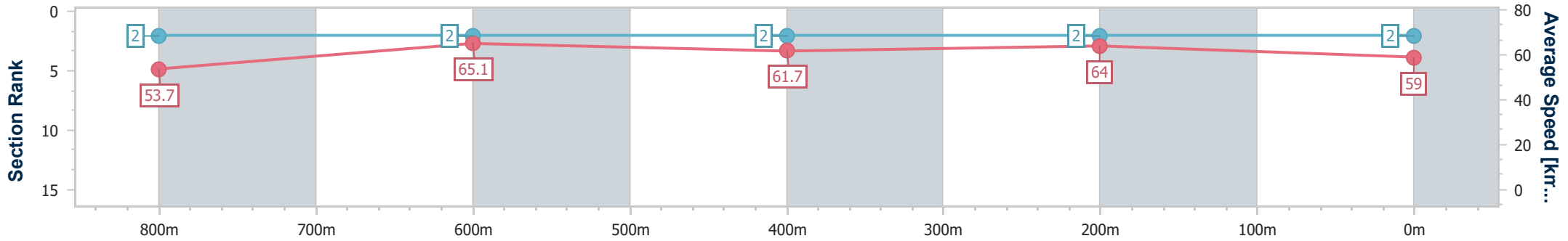
Sunshine Coast QLD Professional
Race 3: COTTON TREE STEAKS QTIS Three-Year-Old Maiden
Plate - 1000m



26 May 2024 - 14:00

Track Rating: Soft 6, Weather: Fine, Rail Position: +12m

Section	Overall	800m	600m	400m	200m
Section Times	0:59.57 [2] (0:13.40)	0:46.17 [2] (0:11.10)	0:35.07 [2] (0:11.64)	0:23.43 [2] (0:11.22)	0:12.21 [2] (0:12.21)
Average Speed [km/h]	53.7	65.1	61.7	64.0	59.0
Top Speed [km/h]	67.0	67.0	63.8	65.4	61.9
Avg. Dist. to Rail [m]	2.6	1.1	0.5	0.8	0.2
Avg. Stride Freq. [Hz]	2.4	2.4	2.4	2.4	2.3
Avg. Stride Length [m]	6.1	7.5	7.3	7.3	7.0



- [] Ranking at each section and finish
- .-.- No data available at this section
- NA No data available



Horse/Jockey Name	Bring Me Saki
Final Rank	3
Fastest Section Time (Section)	0:11.01 (800m)
Top Speed [km/h] (Section)	68.7 (800m)
Race State	Finished



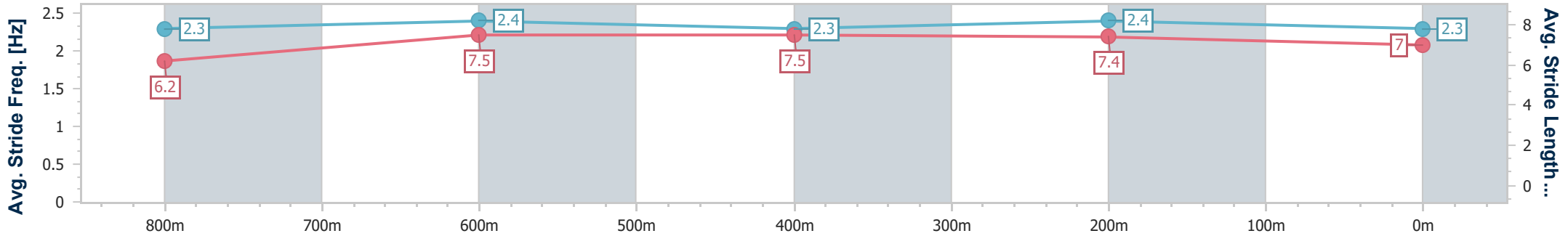
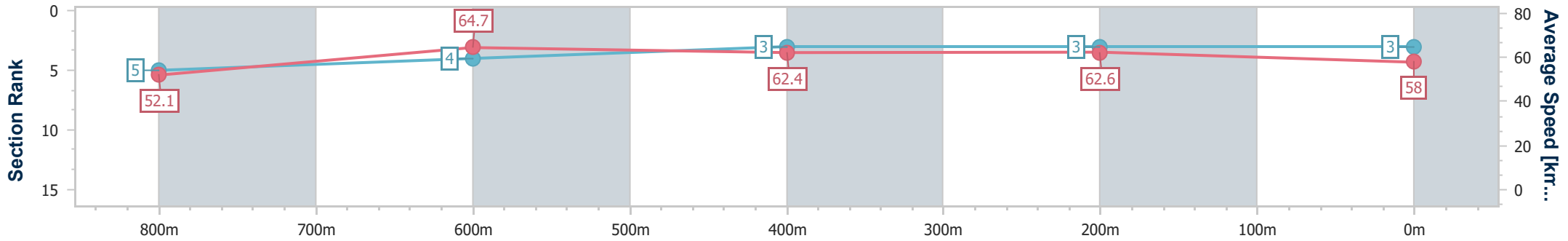
Sunshine Coast QLD Professional
Race 3: COTTON TREE STEAKS QTIS Three-Year-Old Maiden
Plate - 1000m



26 May 2024 - 14:00

Track Rating: Soft 6, Weather: Fine, Rail Position: +12m

Section	Overall	800m	600m	400m	200m
Section Times	1:00.22 [3] (0:13.82)	0:46.40 [5] (0:11.01)	0:35.39 [4] (0:11.51)	0:23.88 [3] (0:11.47)	0:12.41 [3] (0:12.41)
Average Speed [km/h]	52.1	64.7	62.4	62.6	58.0
Top Speed [km/h]	68.5	68.7	63.1	64.2	61.1
Avg. Dist. to Rail [m]	0.7	2.1	0.9	0.4	1.4
Avg. Stride Freq. [Hz]	2.3	2.4	2.3	2.4	2.3
Avg. Stride Length [m]	6.2	7.5	7.5	7.4	7.0



- [] Ranking at each section and finish
- .-.- No data available at this section
- NA No data available



Horse/Jockey Name	She'sgotaccess
Final Rank	4
Fastest Section Time (Section)	0:11.16 (800m)
Top Speed [km/h] (Section)	66.9 (Overall)
Race State	Finished



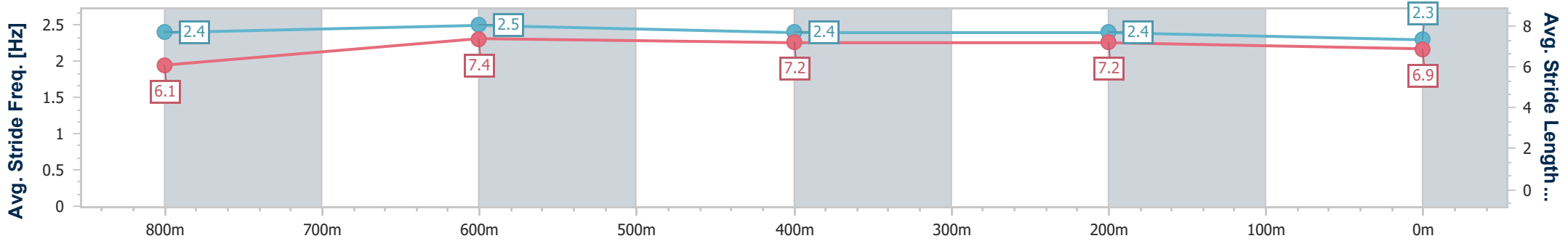
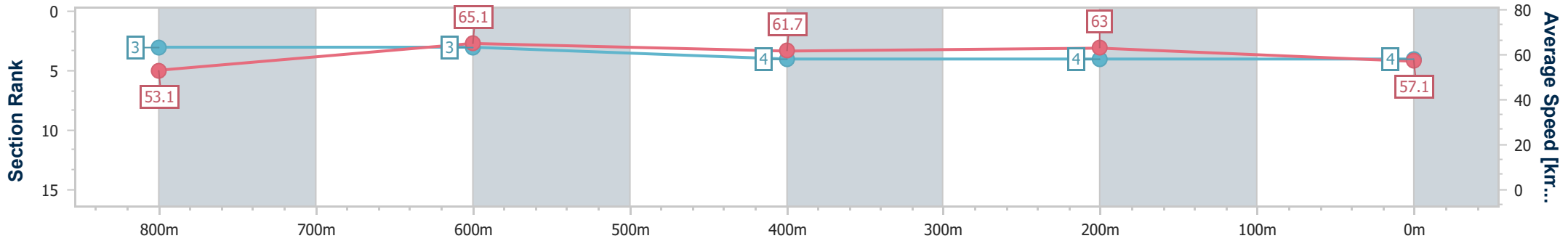
Sunshine Coast QLD Professional
Race 3: COTTON TREE STEAKS QTIS Three-Year-Old Maiden
Plate - 1000m



26 May 2024 - 14:00

Track Rating: Soft 6, Weather: Fine, Rail Position: +12m

Section	Overall	800m	600m	400m	200m
Section Times	1:00.42 [4] (0:13.57)	0:46.85 [3] (0:11.16)	0:35.69 [3] (0:11.66)	0:24.03 [4] (0:11.47)	0:12.56 [4] (0:12.56)
Average Speed [km/h]	53.1	65.1	61.7	63.0	57.1
Top Speed [km/h]	66.9	66.5	63.2	64.7	60.5
Avg. Dist. to Rail [m]	5.5	2.1	0.3	2.2	1.4
Avg. Stride Freq. [Hz]	2.4	2.5	2.4	2.4	2.3
Avg. Stride Length [m]	6.1	7.4	7.2	7.2	6.9



- [] Ranking at each section and finish
- .-.- No data available at this section
- NA No data available



Horse/Jockey Name	Fly Fifer
Final Rank	5
Fastest Section Time (Section)	0:10.98 (800m)
Top Speed [km/h] (Section)	68.3 (800m)
Race State	Finished



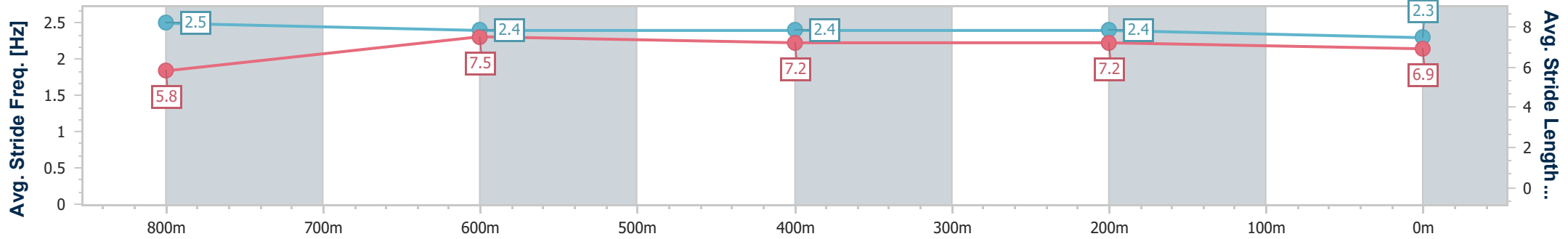
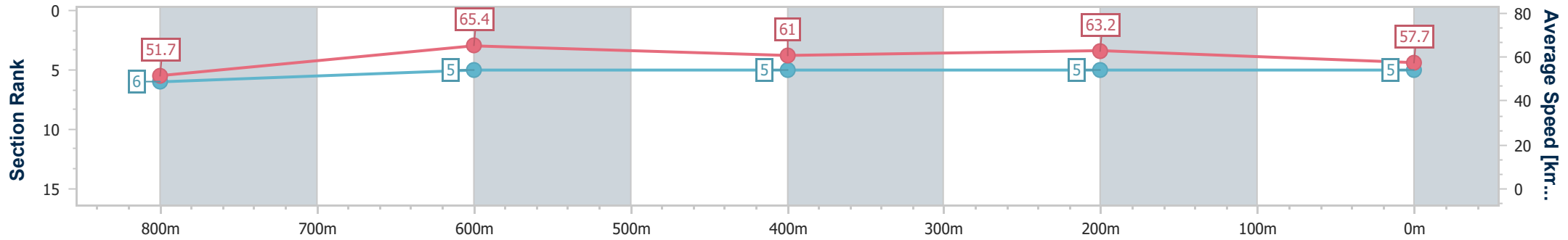
Sunshine Coast QLD Professional
Race 3: COTTON TREE STEAKS QTIS Three-Year-Old Maiden
Plate - 1000m



26 May 2024 - 14:00

Track Rating: Soft 6, Weather: Fine, Rail Position: +12m

Section	Overall	800m	600m	400m	200m
Section Times	1:00.45 [5] (0:13.92)	0:46.53 [6] (0:10.98)	0:35.55 [5] (0:11.72)	0:23.83 [5] (0:11.39)	0:12.44 [5] (0:12.44)
Average Speed [km/h]	51.7	65.4	61.0	63.2	57.7
Top Speed [km/h]	68.2	68.3	64.6	64.8	60.7
Avg. Dist. to Rail [m]	4.0	0.8	1.4	0.8	0.8
Avg. Stride Freq. [Hz]	2.5	2.4	2.4	2.4	2.3
Avg. Stride Length [m]	5.8	7.5	7.2	7.2	6.9



- [] Ranking at each section and finish
- .-.- No data available at this section
- NA No data available



Horse/Jockey Name	Dashing Hope
Final Rank	6
Fastest Section Time (Section)	0:10.97 (800m)
Top Speed [km/h] (Section)	67.4 (800m)
Race State	Finished



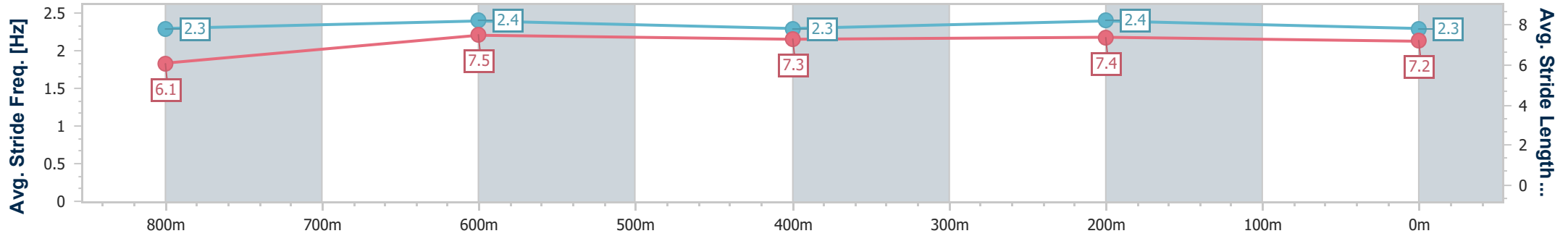
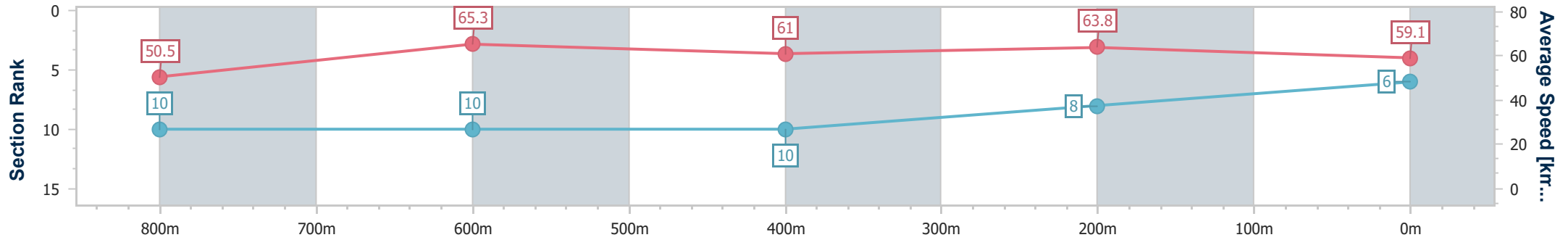
Sunshine Coast QLD Professional
 Race 3: COTTON TREE STEAKS QTIS Three-Year-Old Maiden
 Plate - 1000m



26 May 2024 - 14:00

Track Rating: Soft 6, Weather: Fine, Rail Position: +12m

Section	Overall	800m	600m	400m	200m
Section Times	1:00.47 [6] (0:14.29)	0:46.18 [10] (0:10.97)	0:35.21 [10] (0:11.74)	0:23.47 [10] (0:11.27)	0:12.20 [8] (0:12.20)
Average Speed [km/h]	50.5	65.3	61.0	63.8	59.1
Top Speed [km/h]	67.4	67.4	62.3	66.2	62.1
Avg. Dist. to Rail [m]	5.6	0.9	1.3	0.7	1.2
Avg. Stride Freq. [Hz]	2.3	2.4	2.3	2.4	2.3
Avg. Stride Length [m]	6.1	7.5	7.3	7.4	7.2



- [] Ranking at each section and finish
- .-.- No data available at this section
- NA No data available



Horse/Jockey Name	Viking Valour
Final Rank	7
Fastest Section Time (Section)	0:11.15 (800m)
Top Speed [km/h] (Section)	65.9 (800m)
Race State	Finished



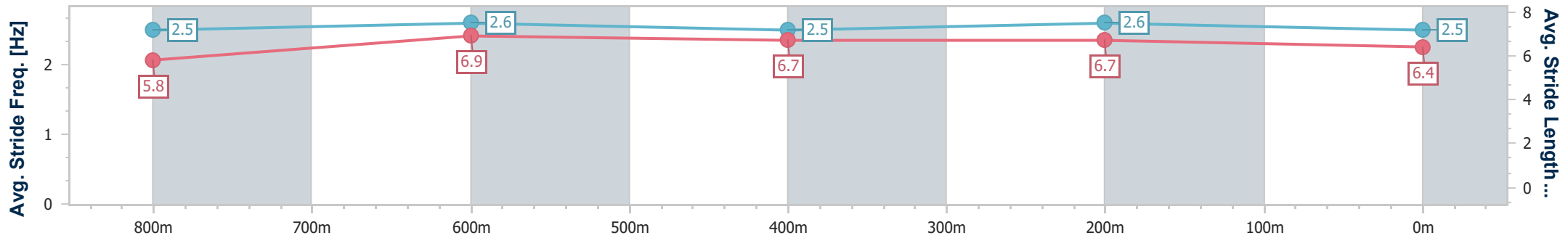
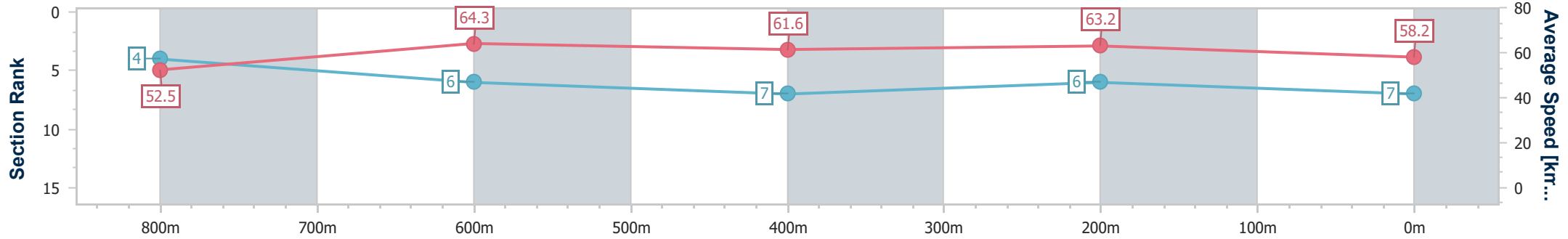
Sunshine Coast QLD Professional
 Race 3: COTTON TREE STEAKS QTIS Three-Year-Old Maiden
 Plate - 1000m



26 May 2024 - 14:00

Track Rating: Soft 6, Weather: Fine, Rail Position: +12m

Section	Overall	800m	600m	400m	200m
Section Times	1:00.50 [7] (0:13.75)	0:46.75 [4] (0:11.15)	0:35.60 [6] (0:11.81)	0:23.79 [7] (0:11.40)	0:12.39 [6] (0:12.39)
Average Speed [km/h]	52.5	64.3	61.6	63.2	58.2
Top Speed [km/h]	65.9	65.9	63.3	64.7	60.9
Avg. Dist. to Rail [m]	3.3	0.7	1.9	3.8	4.0
Avg. Stride Freq. [Hz]	2.5	2.6	2.5	2.6	2.5
Avg. Stride Length [m]	5.8	6.9	6.7	6.7	6.4



- [] Ranking at each section and finish
- .-.- No data available at this section
- NA No data available



Horse/Jockey Name	Tonatiuh
Final Rank	8
Fastest Section Time (Section)	0:11.08 (800m)
Top Speed [km/h] (Section)	67.2 (800m)
Race State	Finished



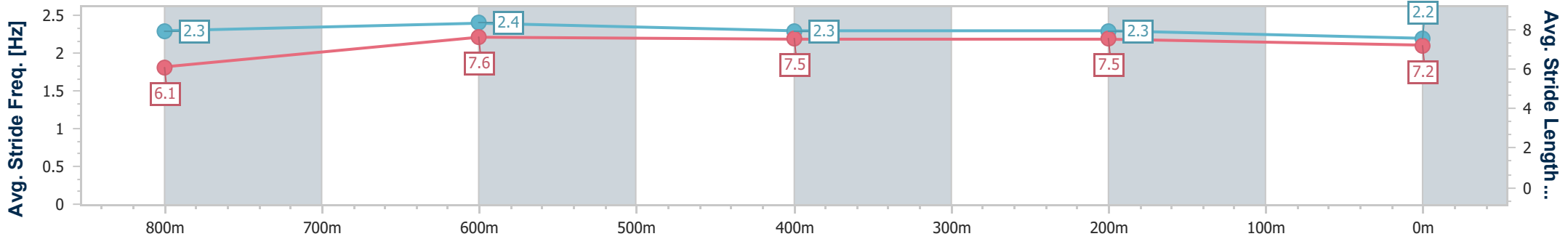
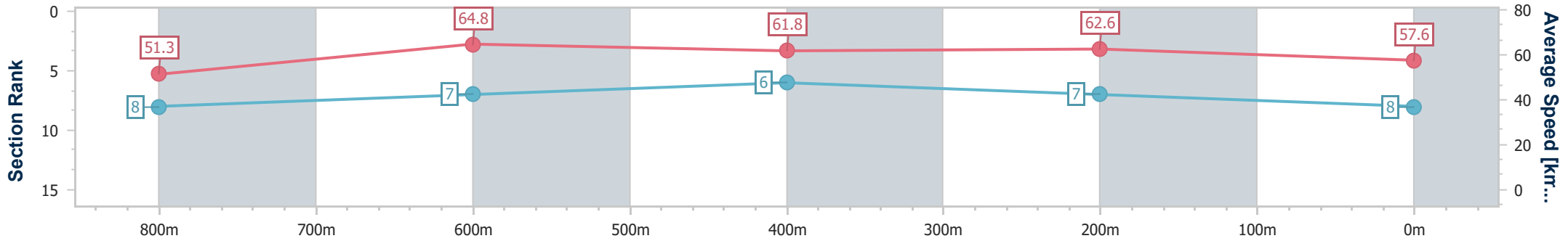
Sunshine Coast QLD Professional
Race 3: COTTON TREE STEAKS QTIS Three-Year-Old Maiden
Plate - 1000m



26 May 2024 - 14:00

Track Rating: Soft 6, Weather: Fine, Rail Position: +12m

Section	Overall	800m	600m	400m	200m
Section Times	1:00.65 [8] (0:13.99)	0:46.66 [8] (0:11.08)	0:35.58 [7] (0:11.58)	0:24.00 [6] (0:11.50)	0:12.50 [7] (0:12.50)
Average Speed [km/h]	51.3	64.8	61.8	62.6	57.6
Top Speed [km/h]	66.7	67.2	62.7	63.9	60.5
Avg. Dist. to Rail [m]	2.4	1.0	1.0	0.5	1.8
Avg. Stride Freq. [Hz]	2.3	2.4	2.3	2.3	2.2
Avg. Stride Length [m]	6.1	7.6	7.5	7.5	7.2



- [] Ranking at each section and finish
- .-.- No data available at this section
- NA No data available



Horse/Jockey Name	Optimus Maximus
Final Rank	9
Fastest Section Time (Section)	0:11.12 (800m)
Top Speed [km/h] (Section)	67.3 (800m)
Race State	Finished



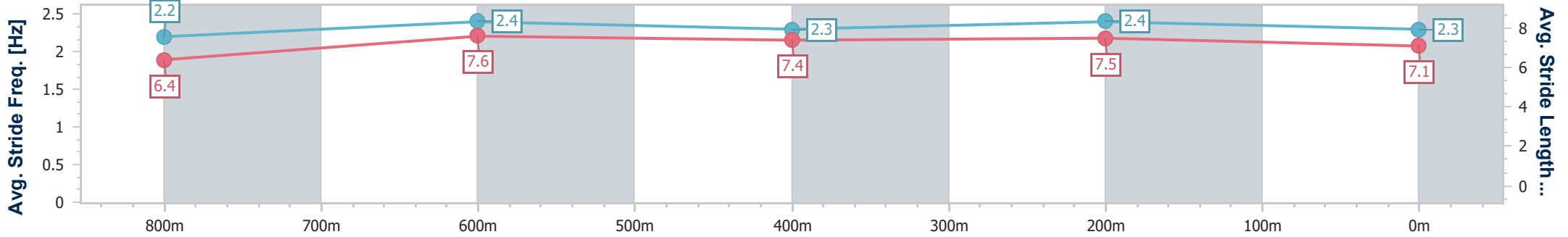
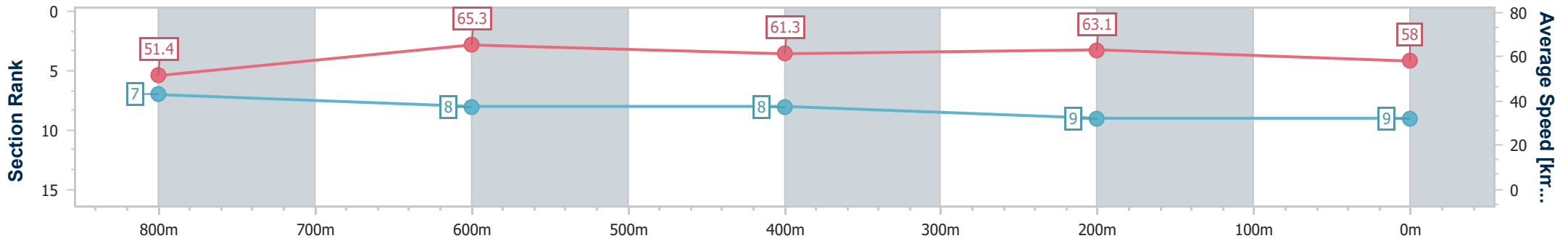
Sunshine Coast QLD Professional
 Race 3: COTTON TREE STEAKS QTIS Three-Year-Old Maiden
 Plate - 1000m



26 May 2024 - 14:00

Track Rating: Soft 6, Weather: Fine, Rail Position: +12m

Section	Overall	800m	600m	400m	200m
Section Times	1:00.71 [9] (0:13.98)	0:46.73 [7] (0:11.12)	0:35.61 [8] (0:11.80)	0:23.81 [8] (0:11.40)	0:12.41 [9] (0:12.41)
Average Speed [km/h]	51.4	65.3	61.3	63.1	58.0
Top Speed [km/h]	66.0	67.3	63.7	64.2	61.3
Avg. Dist. to Rail [m]	6.8	1.6	0.8	2.5	2.3
Avg. Stride Freq. [Hz]	2.2	2.4	2.3	2.4	2.3
Avg. Stride Length [m]	6.4	7.6	7.4	7.5	7.1



- [] Ranking at each section and finish
- .-.- No data available at this section
- NA No data available



Horse/Jockey Name	Isle Ornsay
Final Rank	10
Fastest Section Time (Section)	0:11.01 (800m)
Top Speed [km/h] (Section)	68.0 (800m)
Race State	Finished



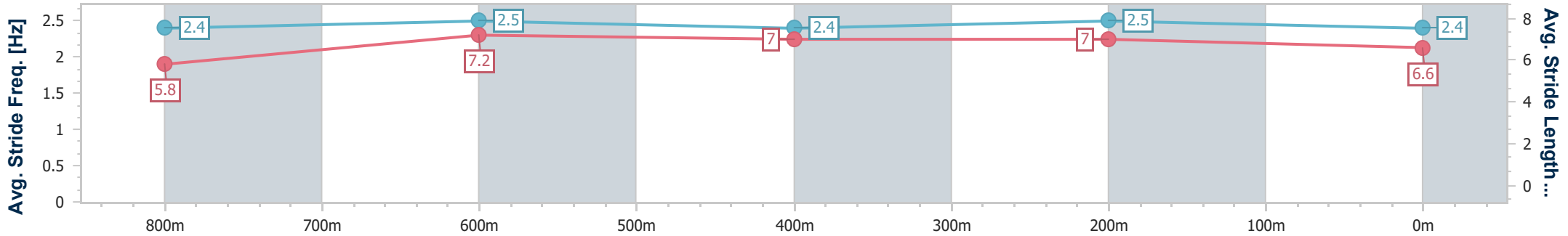
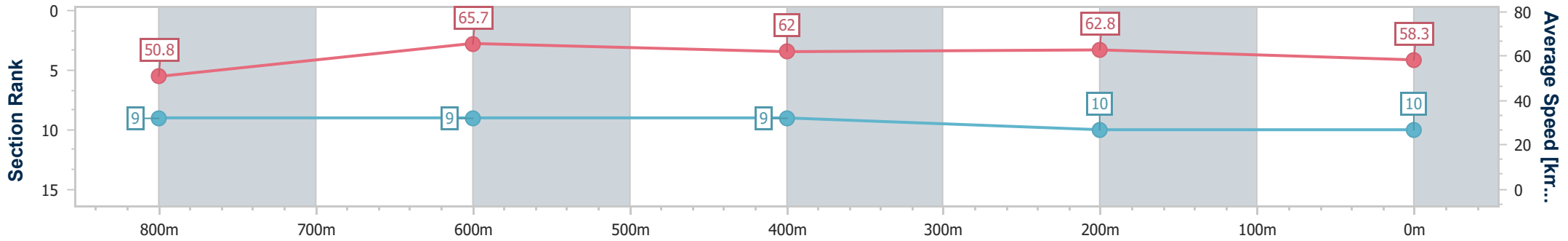
Sunshine Coast QLD Professional
Race 3: COTTON TREE STEAKS QTIS Three-Year-Old Maiden
Plate - 1000m



26 May 2024 - 14:00

Track Rating: Soft 6, Weather: Fine, Rail Position: +12m

Section	Overall	800m	600m	400m	200m
Section Times	1:00.79 [10] (0:14.20)	0:46.59 [9] (0:11.01)	0:35.58 [9] (0:11.75)	0:23.83 [9] (0:11.48)	0:12.35 [10] (0:12.35)
Average Speed [km/h]	50.8	65.7	62.0	62.8	58.3
Top Speed [km/h]	65.4	68.0	64.4	65.1	62.2
Avg. Dist. to Rail [m]	5.9	1.9	1.8	2.0	1.1
Avg. Stride Freq. [Hz]	2.4	2.5	2.4	2.5	2.4
Avg. Stride Length [m]	5.8	7.2	7.0	7.0	6.6



- [] Ranking at each section and finish
- .-.- No data available at this section
- NA No data available



Sunshine Coast QLD Professional

Race 4: PFD FOODSERVICES BENCHMARK 65 Handicap - 1000m

26 May 2024 - 14:35



Track Rating: Soft 6, Weather: Fine, Rail Position: +12m

Section		Overall									Last 600m	
Field Times		1:00.15 (0:13.35)									0:35.52	
		800m			600m		400m		200m			
		0:46.80 (0:11.28)			0:35.52 (0:11.72)		0:23.80 (0:11.50)		0:12.30 (0:12.30)			
Rank	TAB	Horse/Jockey	Barrier	Top Speed [km/h]	Fastest Section	Overall	800m	600m	400m	200m	Margin	Distance Travelled [m]
1	13	JUST LOOKING Samantha Collett	11	65.8 200m	0:11.20 400m	1:00.15 [1] (0:14.12)	0:46.03 [8] (0:11.26)	0:34.77 [9] (0:11.74)	0:23.03 [9] (0:11.20)	0:11.83 [9] (0:11.83)	1:00.15	0:34.77
2	9	AIRSTRIKE Madeleine Wishart	13	66.5 Overall	0:11.30 800m	1:00.28 [2] (0:13.57)	0:46.71 [3] (0:11.30)	0:35.41 [3] (0:11.75)	0:23.66 [3] (0:11.32)	0:12.34 [3] (0:12.34)	0.5L	0:35.41 +5
3	7	KWIK AZ HELL Jake Bayliss	4	66.8 800m	0:11.24 800m	1:00.39 [3] (0:13.44)	0:46.95 [2] (0:11.24)	0:35.71 [2] (0:11.77)	0:23.94 [2] (0:11.40)	0:12.54 [1] (0:12.54)	1L	0:35.71 +3
4	1	CARDONE Ryan Maloney	6	66.0 800m	0:11.27 800m	1:00.43 [4] (0:13.64)	0:46.79 [4] (0:11.27)	0:35.52 [5] (0:11.82)	0:23.70 [5] (0:11.39)	0:12.31 [5] (0:12.31)	1.2L	0:35.52 +3
5	12	KERNEL BOOM Kyle Wilson-Taylor	10	69.0 Overall	0:11.06 800m	1:00.45 [5] (0:13.84)	0:46.61 [6] (0:11.06)	0:35.55 [4] (0:11.77)	0:23.78 [4] (0:11.36)	0:12.42 [4] (0:12.42)	1.3L	0:35.55 +1
6	2	MISTER MONARO Trudy Thornton	2	66.9 Overall	0:11.28 800m	1:00.63 [6] (0:13.35)	0:47.28 [1] (0:11.28)	0:36.00 [1] (0:11.72)	0:24.28 [1] (0:11.57)	0:12.71 [2] (0:12.71)	2.3L	0:36.00 +1
7	6	ARTIE PANTZ Robbie Dolan	1	67.8 800m	0:11.00 800m	1:00.68 [7] (0:14.32)	0:46.36 [9] (0:11.00)	0:35.36 [8] (0:11.64)	0:23.72 [8] (0:11.21)	0:12.51 [7] (0:12.51)	2.5L	0:35.36 +1
8	8	READY TO BOOM Emily Lang	7	66.1 Overall	0:11.33 800m	1:00.73 [8] (0:13.80)	0:46.93 [5] (0:11.33)	0:35.60 [7] (0:11.75)	0:23.85 [7] (0:11.40)	0:12.45 [8] (0:12.45)	2.7L	0:35.60 +3
9	10	WHAT A SHAM Sean Cormack	8	67.1 Overall	0:11.23 800m	1:00.78 [9] (0:13.87)	0:46.91 [7] (0:11.23)	0:35.68 [6] (0:11.76)	0:23.92 [6] (0:11.30)	0:12.62 [6] (0:12.62)	2.9L	0:35.68 +4

Scratched: Enterprise Lucia (#4), Fastheartbeat (#5), Mr Encore (#3), Belistic Man (#11), Best Song (#14)

[] Ranking at each section and finish
 -:-:- No data available at this section
 NA No data available

SCN Saddle cloth number
 DNF Did not finish
 DNT Did not track



Horse/Jockey Name	Just Looking
Final Rank	1
Fastest Section Time (Section)	0:11.20 (400m)
Top Speed [km/h] (Section)	65.8 (200m)
Race State	Finished



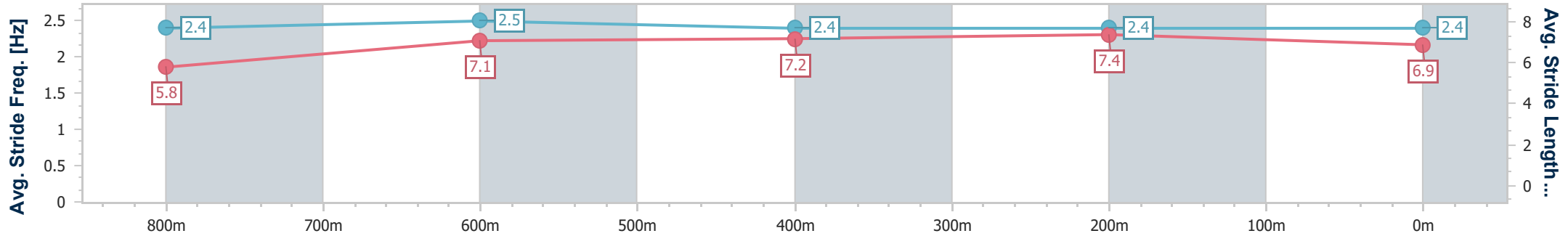
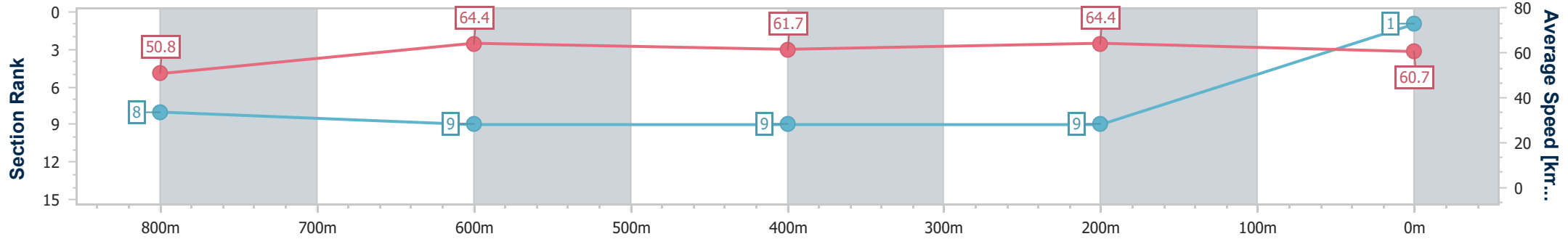
Sunshine Coast QLD Professional
Race 4: PFD FOODSERVICES BENCHMARK 65 Handicap - 1000m



26 May 2024 - 14:35

Track Rating: Soft 6, Weather: Fine, Rail Position: +12m

Section	Overall	800m	600m	400m	200m
Section Times	1:00.15 [1] (0:14.12)	0:46.03 [8] (0:11.26)	0:34.77 [9] (0:11.74)	0:23.03 [9] (0:11.20)	0:11.83 [9] (0:11.83)
Average Speed [km/h]	50.8	64.4	61.7	64.4	60.7
Top Speed [km/h]	65.4	65.5	64.5	65.7	65.8
Avg. Dist. to Rail [m]	5.5	1.4	0.8	1.5	3.5
Avg. Stride Freq. [Hz]	2.4	2.5	2.4	2.4	2.4
Avg. Stride Length [m]	5.8	7.1	7.2	7.4	6.9



- [] Ranking at each section and finish
- .-.- No data available at this section
- NA No data available



Horse/Jockey Name	Airstrike
Final Rank	2
Fastest Section Time (Section)	0:11.30 (800m)
Top Speed [km/h] (Section)	66.5 (Overall)
Race State	Finished



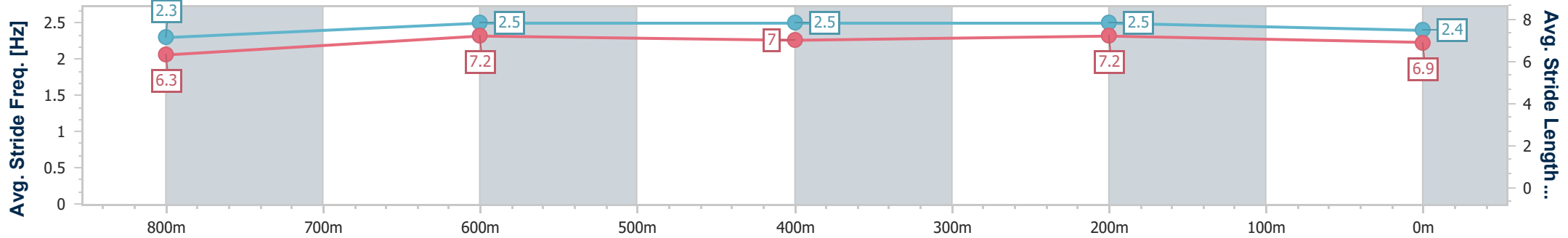
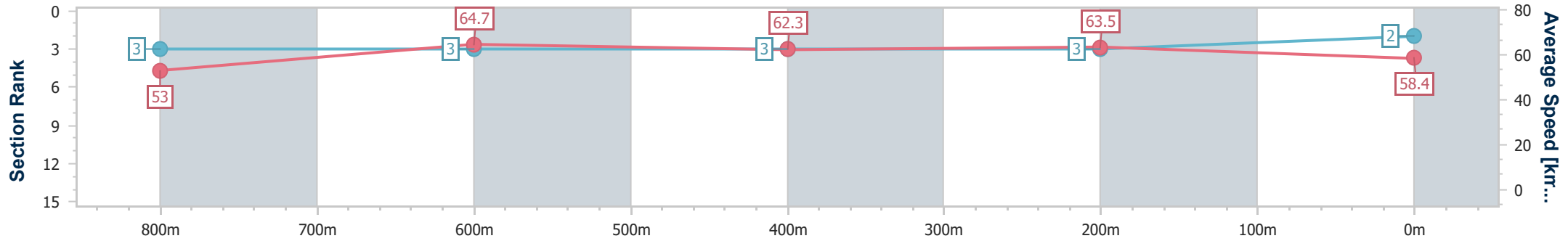
Sunshine Coast QLD Professional
Race 4: PFD FOODSERVICES BENCHMARK 65 Handicap - 1000m



26 May 2024 - 14:35

Track Rating: Soft 6, Weather: Fine, Rail Position: +12m

Section	Overall	800m	600m	400m	200m
Section Times	1:00.28 [2] (0:13.57)	0:46.71 [3] (0:11.30)	0:35.41 [3] (0:11.75)	0:23.66 [3] (0:11.32)	0:12.34 [3] (0:12.34)
Average Speed [km/h]	53.0	64.7	62.3	63.5	58.4
Top Speed [km/h]	66.5	66.1	63.7	64.5	62.1
Avg. Dist. to Rail [m]	8.3	3.6	2.8	1.3	1.8
Avg. Stride Freq. [Hz]	2.3	2.5	2.5	2.5	2.4
Avg. Stride Length [m]	6.3	7.2	7.0	7.2	6.9



- [] Ranking at each section and finish
- .-.- No data available at this section
- NA No data available



Horse/Jockey Name	Kwik Az Hell
Final Rank	3
Fastest Section Time (Section)	0:11.24 (800m)
Top Speed [km/h] (Section)	66.8 (800m)
Race State	Finished



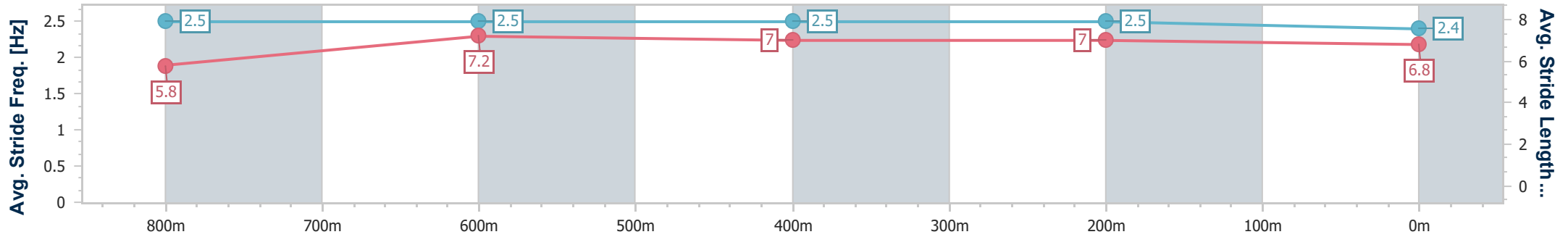
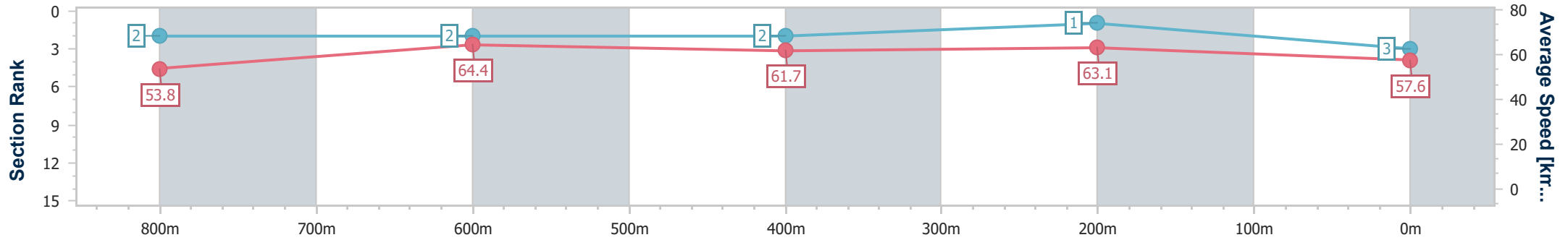
Sunshine Coast QLD Professional
Race 4: PFD FOODSERVICES BENCHMARK 65 Handicap - 1000m



26 May 2024 - 14:35

Track Rating: Soft 6, Weather: Fine, Rail Position: +12m

Section	Overall	800m	600m	400m	200m
Section Times	1:00.39 [3] (0:13.44)	0:46.95 [2] (0:11.24)	0:35.71 [2] (0:11.77)	0:23.94 [2] (0:11.40)	0:12.54 [1] (0:12.54)
Average Speed [km/h]	53.8	64.4	61.7	63.1	57.6
Top Speed [km/h]	66.2	66.8	63.5	64.3	62.2
Avg. Dist. to Rail [m]	3.7	2.2	1.4	0.7	0.4
Avg. Stride Freq. [Hz]	2.5	2.5	2.5	2.5	2.4
Avg. Stride Length [m]	5.8	7.2	7.0	7.0	6.8



- [] Ranking at each section and finish
- .-.- No data available at this section
- NA No data available



Horse/Jockey Name	Cardone
Final Rank	4
Fastest Section Time (Section)	0:11.27 (800m)
Top Speed [km/h] (Section)	66.0 (800m)
Race State	Finished



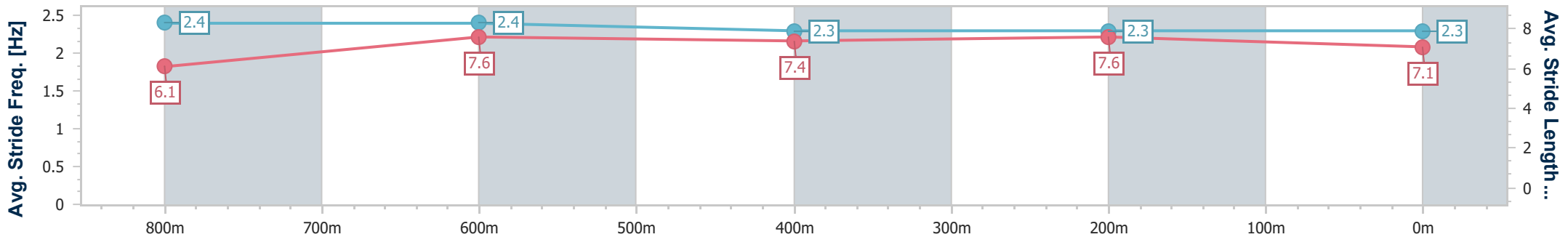
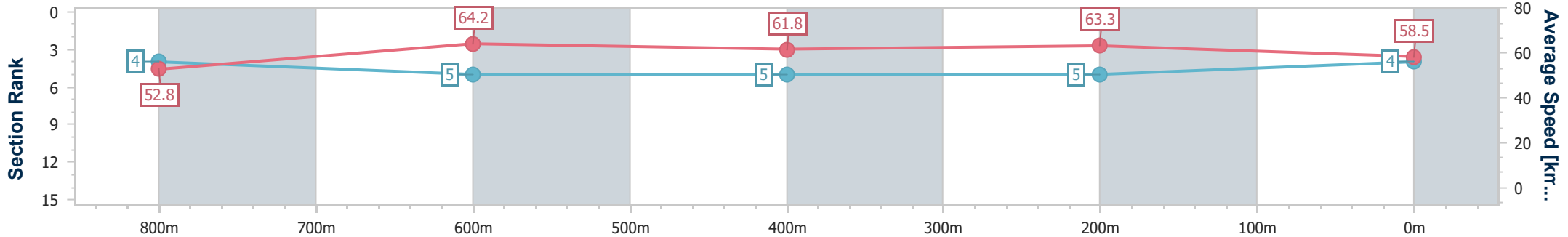
Sunshine Coast QLD Professional
Race 4: PFD FOODSERVICES BENCHMARK 65 Handicap - 1000m



26 May 2024 - 14:35

Track Rating: Soft 6, Weather: Fine, Rail Position: +12m

Section	Overall	800m	600m	400m	200m
Section Times	1:00.43 [4] (0:13.64)	0:46.79 [4] (0:11.27)	0:35.52 [5] (0:11.82)	0:23.70 [5] (0:11.39)	0:12.31 [5] (0:12.31)
Average Speed [km/h]	52.8	64.2	61.8	63.3	58.5
Top Speed [km/h]	64.4	66.0	63.3	64.6	61.5
Avg. Dist. to Rail [m]	4.3	1.2	2.9	2.5	3.3
Avg. Stride Freq. [Hz]	2.4	2.4	2.3	2.3	2.3
Avg. Stride Length [m]	6.1	7.6	7.4	7.6	7.1



- [] Ranking at each section and finish
- .-.- No data available at this section
- NA No data available



Horse/Jockey Name	Kernel Boom
Final Rank	5
Fastest Section Time (Section)	0:11.06 (800m)
Top Speed [km/h] (Section)	69.0 (Overall)
Race State	Finished



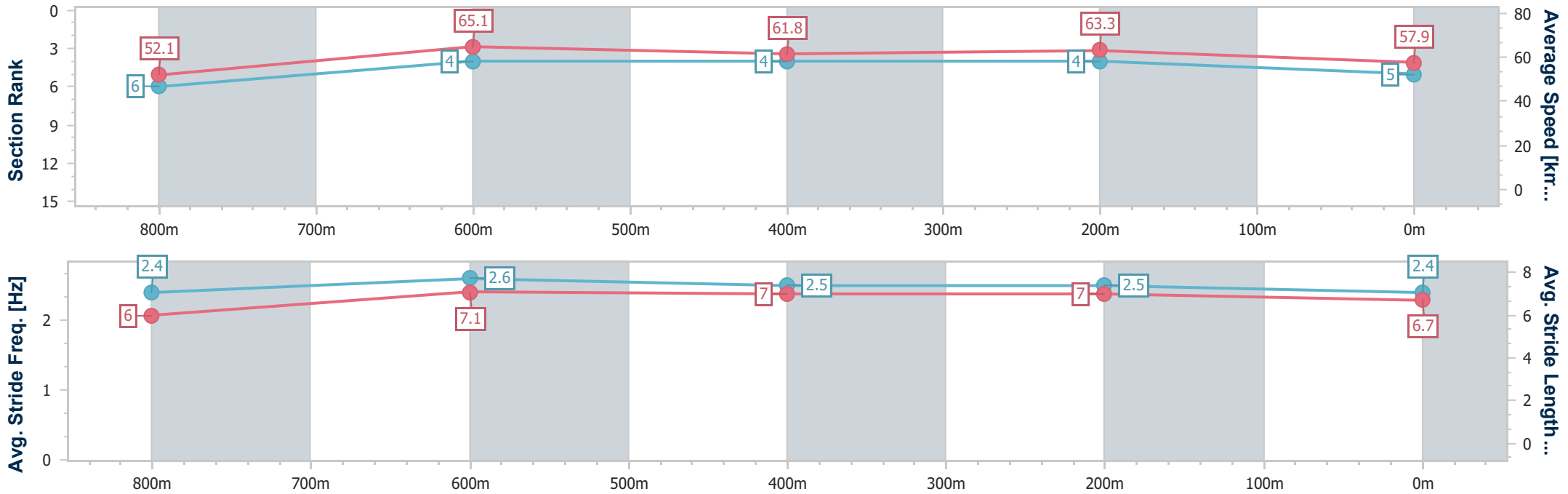
Sunshine Coast QLD Professional
Race 4: PFD FOODSERVICES BENCHMARK 65 Handicap - 1000m



26 May 2024 - 14:35

Track Rating: Soft 6, Weather: Fine, Rail Position: +12m

Section	Overall	800m	600m	400m	200m
Section Times	1:00.45 [5] (0:13.84)	0:46.61 [6] (0:11.06)	0:35.55 [4] (0:11.77)	0:23.78 [4] (0:11.36)	0:12.42 [4] (0:12.42)
Average Speed [km/h]	52.1	65.1	61.8	63.3	57.9
Top Speed [km/h]	69.0	67.9	63.5	64.5	61.2
Avg. Dist. to Rail [m]	3.7	0.5	1.6	2.3	2.3
Avg. Stride Freq. [Hz]	2.4	2.6	2.5	2.5	2.4
Avg. Stride Length [m]	6.0	7.1	7.0	7.0	6.7



- [] Ranking at each section and finish
- .-.- No data available at this section
- NA No data available



Horse/Jockey Name	Mister Monaro
Final Rank	6
Fastest Section Time (Section)	0:11.28 (800m)
Top Speed [km/h] (Section)	66.9 (Overall)
Race State	Finished



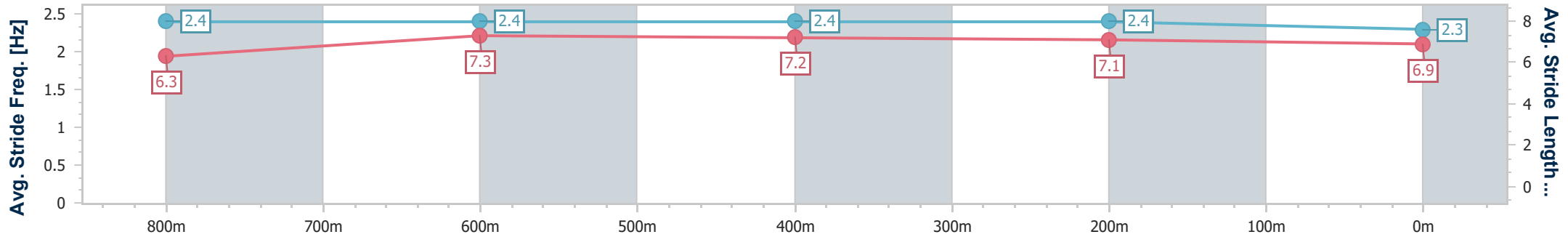
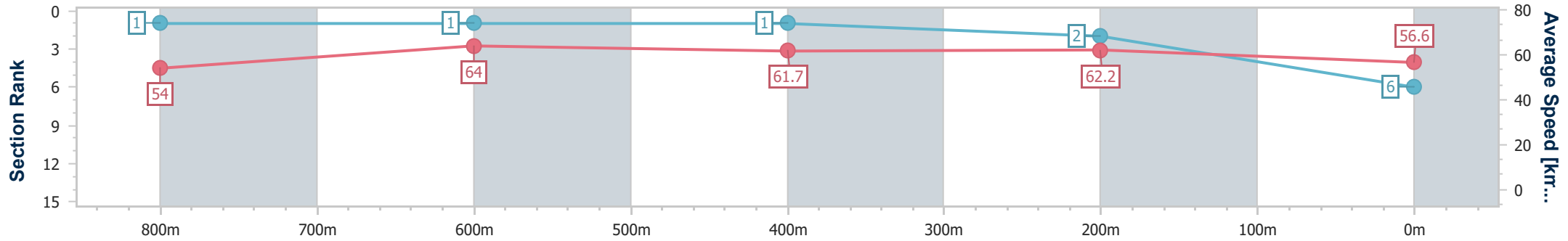
Sunshine Coast QLD Professional
Race 4: PFD FOODSERVICES BENCHMARK 65 Handicap - 1000m



26 May 2024 - 14:35

Track Rating: Soft 6, Weather: Fine, Rail Position: +12m

Section	Overall	800m	600m	400m	200m
Section Times	1:00.63 [6] (0:13.35)	0:47.28 [1] (0:11.28)	0:36.00 [1] (0:11.72)	0:24.28 [1] (0:11.57)	0:12.71 [2] (0:12.71)
Average Speed [km/h]	54.0	64.0	61.7	62.2	56.6
Top Speed [km/h]	66.9	66.8	62.5	64.2	60.8
Avg. Dist. to Rail [m]	2.3	0.9	1.0	1.6	1.1
Avg. Stride Freq. [Hz]	2.4	2.4	2.4	2.4	2.3
Avg. Stride Length [m]	6.3	7.3	7.2	7.1	6.9



- [] Ranking at each section and finish
- .-.- No data available at this section
- NA No data available



Horse/Jockey Name	Artie Pantz
Final Rank	7
Fastest Section Time (Section)	0:11.00 (800m)
Top Speed [km/h] (Section)	67.8 (800m)
Race State	Finished



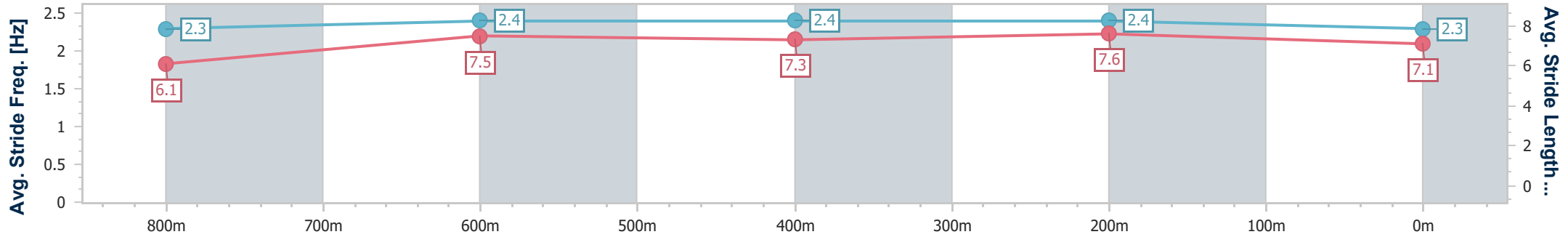
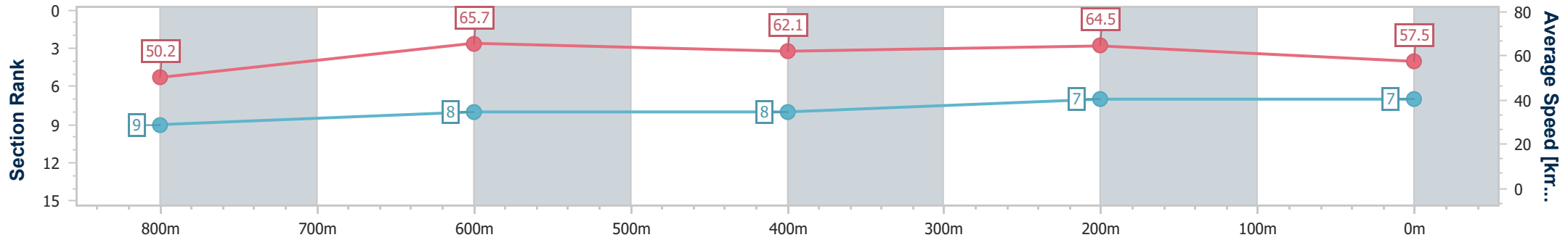
Sunshine Coast QLD Professional
Race 4: PFD FOODSERVICES BENCHMARK 65 Handicap - 1000m



26 May 2024 - 14:35

Track Rating: Soft 6, Weather: Fine, Rail Position: +12m

Section	Overall	800m	600m	400m	200m
Section Times	1:00.68 [7] (0:14.32)	0:46.36 [9] (0:11.00)	0:35.36 [8] (0:11.64)	0:23.72 [8] (0:11.21)	0:12.51 [7] (0:12.51)
Average Speed [km/h]	50.2	65.7	62.1	64.5	57.5
Top Speed [km/h]	65.9	67.8	63.8	65.7	63.9
Avg. Dist. to Rail [m]	0.7	0.5	1.1	0.4	0.5
Avg. Stride Freq. [Hz]	2.3	2.4	2.4	2.4	2.3
Avg. Stride Length [m]	6.1	7.5	7.3	7.6	7.1



- [] Ranking at each section and finish
- .-.- No data available at this section
- NA No data available



Horse/Jockey Name	Ready To Boom
Final Rank	8
Fastest Section Time (Section)	0:11.33 (800m)
Top Speed [km/h] (Section)	66.1 (Overall)
Race State	Finished



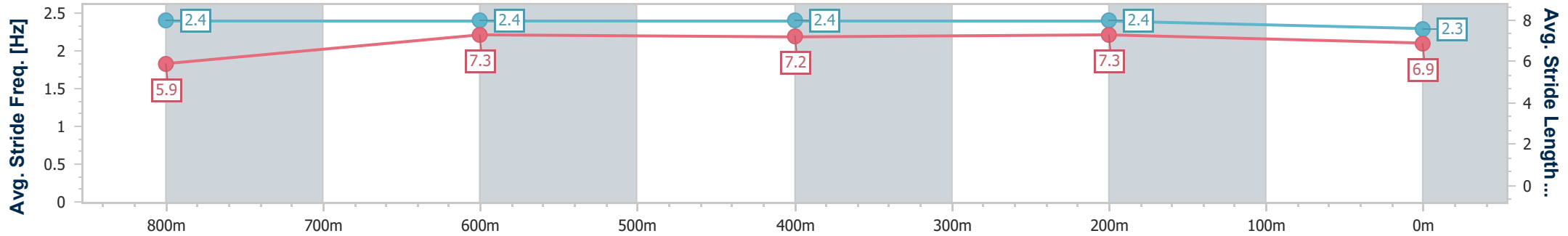
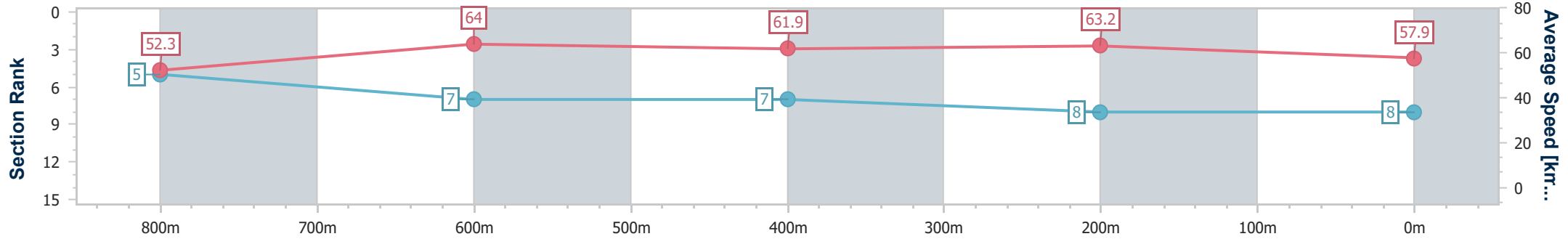
Sunshine Coast QLD Professional
Race 4: PFD FOODSERVICES BENCHMARK 65 Handicap - 1000m



26 May 2024 - 14:35

Track Rating: Soft 6, Weather: Fine, Rail Position: +12m

Section	Overall	800m	600m	400m	200m
Section Times	1:00.73 [8] (0:13.80)	0:46.93 [5] (0:11.33)	0:35.60 [7] (0:11.75)	0:23.85 [7] (0:11.40)	0:12.45 [8] (0:12.45)
Average Speed [km/h]	52.3	64.0	61.9	63.2	57.9
Top Speed [km/h]	66.1	65.9	63.3	64.7	61.1
Avg. Dist. to Rail [m]	7.4	2.5	1.7	0.9	1.5
Avg. Stride Freq. [Hz]	2.4	2.4	2.4	2.4	2.3
Avg. Stride Length [m]	5.9	7.3	7.2	7.3	6.9



- [] Ranking at each section and finish
- .-.- No data available at this section
- NA No data available



Horse/Jockey Name	What A Sham
Final Rank	9
Fastest Section Time (Section)	0:11.23 (800m)
Top Speed [km/h] (Section)	67.1 (Overall)
Race State	Finished



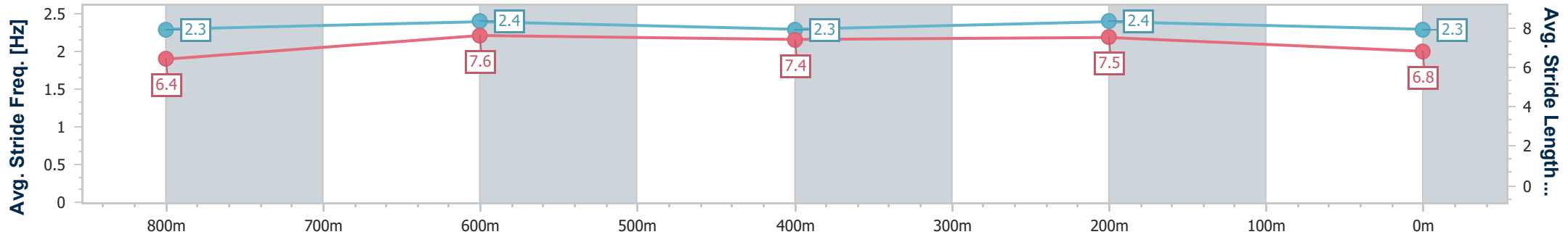
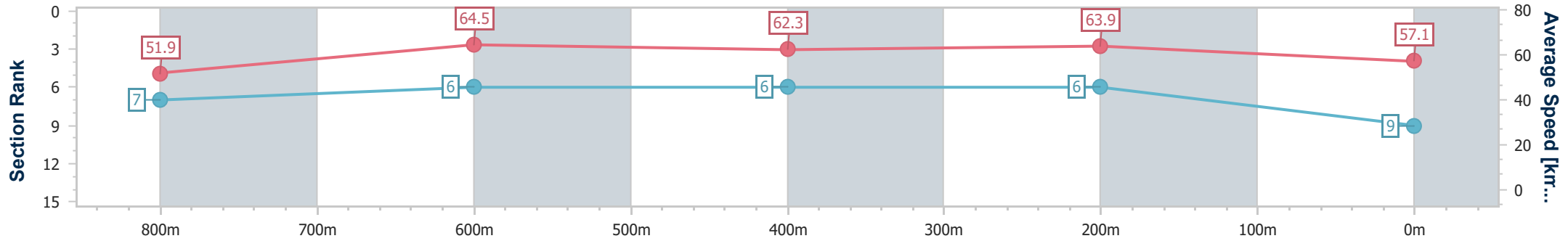
Sunshine Coast QLD Professional
Race 4: PFD FOODSERVICES BENCHMARK 65 Handicap - 1000m



26 May 2024 - 14:35

Track Rating: Soft 6, Weather: Fine, Rail Position: +12m

Section	Overall	800m	600m	400m	200m
Section Times	1:00.78 [9] (0:13.87)	0:46.91 [7] (0:11.23)	0:35.68 [6] (0:11.76)	0:23.92 [6] (0:11.30)	0:12.62 [6] (0:12.62)
Average Speed [km/h]	51.9	64.5	62.3	63.9	57.1
Top Speed [km/h]	67.1	66.0	64.2	65.4	62.0
Avg. Dist. to Rail [m]	4.6	2.1	3.3	3.6	4.2
Avg. Stride Freq. [Hz]	2.3	2.4	2.3	2.4	2.3
Avg. Stride Length [m]	6.4	7.6	7.4	7.5	6.8



- [] Ranking at each section and finish
- .-.- No data available at this section
- NA No data available



Sunshine Coast QLD Professional

Race 5: LANDBOROUGH PUB BENCHMARK 65 Handicap - 1800m

26 May 2024 - 15:14



Track Rating: Soft 6, Weather: Fine, Rail Position: +12m

Section		Overall	1600m	1400m	1200m	1000m	800m	600m	Last 600m				
Field Times		1:52.26 (0:13.63)	1:38.63 (0:11.34)	1:27.29 (0:11.68)	1:15.61 (0:12.32)	1:03.29 (0:12.39)	0:50.90 (0:12.54)	0:38.36 (0:12.72)	0:38.36				
Rank	TAB Horse/Jockey	Barrier	Top Speed [km/h]	Fastest Section									Distance Travelled [m]
1	6 ENTERPRISE LASSIE Cody Collis	10	65.2 1600m	0:11.34 1600m	1:52.26 [1] (0:13.63)	1:38.63 [1] (0:11.34)	1:27.29 [1] (0:11.68)	1:15.61 [1] (0:12.32)	1:03.29 [1] (0:12.39)	0:50.90 [1] (0:12.54)	0:38.36 [1] (0:12.72)	0:38.36	
2	7 PRINCETON AWARD Boris Thornton	14	63.6 1600m	0:11.44 1600m	1:52.92 [2] (0:14.67)	1:38.25 [10] (0:11.44)	1:26.81 [10] (0:11.79)	1:15.02 [10] (0:12.40)	1:02.62 [10] (0:12.54)	0:50.08 [10] (0:12.33)	0:37.75 [9] (0:12.64)	0:37.75	-7
3	2 GENTILESCHI Kyle Wilson-Taylor	6	64.3 1400m	0:11.48 1600m	1:53.39 [3] (0:14.30)	1:39.09 [8] (0:11.48)	1:27.61 [9] (0:11.72)	1:15.89 [9] (0:12.20)	1:03.69 [9] (0:12.65)	0:51.04 [8] (0:12.52)	0:38.52 [6] (0:12.74)	0:38.52	+6
4	8 SIMPLY REFUSE James Orman	13	65.0 1600m	0:11.32 1600m	1:53.62 [4] (0:14.32)	1:39.30 [9] (0:11.32)	1:27.98 [8] (0:11.76)	1:16.22 [8] (0:12.26)	1:03.96 [8] (0:12.57)	0:51.39 [7] (0:12.70)	0:38.69 [7] (0:12.75)	0:38.69	+0
5	12 TAUPO TIGER Micheal Hellyer	2	64.5 1600m	0:11.28 1600m	1:54.80 [5] (0:14.13)	1:40.67 [7] (0:11.28)	1:29.39 [7] (0:11.73)	1:17.66 [6] (0:12.26)	1:05.40 [6] (0:12.51)	0:52.89 [5] (0:12.67)	0:40.22 [5] (0:12.85)	0:40.22	+1
6	5 APERITIVO Dale Smith	1	64.5 1400m	0:11.27 1600m	1:54.81 [6] (0:14.03)	1:40.78 [6] (0:11.27)	1:29.51 [5] (0:11.71)	1:17.80 [4] (0:12.35)	1:05.45 [5] (0:12.49)	0:52.96 [4] (0:12.64)	0:40.32 [3] (0:12.87)	0:40.32	-5
7	4 TAMBOURINE MAN Melea Castle	3	65.3 Overall	0:11.31 1600m	1:56.09 [7] (0:13.86)	1:42.23 [3] (0:11.31)	1:30.92 [3] (0:11.66)	1:19.26 [3] (0:12.32)	1:06.94 [3] (0:12.38)	0:54.56 [3] (0:12.80)	0:41.76 [2] (0:13.07)	0:41.76	-2
8	9 SHOWDRA Samantha Collett	12	64.7 1600m	0:11.37 1600m	1:56.38 [8] (0:14.00)	1:42.38 [5] (0:11.37)	1:31.01 [6] (0:11.87)	1:19.14 [7] (0:12.40)	1:06.74 [7] (0:12.75)	0:53.99 [9] (0:13.00)	0:40.99 [10] (0:13.16)	0:40.99	+6
9	13 SEERESS Jackie Beriman	16	65.7 Overall	0:11.24 1600m	2:00.73 [9] (0:14.00)	1:46.73 [4] (0:11.24)	1:35.49 [4] (0:11.79)	1:23.70 [5] (0:12.03)	1:11.67 [2] (0:12.34)	0:59.33 [2] (0:13.12)	0:46.21 [4] (0:13.90)	0:46.21	+8
10	3 MOTAMAYIZ Jake Bayliss	15	65.4 Overall	0:11.24 1600m	2:02.51 [10] (0:13.76)	1:48.75 [2] (0:11.24)	1:37.51 [2] (0:11.79)	1:25.72 [2] (0:12.41)	1:13.31 [4] (0:12.71)	1:00.60 [6] (0:13.23)	0:47.37 [8] (0:13.79)	0:47.37	+7

Scratched: Ella's World (#10), Anemacore (#1), Bid For Fame (#11), Champagne Pop (#14), Whisky Train (#15), Brave Boy (#16), Willnotquit (#17), The Seeker (#18)

[] Ranking at each section and finish
 -:-:- No data available at this section
 NA No data available

SCN Saddle cloth number
 DNF Did not finish
 DNT Did not track



Sunshine Coast QLD Professional

Race 5: LANDBOROUGH PUB BENCHMARK 65 Handicap - 1800m



26 May 2024 - 15:14

Track Rating: Soft 6, Weather: Fine, Rail Position: +12m

Section				400m	200m			Last 600m		
Field Times				0:25.64 (0:12.46)	0:13.18 (0:13.18)			0:38.36		
Rank	TAB	Horse/Jockey	Barrier	Top Speed [km/h]	Fastest Section	Margin			Distance Travelled [m]	
1	6	ENTERPRISE LASSIE Cody Collis	10	65.2 1600m	0:11.34 1600m	0:25.64 [1] (0:12.46)	0:13.18 [1] (0:13.18)	1:52.26	0:38.36	
2	7	PRINCETON AWARD Boris Thornton	14	63.6 1600m	0:11.44 1600m	0:25.11 [7] (0:12.24)	0:12.87 [3] (0:12.87)	3.8L	0:37.75	-7
3	2	GENTILESCHI Kyle Wilson-Taylor	6	64.3 1400m	0:11.48 1600m	0:25.78 [5] (0:12.40)	0:13.38 [2] (0:13.38)	6.3L	0:38.52	+6
4	8	SIMPLY REFUSE James Orman	13	65.0 1600m	0:11.32 1600m	0:25.94 [6] (0:12.66)	0:13.28 [5] (0:13.28)	7.6L	0:38.69	+0
5	12	TAUPO TIGER Micheal Hellyer	2	64.5 1600m	0:11.28 1600m	0:27.37 [4] (0:12.79)	0:14.58 [4] (0:14.58)	14.4L	0:40.22	+1
6	5	APERITIVO Dale Smith	1	64.5 1400m	0:11.27 1600m	0:27.45 [2] (0:13.01)	0:14.44 [6] (0:14.44)	14.5L	0:40.32	-5
7	4	TAMBOURINE MAN Melea Castle	3	65.3 Overall	0:11.31 1600m	0:28.69 [3] (0:13.21)	0:15.48 [7] (0:15.48)	22L	0:41.76	-2
8	9	SHOWDRA Samantha Collett	12	64.7 1600m	0:11.37 1600m	0:27.83 [9] (0:13.23)	0:14.60 [8] (0:14.60)	23.5L	0:40.99	+6
9	13	SEERESS Jackie Beriman	16	65.7 Overall	0:11.24 1600m	0:32.31 [8] (0:14.32)	0:17.99 [9] (0:17.99)	49L	0:46.21	+8
10	3	MOTAMAYIZ Jake Bayliss	15	65.4 Overall	0:11.24 1600m	0:33.58 [10] (0:15.14)	0:18.44 [10] (0:18.44)	59.3L	0:47.37	+7

Scratched: Ella's World (#10), Anemacore (#1), Bid For Fame (#11), Champagne Pop (#14), Whisky Train (#15), Brave Boy (#16), Willnotquit (#17), The Seeker (#18)

[] Ranking at each section and finish
 -:-:- No data available at this section
 NA No data available

SCN Saddle cloth number
 DNF Did not finish
 DNT Did not track



Horse/Jockey Name	Enterprise Lassie
Final Rank	1
Fastest Section Time (Section)	0:11.34 (1600m)
Top Speed [km/h] (Section)	65.2 (1600m)
Race State	Finished



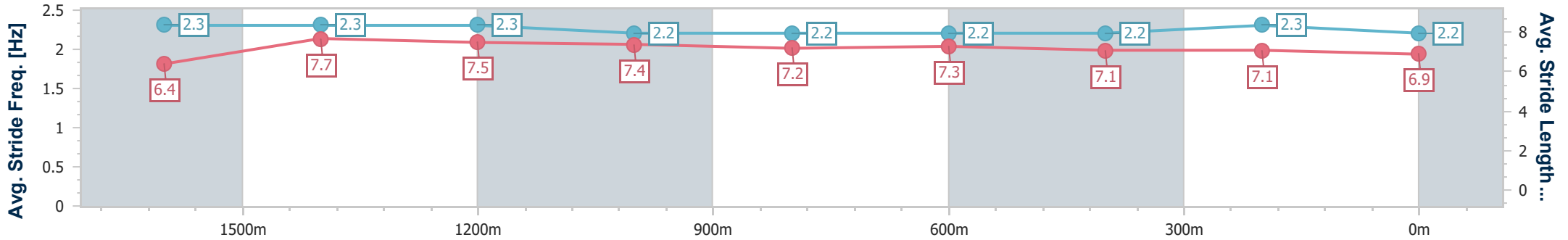
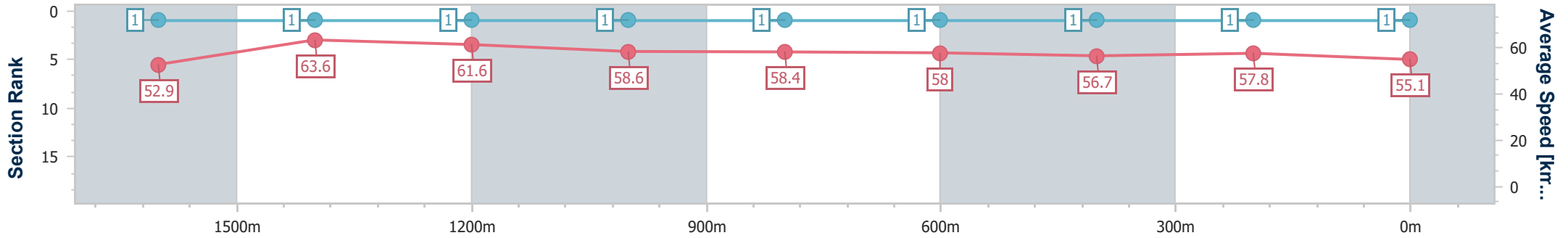
Sunshine Coast QLD Professional
Race 5: LANDSBOROUGH PUB BENCHMARK 65 Handicap - 1800m



26 May 2024 - 15:14

Track Rating: Soft 6, Weather: Fine, Rail Position: +12m

Section	Overall	1600m	1400m	1200m	1000m	800m	600m	400m	200m
Section Times	1:52.26 [1] (0:13.63)	1:38.63 [1] (0:11.34)	1:27.29 [1] (0:11.68)	1:15.61 [1] (0:12.32)	1:03.29 [1] (0:12.39)	0:50.90 [1] (0:12.54)	0:38.36 [1] (0:12.72)	0:25.64 [1] (0:12.46)	0:13.18 [1] (0:13.18)
Average Speed [km/h]	52.9	63.6	61.6	58.6	58.4	58.0	56.7	57.8	55.1
Top Speed [km/h]	63.8	65.2	64.6	59.4	59.3	58.5	58.0	58.6	57.5
Avg. Dist. to Rail [m]	2.3	0.5	0.8	1.0	0.9	1.8	0.7	1.3	2.1
Avg. Stride Freq. [Hz]	2.3	2.3	2.3	2.2	2.2	2.2	2.2	2.3	2.2
Avg. Stride Length [m]	6.4	7.7	7.5	7.4	7.2	7.3	7.1	7.1	6.9



- [] Ranking at each section and finish
- .-.- No data available at this section
- NA No data available



Horse/Jockey Name	Princeton Award
Final Rank	2
Fastest Section Time (Section)	0:11.44 (1600m)
Top Speed [km/h] (Section)	63.6 (1600m)
Race State	Finished



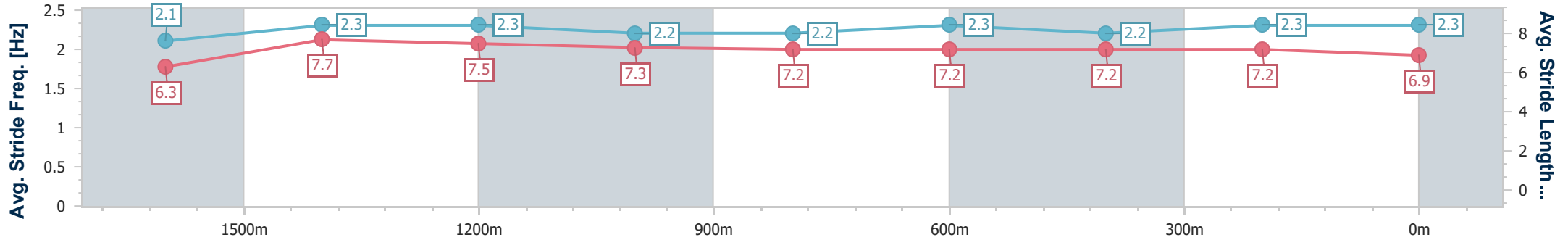
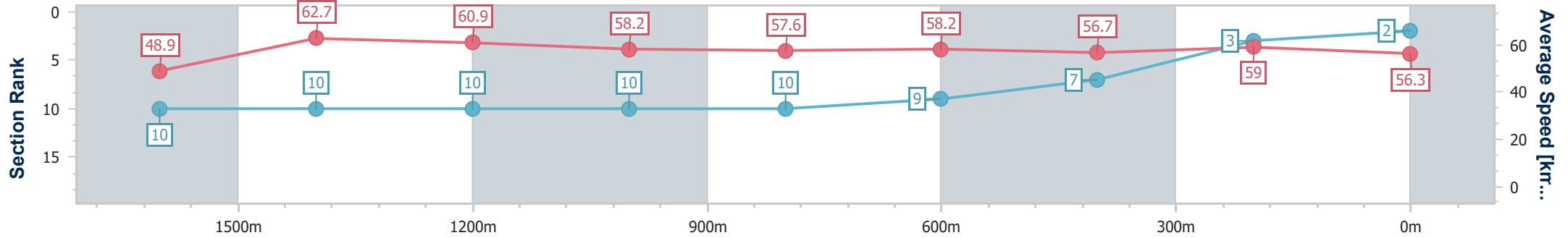
Sunshine Coast QLD Professional
Race 5: LANDSBOROUGH PUB BENCHMARK 65 Handicap - 1800m



26 May 2024 - 15:14

Track Rating: Soft 6, Weather: Fine, Rail Position: +12m

Section	Overall	1600m	1400m	1200m	1000m	800m	600m	400m	200m
Section Times	1:52.92 [2] (0:14.67)	1:38.25 [10] (0:11.44)	1:26.81 [10] (0:11.79)	1:15.02 [10] (0:12.40)	1:02.62 [10] (0:12.54)	0:50.08 [10] (0:12.33)	0:37.75 [9] (0:12.64)	0:25.11 [7] (0:12.24)	0:12.87 [3] (0:12.87)
Average Speed [km/h]	48.9	62.7	60.9	58.2	57.6	58.2	56.7	59.0	56.3
Top Speed [km/h]	63.0	63.6	62.7	59.1	58.8	59.6	58.0	60.3	59.3
Avg. Dist. to Rail [m]	3.9	0.9	0.3	1.9	2.1	0.5	1.3	2.4	1.5
Avg. Stride Freq. [Hz]	2.1	2.3	2.3	2.2	2.2	2.3	2.2	2.3	2.3
Avg. Stride Length [m]	6.3	7.7	7.5	7.3	7.2	7.2	7.2	7.2	6.9



- [] Ranking at each section and finish
- .-.- No data available at this section
- NA No data available



Horse/Jockey Name	Gentileschi
Final Rank	3
Fastest Section Time (Section)	0:11.48 (1600m)
Top Speed [km/h] (Section)	64.3 (1400m)
Race State	Finished



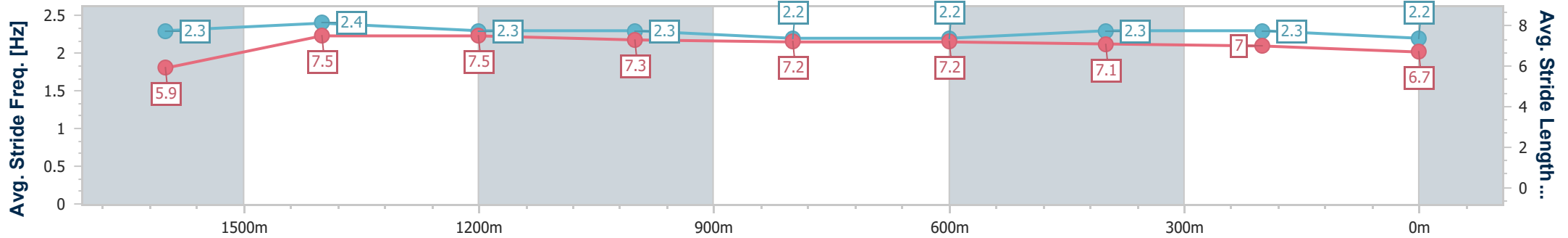
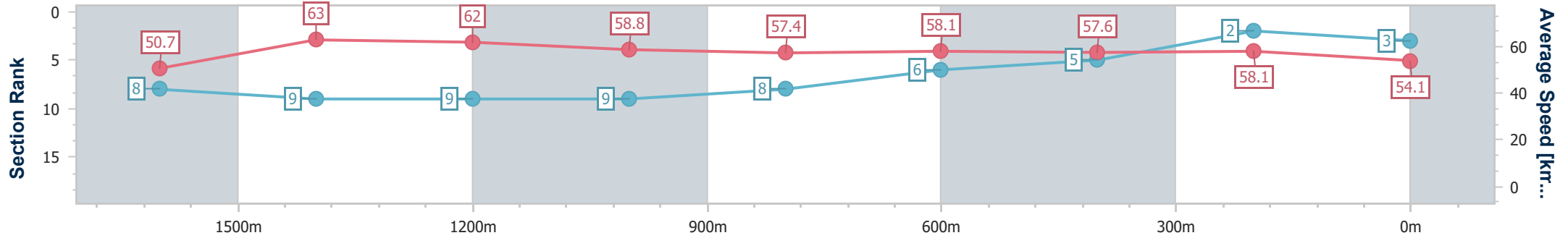
Sunshine Coast QLD Professional
Race 5: LANDSBOROUGH PUB BENCHMARK 65 Handicap - 1800m



26 May 2024 - 15:14

Track Rating: Soft 6, Weather: Fine, Rail Position: +12m

Section	Overall	1600m	1400m	1200m	1000m	800m	600m	400m	200m				
Section Times	1:53.39 [3] (0:14.30)	1:39.09 [8] (0:11.48)	1:27.61 [9] (0:11.72)	1:15.89 [9] (0:12.20)	1:03.69 [9] (0:12.65)	0:51.04 [8] (0:12.52)	0:38.52 [6] (0:12.74)	0:25.78 [5] (0:12.40)	0:13.38 [2] (0:13.38)				
Average Speed [km/h]	50.7	63.0	62.0	58.8	57.4	58.1	57.6	58.1	54.1				
Top Speed [km/h]	63.0	64.0	64.3	60.0	58.8	60.0	59.0	58.8	57.1				
Avg. Dist. to Rail [m]	2.7	1.8	1.8	3.0	1.8	2.3	3.0	2.9	1.1				
Avg. Stride Freq. [Hz]	2.3	2.4	2.3	2.3	2.2	2.2	2.3	2.3	2.2				
Avg. Stride Length [m]	5.9	7.5	7.5	7.3	7.2	7.2	7.1	7.0	6.7				



- [] Ranking at each section and finish
- .-.- No data available at this section
- NA No data available



Horse/Jockey Name	Simply Refuse
Final Rank	4
Fastest Section Time (Section)	0:11.32 (1600m)
Top Speed [km/h] (Section)	65.0 (1600m)
Race State	Finished



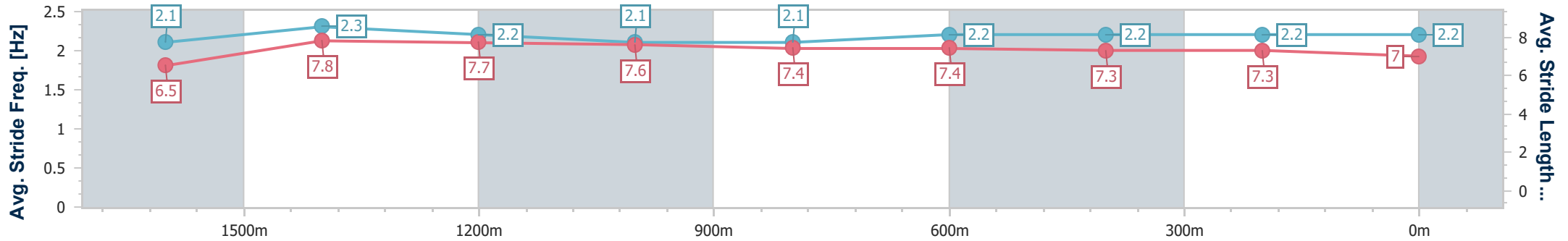
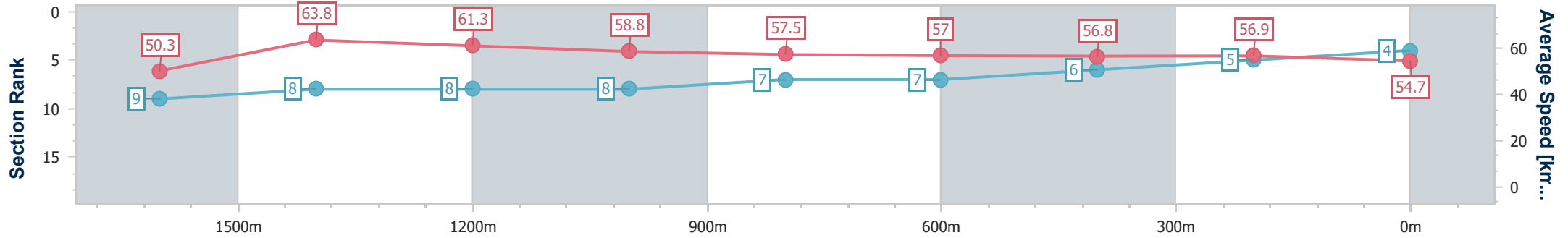
Sunshine Coast QLD Professional
Race 5: LANDSBOROUGH PUB BENCHMARK 65 Handicap - 1800m



26 May 2024 - 15:14

Track Rating: Soft 6, Weather: Fine, Rail Position: +12m

Section	Overall	1600m	1400m	1200m	1000m	800m	600m	400m	200m
Section Times	1:53.62 [4] (0:14.32)	1:39.30 [9] (0:11.32)	1:27.98 [8] (0:11.76)	1:16.22 [8] (0:12.26)	1:03.96 [8] (0:12.57)	0:51.39 [7] (0:12.70)	0:38.69 [7] (0:12.75)	0:25.94 [6] (0:12.66)	0:13.28 [5] (0:13.28)
Average Speed [km/h]	50.3	63.8	61.3	58.8	57.5	57.0	56.8	56.9	54.7
Top Speed [km/h]	63.8	65.0	64.1	59.4	58.8	57.8	58.1	58.1	56.8
Avg. Dist. to Rail [m]	2.3	1.7	1.8	2.3	1.5	0.8	0.7	2.4	2.2
Avg. Stride Freq. [Hz]	2.1	2.3	2.2	2.1	2.1	2.2	2.2	2.2	2.2
Avg. Stride Length [m]	6.5	7.8	7.7	7.6	7.4	7.4	7.3	7.3	7.0



- [] Ranking at each section and finish
- .-.- No data available at this section
- NA No data available



Horse/Jockey Name	Taupo Tiger
Final Rank	5
Fastest Section Time (Section)	0:11.28 (1600m)
Top Speed [km/h] (Section)	64.5 (1600m)
Race State	Finished



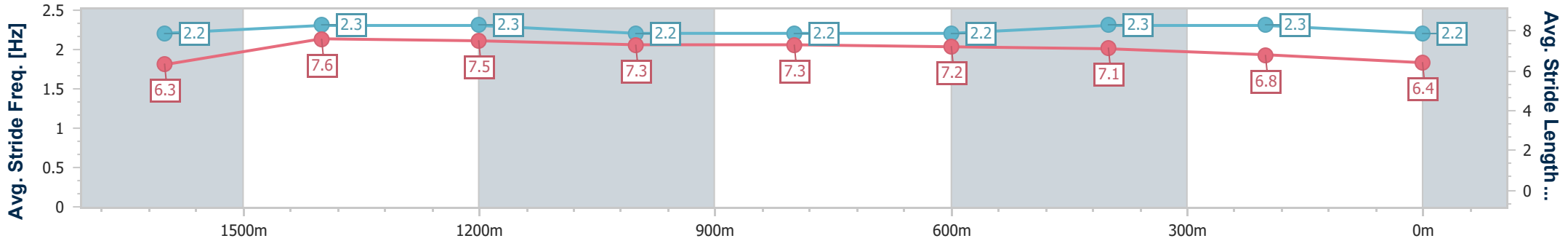
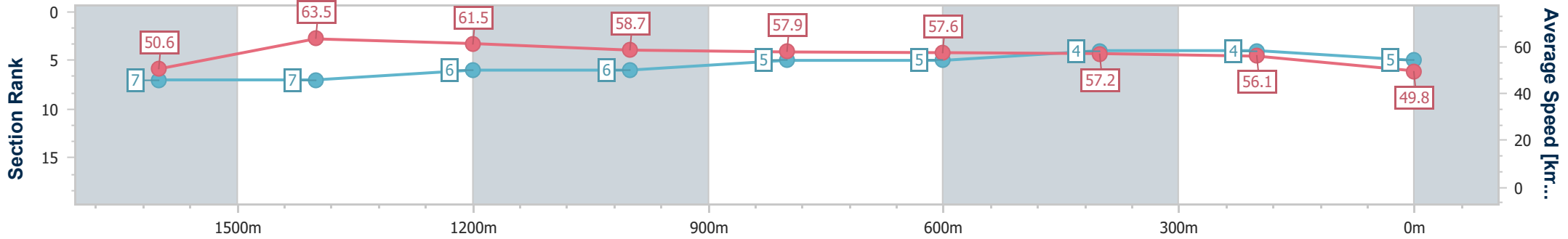
Sunshine Coast QLD Professional
Race 5: LANDSBOROUGH PUB BENCHMARK 65 Handicap - 1800m



26 May 2024 - 15:14

Track Rating: Soft 6, Weather: Fine, Rail Position: +12m

Section	Overall	1600m	1400m	1200m	1000m	800m	600m	400m	200m
Section Times	1:54.80 [5] (0:14.13)	1:40.67 [7] (0:11.28)	1:29.39 [7] (0:11.73)	1:17.66 [6] (0:12.26)	1:05.40 [6] (0:12.51)	0:52.89 [5] (0:12.67)	0:40.22 [5] (0:12.85)	0:27.37 [4] (0:12.79)	0:14.58 [4] (0:14.58)
Average Speed [km/h]	50.6	63.5	61.5	58.7	57.9	57.6	57.2	56.1	49.8
Top Speed [km/h]	64.0	64.5	64.0	59.2	58.4	58.8	58.9	57.6	53.3
Avg. Dist. to Rail [m]	2.0	0.7	0.4	1.6	1.9	2.5	3.3	2.3	1.5
Avg. Stride Freq. [Hz]	2.2	2.3	2.3	2.2	2.2	2.2	2.3	2.3	2.2
Avg. Stride Length [m]	6.3	7.6	7.5	7.3	7.3	7.2	7.1	6.8	6.4



- [] Ranking at each section and finish
- .-.- No data available at this section
- NA No data available



Horse/Jockey Name	Aperitivo
Final Rank	6
Fastest Section Time (Section)	0:11.27 (1600m)
Top Speed [km/h] (Section)	64.5 (1400m)
Race State	Finished



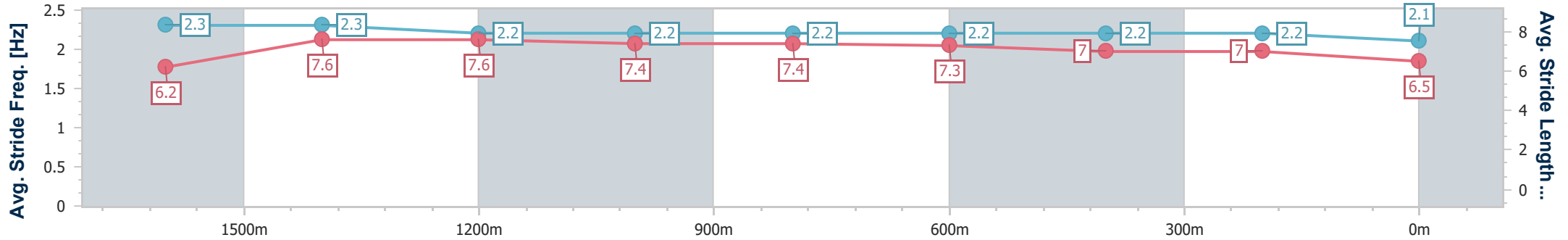
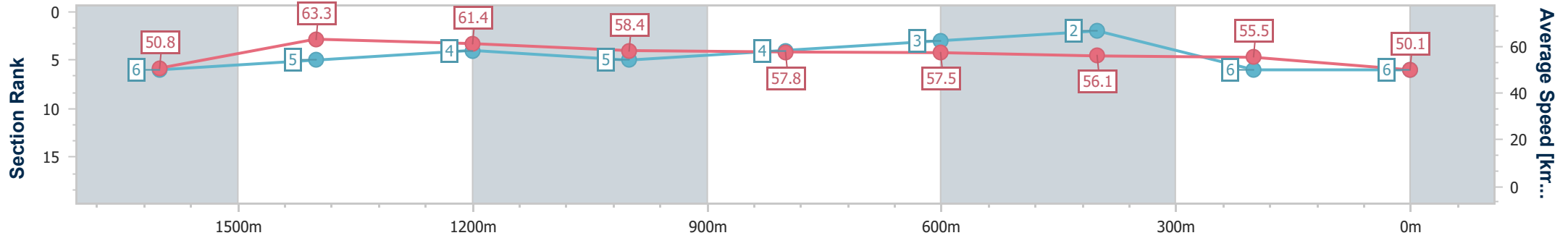
Sunshine Coast QLD Professional
Race 5: LANDSBOROUGH PUB BENCHMARK 65 Handicap - 1800m



26 May 2024 - 15:14

Track Rating: Soft 6, Weather: Fine, Rail Position: +12m

Section	Overall	1600m	1400m	1200m	1000m	800m	600m	400m	200m
Section Times	1:54.81 [6] (0:14.03)	1:40.78 [6] (0:11.27)	1:29.51 [5] (0:11.71)	1:17.80 [4] (0:12.35)	1:05.45 [5] (0:12.49)	0:52.96 [4] (0:12.64)	0:40.32 [3] (0:12.87)	0:27.45 [2] (0:13.01)	0:14.44 [6] (0:14.44)
Average Speed [km/h]	50.8	63.3	61.4	58.4	57.8	57.5	56.1	55.5	50.1
Top Speed [km/h]	63.0	64.0	64.5	59.6	58.6	58.5	57.2	56.5	52.7
Avg. Dist. to Rail [m]	2.1	1.8	0.6	0.9	1.0	1.5	1.0	0.3	0.4
Avg. Stride Freq. [Hz]	2.3	2.3	2.2	2.2	2.2	2.2	2.2	2.2	2.1
Avg. Stride Length [m]	6.2	7.6	7.6	7.4	7.4	7.3	7.0	7.0	6.5



- [] Ranking at each section and finish
- .-.- No data available at this section
- NA No data available



Horse/Jockey Name	Tambourine Man
Final Rank	7
Fastest Section Time (Section)	0:11.31 (1600m)
Top Speed [km/h] (Section)	65.3 (Overall)
Race State	Finished



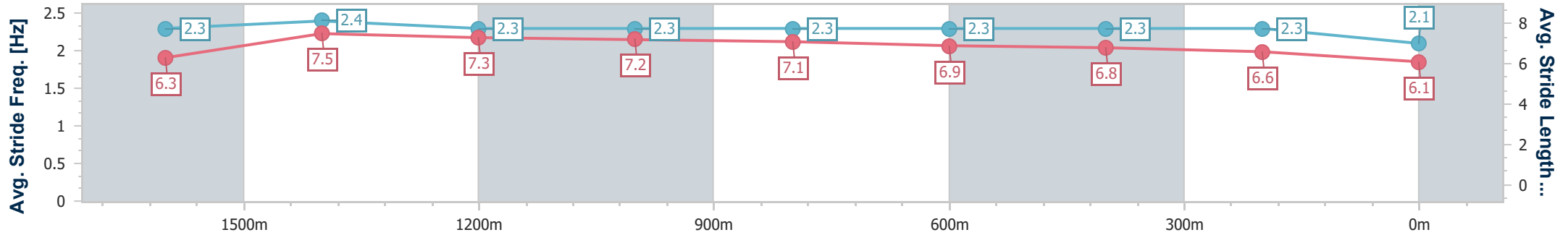
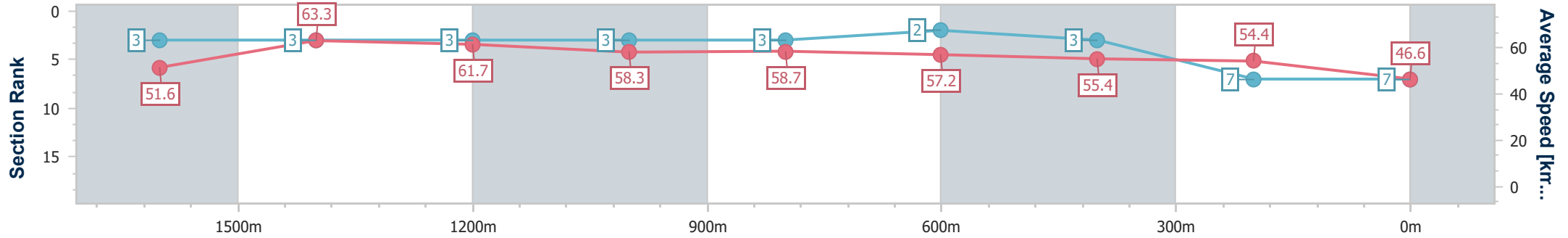
Sunshine Coast QLD Professional
Race 5: LANDSBOROUGH PUB BENCHMARK 65 Handicap - 1800m



26 May 2024 - 15:14

Track Rating: Soft 6, Weather: Fine, Rail Position: +12m

Section	Overall	1600m	1400m	1200m	1000m	800m	600m	400m	200m			
Section Times	1:56.09 [7] (0:13.86)	1:42.23 [3] (0:11.31)	1:30.92 [3] (0:11.66)	1:19.26 [3] (0:12.32)	1:06.94 [3] (0:12.38)	0:54.56 [3] (0:12.80)	0:41.76 [2] (0:13.07)	0:28.69 [3] (0:13.21)	0:15.48 [7] (0:15.48)			
Average Speed [km/h]	51.6	63.3	61.7	58.3	58.7	57.2	55.4	54.4	46.6			
Top Speed [km/h]	65.3	64.2	65.0	59.7	59.8	57.9	56.5	56.1	51.6			
Avg. Dist. to Rail [m]	2.1	1.0	0.8	0.6	2.0	2.7	1.1	0.8	1.5			
Avg. Stride Freq. [Hz]	2.3	2.4	2.3	2.3	2.3	2.3	2.3	2.3	2.1			
Avg. Stride Length [m]	6.3	7.5	7.3	7.2	7.1	6.9	6.8	6.6	6.1			



- [] Ranking at each section and finish
- .-.- No data available at this section
- NA No data available



Horse/Jockey Name	Showdra
Final Rank	8
Fastest Section Time (Section)	0:11.37 (1600m)
Top Speed [km/h] (Section)	64.7 (1600m)
Race State	Finished



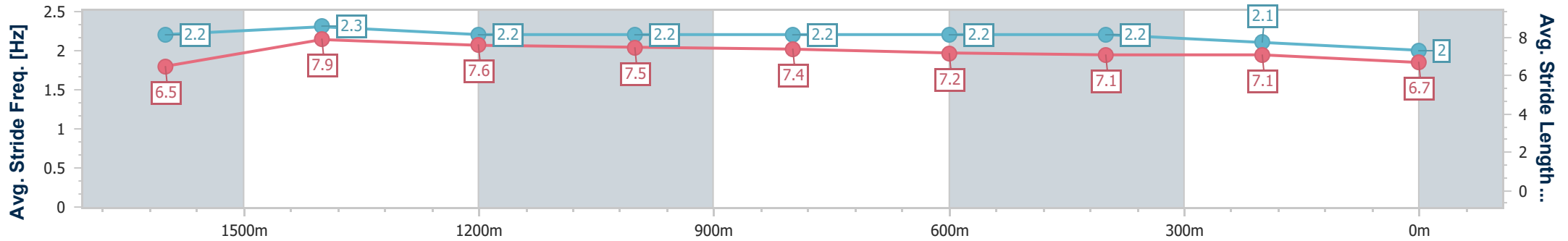
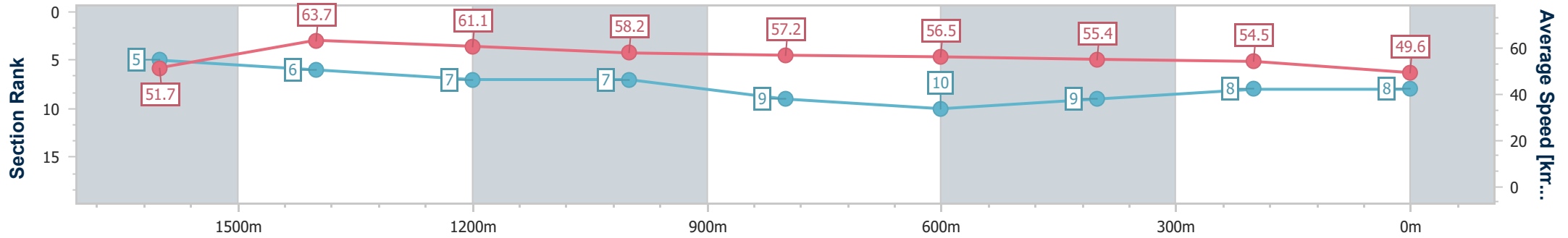
Sunshine Coast QLD Professional
Race 5: LANDSBOROUGH PUB BENCHMARK 65 Handicap - 1800m



26 May 2024 - 15:14

Track Rating: Soft 6, Weather: Fine, Rail Position: +12m

Section	Overall	1600m	1400m	1200m	1000m	800m	600m	400m	200m
Section Times	1:56.38 [8] (0:14.00)	1:42.38 [5] (0:11.37)	1:31.01 [6] (0:11.87)	1:19.14 [7] (0:12.40)	1:06.74 [7] (0:12.75)	0:53.99 [9] (0:13.00)	0:40.99 [10] (0:13.16)	0:27.83 [9] (0:13.23)	0:14.60 [8] (0:14.60)
Average Speed [km/h]	51.7	63.7	61.1	58.2	57.2	56.5	55.4	54.5	49.6
Top Speed [km/h]	64.2	64.7	63.7	59.4	58.7	57.4	56.3	54.9	53.5
Avg. Dist. to Rail [m]	4.3	2.8	2.9	4.0	4.1	4.0	2.4	2.3	1.7
Avg. Stride Freq. [Hz]	2.2	2.3	2.2	2.2	2.2	2.2	2.2	2.1	2.0
Avg. Stride Length [m]	6.5	7.9	7.6	7.5	7.4	7.2	7.1	7.1	6.7



- [] Ranking at each section and finish
- .-.- No data available at this section
- NA No data available



Horse/Jockey Name	Seeress
Final Rank	9
Fastest Section Time (Section)	0:11.24 (1600m)
Top Speed [km/h] (Section)	65.7 (Overall)
Race State	Finished



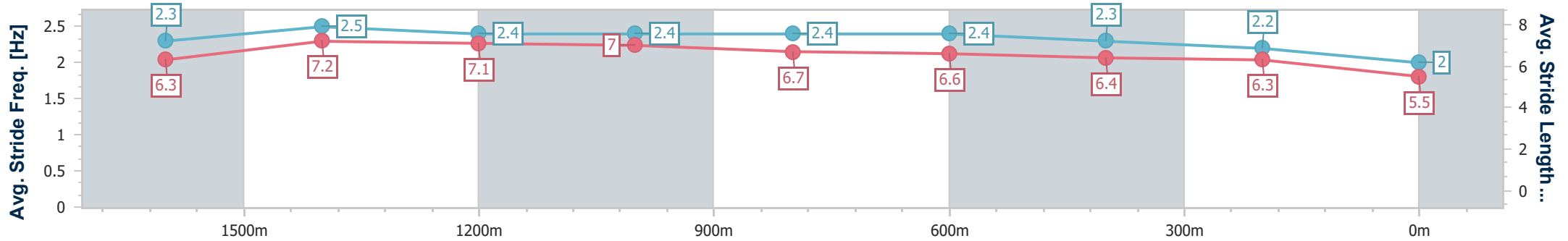
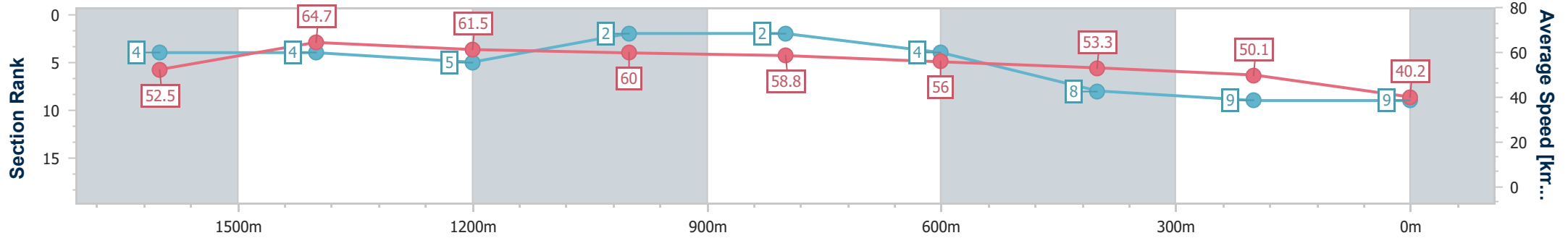
Sunshine Coast QLD Professional
Race 5: LANDSBOROUGH PUB BENCHMARK 65 Handicap - 1800m



26 May 2024 - 15:14

Track Rating: Soft 6, Weather: Fine, Rail Position: +12m

Section	Overall	1600m	1400m	1200m	1000m	800m	600m	400m	200m
Section Times	2:00.73 [9] (0:14.00)	1:46.73 [4] (0:11.24)	1:35.49 [4] (0:11.79)	1:23.70 [5] (0:12.03)	1:11.67 [2] (0:12.34)	0:59.33 [2] (0:13.12)	0:46.21 [4] (0:13.90)	0:32.31 [8] (0:14.32)	0:17.99 [9] (0:17.99)
Average Speed [km/h]	52.5	64.7	61.5	60.0	58.8	56.0	53.3	50.1	40.2
Top Speed [km/h]	65.7	65.6	63.5	61.3	60.5	58.1	54.4	52.9	46.8
Avg. Dist. to Rail [m]	8.0	3.9	2.4	2.7	2.6	4.1	4.6	2.7	3.4
Avg. Stride Freq. [Hz]	2.3	2.5	2.4	2.4	2.4	2.4	2.3	2.2	2.0
Avg. Stride Length [m]	6.3	7.2	7.1	7.0	6.7	6.6	6.4	6.3	5.5



- [] Ranking at each section and finish
- .-.- No data available at this section
- NA No data available



Horse/Jockey Name	Motamayiz
Final Rank	10
Fastest Section Time (Section)	0:11.24 (1600m)
Top Speed [km/h] (Section)	65.4 (Overall)
Race State	Finished



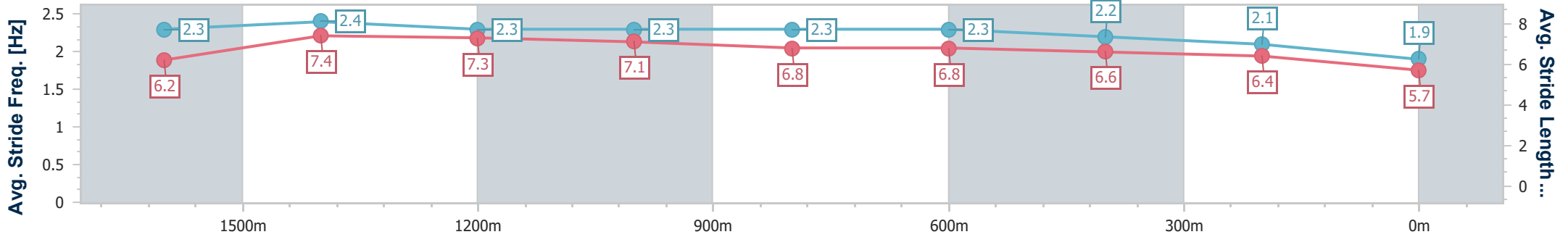
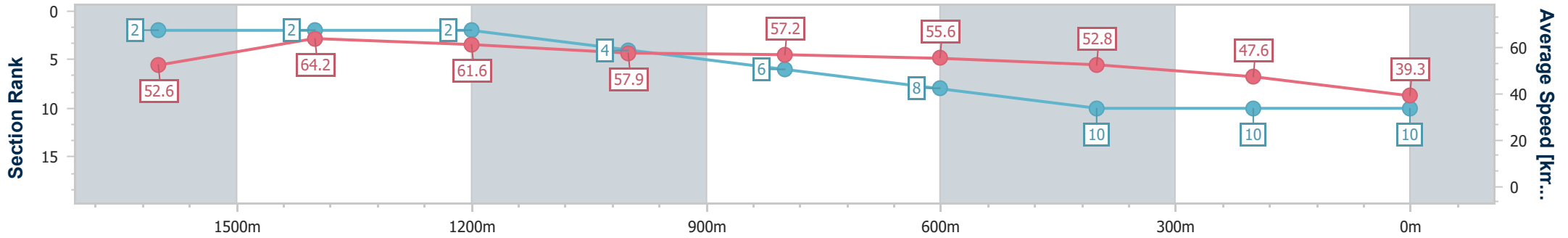
Sunshine Coast QLD Professional
Race 5: LANDSBOROUGH PUB BENCHMARK 65 Handicap - 1800m



26 May 2024 - 15:14

Track Rating: Soft 6, Weather: Fine, Rail Position: +12m

Section	Overall	1600m	1400m	1200m	1000m	800m	600m	400m	200m				
Section Times	2:02.51 [10] (0:13.76)	1:48.75 [2] (0:11.24)	1:37.51 [2] (0:11.79)	1:25.72 [2] (0:12.41)	1:13.31 [4] (0:12.71)	1:00.60 [6] (0:13.23)	0:47.37 [8] (0:13.79)	0:33.58 [10] (0:15.14)	0:18.44 [10] (0:18.44)				
Average Speed [km/h]	52.6	64.2	61.6	57.9	57.2	55.6	52.8	47.6	39.3				
Top Speed [km/h]	65.4	65.3	64.5	58.4	57.8	56.4	55.0	50.6	42.8				
Avg. Dist. to Rail [m]	4.3	2.2	2.2	2.3	2.1	3.6	2.3	1.0	2.0				
Avg. Stride Freq. [Hz]	2.3	2.4	2.3	2.3	2.3	2.3	2.2	2.1	1.9				
Avg. Stride Length [m]	6.2	7.4	7.3	7.1	6.8	6.8	6.6	6.4	5.7				



- [] Ranking at each section and finish
- .-.- No data available at this section
- NA No data available



Sunshine Coast QLD Professional

Race 6: THANK YOU BILL WENDT Maiden Plate - 1200m

26 May 2024 - 15:57



Track Rating: Soft 6, Weather: Fine, Rail Position: +12m

Section		Overall	1000m	800m	600m	400m	200m	Last 600m					
Field Times		1:13.23 (0:13.59)	0:59.64 (0:11.50)	0:48.14 (0:12.05)	0:36.09 (0:12.15)	0:23.94 (0:11.73)	0:12.21 (0:12.21)	0:36.09					
Rank	TAB Horse/Jockey	Barrier	Top Speed [km/h]	Fastest Section								Margin	Distance Travelled [m]
1	14 RELEASE LE MISSILE Justin Huxtable	6	66.2	0:11.35	1:13.23 [1] (0:14.54)	0:58.69 [9] (0:11.35)	0:47.34 [7] (0:11.80)	0:35.54 [7] (0:11.98)	0:23.56 [5] (0:11.53)	0:12.03 [5] (0:12.03)	1:13.23	0:35.54	
2	6 INCESSANT Ryan Maloney	8	64.6	0:11.45	1:13.26 [2] (0:13.84)	0:59.42 [2] (0:11.65)	0:47.77 [4] (0:12.01)	0:35.76 [5] (0:12.10)	0:23.66 [4] (0:11.45)	0:12.21 [2] (0:12.21)	0.1L	0:35.76	+7
3	9 SOFALA Nikita Beriman	9	66.6	0:11.50	1:13.28 [3] (0:13.59)	0:59.69 [1] (0:11.50)	0:48.19 [1] (0:12.05)	0:36.14 [1] (0:12.19)	0:23.95 [2] (0:11.69)	0:12.26 [1] (0:12.26)	0.2L	0:36.14	+5
4	8 VERMILION KIRIN Sean Cormack	1	65.0	0:11.36	1:13.74 [4] (0:14.04)	0:59.70 [4] (0:11.36)	0:48.34 [3] (0:11.92)	0:36.42 [3] (0:12.12)	0:24.30 [3] (0:11.75)	0:12.55 [4] (0:12.55)	2.7L	0:36.42	-1
5	10 SUNCHELLE Samantha Collett	12	64.1	0:11.56	1:14.08 [5] (0:14.84)	0:59.24 [10] (0:11.56)	0:47.68 [10] (0:11.77)	0:35.91 [10] (0:11.96)	0:23.95 [10] (0:11.75)	0:12.20 [10] (0:12.20)	4.5L	0:35.91	+2
6	13 OCEAN HONOUR Mark Du Plessis	17	64.0	0:11.53	1:14.11 [6] (0:14.48)	0:59.63 [8] (0:11.53)	0:48.10 [8] (0:11.82)	0:36.28 [8] (0:12.07)	0:24.21 [8] (0:11.54)	0:12.67 [6] (0:12.67)	4.7L	0:36.28	+5
7	1 BINGHAMTON Yvette Lewis	15	68.7	0:11.06	1:14.26 [7] (0:14.11)	1:00.15 [5] (0:11.06)	0:49.09 [2] (0:11.99)	0:37.10 [2] (0:12.13)	0:24.97 [1] (0:11.90)	0:13.07 [3] (0:13.07)	5.5L	0:37.10	+8
8	12 ROCK LOBSTER Adin Thompson	4	64.4	0:11.66	1:14.46 [8] (0:13.97)	1:00.49 [3] (0:11.66)	0:48.83 [5] (0:12.04)	0:36.79 [6] (0:12.11)	0:24.68 [7] (0:11.72)	0:12.96 [7] (0:12.96)	6.5L	0:36.79	+9
9	15 TORNADO TORQUE Cody Collis	10	62.9	0:11.83	1:14.48 [9] (0:14.17)	1:00.31 [7] (0:11.86)	0:48.45 [9] (0:11.92)	0:36.53 [9] (0:12.07)	0:24.46 [9] (0:11.83)	0:12.63 [9] (0:12.63)	6.6L	0:36.53	+7
10	5 GOING DUTCH Jai Williams	7	67.0	0:11.50	1:14.88 [10] (0:14.16)	1:00.72 [6] (0:11.50)	0:49.22 [6] (0:11.82)	0:37.40 [4] (0:12.21)	0:25.19 [6] (0:12.12)	0:13.07 [8] (0:13.07)	8.9L	0:37.40	+9

Scratched: Gold Fever (#2), Blaze Runner (#3), Enlightening (#4), Stealing Souls (#7), Mystic Mac (#11), Margot's Bullseye (#17), Island Lady (#16), Lipstick Lies (#18)

[] Ranking at each section and finish
 -:-:- No data available at this section
 NA No data available

SCN Saddle cloth number
 DNF Did not finish
 DNT Did not track



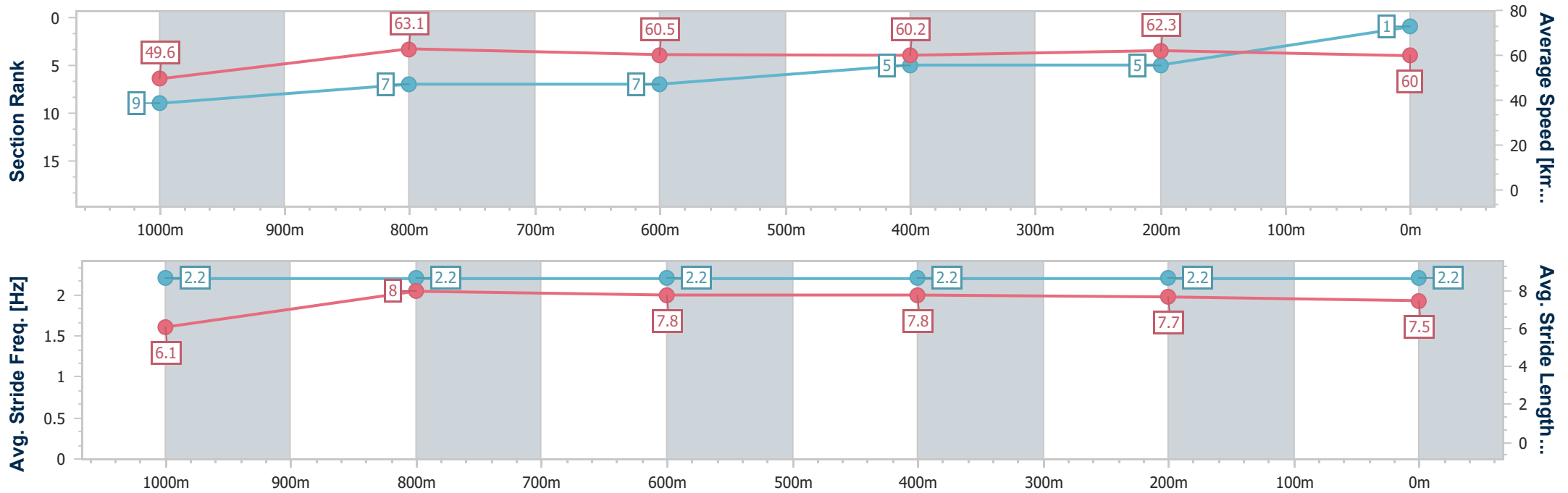
Horse/Jockey Name	Release Le Missile
Final Rank	1
Fastest Section Time (Section)	0:11.35 (1000m)
Top Speed [km/h] (Section)	66.2 (Overall)
Race State	Finished



Sunshine Coast QLD Professional
 Race 6: THANK YOU BILL WENDT Maiden Plate - 1200m
 26 May 2024 - 15:57
 Track Rating: Soft 6, Weather: Fine, Rail Position: +12m



Section	Overall	1000m	800m	600m	400m	200m
Section Times	1:13.23 [1] (0:14.54)	0:58.69 [9] (0:11.35)	0:47.34 [7] (0:11.80)	0:35.54 [7] (0:11.98)	0:23.56 [5] (0:11.53)	0:12.03 [5] (0:12.03)
Average Speed [km/h]	49.6	63.1	60.5	60.2	62.3	60.0
Top Speed [km/h]	66.2	65.9	61.7	61.2	63.8	62.5
Avg. Dist. to Rail [m]	1.6	1.2	1.5	0.4	1.2	2.0
Avg. Stride Freq. [Hz]	2.2	2.2	2.2	2.2	2.2	2.2
Avg. Stride Length [m]	6.1	8.0	7.8	7.8	7.7	7.5



- [] Ranking at each section and finish
- .-.- No data available at this section
- NA No data available



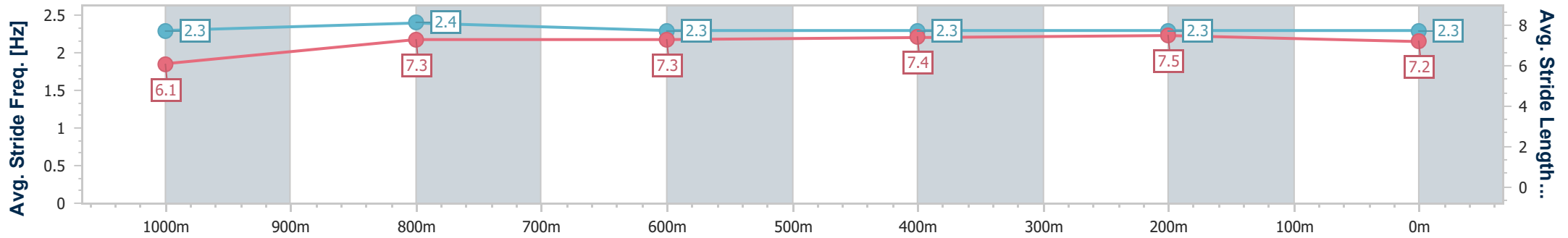
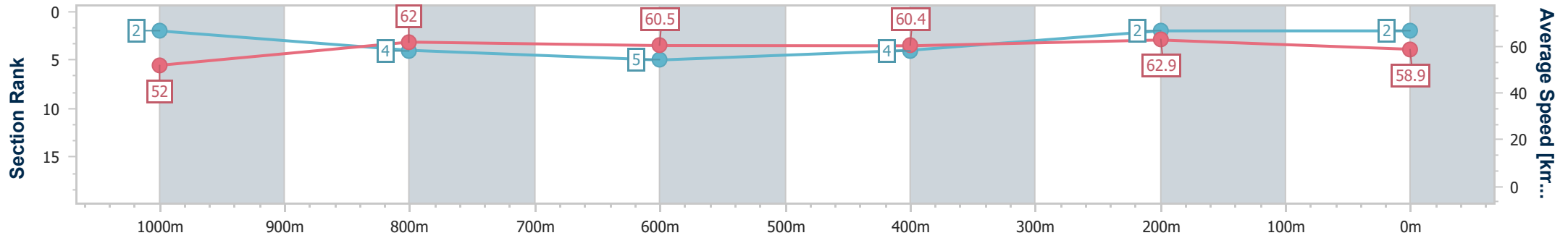
Horse/Jockey Name	Incessant
Final Rank	2
Fastest Section Time (Section)	0:11.45 (400m)
Top Speed [km/h] (Section)	64.6 (Overall)
Race State	Finished



Sunshine Coast QLD Professional
 Race 6: THANK YOU BILL WENDT Maiden Plate - 1200m
 26 May 2024 - 15:57
 Track Rating: Soft 6, Weather: Fine, Rail Position: +12m



Section	Overall	1000m	800m	600m	400m	200m
Section Times	1:13.26 [2] (0:13.84)	0:59.42 [2] (0:11.65)	0:47.77 [4] (0:12.01)	0:35.76 [5] (0:12.10)	0:23.66 [4] (0:11.45)	0:12.21 [2] (0:12.21)
Average Speed [km/h]	52.0	62.0	60.5	60.4	62.9	58.9
Top Speed [km/h]	64.6	63.8	61.3	61.5	63.9	61.9
Avg. Dist. to Rail [m]	3.9	1.6	1.4	2.3	2.7	0.8
Avg. Stride Freq. [Hz]	2.3	2.4	2.3	2.3	2.3	2.3
Avg. Stride Length [m]	6.1	7.3	7.3	7.4	7.5	7.2



- [] Ranking at each section and finish
- .-.- No data available at this section
- NA No data available



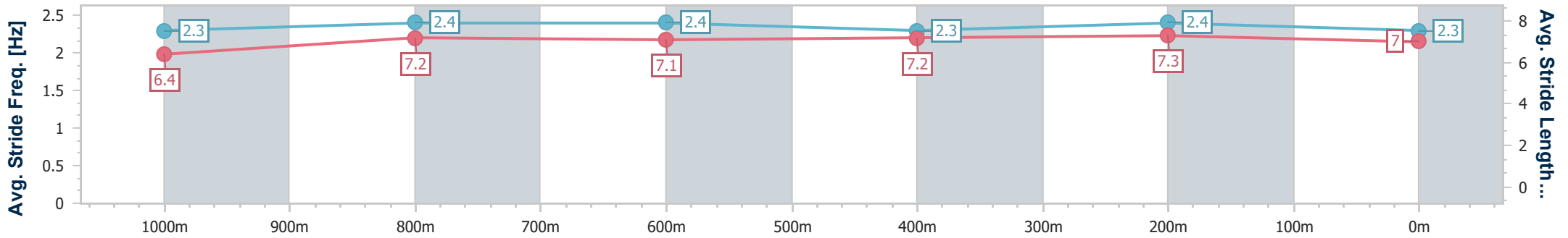
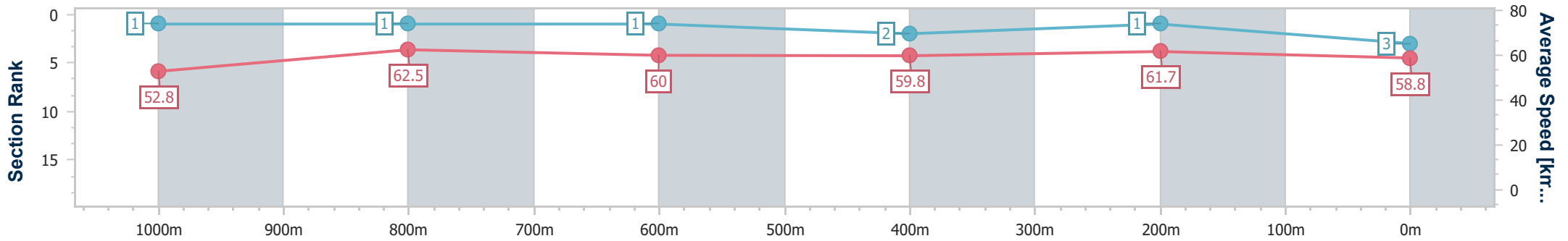
Horse/Jockey Name	Sofala
Final Rank	3
Fastest Section Time (Section)	0:11.50 (1000m)
Top Speed [km/h] (Section)	66.6 (Overall)
Race State	Finished



Sunshine Coast QLD Professional
 Race 6: THANK YOU BILL WENDT Maiden Plate - 1200m
 26 May 2024 - 15:57
 Track Rating: Soft 6, Weather: Fine, Rail Position: +12m



Section	Overall	1000m	800m	600m	400m	200m
Section Times	1:13.28 [3] (0:13.59)	0:59.69 [1] (0:11.50)	0:48.19 [1] (0:12.05)	0:36.14 [1] (0:12.19)	0:23.95 [2] (0:11.69)	0:12.26 [1] (0:12.26)
Average Speed [km/h]	52.8	62.5	60.0	59.8	61.7	58.8
Top Speed [km/h]	66.6	65.6	61.4	61.3	63.2	60.9
Avg. Dist. to Rail [m]	4.4	0.6	0.9	2.1	1.4	0.3
Avg. Stride Freq. [Hz]	2.3	2.4	2.4	2.3	2.4	2.3
Avg. Stride Length [m]	6.4	7.2	7.1	7.2	7.3	7.0



- [] Ranking at each section and finish
- .-.- No data available at this section
- NA No data available



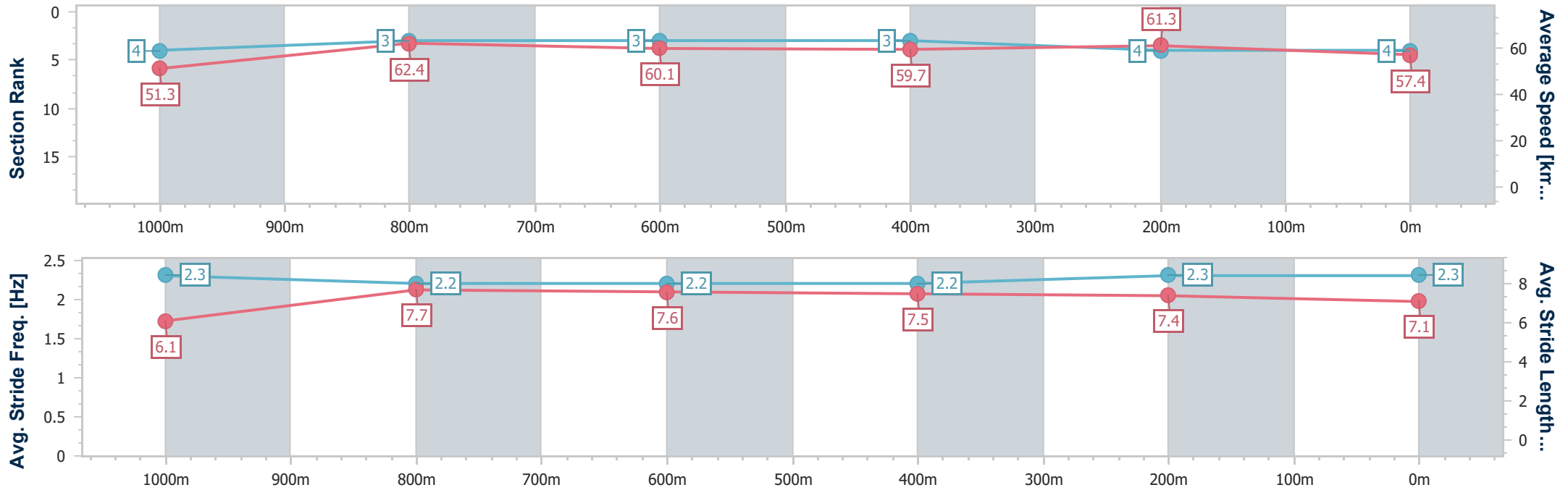
Horse/Jockey Name	Vermilion Kirin
Final Rank	4
Fastest Section Time (Section)	0:11.36 (1000m)
Top Speed [km/h] (Section)	65.0 (Overall)
Race State	Finished



Sunshine Coast QLD Professional
 Race 6: THANK YOU BILL WENDT Maiden Plate - 1200m
 26 May 2024 - 15:57
 Track Rating: Soft 6, Weather: Fine, Rail Position: +12m



Section	Overall	1000m	800m	600m	400m	200m
Section Times	1:13.74 [4] (0:14.04)	0:59.70 [4] (0:11.36)	0:48.34 [3] (0:11.92)	0:36.42 [3] (0:12.12)	0:24.30 [3] (0:11.75)	0:12.55 [4] (0:12.55)
Average Speed [km/h]	51.3	62.4	60.1	59.7	61.3	57.4
Top Speed [km/h]	65.0	64.8	61.0	60.5	62.8	60.8
Avg. Dist. to Rail [m]	5.0	4.8	1.4	1.2	2.1	1.6
Avg. Stride Freq. [Hz]	2.3	2.2	2.2	2.2	2.3	2.3
Avg. Stride Length [m]	6.1	7.7	7.6	7.5	7.4	7.1



- [] Ranking at each section and finish
- .-.- No data available at this section
- NA No data available



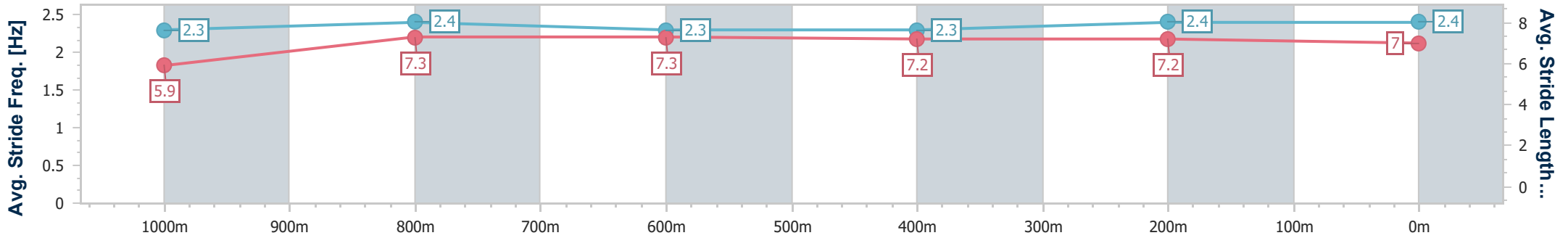
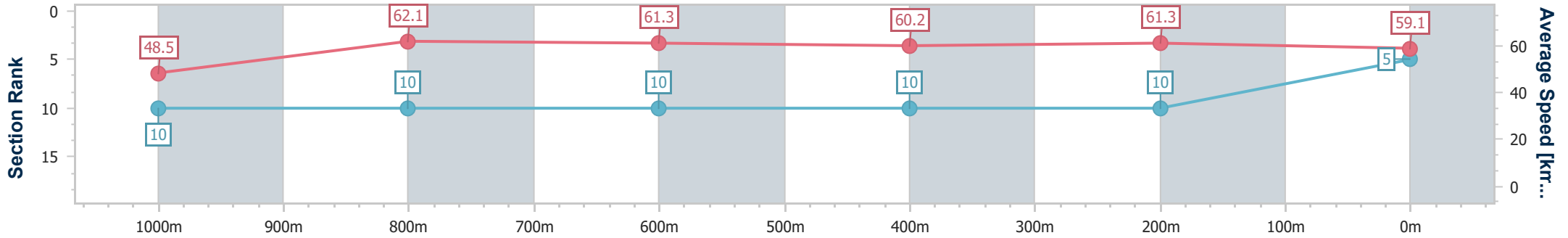
Horse/Jockey Name	Sunchelle
Final Rank	5
Fastest Section Time (Section)	0:11.56 (1000m)
Top Speed [km/h] (Section)	64.1 (1000m)
Race State	Finished



Sunshine Coast QLD Professional
 Race 6: THANK YOU BILL WENDT Maiden Plate - 1200m
 26 May 2024 - 15:57
 Track Rating: Soft 6, Weather: Fine, Rail Position: +12m



Section	Overall	1000m	800m	600m	400m	200m
Section Times	1:14.08 [5] (0:14.84)	0:59.24 [10] (0:11.56)	0:47.68 [10] (0:11.77)	0:35.91 [10] (0:11.96)	0:23.95 [10] (0:11.75)	0:12.20 [10] (0:12.20)
Average Speed [km/h]	48.5	62.1	61.3	60.2	61.3	59.1
Top Speed [km/h]	64.0	64.1	62.2	61.5	62.0	60.9
Avg. Dist. to Rail [m]	3.1	0.4	0.2	0.4	0.5	1.8
Avg. Stride Freq. [Hz]	2.3	2.4	2.3	2.3	2.4	2.4
Avg. Stride Length [m]	5.9	7.3	7.3	7.2	7.2	7.0



- [] Ranking at each section and finish
- .-.- No data available at this section
- NA No data available



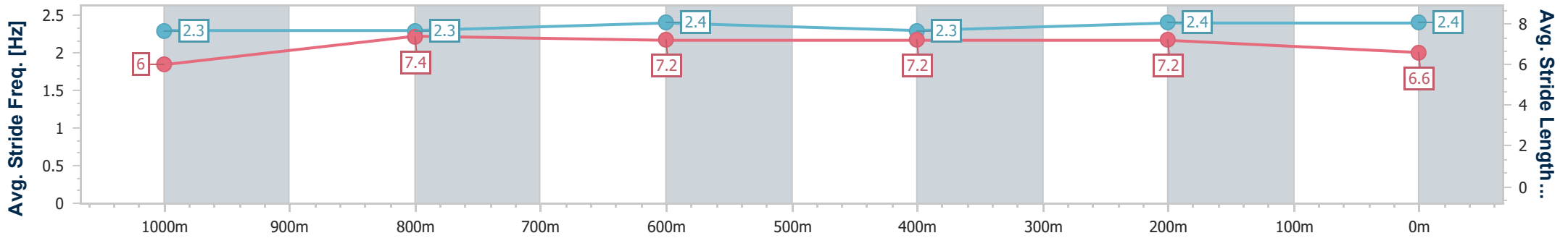
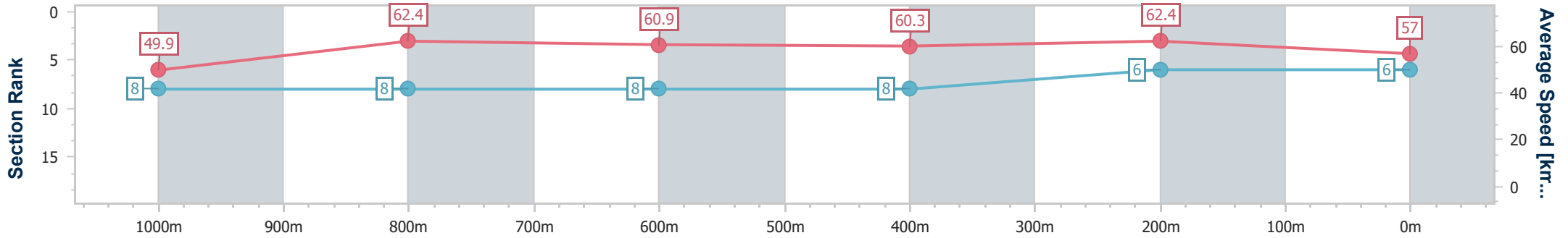
Horse/Jockey Name	Ocean Honour
Final Rank	6
Fastest Section Time (Section)	0:11.53 (1000m)
Top Speed [km/h] (Section)	64.0 (1000m)
Race State	Finished



Sunshine Coast QLD Professional
 Race 6: THANK YOU BILL WENDT Maiden Plate - 1200m
 26 May 2024 - 15:57
 Track Rating: Soft 6, Weather: Fine, Rail Position: +12m



Section	Overall	1000m	800m	600m	400m	200m
Section Times	1:14.11 [6] (0:14.48)	0:59.63 [8] (0:11.53)	0:48.10 [8] (0:11.82)	0:36.28 [8] (0:12.07)	0:24.21 [8] (0:11.54)	0:12.67 [6] (0:12.67)
Average Speed [km/h]	49.9	62.4	60.9	60.3	62.4	57.0
Top Speed [km/h]	63.1	64.0	62.2	61.3	63.2	61.8
Avg. Dist. to Rail [m]	6.1	0.4	0.5	2.2	2.3	3.6
Avg. Stride Freq. [Hz]	2.3	2.3	2.4	2.3	2.4	2.4
Avg. Stride Length [m]	6.0	7.4	7.2	7.2	7.2	6.6



- [] Ranking at each section and finish
- .-.- No data available at this section
- NA No data available



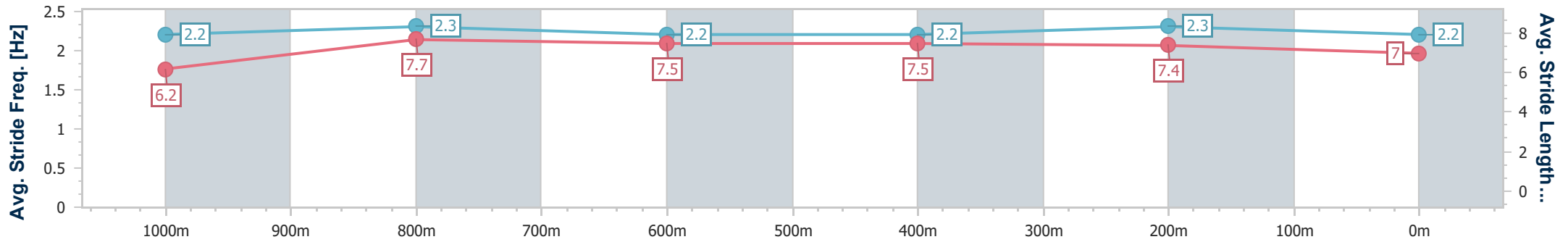
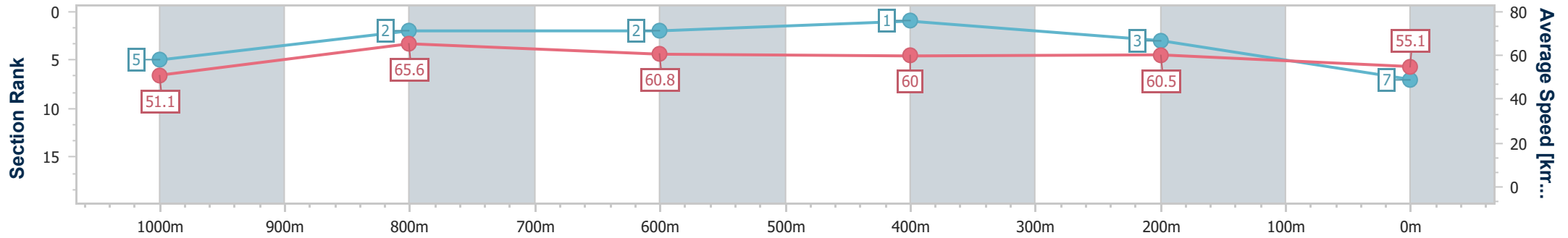
Horse/Jockey Name	Binghamton
Final Rank	7
Fastest Section Time (Section)	0:11.06 (1000m)
Top Speed [km/h] (Section)	68.7 (1000m)
Race State	Finished



Sunshine Coast QLD Professional
 Race 6: THANK YOU BILL WENDT Maiden Plate - 1200m
 26 May 2024 - 15:57
 Track Rating: Soft 6, Weather: Fine, Rail Position: +12m



Section	Overall	1000m	800m	600m	400m	200m
Section Times	1:14.26 [7] (0:14.11)	1:00.15 [5] (0:11.06)	0:49.09 [2] (0:11.99)	0:37.10 [2] (0:12.13)	0:24.97 [1] (0:11.90)	0:13.07 [3] (0:13.07)
Average Speed [km/h]	51.1	65.6	60.8	60.0	60.5	55.1
Top Speed [km/h]	66.7	68.7	61.9	61.2	61.6	58.5
Avg. Dist. to Rail [m]	6.7	3.5	2.4	1.6	2.4	2.3
Avg. Stride Freq. [Hz]	2.2	2.3	2.2	2.2	2.3	2.2
Avg. Stride Length [m]	6.2	7.7	7.5	7.5	7.4	7.0



- [] Ranking at each section and finish
- .-.-.- No data available at this section
- NA No data available



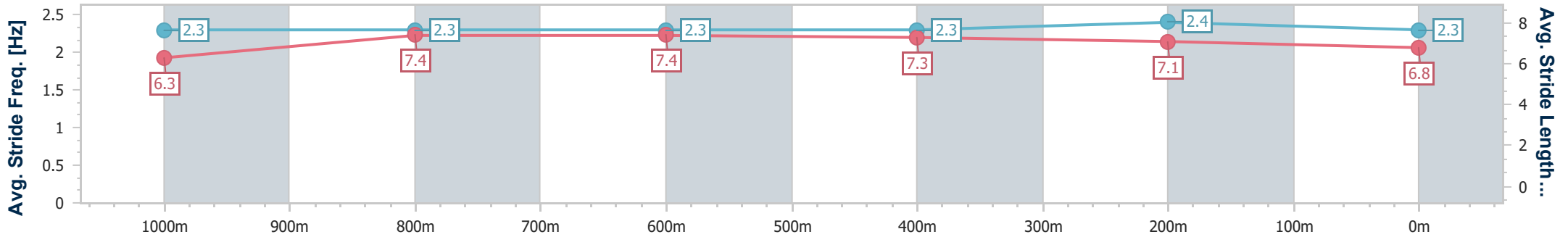
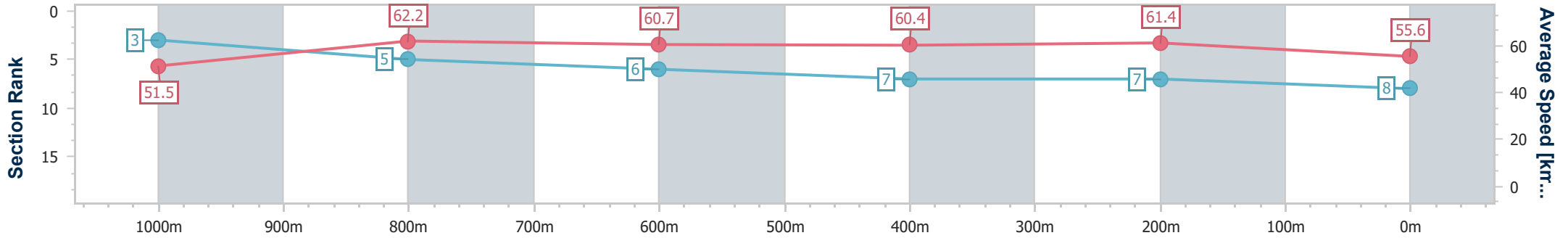
Horse/Jockey Name	Rock Lobster
Final Rank	8
Fastest Section Time (Section)	0:11.66 (1000m)
Top Speed [km/h] (Section)	64.4 (1000m)
Race State	Finished



Sunshine Coast QLD Professional
 Race 6: THANK YOU BILL WENDT Maiden Plate - 1200m
 26 May 2024 - 15:57
 Track Rating: Soft 6, Weather: Fine, Rail Position: +12m



Section	Overall	1000m	800m	600m	400m	200m
Section Times	1:14.46 [8] (0:13.97)	1:00.49 [3] (0:11.66)	0:48.83 [5] (0:12.04)	0:36.79 [6] (0:12.11)	0:24.68 [7] (0:11.72)	0:12.96 [7] (0:12.96)
Average Speed [km/h]	51.5	62.2	60.7	60.4	61.4	55.6
Top Speed [km/h]	64.3	64.4	62.1	61.8	62.8	58.8
Avg. Dist. to Rail [m]	3.0	2.0	2.6	3.3	5.0	5.5
Avg. Stride Freq. [Hz]	2.3	2.3	2.3	2.3	2.4	2.3
Avg. Stride Length [m]	6.3	7.4	7.4	7.3	7.1	6.8



- [] Ranking at each section and finish
- .-.- No data available at this section
- NA No data available



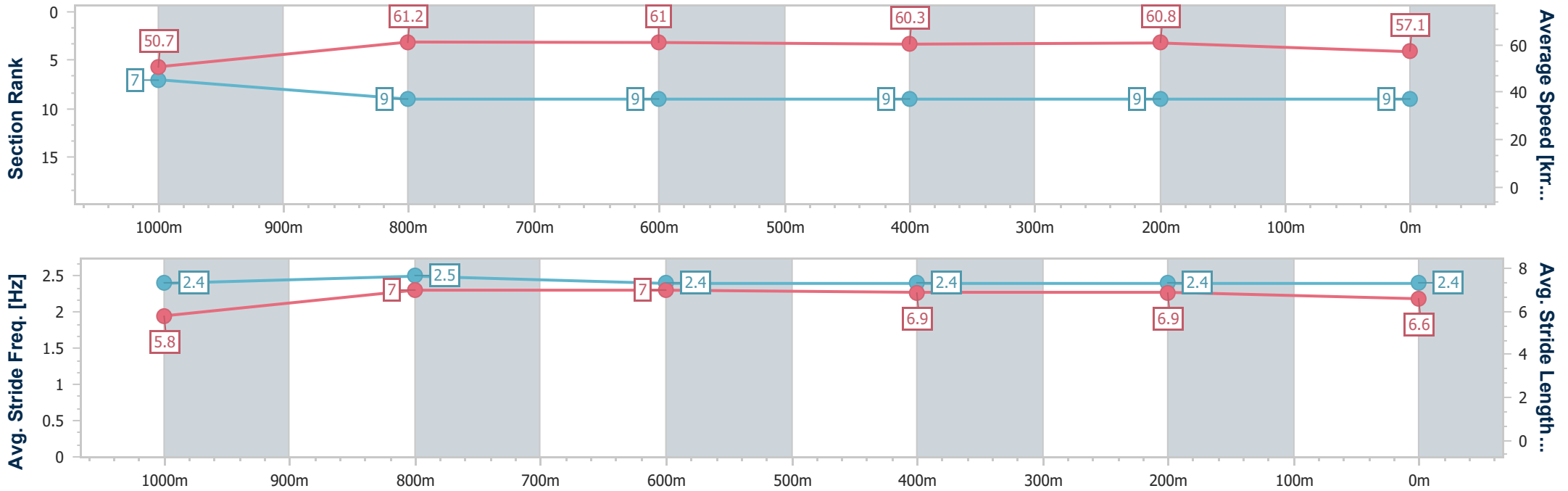
Horse/Jockey Name	Tornado Torque
Final Rank	9
Fastest Section Time (Section)	0:11.83 (400m)
Top Speed [km/h] (Section)	62.9 (1000m)
Race State	Finished



Sunshine Coast QLD Professional
 Race 6: THANK YOU BILL WENDT Maiden Plate - 1200m
 26 May 2024 - 15:57
 Track Rating: Soft 6, Weather: Fine, Rail Position: +12m



Section	Overall	1000m	800m	600m	400m	200m
Section Times	1:14.48 [9] (0:14.17)	1:00.31 [7] (0:11.86)	0:48.45 [9] (0:11.92)	0:36.53 [9] (0:12.07)	0:24.46 [9] (0:11.83)	0:12.63 [9] (0:12.63)
Average Speed [km/h]	50.7	61.2	61.0	60.3	60.8	57.1
Top Speed [km/h]	62.8	62.9	62.4	61.5	62.8	60.8
Avg. Dist. to Rail [m]	5.5	2.4	1.5	2.0	3.4	2.3
Avg. Stride Freq. [Hz]	2.4	2.5	2.4	2.4	2.4	2.4
Avg. Stride Length [m]	5.8	7.0	7.0	6.9	6.9	6.6



- [] Ranking at each section and finish
- .-.- No data available at this section
- NA No data available



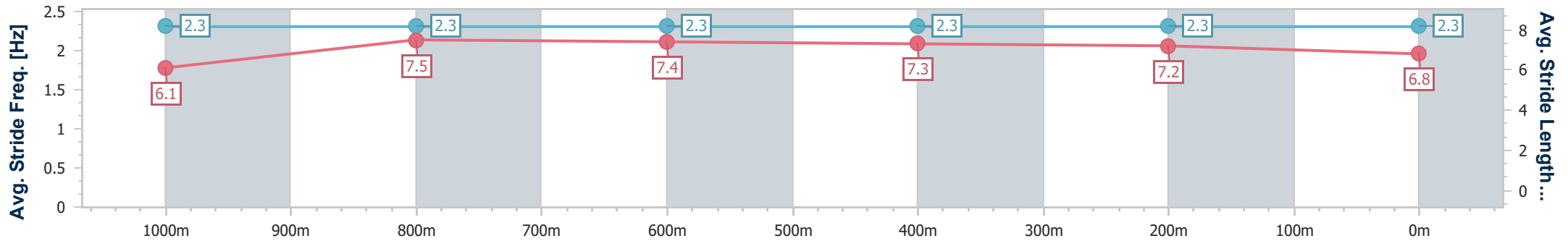
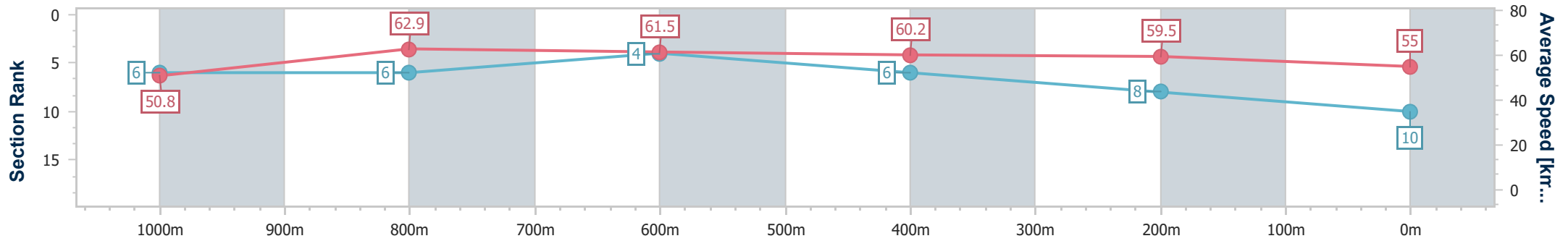
Horse/Jockey Name	Going Dutch
Final Rank	10
Fastest Section Time (Section)	0:11.50 (1000m)
Top Speed [km/h] (Section)	67.0 (Overall)
Race State	Finished



Sunshine Coast QLD Professional
 Race 6: THANK YOU BILL WENDT Maiden Plate - 1200m
 26 May 2024 - 15:57
 Track Rating: Soft 6, Weather: Fine, Rail Position: +12m



Section	Overall	1000m	800m	600m	400m	200m
Section Times	1:14.88 [10] (0:14.16)	1:00.72 [6] (0:11.50)	0:49.22 [6] (0:11.82)	0:37.40 [4] (0:12.21)	0:25.19 [6] (0:12.12)	0:13.07 [8] (0:13.07)
Average Speed [km/h]	50.8	62.9	61.5	60.2	59.5	55.0
Top Speed [km/h]	67.0	65.1	62.9	61.4	61.3	57.3
Avg. Dist. to Rail [m]	1.6	0.8	2.1	3.7	6.5	6.5
Avg. Stride Freq. [Hz]	2.3	2.3	2.3	2.3	2.3	2.3
Avg. Stride Length [m]	6.1	7.5	7.4	7.3	7.2	6.8



- [] Ranking at each section and finish
- .-.- No data available at this section
- NA No data available



Sunshine Coast QLD Professional

Race 7: LANDSBOROUGH PUB BENCHMARK 70 Handicap - 1400m

26 May 2024 - 16:31



Track Rating: Soft 6, Weather: Fine, Rail Position: +12m

Section		Overall	1200m	1000m	800m	600m	400m	Last 600m				
Field Times		1:26.26 (0:13.50)	1:12.76 (0:11.38)	1:01.38 (0:11.99)	0:49.39 (0:12.16)	0:37.23 (0:12.15)	0:25.08 (0:12.18)	0:37.23				
Rank	TAB Horse/Jockey	Barrier	Top Speed [km/h]	Fastest Section	Distance Travelled [m]							
1	9 BRAVE MASO Jai Williams	4	66.3 Overall	0:11.21 1200m	1:26.26 [1] (0:13.83)	1:12.43 [2] (0:11.21)	1:01.22 [2] (0:11.92)	0:49.30 [2] (0:12.07)	0:37.23 [1] (0:12.15)	0:25.08 [1] (0:12.18)	0:37.23	
2	7 HOUSTON ROCKET Justin Huxtable	10	65.0 Overall	0:11.33 1200m	1:26.27 [2] (0:14.45)	1:11.82 [10] (0:11.33)	1:00.49 [9] (0:12.19)	0:48.30 [9] (0:11.87)	0:36.43 [9] (0:12.21)	0:24.22 [9] (0:11.67)	0:36.43 +4	
3	2 MISHANI SPARTAN Boris Thornton	3	66.0 1200m	0:11.30 1200m	1:26.28 [3] (0:14.21)	1:12.07 [7] (0:11.30)	1:00.77 [7] (0:12.06)	0:48.71 [7] (0:12.02)	0:36.69 [7] (0:12.22)	0:24.47 [6] (0:11.92)	0:36.69 +2	
4	5 SIZZLING GAL Robbie Dolan	6	65.4 1200m	0:11.43 1200m	1:26.31 [4] (0:14.30)	1:12.01 [9] (0:11.43)	1:00.58 [8] (0:12.01)	0:48.57 [8] (0:12.01)	0:36.56 [8] (0:12.21)	0:24.35 [8] (0:11.91)	0:36.56 +6	
5	10 IOANE Cody Collis	2	65.4 1200m	0:11.27 1200m	1:26.48 [5] (0:13.87)	1:12.61 [4] (0:11.27)	1:01.34 [3] (0:11.88)	0:49.46 [3] (0:12.28)	0:37.18 [4] (0:12.26)	0:24.92 [3] (0:12.06)	0:37.18 +5	
6	11 KUBWA Samantha Collett	11	63.9 Overall	0:11.65 1200m	1:26.75 [6] (0:14.25)	1:12.50 [8] (0:11.65)	1:00.85 [10] (0:12.27)	0:48.58 [10] (0:11.96)	0:36.62 [10] (0:12.18)	0:24.44 [10] (0:11.76)	0:36.62 +6	
7	13 CRYPTO CURRENCY Nikita Beriman	7	67.4 Overall	0:11.38 1200m	1:27.13 [7] (0:13.50)	1:13.63 [1] (0:11.38)	1:02.25 [1] (0:11.99)	0:50.26 [1] (0:12.28)	0:37.98 [2] (0:12.29)	0:25.69 [2] (0:12.24)	0:37.98 +9	
8	6 HALF CROWN Michael Rodd	9	67.0 1200m	0:11.27 1200m	1:27.26 [8] (0:14.18)	1:13.08 [6] (0:11.27)	1:01.81 [6] (0:12.03)	0:49.78 [6] (0:12.01)	0:37.77 [6] (0:12.37)	0:25.40 [7] (0:12.12)	0:37.77 +5	
9	1 COLLAY'S SPIRIT Dale Smith	5	65.3 1200m	0:11.35 1200m	1:27.55 [9] (0:13.87)	1:13.68 [5] (0:11.35)	1:02.33 [4] (0:12.03)	0:50.30 [5] (0:12.21)	0:38.09 [5] (0:12.19)	0:25.90 [5] (0:12.20)	0:38.09 +3	
10	3 HANG FIVE Jag Guthmann-Chester	14	64.5 1200m	0:11.39 1200m	1:28.71 [10] (0:13.85)	1:14.86 [3] (0:11.39)	1:03.47 [5] (0:11.93)	0:51.54 [4] (0:12.11)	0:39.43 [3] (0:12.31)	0:27.12 [4] (0:12.55)	0:39.43 +4	

Scratched: Selous (#4), London Point (#8), Koolatah (#14), Redente Choice (#15), Saddles (#12)

[] Ranking at each section and finish
 -:-:- No data available at this section
 NA No data available

SCN Saddle cloth number
 DNF Did not finish
 DNT Did not track



Sunshine Coast QLD Professional

Race 7: LANDSBOROUGH PUB BENCHMARK 70 Handicap - 1400m

26 May 2024 - 16:31



Track Rating: Soft 6, Weather: Fine, Rail Position: +12m

Section							200m			Last 600m
Field Times							0:12.90			0:37.23
							(0:12.90)			
Rank	TAB	Horse/Jockey	Barrier	Top Speed [km/h]	Fastest Section	Margin			Distance Travelled [m]	
1	9	BRAVE MASO Jai Williams	4	66.3 Overall	0:11.21 1200m	0:12.90 [1] (0:12.90)	1:26.26		0:37.23	
2	7	HOUSTON ROCKET Justin Huxtable	10	65.0 Overall	0:11.33 1200m	0:12.55 [4] (0:12.55)	0.1L		0:36.43 +4	
3	2	MISHANI SPARTAN Boris Thornton	3	66.0 1200m	0:11.30 1200m	0:12.55 [5] (0:12.55)	0.2L		0:36.69 +2	
4	5	SIZZLING GAL Robbie Dolan	6	65.4 1200m	0:11.43 1200m	0:12.44 [7] (0:12.44)	0.3L		0:36.56 +6	
5	10	IOANE Cody Collis	2	65.4 1200m	0:11.27 1200m	0:12.86 [2] (0:12.86)	1.1L		0:37.18 +5	
6	11	KUBWA Samantha Collett	11	63.9 Overall	0:11.65 1200m	0:12.68 [9] (0:12.68)	2.6L		0:36.62 +6	
7	13	CRYPTO CURRENCY Nikita Beriman	7	67.4 Overall	0:11.38 1200m	0:13.45 [3] (0:13.45)	4.6L		0:37.98 +9	
8	6	HALF CROWN Michael Rodd	9	67.0 1200m	0:11.27 1200m	0:13.28 [8] (0:13.28)	5.1L		0:37.77 +5	
9	1	COLLAY'S SPIRIT Dale Smith	5	65.3 1200m	0:11.35 1200m	0:13.70 [6] (0:13.70)	6.6L		0:38.09 +3	
10	3	HANG FIVE Jag Guthmann-Chester	14	64.5 1200m	0:11.39 1200m	0:14.57 [10] (0:14.57)	13.4L		0:39.43 +4	

Scratched: Selous (#4), London Point (#8), Koolatah (#14), Redente Choice (#15), Saddles (#12)

Report Created: Sun 26 May 2024 16:54 GMT+10 (Note: Timing is based on position data)

Page 2/12

[] Ranking at each section and finish
 -:-:- No data available at this section
 NA No data available

SCN Saddle cloth number
 DNF Did not finish
 DNT Did not track

data processed by TRIPLESDATA



Horse/Jockey Name	Brave Maso
Final Rank	1
Fastest Section Time (Section)	0:11.21 (1200m)
Top Speed [km/h] (Section)	66.3 (Overall)
Race State	Finished



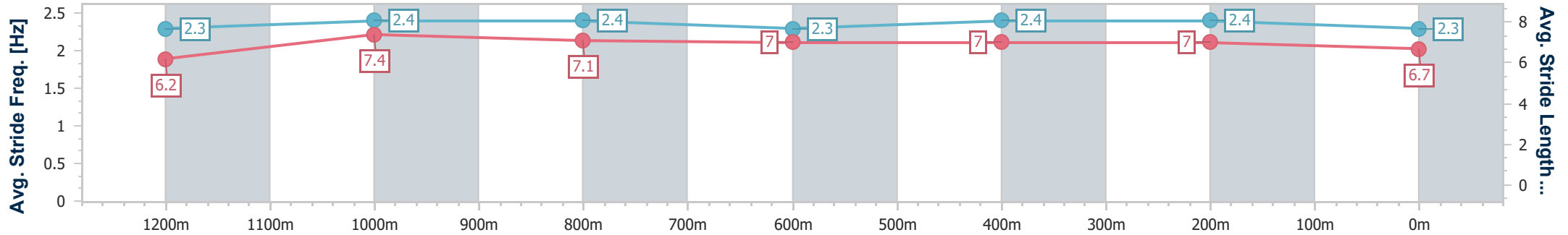
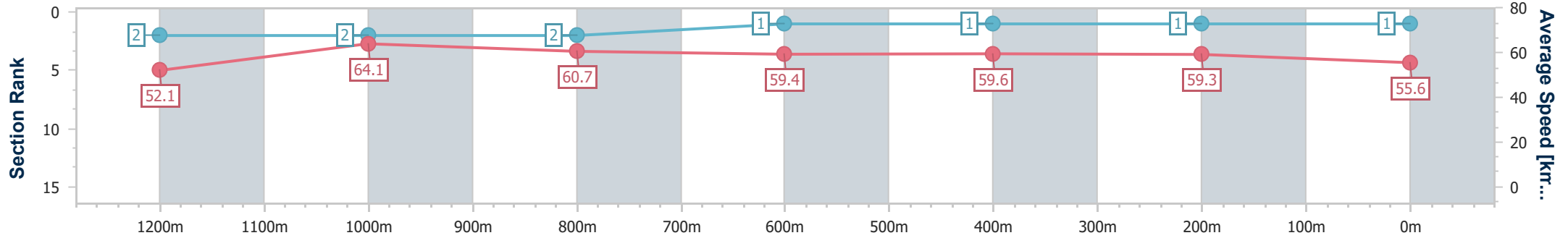
Sunshine Coast QLD Professional
Race 7: LANDSBOROUGH PUB BENCHMARK 70 Handicap - 1400m



26 May 2024 - 16:31

Track Rating: Soft 6, Weather: Fine, Rail Position: +12m

Section	Overall	1200m	1000m	800m	600m	400m	200m
Section Times	1:26.26 [1] (0:13.83)	1:12.43 [2] (0:11.21)	1:01.22 [2] (0:11.92)	0:49.30 [2] (0:12.07)	0:37.23 [1] (0:12.15)	0:25.08 [1] (0:12.18)	0:12.90 [1] (0:12.90)
Average Speed [km/h]	52.1	64.1	60.7	59.4	59.6	59.3	55.6
Top Speed [km/h]	66.3	66.3	61.6	60.1	61.0	60.2	57.8
Avg. Dist. to Rail [m]	2.9	1.3	0.5	0.6	1.3	2.7	0.7
Avg. Stride Freq. [Hz]	2.3	2.4	2.4	2.3	2.4	2.4	2.3
Avg. Stride Length [m]	6.2	7.4	7.1	7.0	7.0	7.0	6.7



- [] Ranking at each section and finish
- .-.- No data available at this section
- NA No data available



Horse/Jockey Name	Houston Rocket
Final Rank	2
Fastest Section Time (Section)	0:11.33 (1200m)
Top Speed [km/h] (Section)	65.0 (Overall)
Race State	Finished



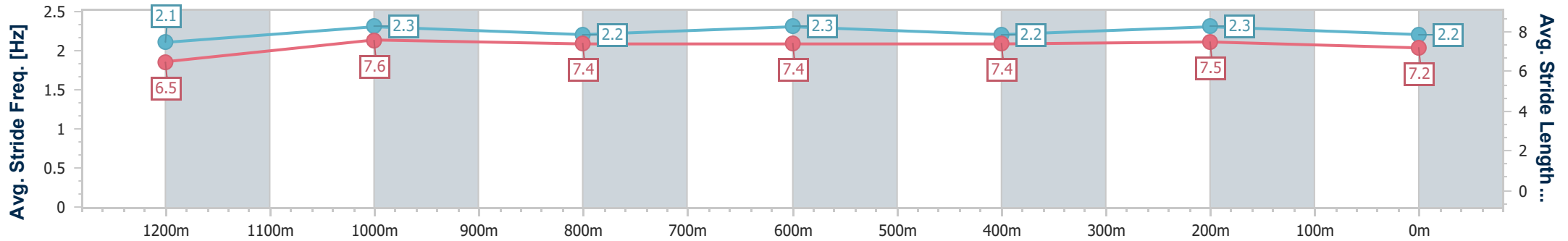
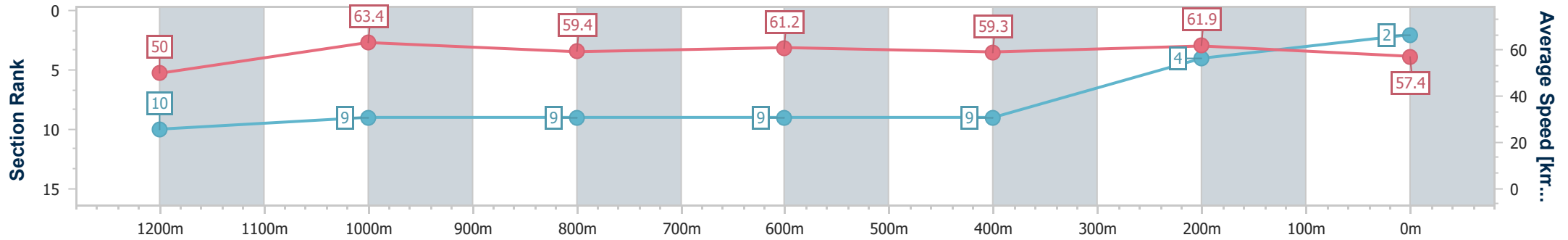
Sunshine Coast QLD Professional
Race 7: LANDSBOROUGH PUB BENCHMARK 70 Handicap - 1400m



26 May 2024 - 16:31

Track Rating: Soft 6, Weather: Fine, Rail Position: +12m

Section	Overall	1200m	1000m	800m	600m	400m	200m
Section Times	1:26.27 [2] (0:14.45)	1:11.82 [10] (0:11.33)	1:00.49 [9] (0:12.19)	0:48.30 [9] (0:11.87)	0:36.43 [9] (0:12.21)	0:24.22 [9] (0:11.67)	0:12.55 [4] (0:12.55)
Average Speed [km/h]	50.0	63.4	59.4	61.2	59.3	61.9	57.4
Top Speed [km/h]	65.0	64.8	61.4	62.4	60.1	63.2	60.8
Avg. Dist. to Rail [m]	4.4	0.6	1.2	1.8	1.4	0.3	0.7
Avg. Stride Freq. [Hz]	2.1	2.3	2.2	2.3	2.2	2.3	2.2
Avg. Stride Length [m]	6.5	7.6	7.4	7.4	7.4	7.5	7.2



- [] Ranking at each section and finish
- .-.- No data available at this section
- NA No data available



Horse/Jockey Name	Mishani Spartan
Final Rank	3
Fastest Section Time (Section)	0:11.30 (1200m)
Top Speed [km/h] (Section)	66.0 (1200m)
Race State	Finished



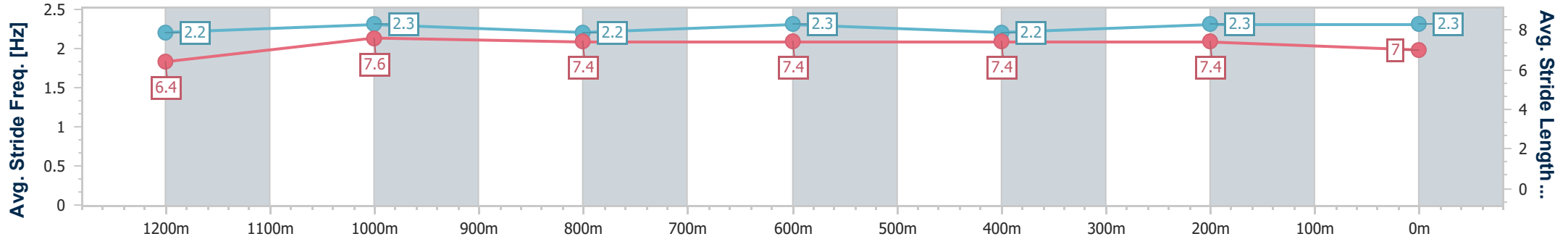
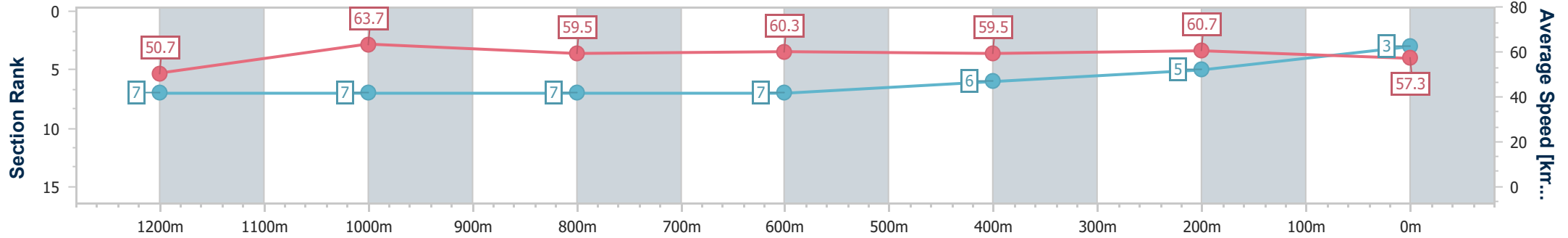
Sunshine Coast QLD Professional
Race 7: LANDSBOROUGH PUB BENCHMARK 70 Handicap - 1400m



26 May 2024 - 16:31

Track Rating: Soft 6, Weather: Fine, Rail Position: +12m

Section	Overall	1200m	1000m	800m	600m	400m	200m
Section Times	1:26.28 [3] (0:14.21)	1:12.07 [7] (0:11.30)	1:00.77 [7] (0:12.06)	0:48.71 [7] (0:12.02)	0:36.69 [7] (0:12.22)	0:24.47 [6] (0:11.92)	0:12.55 [5] (0:12.55)
Average Speed [km/h]	50.7	63.7	59.5	60.3	59.5	60.7	57.3
Top Speed [km/h]	64.5	66.0	60.5	61.3	60.5	61.3	59.9
Avg. Dist. to Rail [m]	0.4	0.9	0.9	1.3	2.1	3.5	3.6
Avg. Stride Freq. [Hz]	2.2	2.3	2.2	2.3	2.2	2.3	2.3
Avg. Stride Length [m]	6.4	7.6	7.4	7.4	7.4	7.4	7.0



- [] Ranking at each section and finish
- .-.- No data available at this section
- NA No data available



Horse/Jockey Name	Sizzling Gal
Final Rank	4
Fastest Section Time (Section)	0:11.43 (1200m)
Top Speed [km/h] (Section)	65.4 (1200m)
Race State	Finished



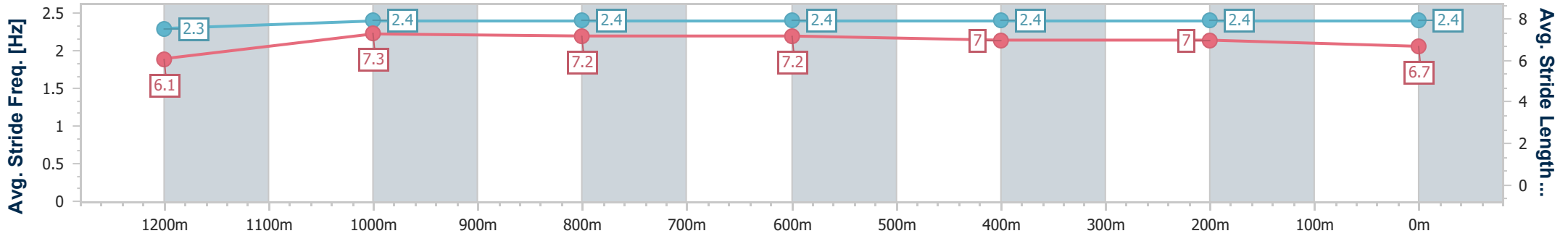
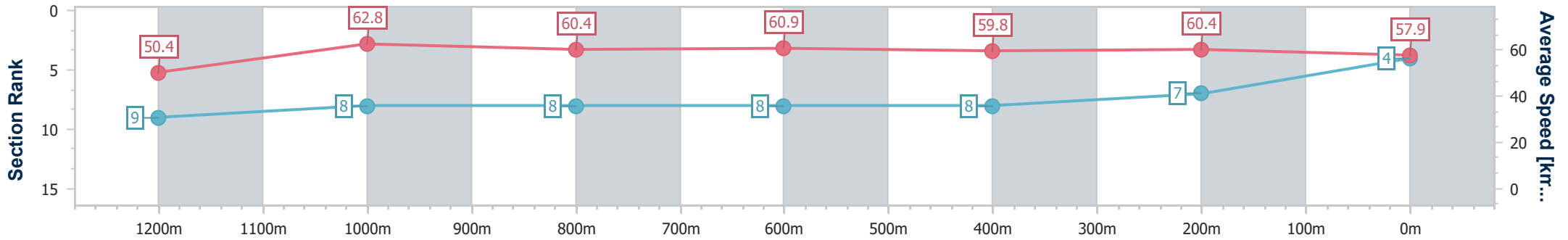
Sunshine Coast QLD Professional
Race 7: LANDSBOROUGH PUB BENCHMARK 70 Handicap - 1400m



26 May 2024 - 16:31

Track Rating: Soft 6, Weather: Fine, Rail Position: +12m

Section	Overall	1200m	1000m	800m	600m	400m	200m
Section Times	1:26.31 [4] (0:14.30)	1:12.01 [9] (0:11.43)	1:00.58 [8] (0:12.01)	0:48.57 [8] (0:12.01)	0:36.56 [8] (0:12.21)	0:24.35 [8] (0:11.91)	0:12.44 [7] (0:12.44)
Average Speed [km/h]	50.4	62.8	60.4	60.9	59.8	60.4	57.9
Top Speed [km/h]	64.5	65.4	61.5	63.1	60.6	62.4	61.8
Avg. Dist. to Rail [m]	4.7	2.3	2.0	2.7	2.4	3.8	3.1
Avg. Stride Freq. [Hz]	2.3	2.4	2.4	2.4	2.4	2.4	2.4
Avg. Stride Length [m]	6.1	7.3	7.2	7.2	7.0	7.0	6.7



- [] Ranking at each section and finish
- .-.- No data available at this section
- NA No data available



Horse/Jockey Name	loane
Final Rank	5
Fastest Section Time (Section)	0:11.27 (1200m)
Top Speed [km/h] (Section)	65.4 (1200m)
Race State	Finished



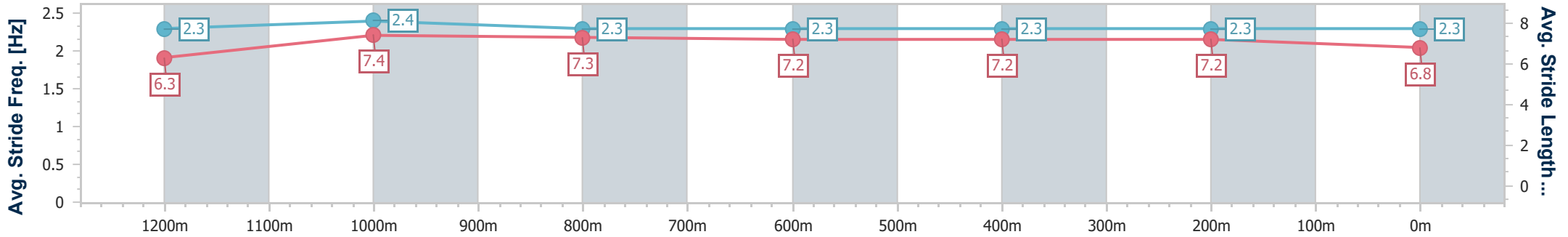
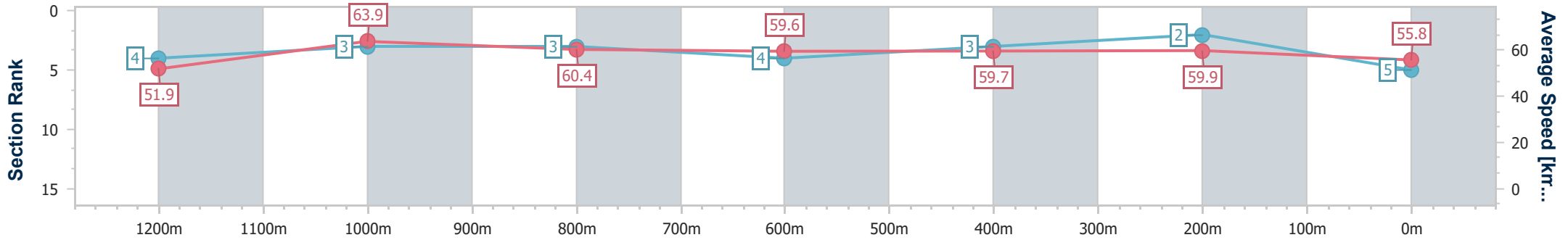
Sunshine Coast QLD Professional
Race 7: LANDSBOROUGH PUB BENCHMARK 70 Handicap - 1400m



26 May 2024 - 16:31

Track Rating: Soft 6, Weather: Fine, Rail Position: +12m

Section	Overall	1200m	1000m	800m	600m	400m	200m
Section Times	1:26.48 [5] (0:13.87)	1:12.61 [4] (0:11.27)	1:01.34 [3] (0:11.88)	0:49.46 [3] (0:12.28)	0:37.18 [4] (0:12.26)	0:24.92 [3] (0:12.06)	0:12.86 [2] (0:12.86)
Average Speed [km/h]	51.9	63.9	60.4	59.6	59.7	59.9	55.8
Top Speed [km/h]	65.1	65.4	61.6	60.5	60.9	60.8	57.4
Avg. Dist. to Rail [m]	3.3	3.1	1.8	2.8	3.5	2.7	1.3
Avg. Stride Freq. [Hz]	2.3	2.4	2.3	2.3	2.3	2.3	2.3
Avg. Stride Length [m]	6.3	7.4	7.3	7.2	7.2	7.2	6.8



- [] Ranking at each section and finish
- .-.- No data available at this section
- NA No data available



Horse/Jockey Name	Kubwa
Final Rank	6
Fastest Section Time (Section)	0:11.65 (1200m)
Top Speed [km/h] (Section)	63.9 (Overall)
Race State	Finished



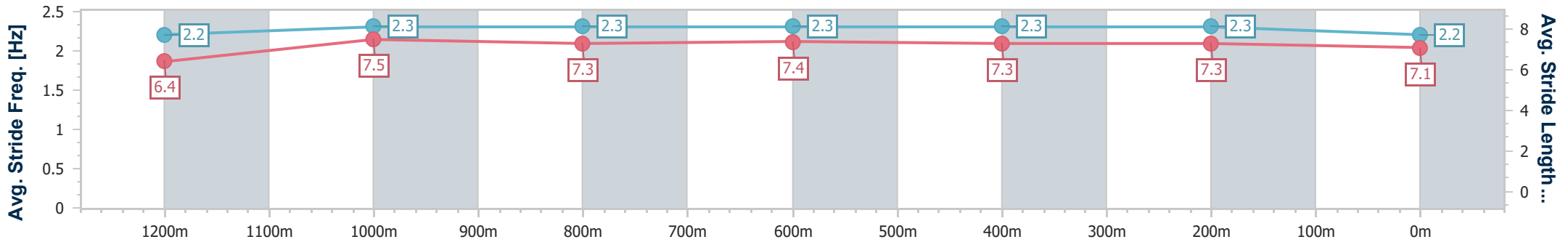
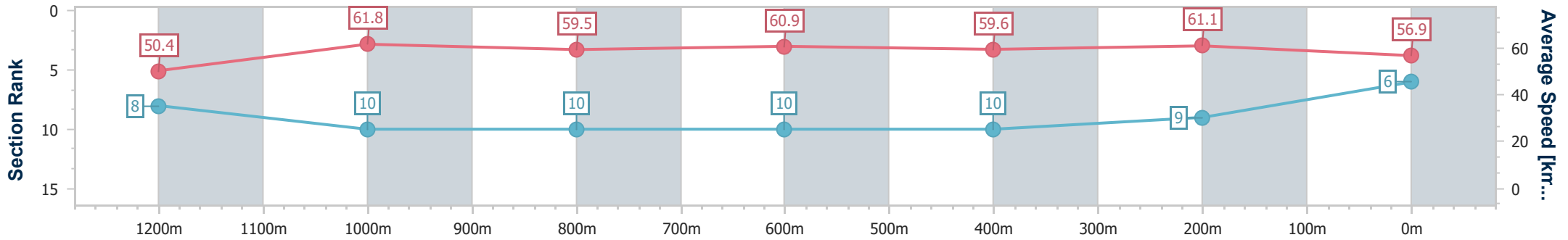
Sunshine Coast QLD Professional
Race 7: LANDBOROUGH PUB BENCHMARK 70 Handicap - 1400m



26 May 2024 - 16:31

Track Rating: Soft 6, Weather: Fine, Rail Position: +12m

Section	Overall	1200m	1000m	800m	600m	400m	200m
Section Times	1:26.75 [6] (0:14.25)	1:12.50 [8] (0:11.65)	1:00.85 [10] (0:12.27)	0:48.58 [10] (0:11.96)	0:36.62 [10] (0:12.18)	0:24.44 [10] (0:11.76)	0:12.68 [9]
Average Speed [km/h]	50.4	61.8	59.5	60.9	59.6	61.1	56.9
Top Speed [km/h]	63.9	63.4	60.8	62.8	61.2	62.0	61.2
Avg. Dist. to Rail [m]	10.9	5.4	3.8	2.6	1.0	1.2	0.5
Avg. Stride Freq. [Hz]	2.2	2.3	2.3	2.3	2.3	2.3	2.2
Avg. Stride Length [m]	6.4	7.5	7.3	7.4	7.3	7.3	7.1



- [] Ranking at each section and finish
- .-.- No data available at this section
- NA No data available



Horse/Jockey Name	Crypto Currency
Final Rank	7
Fastest Section Time (Section)	0:11.38 (1200m)
Top Speed [km/h] (Section)	67.4 (Overall)
Race State	Finished



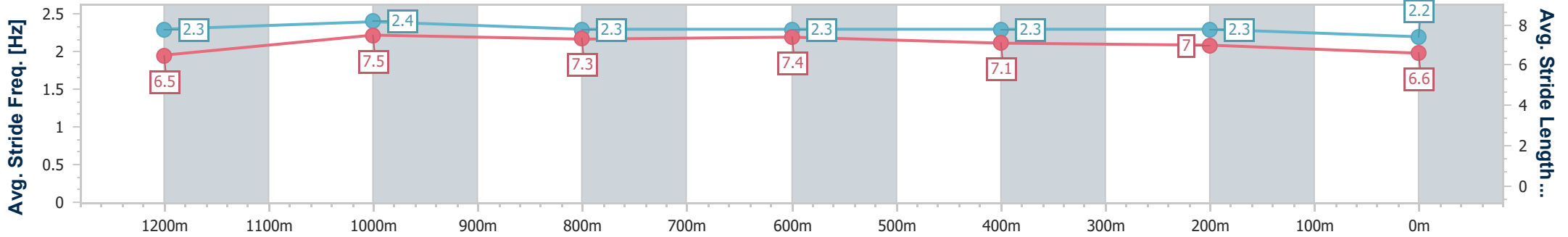
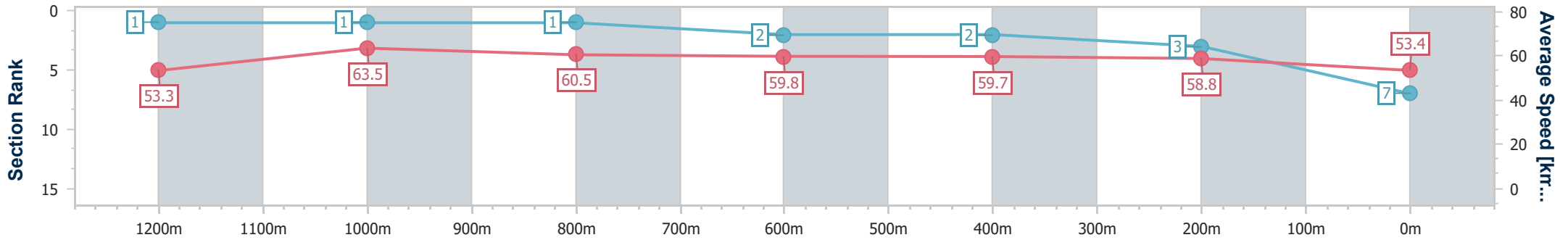
Sunshine Coast QLD Professional
Race 7: LANDBOROUGH PUB BENCHMARK 70 Handicap - 1400m



26 May 2024 - 16:31

Track Rating: Soft 6, Weather: Fine, Rail Position: +12m

Section	Overall	1200m	1000m	800m	600m	400m	200m
Section Times	1:27.13 [7] (0:13.50)	1:13.63 [1] (0:11.38)	1:02.25 [1] (0:11.99)	0:50.26 [1] (0:12.28)	0:37.98 [2] (0:12.29)	0:25.69 [2] (0:12.24)	0:13.45 [3] (0:13.45)
Average Speed [km/h]	53.3	63.5	60.5	59.8	59.7	58.8	53.4
Top Speed [km/h]	67.4	65.3	61.6	61.1	60.2	60.1	57.3
Avg. Dist. to Rail [m]	5.0	1.8	1.9	4.0	2.9	2.8	3.4
Avg. Stride Freq. [Hz]	2.3	2.4	2.3	2.3	2.3	2.3	2.2
Avg. Stride Length [m]	6.5	7.5	7.3	7.4	7.1	7.0	6.6



- [] Ranking at each section and finish
- .-.- No data available at this section
- NA No data available



Horse/Jockey Name	Half Crown
Final Rank	8
Fastest Section Time (Section)	0:11.27 (1200m)
Top Speed [km/h] (Section)	67.0 (1200m)
Race State	Finished



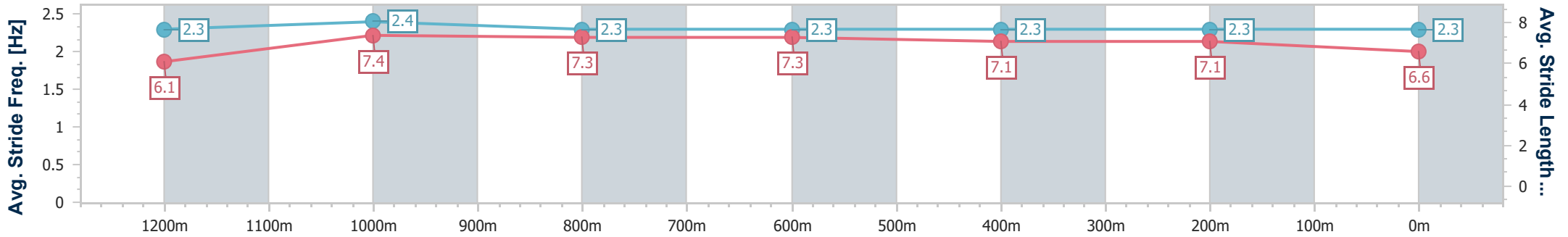
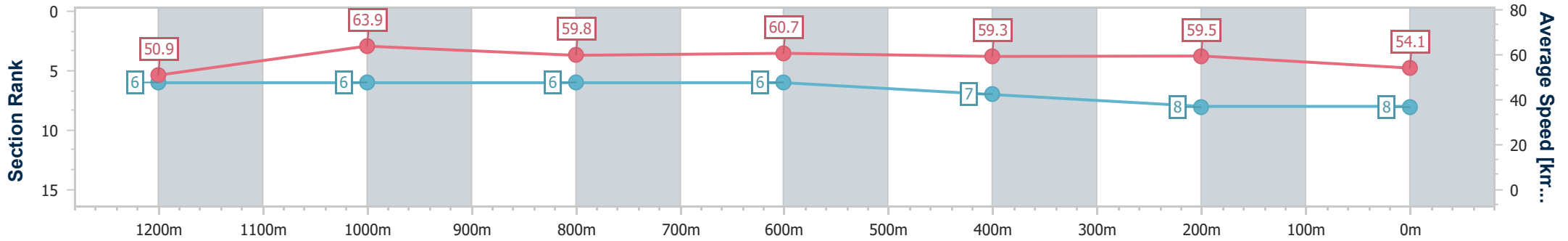
Sunshine Coast QLD Professional
Race 7: LANDSBOROUGH PUB BENCHMARK 70 Handicap - 1400m



26 May 2024 - 16:31

Track Rating: Soft 6, Weather: Fine, Rail Position: +12m

Section	Overall	1200m	1000m	800m	600m	400m	200m
Section Times	1:27.26 [8] (0:14.18)	1:13.08 [6] (0:11.27)	1:01.81 [6] (0:12.03)	0:49.78 [6] (0:12.01)	0:37.77 [6] (0:12.37)	0:25.40 [7] (0:12.12)	0:13.28 [8] (0:13.28)
Average Speed [km/h]	50.9	63.9	59.8	60.7	59.3	59.5	54.1
Top Speed [km/h]	66.9	67.0	60.9	61.4	60.7	60.4	58.5
Avg. Dist. to Rail [m]	4.8	1.3	0.4	2.3	3.1	2.7	2.6
Avg. Stride Freq. [Hz]	2.3	2.4	2.3	2.3	2.3	2.3	2.3
Avg. Stride Length [m]	6.1	7.4	7.3	7.3	7.1	7.1	6.6



- [] Ranking at each section and finish
- .-.- No data available at this section
- NA No data available



Horse/Jockey Name	Collay's Spirit
Final Rank	9
Fastest Section Time (Section)	0:11.35 (1200m)
Top Speed [km/h] (Section)	65.3 (1200m)
Race State	Finished



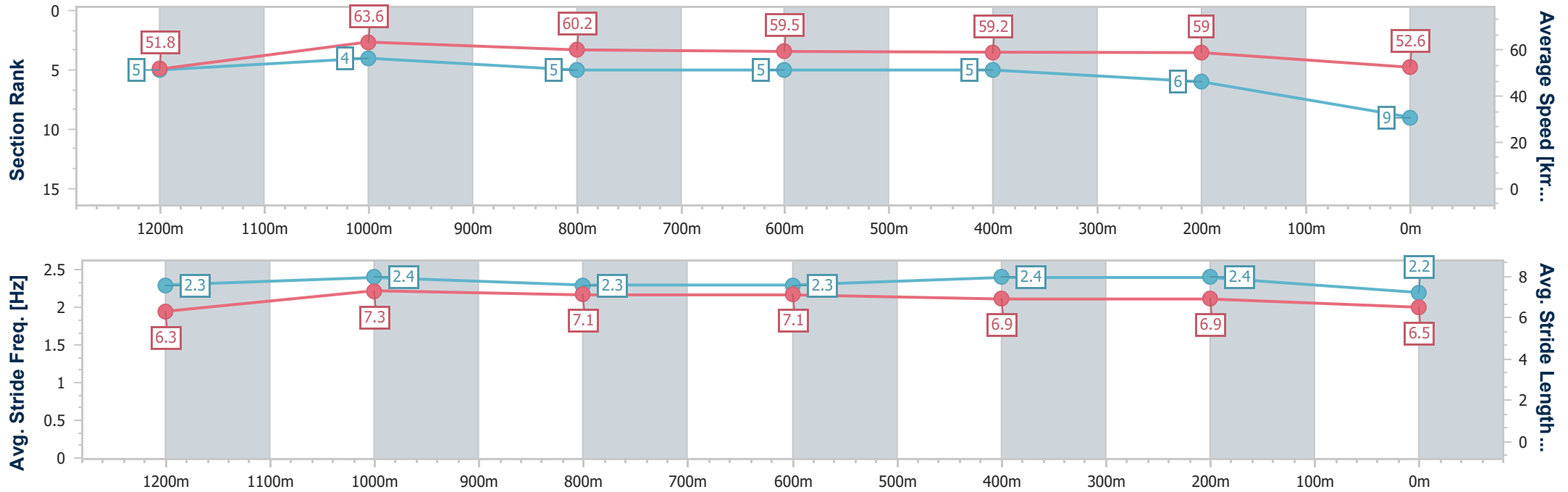
Sunshine Coast QLD Professional
Race 7: LANDBOROUGH PUB BENCHMARK 70 Handicap - 1400m



26 May 2024 - 16:31

Track Rating: Soft 6, Weather: Fine, Rail Position: +12m

Section	Overall	1200m	1000m	800m	600m	400m	200m
Section Times	1:27.55 [9] (0:13.87)	1:13.68 [5] (0:11.35)	1:02.33 [4] (0:12.03)	0:50.30 [5] (0:12.21)	0:38.09 [5] (0:12.19)	0:25.90 [5] (0:12.20)	0:13.70 [6] (0:13.70)
Average Speed [km/h]	51.8	63.6	60.2	59.5	59.2	59.0	52.6
Top Speed [km/h]	64.8	65.3	60.8	60.4	59.9	61.1	56.1
Avg. Dist. to Rail [m]	4.2	2.5	2.4	1.9	0.6	2.1	1.6
Avg. Stride Freq. [Hz]	2.3	2.4	2.3	2.3	2.4	2.4	2.2
Avg. Stride Length [m]	6.3	7.3	7.1	7.1	6.9	6.9	6.5





Horse/Jockey Name	Hang Five
Final Rank	10
Fastest Section Time (Section)	0:11.39 (1200m)
Top Speed [km/h] (Section)	64.5 (1200m)
Race State	Finished



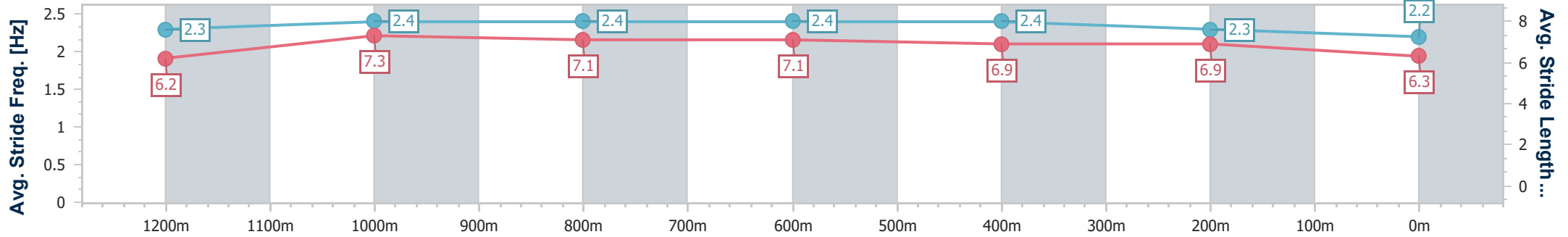
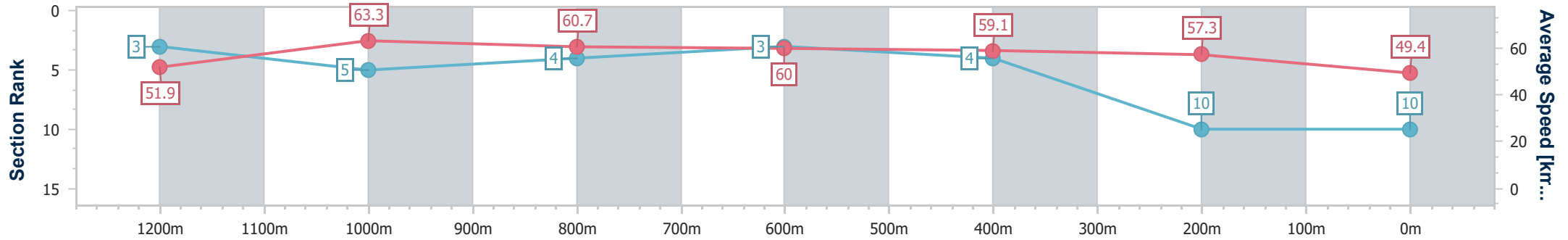
Sunshine Coast QLD Professional
Race 7: LANDSBOROUGH PUB BENCHMARK 70 Handicap - 1400m



26 May 2024 - 16:31

Track Rating: Soft 6, Weather: Fine, Rail Position: +12m

Section	Overall	1200m	1000m	800m	600m	400m	200m
Section Times	1:28.71 [10] (0:13.85)	1:14.86 [3] (0:11.39)	1:03.47 [5] (0:11.93)	0:51.54 [4] (0:12.11)	0:39.43 [3] (0:12.31)	0:27.12 [4] (0:12.55)	0:14.57 [10] (0:14.57)
Average Speed [km/h]	51.9	63.3	60.7	60.0	59.1	57.3	49.4
Top Speed [km/h]	64.5	64.5	62.3	61.0	60.0	59.2	54.6
Avg. Dist. to Rail [m]	8.1	3.2	1.9	1.6	2.0	3.6	1.2
Avg. Stride Freq. [Hz]	2.3	2.4	2.4	2.4	2.4	2.3	2.2
Avg. Stride Length [m]	6.2	7.3	7.1	7.1	6.9	6.9	6.3



- [] Ranking at each section and finish
- .-.- No data available at this section
- NA No data available



Sunshine Coast QLD Professional

Race 8: COTTON TREE STEAKS Class 1 Handicap - 1200m



26 May 2024 - 17:05

Track Rating: Soft 6, Weather: Fine, Rail Position: +12m

Section		Field Times											Last 600m	
		Overall	1000m	800m	600m	400m	200m						0:36.41	
		1:13.77 (0:13.56)	1:00.21 (0:11.65)	0:48.56 (0:12.15)	0:36.41 (0:12.23)	0:24.18 (0:11.68)	0:12.50 (0:12.50)							
Rank	TAB	Horse/Jockey	Barrier	Top Speed [km/h]	Fastest Section								Margin	Distance Travelled [m]
1	4	GALACTIC LEGEND Cody Collis	5	64.6	0:11.63	1:13.77 [1] (0:14.18)	0:59.59 [6] (0:11.63)	0:47.96 [5] (0:12.02)	0:35.94 [5] (0:12.21)	0:23.73 [5] (0:11.66)	0:12.07 [5] (0:12.07)	1:13.77	0:35.94	
2	9	FLEUR DE VIE Jake Bayliss	8	64.7	0:11.65	1:13.78 [2] (0:13.56)	1:00.22 [1] (0:11.65)	0:48.57 [1] (0:12.15)	0:36.42 [1] (0:12.23)	0:24.19 [1] (0:11.68)	0:12.51 [1] (0:12.51)	0.1L	0:36.42	+5
3	7	MALARINA Jag Guthmann-Chester	10	64.2	0:11.43	1:13.82 [3] (0:14.22)	0:59.60 [7] (0:11.65)	0:47.95 [7] (0:12.22)	0:35.73 [7] (0:12.09)	0:23.64 [7] (0:11.43)	0:12.21 [3] (0:12.21)	0.3L	0:35.73	+7
4	2	RICH AGAIN Kyle Wilson-Taylor	6	65.2	0:11.59	1:13.91 [4] (0:14.56)	0:59.35 [9] (0:11.62)	0:47.73 [8] (0:12.07)	0:35.66 [8] (0:12.12)	0:23.54 [8] (0:11.59)	0:11.95 [8] (0:11.95)	0.7L	0:35.66	+1
5	6	BOOMING LAD Justin Huxtable	1	65.2	0:11.54	1:13.94 [5] (0:13.95)	0:59.99 [4] (0:11.54)	0:48.45 [3] (0:12.17)	0:36.28 [3] (0:12.20)	0:24.08 [3] (0:11.74)	0:12.34 [2] (0:12.34)	0.9L	0:36.28	+7
6	3	WHISKEY AND BEER Micheal Hellyer	4	63.3	0:11.52	1:14.10 [6] (0:14.14)	0:59.96 [5] (0:11.69)	0:48.27 [6] (0:12.07)	0:36.20 [6] (0:12.24)	0:23.96 [6] (0:11.52)	0:12.44 [4] (0:12.44)	1.7L	0:36.20	+0
7	10	CROWN GUINEA Michael Rodd	18	63.9	0:11.62	1:15.16 [7] (0:14.55)	1:00.61 [8] (0:11.69)	0:48.92 [9] (0:12.06)	0:36.86 [9] (0:12.16)	0:24.70 [9] (0:11.62)	0:13.08 [9] (0:13.08)	8L	0:36.86	+6
8	12	SON OF SATONO Trudy Thornton	9	64.3	0:11.65	1:15.28 [8] (0:13.73)	1:01.55 [2] (0:11.65)	0:49.90 [2] (0:12.14)	0:37.76 [2] (0:12.30)	0:25.46 [2] (0:12.10)	0:13.36 [6] (0:13.36)	8.5L	0:37.76	+4
9	11	PLANNED ENCOUNTER Dale Smith	12	62.9	0:11.69	1:15.43 [9] (0:14.83)	1:00.60 [10] (0:11.69)	0:48.91 [10] (0:12.10)	0:36.81 [10] (0:12.32)	0:24.49 [10] (0:11.93)	0:12.56 [10] (0:12.56)	9.3L	0:36.81	+2
10	8	COURT WHISPERS Robbie Dolan	11	64.5	0:11.76	1:15.77 [10] (0:13.78)	1:01.99 [3] (0:11.76)	0:50.23 [4] (0:12.24)	0:37.99 [4] (0:12.15)	0:25.84 [4] (0:11.99)	0:13.85 [6] (0:13.85)	11.3L	0:37.99	+8

Scratched: Swanic Boom (#16), Saturday Glory (#18), Notacluehoworwho (#1), New Maher (#5), Storm Force Ten (#13), Doona (#14), Mighty Judd (#15), Daunting Lady (#17)



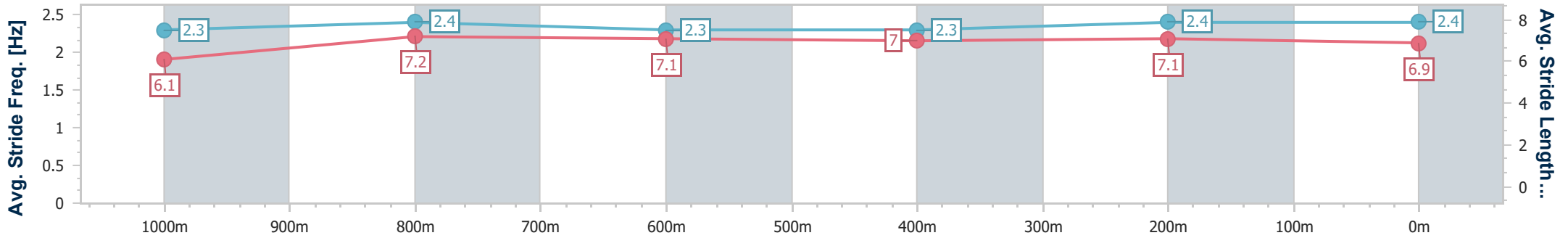
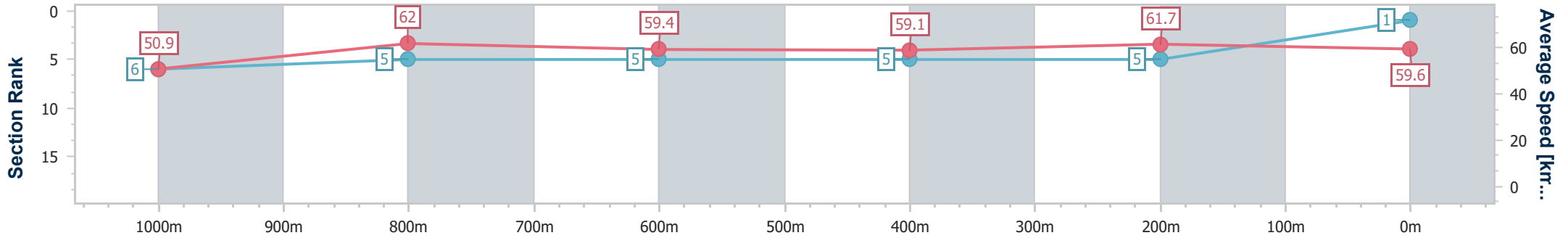
Horse/Jockey Name	Galactic Legend
Final Rank	1
Fastest Section Time (Section)	0:11.63 (1000m)
Top Speed [km/h] (Section)	64.6 (Overall)
Race State	Finished



Sunshine Coast QLD Professional
 Race 8: COTTON TREE STEAKS Class 1 Handicap - 1200m
 26 May 2024 - 17:05
 Track Rating: Soft 6, Weather: Fine, Rail Position: +12m



Section	Overall	1000m	800m	600m	400m	200m
Section Times	1:13.77 [1] (0:14.18)	0:59.59 [6] (0:11.63)	0:47.96 [5] (0:12.02)	0:35.94 [5] (0:12.21)	0:23.73 [5] (0:11.66)	0:12.07 [5]
Average Speed [km/h]	50.9	62.0	59.4	59.1	61.7	59.6
Top Speed [km/h]	64.6	64.0	60.4	59.8	62.8	62.2
Avg. Dist. to Rail [m]	3.2	1.5	1.2	0.5	0.8	2.5
Avg. Stride Freq. [Hz]	2.3	2.4	2.3	2.3	2.4	2.4
Avg. Stride Length [m]	6.1	7.2	7.1	7.0	7.1	6.9



- [] Ranking at each section and finish
- .-.- No data available at this section
- NA No data available



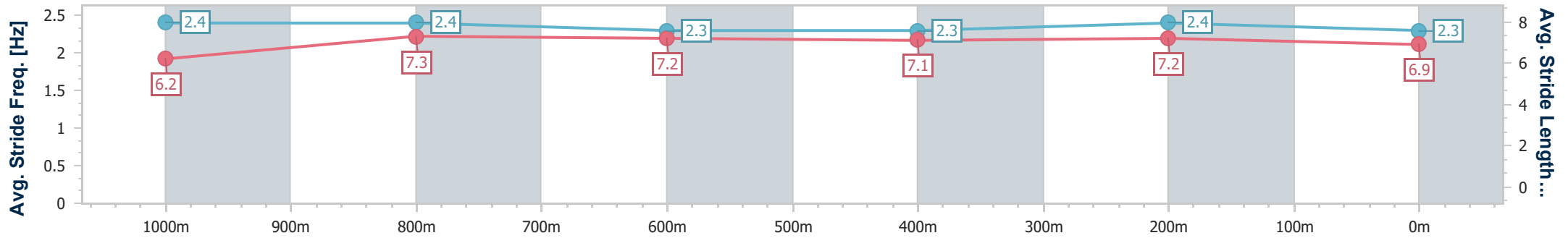
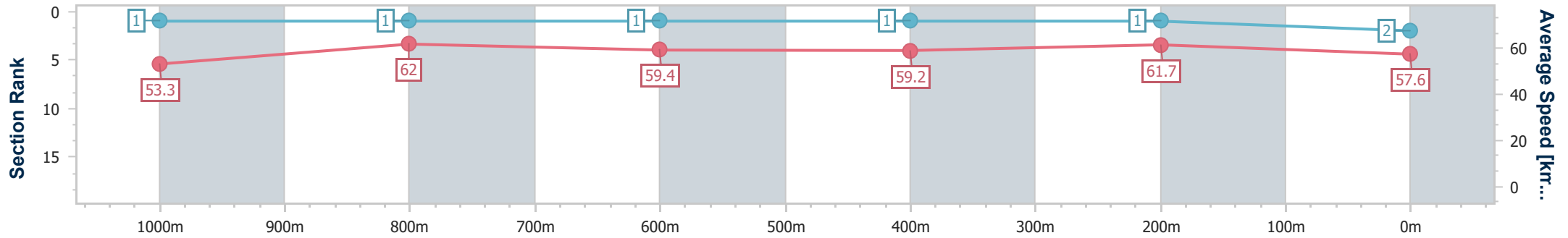
Horse/Jockey Name	Fleur De Vie
Final Rank	2
Fastest Section Time (Section)	0:11.65 (1000m)
Top Speed [km/h] (Section)	64.7 (Overall)
Race State	Finished



Sunshine Coast QLD Professional
 Race 8: COTTON TREE STEAKS Class 1 Handicap - 1200m
 26 May 2024 - 17:05
 Track Rating: Soft 6, Weather: Fine, Rail Position: +12m



Section	Overall	1000m	800m	600m	400m	200m
Section Times	1:13.78 [2] (0:13.56)	1:00.22 [1] (0:11.65)	0:48.57 [1] (0:12.15)	0:36.42 [1] (0:12.23)	0:24.19 [1] (0:11.68)	0:12.51 [1] (0:12.51)
Average Speed [km/h]	53.3	62.0	59.4	59.2	61.7	57.6
Top Speed [km/h]	64.7	63.8	60.7	60.6	62.8	60.1
Avg. Dist. to Rail [m]	4.0	2.0	0.5	1.2	0.5	0.7
Avg. Stride Freq. [Hz]	2.4	2.4	2.3	2.3	2.4	2.3
Avg. Stride Length [m]	6.2	7.3	7.2	7.1	7.2	6.9



- [] Ranking at each section and finish
- .-.- No data available at this section
- NA No data available



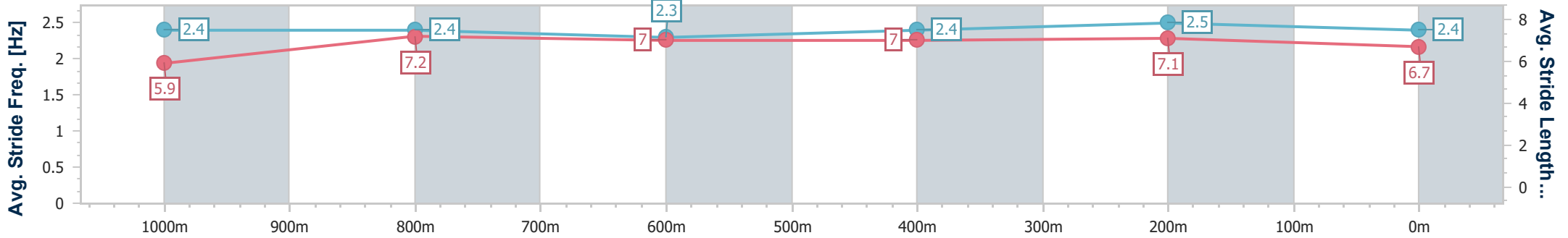
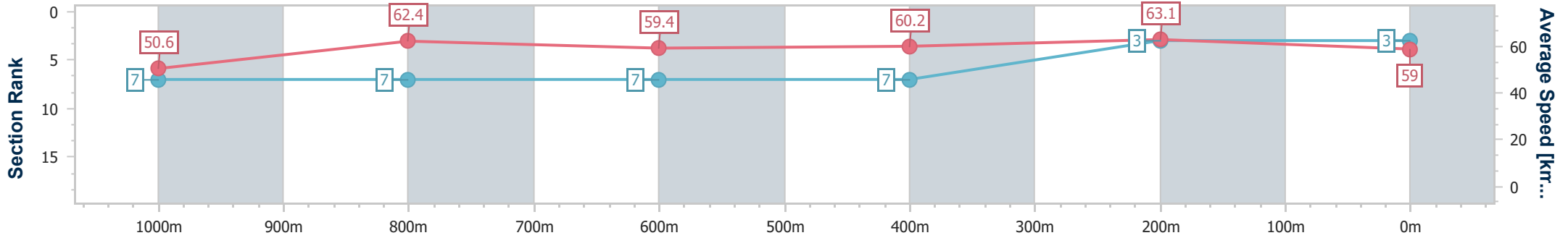
Horse/Jockey Name	Malarina
Final Rank	3
Fastest Section Time (Section)	0:11.43 (400m)
Top Speed [km/h] (Section)	64.2 (1000m)
Race State	Finished



Sunshine Coast QLD Professional
 Race 8: COTTON TREE STEAKS Class 1 Handicap - 1200m
 26 May 2024 - 17:05
 Track Rating: Soft 6, Weather: Fine, Rail Position: +12m



Section	Overall	1000m	800m	600m	400m	200m
Section Times	1:13.82 [3] (0:14.22)	0:59.60 [7] (0:11.65)	0:47.95 [7] (0:12.22)	0:35.73 [7] (0:12.09)	0:23.64 [7] (0:11.43)	0:12.21 [3] (0:12.21)
Average Speed [km/h]	50.6	62.4	59.4	60.2	63.1	59.0
Top Speed [km/h]	64.1	64.2	61.0	62.5	63.9	62.5
Avg. Dist. to Rail [m]	5.0	2.1	1.9	1.8	3.1	3.1
Avg. Stride Freq. [Hz]	2.4	2.4	2.3	2.4	2.5	2.4
Avg. Stride Length [m]	5.9	7.2	7.0	7.0	7.1	6.7



- [] Ranking at each section and finish
- .-.- No data available at this section
- NA No data available



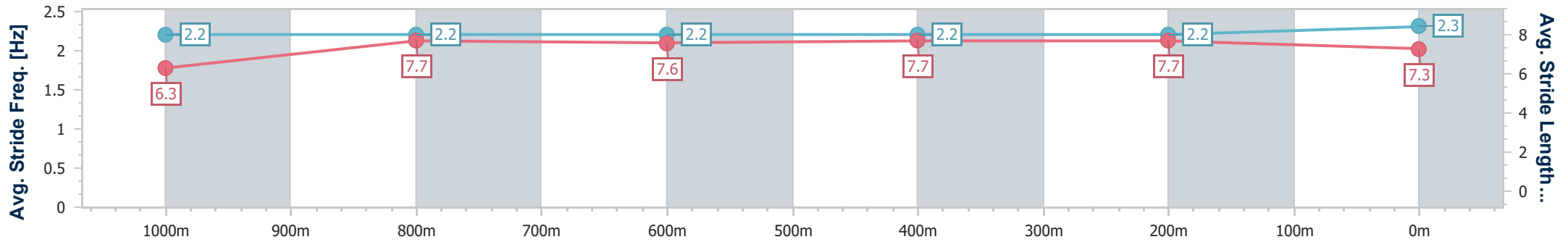
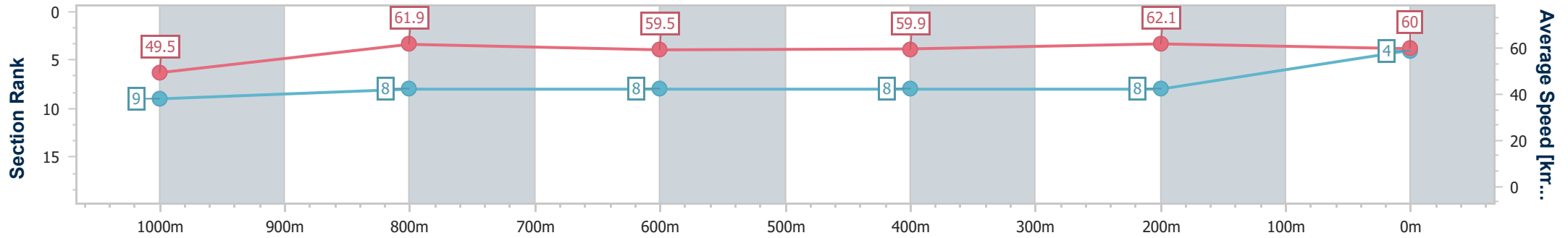
Horse/Jockey Name	Rich Again
Final Rank	4
Fastest Section Time (Section)	0:11.59 (400m)
Top Speed [km/h] (Section)	65.2 (Overall)
Race State	Finished



Sunshine Coast QLD Professional
 Race 8: COTTON TREE STEAKS Class 1 Handicap - 1200m
 26 May 2024 - 17:05
 Track Rating: Soft 6, Weather: Fine, Rail Position: +12m



Section	Overall	1000m	800m	600m	400m	200m
Section Times	1:13.91 [4] (0:14.56)	0:59.35 [9] (0:11.62)	0:47.73 [8] (0:12.07)	0:35.66 [8] (0:12.12)	0:23.54 [8] (0:11.59)	0:11.95 [8]
Average Speed [km/h]	49.5	61.9	59.5	59.9	62.1	60.0
Top Speed [km/h]	65.2	63.6	61.2	62.1	62.9	62.5
Avg. Dist. to Rail [m]	1.7	0.3	0.5	1.3	1.5	3.0
Avg. Stride Freq. [Hz]	2.2	2.2	2.2	2.2	2.2	2.3
Avg. Stride Length [m]	6.3	7.7	7.6	7.7	7.7	7.3



- [] Ranking at each section and finish
- .-.- No data available at this section
- NA No data available



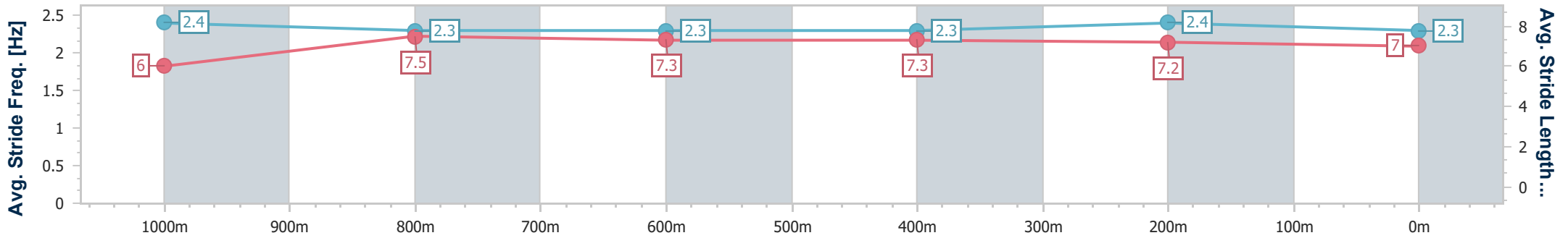
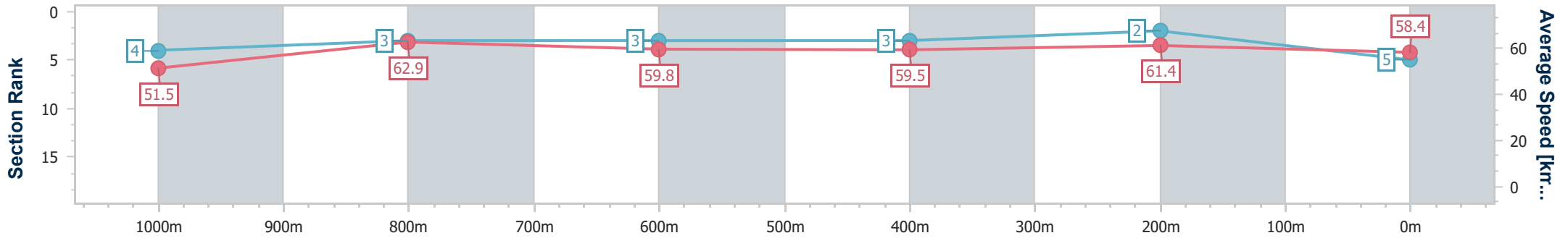
Horse/Jockey Name	Booming Lad
Final Rank	5
Fastest Section Time (Section)	0:11.54 (1000m)
Top Speed [km/h] (Section)	65.2 (1000m)
Race State	Finished



Sunshine Coast QLD Professional
 Race 8: COTTON TREE STEAKS Class 1 Handicap - 1200m
 26 May 2024 - 17:05
 Track Rating: Soft 6, Weather: Fine, Rail Position: +12m



Section	Overall	1000m	800m	600m	400m	200m
Section Times	1:13.94 [5] (0:13.95)	0:59.99 [4] (0:11.54)	0:48.45 [3] (0:12.17)	0:36.28 [3] (0:12.20)	0:24.08 [3] (0:11.74)	0:12.34 [2] (0:12.34)
Average Speed [km/h]	51.5	62.9	59.8	59.5	61.4	58.4
Top Speed [km/h]	65.2	65.2	60.8	60.8	62.5	61.5
Avg. Dist. to Rail [m]	2.1	2.4	1.7	1.5	1.0	0.6
Avg. Stride Freq. [Hz]	2.4	2.3	2.3	2.3	2.4	2.3
Avg. Stride Length [m]	6.0	7.5	7.3	7.3	7.2	7.0



- [] Ranking at each section and finish
- .-.- No data available at this section
- NA No data available



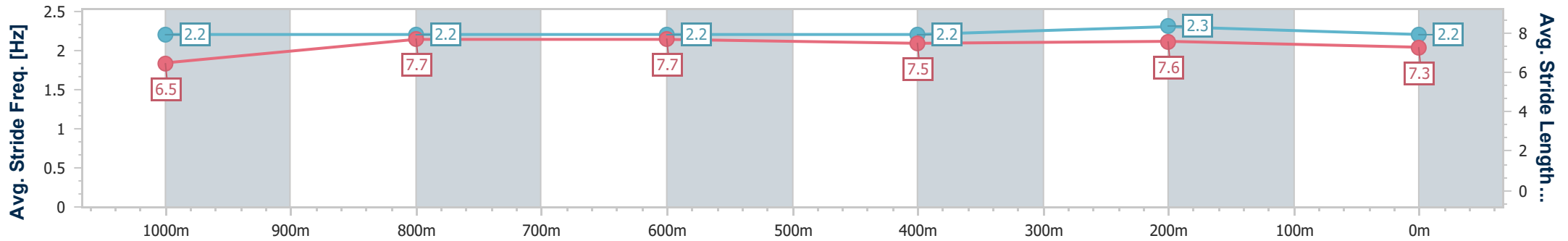
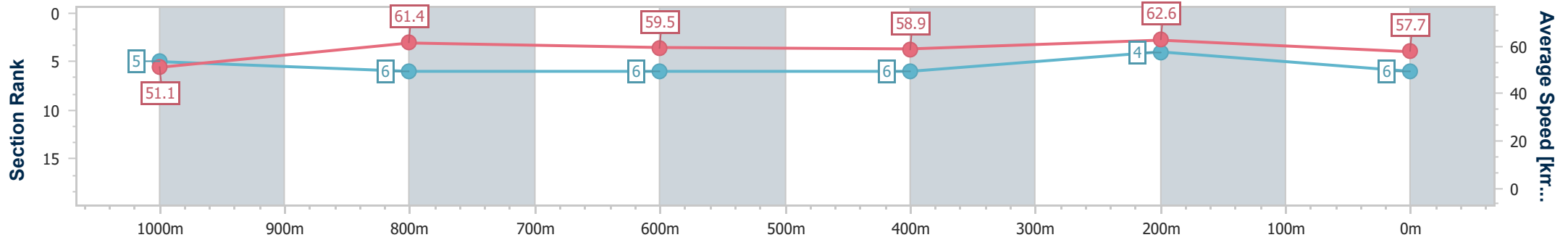
Horse/Jockey Name	Whiskey And Beer
Final Rank	6
Fastest Section Time (Section)	0:11.52 (400m)
Top Speed [km/h] (Section)	63.3 (1000m)
Race State	Finished



Sunshine Coast QLD Professional
 Race 8: COTTON TREE STEAKS Class 1 Handicap - 1200m
 26 May 2024 - 17:05
 Track Rating: Soft 6, Weather: Fine, Rail Position: +12m



Section	Overall	1000m	800m	600m	400m	200m
Section Times	1:14.10 [6] (0:14.14)	0:59.96 [5] (0:11.69)	0:48.27 [6] (0:12.07)	0:36.20 [6] (0:12.24)	0:23.96 [6] (0:11.52)	0:12.44 [4] (0:12.44)
Average Speed [km/h]	51.1	61.4	59.5	58.9	62.6	57.7
Top Speed [km/h]	63.2	63.3	60.5	61.4	63.0	61.8
Avg. Dist. to Rail [m]	0.9	0.5	1.0	0.8	1.1	0.2
Avg. Stride Freq. [Hz]	2.2	2.2	2.2	2.2	2.3	2.2
Avg. Stride Length [m]	6.5	7.7	7.7	7.5	7.6	7.3



- [] Ranking at each section and finish
- .-.- No data available at this section
- NA No data available



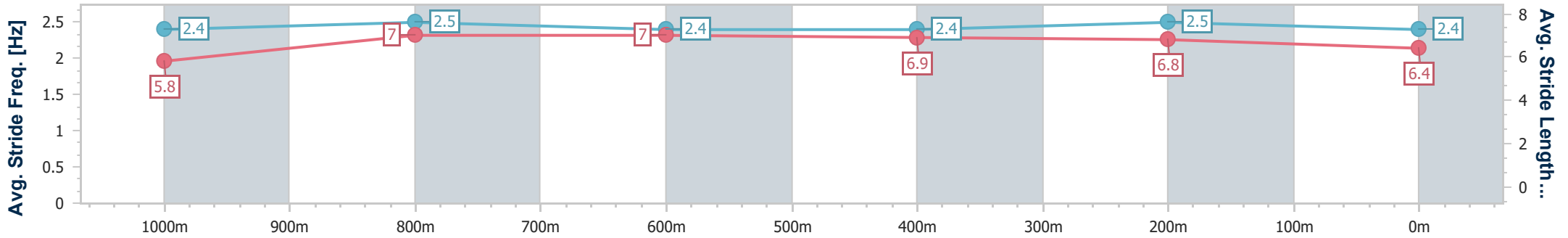
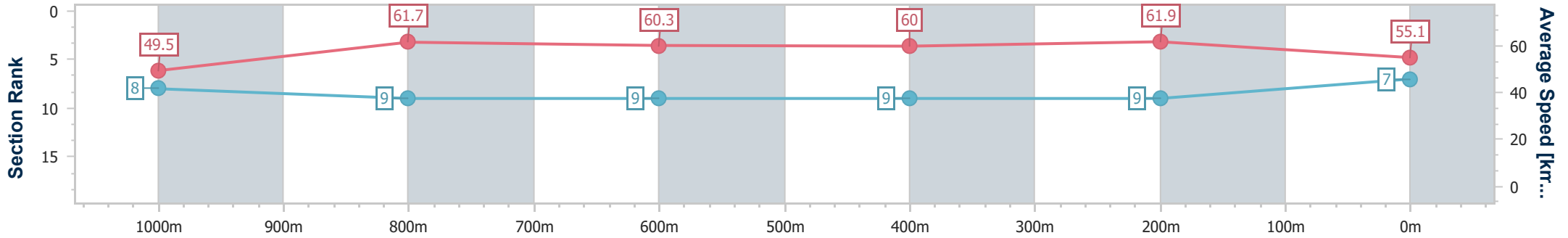
Horse/Jockey Name	Crown Guinea
Final Rank	7
Fastest Section Time (Section)	0:11.62 (400m)
Top Speed [km/h] (Section)	63.9 (400m)
Race State	Finished



Sunshine Coast QLD Professional
 Race 8: COTTON TREE STEAKS Class 1 Handicap - 1200m
 26 May 2024 - 17:05
 Track Rating: Soft 6, Weather: Fine, Rail Position: +12m



Section	Overall	1000m	800m	600m	400m	200m
Section Times	1:15.16 [7] (0:14.55)	1:00.61 [8] (0:11.69)	0:48.92 [9] (0:12.06)	0:36.86 [9] (0:12.16)	0:24.70 [9] (0:11.62)	0:13.08 [9] (0:13.08)
Average Speed [km/h]	49.5	61.7	60.3	60.0	61.9	55.1
Top Speed [km/h]	63.9	63.6	61.5	62.3	63.9	59.4
Avg. Dist. to Rail [m]	6.5	1.5	1.2	2.6	4.0	4.8
Avg. Stride Freq. [Hz]	2.4	2.5	2.4	2.4	2.5	2.4
Avg. Stride Length [m]	5.8	7.0	7.0	6.9	6.8	6.4



- [] Ranking at each section and finish
- .-.- No data available at this section
- NA No data available



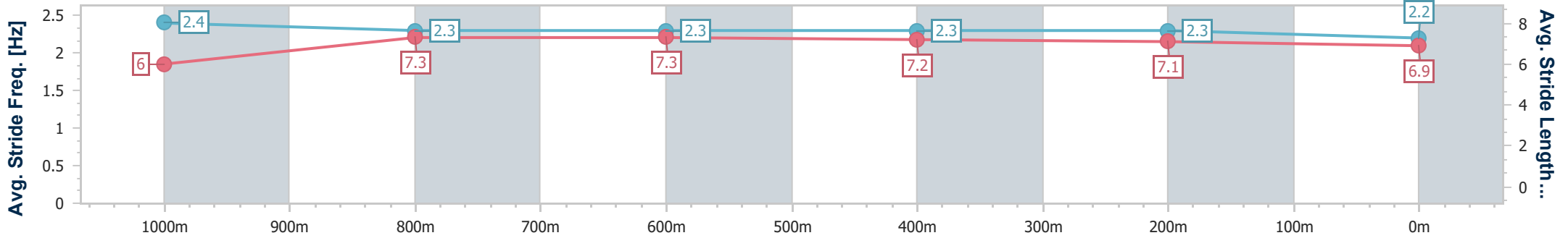
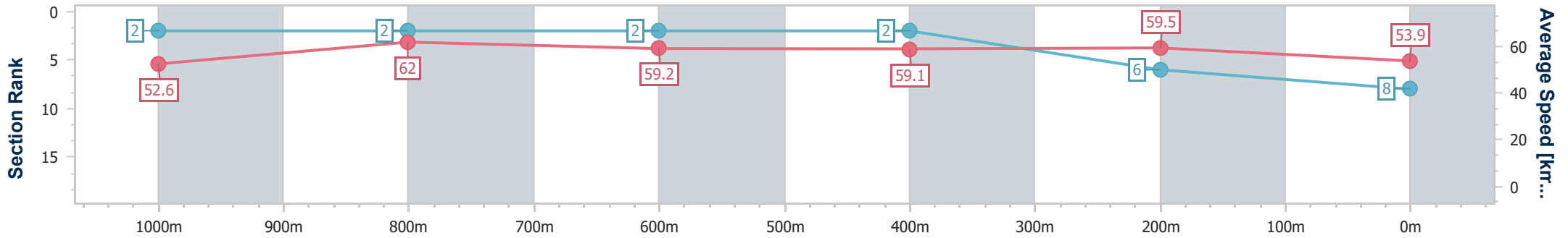
Horse/Jockey Name	Son Of Satono
Final Rank	8
Fastest Section Time (Section)	0:11.65 (1000m)
Top Speed [km/h] (Section)	64.3 (Overall)
Race State	Finished



Sunshine Coast QLD Professional
 Race 8: COTTON TREE STEAKS Class 1 Handicap - 1200m
 26 May 2024 - 17:05
 Track Rating: Soft 6, Weather: Fine, Rail Position: +12m



Section	Overall	1000m	800m	600m	400m	200m
Section Times	1:15.28 [8] (0:13.73)	1:01.55 [2] (0:11.65)	0:49.90 [2] (0:12.14)	0:37.76 [2] (0:12.30)	0:25.46 [2] (0:12.10)	0:13.36 [6] (0:13.36)
Average Speed [km/h]	52.6	62.0	59.2	59.1	59.5	53.9
Top Speed [km/h]	64.3	64.2	60.5	59.9	61.7	57.5
Avg. Dist. to Rail [m]	4.5	1.3	0.5	1.7	2.6	1.8
Avg. Stride Freq. [Hz]	2.4	2.3	2.3	2.3	2.3	2.2
Avg. Stride Length [m]	6.0	7.3	7.3	7.2	7.1	6.9



- [] Ranking at each section and finish
- .-.- No data available at this section
- NA No data available



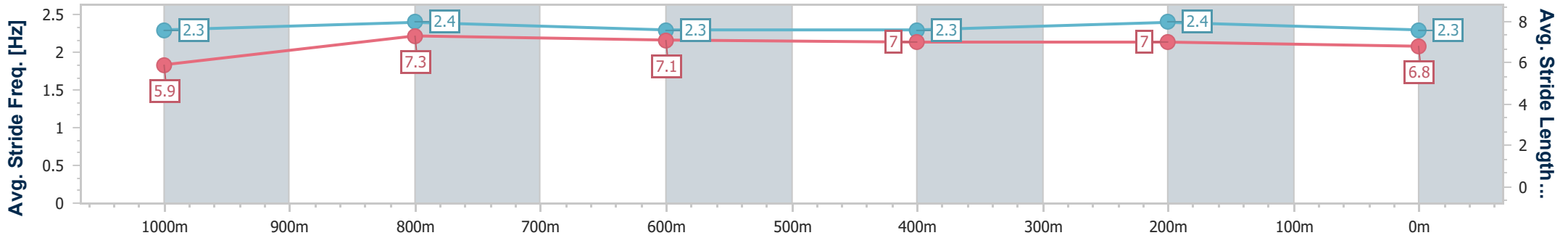
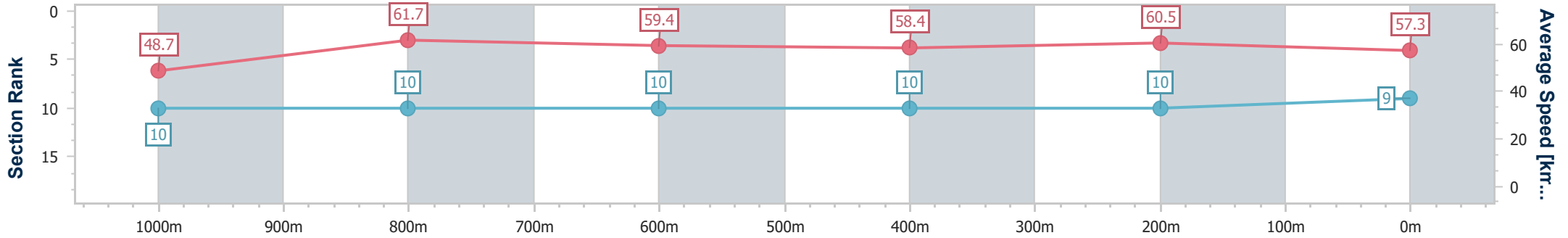
Horse/Jockey Name	Planned Encounter
Final Rank	9
Fastest Section Time (Section)	0:11.69 (1000m)
Top Speed [km/h] (Section)	62.9 (1000m)
Race State	Finished



Sunshine Coast QLD Professional
 Race 8: COTTON TREE STEAKS Class 1 Handicap - 1200m
 26 May 2024 - 17:05
 Track Rating: Soft 6, Weather: Fine, Rail Position: +12m



Section	Overall	1000m	800m	600m	400m	200m
Section Times	1:15.43 [9] (0:14.83)	1:00.60 [10] (0:11.69)	0:48.91 [10] (0:12.10)	0:36.81 [10] (0:12.32)	0:24.49 [10] (0:11.93)	0:12.56 [10] (0:12.56)
Average Speed [km/h]	48.7	61.7	59.4	58.4	60.5	57.3
Top Speed [km/h]	62.1	62.9	60.2	59.7	61.2	60.2
Avg. Dist. to Rail [m]	5.7	1.1	0.3	0.4	1.6	0.6
Avg. Stride Freq. [Hz]	2.3	2.4	2.3	2.3	2.4	2.3
Avg. Stride Length [m]	5.9	7.3	7.1	7.0	7.0	6.8



- [] Ranking at each section and finish
- .-.- No data available at this section
- NA No data available



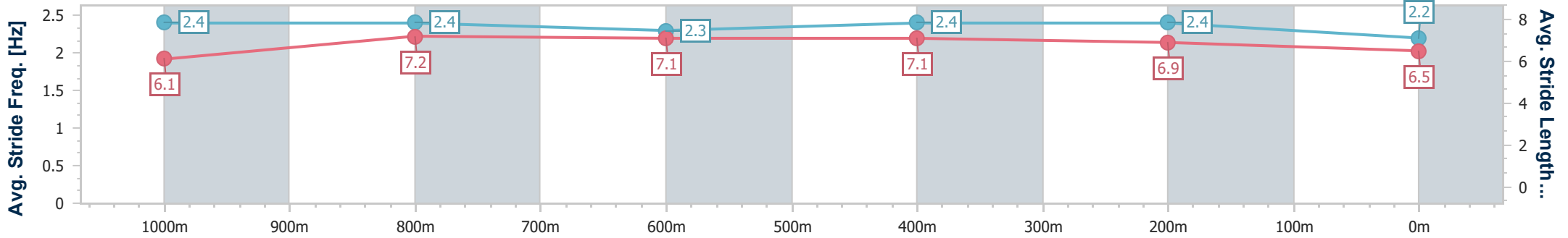
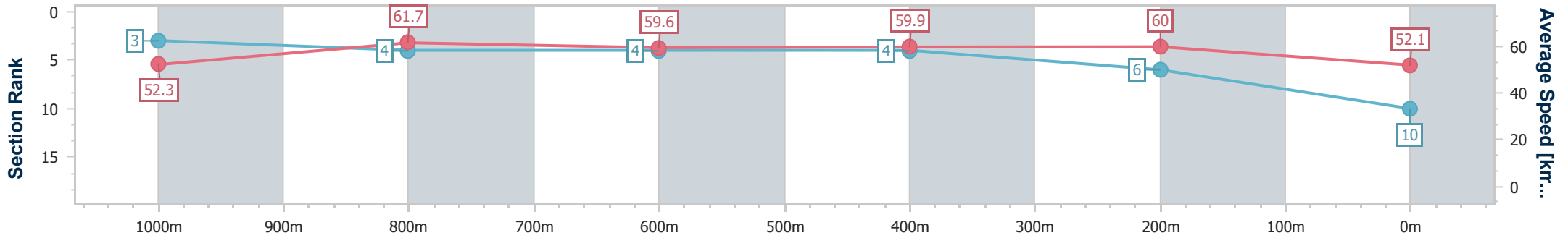
Horse/Jockey Name	Court Whispers
Final Rank	10
Fastest Section Time (Section)	0:11.76 (1000m)
Top Speed [km/h] (Section)	64.5 (Overall)
Race State	Finished



Sunshine Coast QLD Professional
 Race 8: COTTON TREE STEAKS Class 1 Handicap - 1200m
 26 May 2024 - 17:05
 Track Rating: Soft 6, Weather: Fine, Rail Position: +12m



Section	Overall	1000m	800m	600m	400m	200m
Section Times	1:15.77 [10] (0:13.78)	1:01.99 [3] (0:11.76)	0:50.23 [4] (0:12.24)	0:37.99 [4] (0:12.15)	0:25.84 [4] (0:11.99)	0:13.85 [6] (0:13.85)
Average Speed [km/h]	52.3	61.7	59.6	59.9	60.0	52.1
Top Speed [km/h]	64.5	63.1	60.8	61.3	61.5	58.4
Avg. Dist. to Rail [m]	7.4	3.4	2.2	2.1	2.5	2.2
Avg. Stride Freq. [Hz]	2.4	2.4	2.3	2.4	2.4	2.2
Avg. Stride Length [m]	6.1	7.2	7.1	7.1	6.9	6.5



- [] Ranking at each section and finish
- .-.- No data available at this section
- NA No data available