



Townsville QLD Professional

Race 8: LADBROKE IT! OPEN Handicap - 1200m



25 May 2024 - 16:47

Track Rating: Good 4, Weather: , Rail Position: +6.5m 1000m-W/P; +3m Rem

Section		Overall	1000m	800m	600m	400m	200m	Last 600m					
Field Times		1:09.56 (0:13.59)	0:55.97 (0:10.72)	0:45.25 (0:10.74)	0:34.51 (0:11.17)	0:23.34 (0:11.48)	0:11.86 (0:11.86)	0:34.51					
Rank	TAB Horse/Jockey	Barrier	Top Speed [km/h]	Fastest Section	Margin							Distance Travelled [m]	
1	8 MISSILE THUNDER Nathan Thomas	8	70.2 800m	0:10.65 800m	1:09.56 [1] (0:14.15)	0:55.41 [10] (0:10.74)	0:44.67 [9] (0:10.65)	0:34.02 [9] (0:10.99)	0:23.03 [6] (0:11.30)	0:11.73 [3] (0:11.73)	1:09.56	0:34.02	
2	5 DEMON AWARD Jackson Murphy	9	68.8 1000m	0:10.72 1000m	1:09.86 [2] (0:13.59)	0:56.27 [1] (0:10.72)	0:45.55 [1] (0:10.74)	0:34.81 [1] (0:11.17)	0:23.64 [1] (0:11.48)	0:12.16 [1] (0:12.16)	1.76L	0:34.81	-8
3	1 AHWAHNEECHEE Gabrielle Semmens	2	68.3 800m	0:10.75 1000m	1:09.90 [3] (0:13.67)	0:56.23 [3] (0:10.75)	0:45.48 [3] (0:10.79)	0:34.69 [3] (0:11.26)	0:23.43 [5] (0:11.41)	0:12.02 [4] (0:12.02)	2.02L	0:34.69	-4
4	2 PRIME RULER Jason Taylor	7	68.6 Overall	0:10.77 1000m	1:10.14 [4] (0:13.64)	0:56.50 [2] (0:10.77)	0:45.73 [2] (0:10.80)	0:34.93 [2] (0:11.11)	0:23.82 [2] (0:11.51)	0:12.31 [2] (0:12.31)	3.42L	0:34.93	-1
5	4 BONES Lacey Morrison	1	68.0 800m	0:10.75 800m	1:10.18 [5] (0:13.97)	0:56.21 [6] (0:10.76)	0:45.45 [7] (0:10.75)	0:34.70 [8] (0:11.15)	0:23.55 [9] (0:11.43)	0:12.12 [8] (0:12.12)	3.66L	0:34.70	-4
6	11 GULF OF LION Wanderson D'Avila	11	70.0 800m	0:10.68 800m	1:10.24 [6] (0:14.01)	0:56.23 [7] (0:10.78)	0:45.45 [8] (0:10.68)	0:34.77 [7] (0:11.12)	0:23.65 [8] (0:11.35)	0:12.30 [6] (0:12.30)	4.04L	0:34.77	+5
7	6 ZOUVILLA Graham Kliese	5	68.5 800m	0:10.80 800m	1:10.34 [7] (0:14.02)	0:56.32 [9] (0:11.00)	0:45.32 [10] (0:10.80)	0:34.52 [10] (0:11.05)	0:23.47 [10] (0:11.25)	0:12.22 [9] (0:12.22)	4.62L	0:34.52	+0
8	9 CRYSTAL CHIEF Denicious Smith	6	69.5 600m	0:10.62 800m	1:10.50 [8] (0:13.86)	0:56.64 [4] (0:10.79)	0:45.85 [6] (0:10.62)	0:35.23 [4] (0:11.06)	0:24.17 [3] (0:11.58)	0:12.59 [5] (0:12.59)	5.51L	0:35.23	+5
9	3 ACROBATIC Chelsea Jokic	3	68.6 800m	0:10.66 800m	1:10.56 [9] (0:13.88)	0:56.68 [5] (0:10.74)	0:45.94 [5] (0:10.66)	0:35.28 [5] (0:11.11)	0:24.17 [4] (0:11.55)	0:12.62 [6] (0:12.62)	5.87L	0:35.28	+0
10	7 HIGHER LOVE Rebecca Wilson	12	70.4 1000m	0:10.58 1000m	1:11.53 [10] (0:14.01)	0:57.52 [8] (0:10.58)	0:46.94 [4] (0:10.75)	0:36.19 [6] (0:11.24)	0:24.95 [7] (0:11.83)	0:13.12 [10] (0:13.12)	11.6L	0:36.19	+7

Scratched: Jetski (#10), Dawn Strike (#12)



Horse/Jockey Name	Missile Thunder
Final Rank	1
Fastest Section Time (Section)	0:10.65 (800m)
Top Speed [km/h] (Section)	70.2 (800m)
Race State	Finished

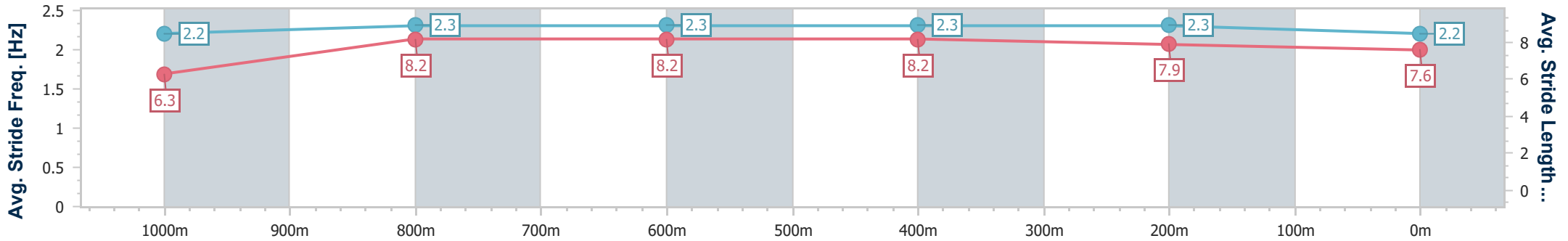
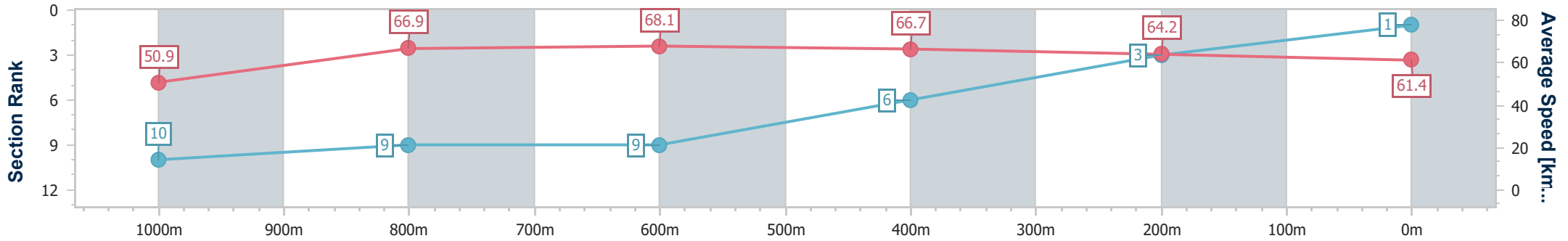


Townsville QLD Professional
Race 8: LADBROKE IT! OPEN Handicap - 1200m



25 May 2024 - 16:47
Track Rating: Good 4, Weather: , Rail Position: +6.5m 1000m-W/P; +3m Rem

Section	Overall	1000m	800m	600m	400m	200m
Section Times	1:09.56 [1] (0:14.15)	0:55.41 [10] (0:10.74)	0:44.67 [9] (0:10.65)	0:34.02 [9] (0:10.99)	0:23.03 [6] (0:11.30)	0:11.73 [3] (0:11.73)
Average Speed [km/h]	50.9	66.9	68.1	66.7	64.2	61.4
Top Speed [km/h]	66.8	68.4	70.2	67.8	65.3	64.2
Avg. Dist. to Rail [m]	6.9	1.2	2.0	3.8	4.9	5.1
Avg. Stride Freq. [Hz]	2.2	2.3	2.3	2.3	2.3	2.2
Avg. Stride Length [m]	6.3	8.2	8.2	8.2	7.9	7.6



- [] Ranking at each section and finish
- .-.- No data available at this section
- NA No data available



Horse/Jockey Name	Demon Award
Final Rank	2
Fastest Section Time (Section)	0:10.72 (1000m)
Top Speed [km/h] (Section)	68.8 (1000m)
Race State	Finished

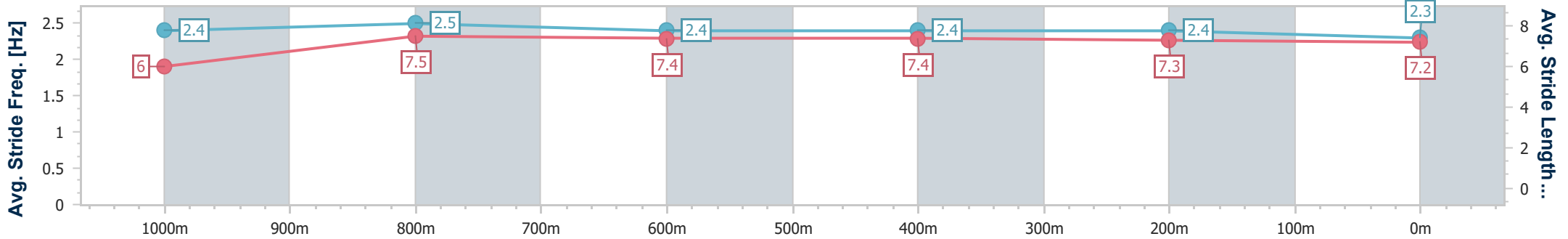
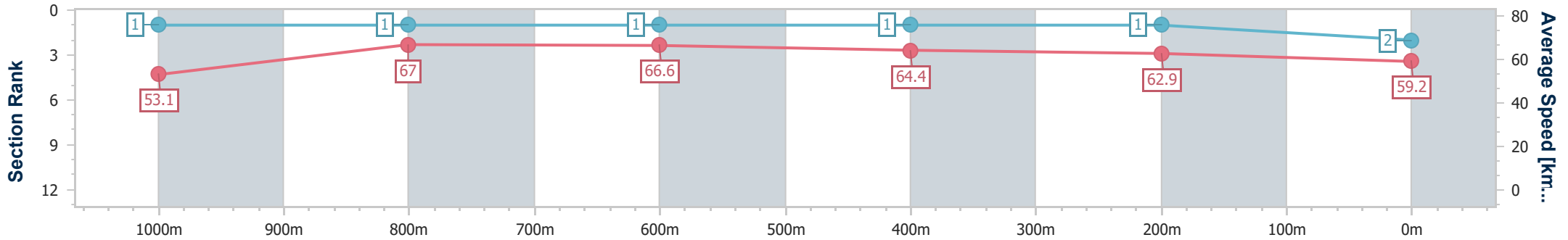


Townsville QLD Professional
Race 8: LADBROKE IT! OPEN Handicap - 1200m



25 May 2024 - 16:47
Track Rating: Good 4, Weather: , Rail Position: +6.5m 1000m-W/P; +3m Rem

Section	Overall	1000m	800m	600m	400m	200m
Section Times	1:09.86 [2] (0:13.59)	0:56.27 [1] (0:10.72)	0:45.55 [1] (0:10.74)	0:34.81 [1] (0:11.17)	0:23.64 [1] (0:11.48)	0:12.16 [1] (0:12.16)
Average Speed [km/h]	53.1	67.0	66.6	64.4	62.9	59.2
Top Speed [km/h]	68.5	68.8	67.8	65.5	64.2	62.0
Avg. Dist. to Rail [m]	7.8	0.7	1.2	0.5	1.4	2.4
Avg. Stride Freq. [Hz]	2.4	2.5	2.4	2.4	2.4	2.3
Avg. Stride Length [m]	6.0	7.5	7.4	7.4	7.3	7.2



- [] Ranking at each section and finish
- .-.- No data available at this section
- NA No data available



Horse/Jockey Name	Ahwahneechee
Final Rank	3
Fastest Section Time (Section)	0:10.75 (1000m)
Top Speed [km/h] (Section)	68.3 (800m)
Race State	Finished

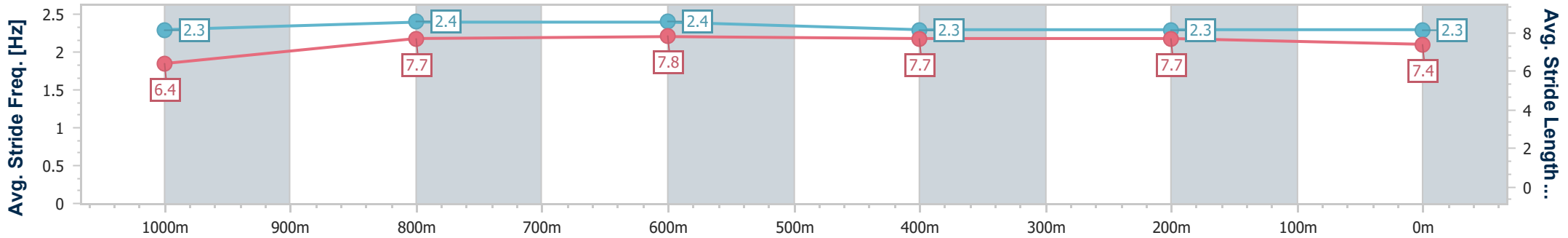
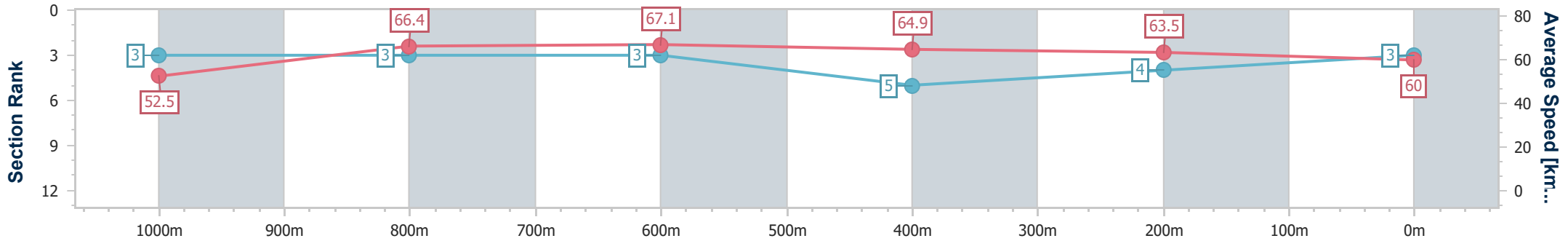


Townsville QLD Professional
Race 8: LADBROKE IT! OPEN Handicap - 1200m



25 May 2024 - 16:47
Track Rating: Good 4, Weather: , Rail Position: +6.5m 1000m-W/P; +3m Rem

Section	Overall	1000m	800m	600m	400m	200m
Section Times	1:09.90 [3] (0:13.67)	0:56.23 [3] (0:10.75)	0:45.48 [3] (0:10.79)	0:34.69 [3] (0:11.26)	0:23.43 [5] (0:11.41)	0:12.02 [4] (0:12.02)
Average Speed [km/h]	52.5	66.4	67.1	64.9	63.5	60.0
Top Speed [km/h]	68.0	67.7	68.3	66.5	65.1	62.2
Avg. Dist. to Rail [m]	3.4	2.0	0.8	2.9	4.6	5.2
Avg. Stride Freq. [Hz]	2.3	2.4	2.4	2.3	2.3	2.3
Avg. Stride Length [m]	6.4	7.7	7.8	7.7	7.7	7.4



- [] Ranking at each section and finish
- .-.- No data available at this section
- NA No data available



Horse/Jockey Name	Prime Ruler
Final Rank	4
Fastest Section Time (Section)	0:10.77 (1000m)
Top Speed [km/h] (Section)	68.6 (Overall)
Race State	Finished

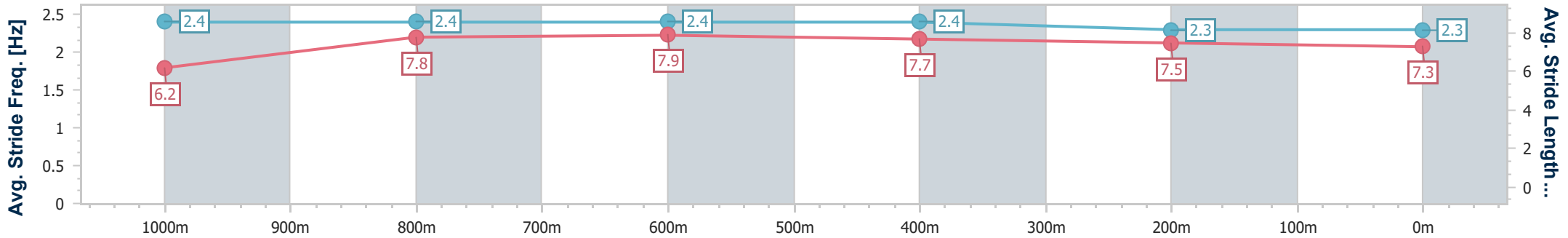
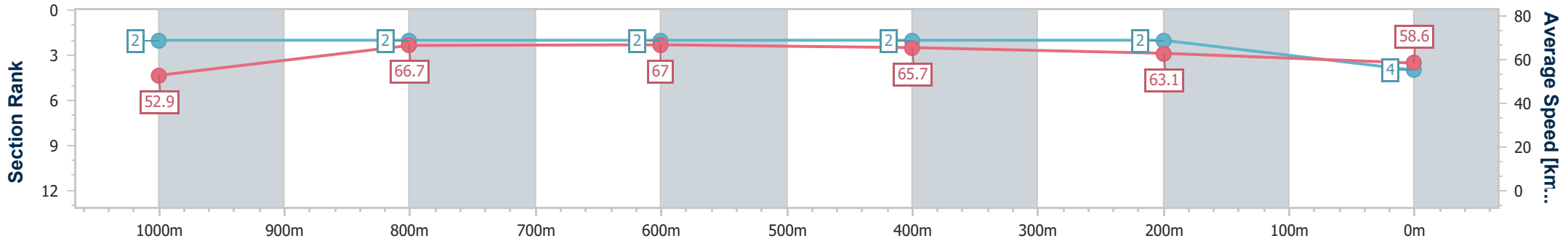


Townsville QLD Professional
Race 8: LADBROKE IT! OPEN Handicap - 1200m



25 May 2024 - 16:47
Track Rating: Good 4, Weather: , Rail Position: +6.5m 1000m-W/P; +3m Rem

Section	Overall	1000m	800m	600m	400m	200m
Section Times	1:10.14 [4] (0:13.64)	0:56.50 [2] (0:10.77)	0:45.73 [2] (0:10.80)	0:34.93 [2] (0:11.11)	0:23.82 [2] (0:11.51)	0:12.31 [2] (0:12.31)
Average Speed [km/h]	52.9	66.7	67.0	65.7	63.1	58.6
Top Speed [km/h]	68.6	68.4	68.4	67.5	64.9	62.6
Avg. Dist. to Rail [m]	6.9	0.8	0.9	2.9	5.1	6.3
Avg. Stride Freq. [Hz]	2.4	2.4	2.4	2.4	2.3	2.3
Avg. Stride Length [m]	6.2	7.8	7.9	7.7	7.5	7.3



- [] Ranking at each section and finish
- .-.- No data available at this section
- NA No data available



Horse/Jockey Name	Bones
Final Rank	5
Fastest Section Time (Section)	0:10.75 (800m)
Top Speed [km/h] (Section)	68.0 (800m)
Race State	Finished

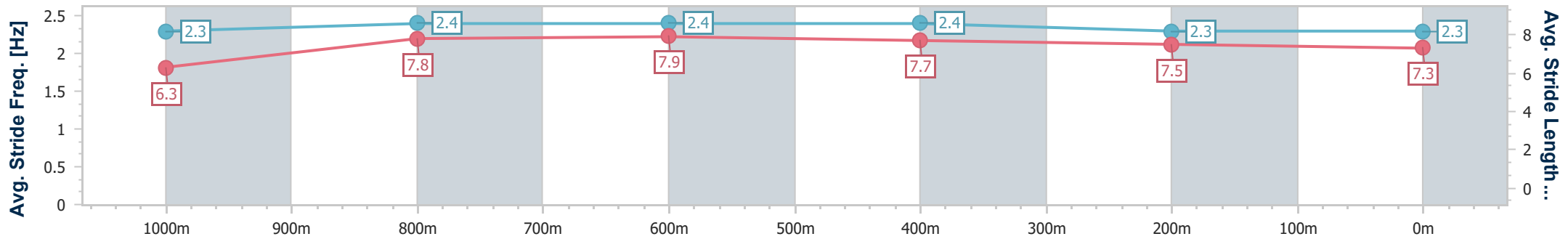
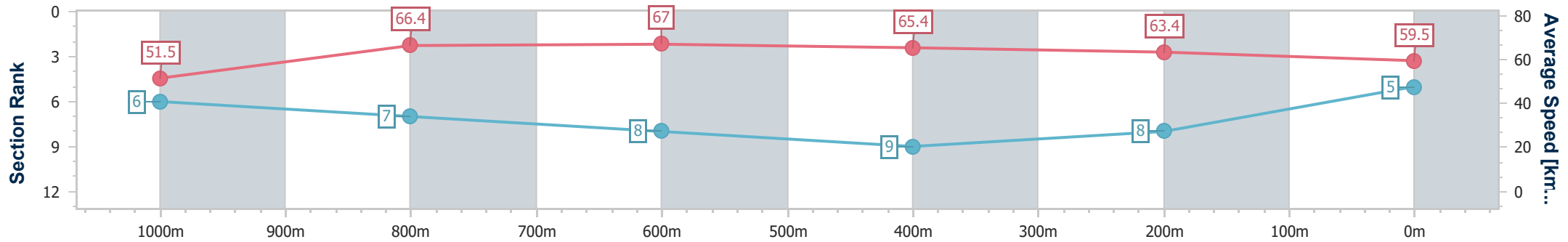


Townsville QLD Professional
Race 8: LADBROKE IT! OPEN Handicap - 1200m



25 May 2024 - 16:47
Track Rating: Good 4, Weather: , Rail Position: +6.5m 1000m-W/P; +3m Rem

Section	Overall	1000m	800m	600m	400m	200m
Section Times	1:10.18 [5] (0:13.97)	0:56.21 [6] (0:10.76)	0:45.45 [7] (0:10.75)	0:34.70 [8] (0:11.15)	0:23.55 [9] (0:11.43)	0:12.12 [8] (0:12.12)
Average Speed [km/h]	51.5	66.4	67.0	65.4	63.4	59.5
Top Speed [km/h]	67.5	67.6	68.0	67.0	64.7	63.3
Avg. Dist. to Rail [m]	3.0	1.4	0.4	2.3	4.1	6.7
Avg. Stride Freq. [Hz]	2.3	2.4	2.4	2.4	2.3	2.3
Avg. Stride Length [m]	6.3	7.8	7.9	7.7	7.5	7.3



- [] Ranking at each section and finish
- .-.- No data available at this section
- NA No data available



Horse/Jockey Name	Gulf Of Lion
Final Rank	6
Fastest Section Time (Section)	0:10.68 (800m)
Top Speed [km/h] (Section)	70.0 (800m)
Race State	Finished

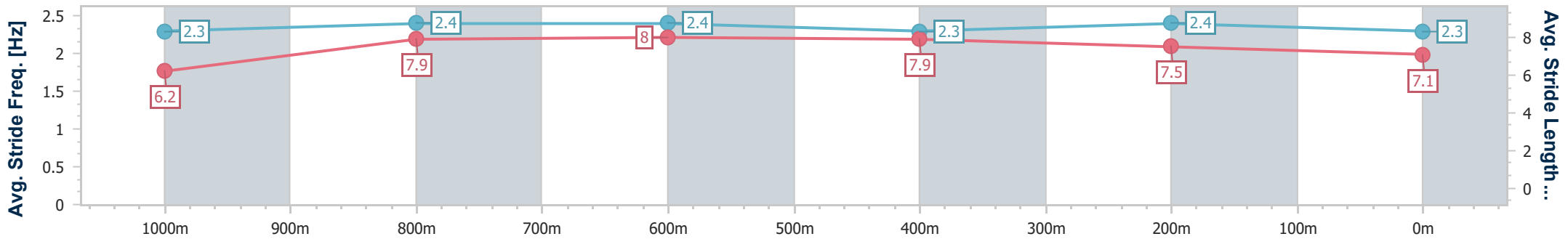
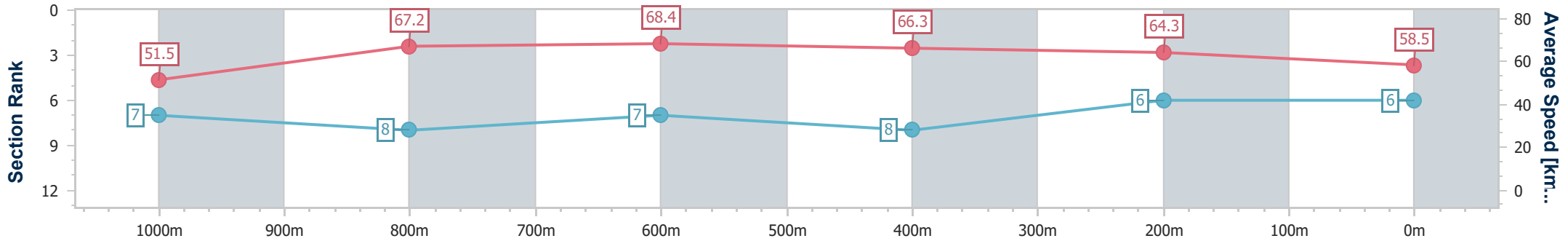


Townsville QLD Professional
Race 8: LADBROKE IT! OPEN Handicap - 1200m



25 May 2024 - 16:47
Track Rating: Good 4, Weather: , Rail Position: +6.5m 1000m-W/P; +3m Rem

Section	Overall	1000m	800m	600m	400m	200m
Section Times	1:10.24 [6] (0:14.01)	0:56.23 [7] (0:10.78)	0:45.45 [8] (0:10.68)	0:34.77 [7] (0:11.12)	0:23.65 [8] (0:11.35)	0:12.30 [6] (0:12.30)
Average Speed [km/h]	51.5	67.2	68.4	66.3	64.3	58.5
Top Speed [km/h]	66.9	68.6	70.0	67.8	66.7	62.3
Avg. Dist. to Rail [m]	7.5	1.2	2.9	5.0	8.3	9.7
Avg. Stride Freq. [Hz]	2.3	2.4	2.4	2.3	2.4	2.3
Avg. Stride Length [m]	6.2	7.9	8.0	7.9	7.5	7.1



- [] Ranking at each section and finish
- .-.- No data available at this section
- NA No data available



Horse/Jockey Name	Zouvilla
Final Rank	7
Fastest Section Time (Section)	0:10.80 (800m)
Top Speed [km/h] (Section)	68.5 (800m)
Race State	Finished

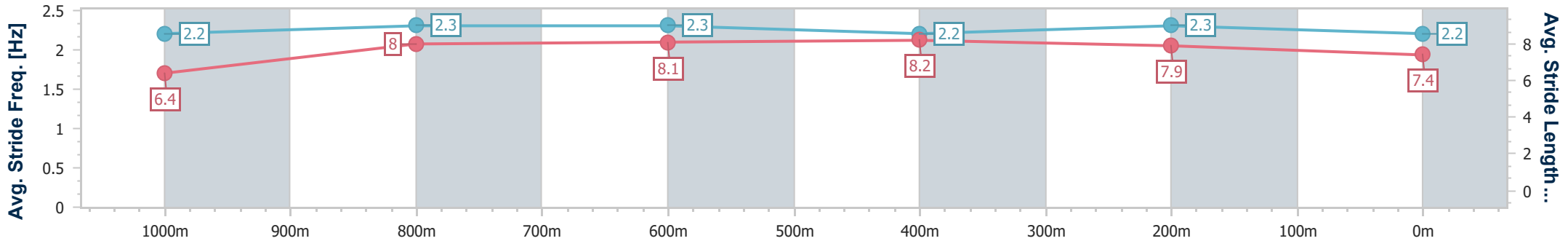
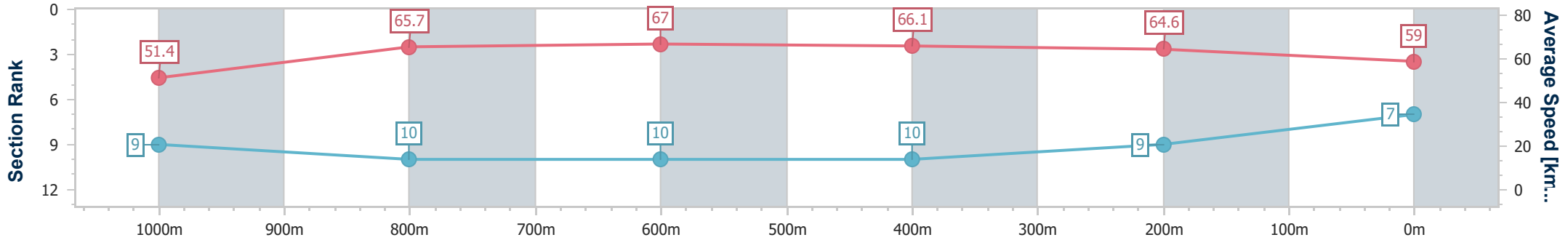


Townsville QLD Professional
Race 8: LADBROKE IT! OPEN Handicap - 1200m



25 May 2024 - 16:47
Track Rating: Good 4, Weather: , Rail Position: +6.5m 1000m-W/P; +3m Rem

Section	Overall	1000m	800m	600m	400m	200m
Section Times	1:10.34 [7] (0:14.02)	0:56.32 [9] (0:11.00)	0:45.32 [10] (0:10.80)	0:34.52 [10] (0:11.05)	0:23.47 [10] (0:11.25)	0:12.22 [9] (0:12.22)
Average Speed [km/h]	51.4	65.7	67.0	66.1	64.6	59.0
Top Speed [km/h]	65.5	66.4	68.5	67.2	66.2	62.7
Avg. Dist. to Rail [m]	5.3	0.8	1.3	2.8	7.9	10.9
Avg. Stride Freq. [Hz]	2.2	2.3	2.3	2.2	2.3	2.2
Avg. Stride Length [m]	6.4	8.0	8.1	8.2	7.9	7.4



- [] Ranking at each section and finish
- .-.- No data available at this section
- NA No data available



Horse/Jockey Name	Crystal Chief
Final Rank	8
Fastest Section Time (Section)	0:10.62 (800m)
Top Speed [km/h] (Section)	69.5 (600m)
Race State	Finished

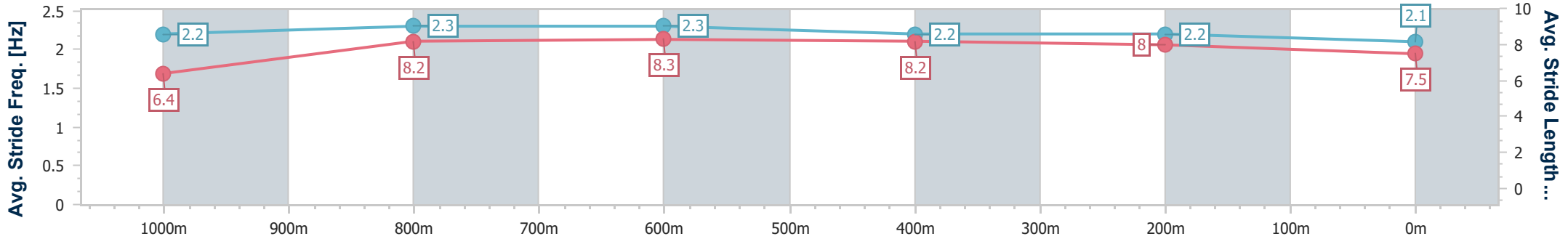
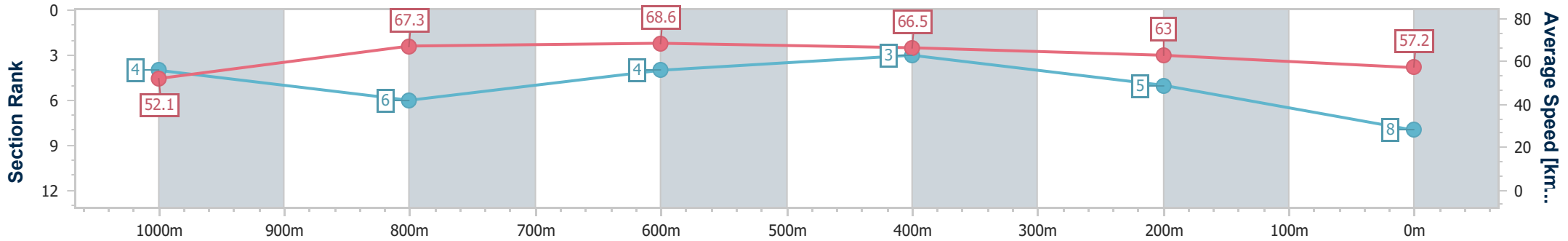


Townsville QLD Professional
Race 8: LADBROKE IT! OPEN Handicap - 1200m



25 May 2024 - 16:47
Track Rating: Good 4, Weather: , Rail Position: +6.5m 1000m-W/P; +3m Rem

Section	Overall	1000m	800m	600m	400m	200m
Section Times	1:10.50 [8] (0:13.86)	0:56.64 [4] (0:10.79)	0:45.85 [6] (0:10.62)	0:35.23 [4] (0:11.06)	0:24.17 [3] (0:11.58)	0:12.59 [5] (0:12.59)
Average Speed [km/h]	52.1	67.3	68.6	66.5	63.0	57.2
Top Speed [km/h]	66.8	68.5	69.2	69.5	64.9	61.4
Avg. Dist. to Rail [m]	6.5	1.6	2.1	5.0	7.5	9.3
Avg. Stride Freq. [Hz]	2.2	2.3	2.3	2.2	2.2	2.1
Avg. Stride Length [m]	6.4	8.2	8.3	8.2	8.0	7.5



- [] Ranking at each section and finish
- .-.- No data available at this section
- NA No data available



Horse/Jockey Name	Acrobatic
Final Rank	9
Fastest Section Time (Section)	0:10.66 (800m)
Top Speed [km/h] (Section)	68.6 (800m)
Race State	Finished

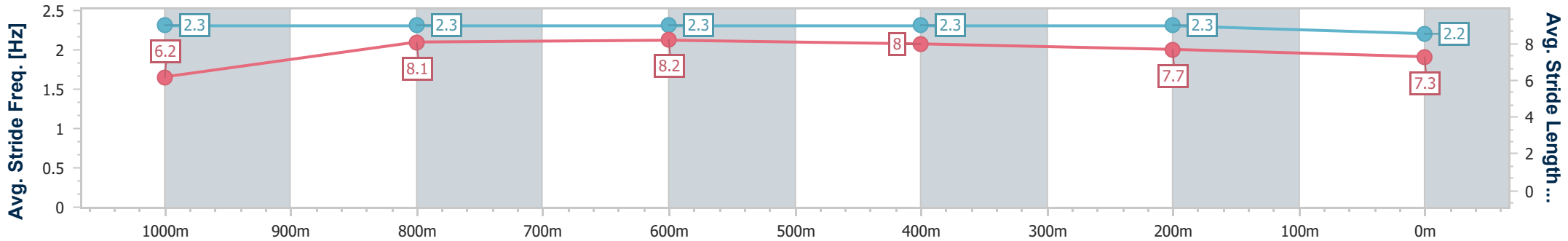
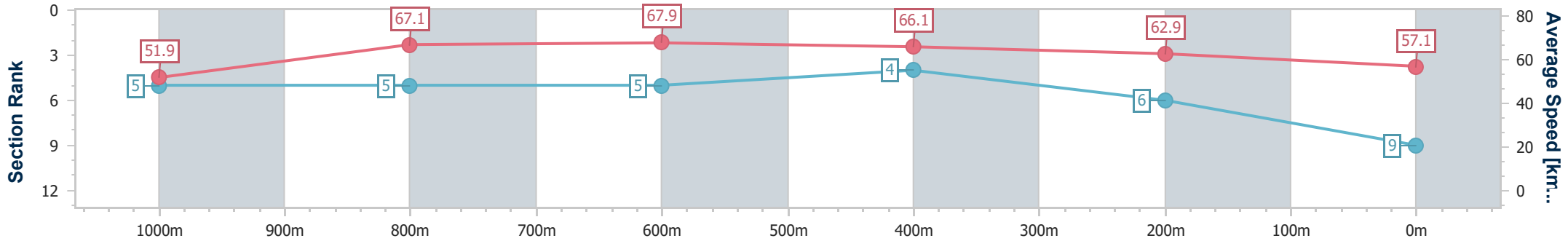


Townsville QLD Professional
Race 8: LADBROKE IT! OPEN Handicap - 1200m



25 May 2024 - 16:47
Track Rating: Good 4, Weather: , Rail Position: +6.5m 1000m-W/P; +3m Rem

Section	Overall	1000m	800m	600m	400m	200m
Section Times	1:10.56 [9] (0:13.88)	0:56.68 [5] (0:10.74)	0:45.94 [5] (0:10.66)	0:35.28 [5] (0:11.11)	0:24.17 [4] (0:11.55)	0:12.62 [6] (0:12.62)
Average Speed [km/h]	51.9	67.1	67.9	66.1	62.9	57.1
Top Speed [km/h]	65.8	68.1	68.6	67.7	64.1	60.5
Avg. Dist. to Rail [m]	4.8	0.7	1.3	3.7	6.6	8.1
Avg. Stride Freq. [Hz]	2.3	2.3	2.3	2.3	2.3	2.2
Avg. Stride Length [m]	6.2	8.1	8.2	8.0	7.7	7.3



- [] Ranking at each section and finish
- .-.- No data available at this section
- NA No data available



Horse/Jockey Name	Higher Love
Final Rank	10
Fastest Section Time (Section)	0:10.58 (1000m)
Top Speed [km/h] (Section)	70.4 (1000m)
Race State	Finished

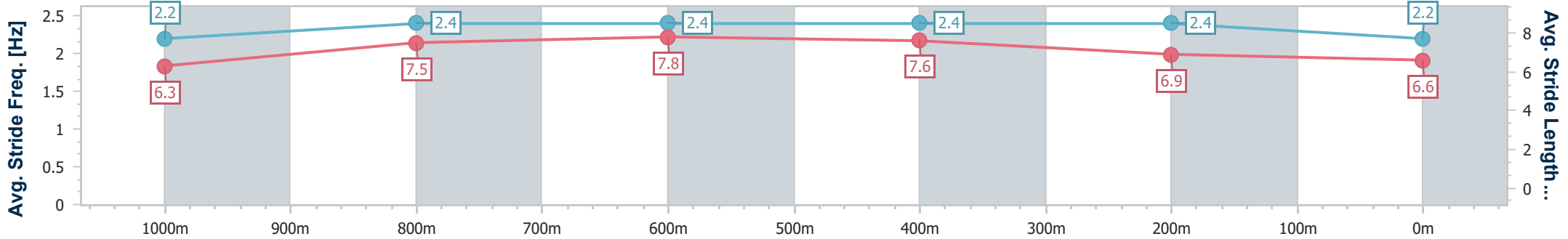
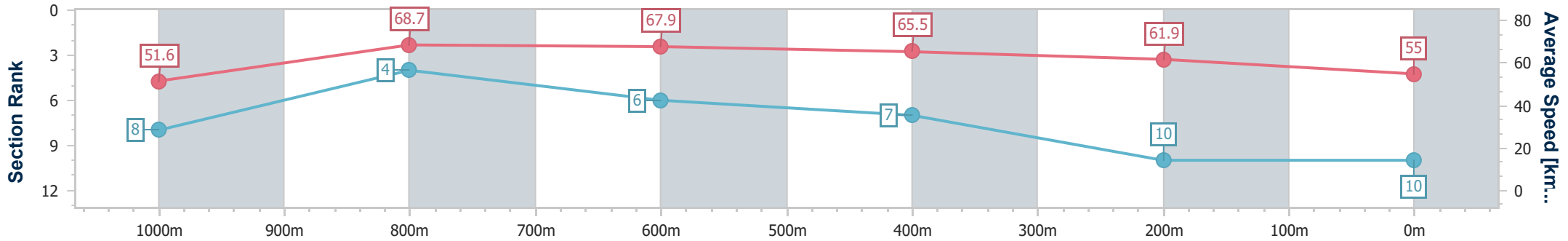


Townsville QLD Professional
Race 8: LADBROKE IT! OPEN Handicap - 1200m



25 May 2024 - 16:47
Track Rating: Good 4, Weather: , Rail Position: +6.5m 1000m-W/P; +3m Rem

Section	Overall	1000m	800m	600m	400m	200m
Section Times	1:11.53 [10] (0:14.01)	0:57.52 [8] (0:10.58)	0:46.94 [4] (0:10.75)	0:36.19 [6] (0:11.24)	0:24.95 [7] (0:11.83)	0:13.12 [10] (0:13.12)
Average Speed [km/h]	51.6	68.7	67.9	65.5	61.9	55.0
Top Speed [km/h]	67.5	70.4	68.5	67.4	64.3	59.4
Avg. Dist. to Rail [m]	9.8	2.0	2.7	5.0	10.3	14.3
Avg. Stride Freq. [Hz]	2.2	2.4	2.4	2.4	2.4	2.2
Avg. Stride Length [m]	6.3	7.5	7.8	7.6	6.9	6.6



- [] Ranking at each section and finish
- .-.- No data available at this section
- NA No data available