



Townsville QLD Professional

Race 7: HYGAIN RATINGS BAND 0 - 65 Handicap - 1200m

25 May 2024 - 16:05



Track Rating: Good 4, Weather: Fine, Rail Position: +6.5m 1000m-W/P; +3m Rem

Section		Overall											Last 600m	
Field Times		1:09.99											0:35.29	
		(0:13.63)												
		1000m												
		0:56.36												
		(0:10.38)												
		800m												
		0:45.98												
		(0:10.69)												
		600m												
		0:35.29												
		(0:11.10)												
		400m												
		0:24.19												
		(0:11.64)												
		200m												
		0:12.55												
		(0:12.55)												
Rank	TAB	Horse/Jockey	Barrier	Top Speed [km/h]	Fastest Section	Overall	1000m	800m	600m	400m	200m	Margin	Distance Travelled [m]	
1	2	HALLSIDE HAMMER	16	70.0	0:10.28	1:09.99 [1]	0:55.86 [5]	0:45.58 [3]	0:34.98 [3]	0:23.91 [3]	0:12.49 [2]	1:09.99	0:34.98	
		Carl Spry		1000m	1000m	(0:14.13)	(0:10.28)	(0:10.60)	(0:11.07)	(0:11.42)	(0:12.49)			
2	3	NEVER CRY	11	68.9	0:10.68	1:09.99 [2]	0:55.70 [7]	0:45.02 [10]	0:34.30 [9]	0:23.27 [8]	0:11.98 [6]	0L	0:34.30 +6	
		Chris Whiteley		1000m	1000m	(0:14.29)	(0:10.68)	(0:10.72)	(0:11.03)	(0:11.29)	(0:11.98)			
3	8	CROWNING MOMENT	9	69.8	0:10.36	1:09.99 [3]	0:56.23 [2]	0:45.87 [2]	0:35.27 [2]	0:24.19 [1]	0:12.55 [1]	0.04L	0:35.27 -2	
		Jackson Murphy		1000m	1000m	(0:13.76)	(0:10.36)	(0:10.60)	(0:11.08)	(0:11.64)	(0:12.55)			
4	10	HARVESTA	15	70.4	0:10.38	1:10.08 [4]	0:56.45 [1]	0:46.07 [1]	0:35.38 [1]	0:24.19 [2]	0:12.56 [3]	0.57L	0:35.38 +7	
		Isabella Teh		1000m	1000m	(0:13.63)	(0:10.38)	(0:10.69)	(0:11.19)	(0:11.63)	(0:12.56)			
5	6	FORGIATO	13	69.8	0:10.42	1:10.30 [5]	0:55.40 [12]	0:44.98 [12]	0:34.43 [11]	0:23.35 [10]	0:12.12 [9]	1.85L	0:34.43 -5	
		Masayuki Abe		1000m	1000m	(0:14.90)	(0:10.42)	(0:10.55)	(0:11.08)	(0:11.23)	(0:12.12)			
6	12	DON'T TELL LEEANNE	5	70.5	0:10.56	1:10.30 [6]	0:56.00 [8]	0:45.44 [8]	0:34.74 [8]	0:23.62 [7]	0:12.26 [7]	1.87L	0:34.74 -3	
		Graham Kliese		800m	1000m	(0:14.30)	(0:10.56)	(0:10.70)	(0:11.12)	(0:11.36)	(0:12.26)			
7	9	ELLEVES	14	69.5	0:10.61	1:10.35 [7]	0:55.78 [10]	0:45.17 [11]	0:34.46 [12]	0:23.39 [11]	0:12.13 [10]	2.12L	0:34.46 +9	
		Chelsea Jokic		800m	1000m	(0:14.57)	(0:10.61)	(0:10.71)	(0:11.07)	(0:11.26)	(0:12.13)			
8	5	ALMAHERO	10	70.9	0:10.35	1:10.38 [8]	0:56.18 [6]	0:45.83 [5]	0:35.25 [4]	0:24.13 [4]	0:12.48 [4]	2.3L	0:35.25 +6	
		Nathan Thomas		800m	1000m	(0:14.20)	(0:10.35)	(0:10.58)	(0:11.12)	(0:11.65)	(0:12.48)			
9	7	BATTLE ROYALE	7	70.1	0:10.51	1:10.52 [9]	0:56.21 [9]	0:45.70 [7]	0:35.00 [7]	0:23.93 [6]	0:12.44 [8]	3.14L	0:35.00 +6	
		Jason Taylor		1000m	1000m	(0:14.31)	(0:10.51)	(0:10.70)	(0:11.07)	(0:11.49)	(0:12.44)			
10	11	THE SHERPA	6	70.8	0:10.41	1:10.63 [10]	0:56.55 [4]	0:46.14 [4]	0:35.41 [5]	0:24.25 [5]	0:12.69 [5]	3.8L	0:35.41 +3	
		Frank Edwards		1000m	1000m	(0:14.08)	(0:10.41)	(0:10.73)	(0:11.16)	(0:11.56)	(0:12.69)			

Scratched: Prince Akeem (#15), Dawn Strike (#17), Hit Snooze (#14), Winning Saga (#16), Side Hustle (#13)



Townsville QLD Professional

Race 7: HYGAIN RATINGS BAND 0 - 65 Handicap - 1200m

25 May 2024 - 16:05



Track Rating: Good 4, Weather: Fine, Rail Position: +6.5m 1000m-W/P; +3m Rem

Section	Overall	1000m	800m	600m	400m	200m	Last 600m							
Field Times	1:09.99 (0:13.63)	0:56.36 (0:10.38)	0:45.98 (0:10.69)	0:35.29 (0:11.10)	0:24.19 (0:11.64)	0:12.55 (0:12.55)	0:35.29							
Rank	TAB	Horse/Jockey	Barrier	Top Speed [km/h]	Fastest Section							Margin		Distance Travelled [m]
11	4	SPIRIT MEISTER Nathan Day	2	69.1 1000m	0:10.56 1000m	1:11.71 [11] (0:14.06)	0:57.65 [3] (0:10.56)	0:47.09 [6] (0:10.74)	0:36.35 [6] (0:11.37)	0:24.98 [9] (0:11.70)	0:13.28 [11] (0:13.28)	10.17L	0:36.35	-2
12	1	GOLDEN GORGE Ashley Butler	3	69.3 1000m	0:10.36 1000m	1:12.07 [12] (0:14.59)	0:57.48 [11] (0:10.36)	0:47.12 [9] (0:10.84)	0:36.28 [10] (0:11.36)	0:24.92 [12] (0:11.95)	0:12.97 [12] (0:12.97)	12.25L	0:36.28	-8

Scratched: Prince Akeem (#15), Dawn Strike (#17), Hit Snooze (#14), Winning Saga (#16), Side Hustle (#13)

[] Ranking at each section and finish
 -:-:-:- No data available at this section
 NA No data available

SCN Saddle cloth number
 DNF Did not finish
 DNT Did not track



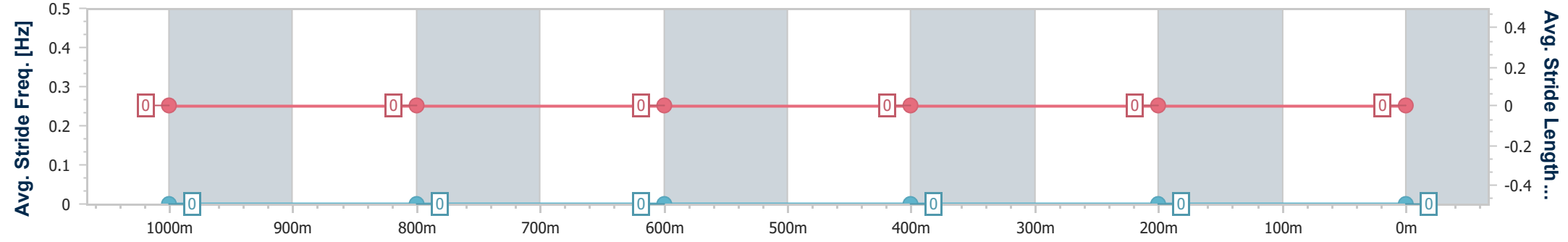
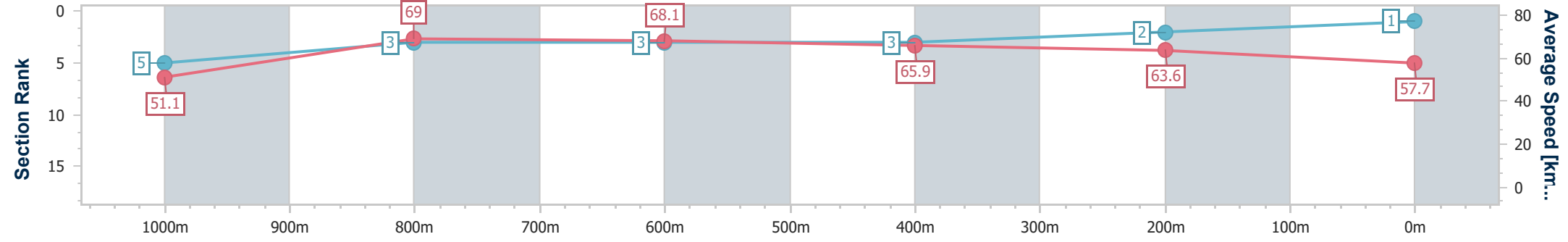
Horse/Jockey Name	Hallside Hammer
Final Rank	1
Fastest Section Time (Section)	0:10.28 (1000m)
Top Speed [km/h] (Section)	70.0 (1000m)
Race State	Finished



Townsville QLD Professional
 Race 7: HYGAIN RATINGS BAND 0 - 65 Handicap - 1200m
 25 May 2024 - 16:05
 Track Rating: Good 4, Weather: Fine, Rail Position: +6.5m 1000m-
 W/P; +3m Rem



Section	Overall	1000m	800m	600m	400m	200m
Section Times	1:09.99 [1] (0:14.13)	0:55.86 [5] (0:10.28)	0:45.58 [3] (0:10.60)	0:34.98 [3] (0:11.07)	0:23.91 [3] (0:11.42)	0:12.49 [2] (0:12.49)
Average Speed [km/h]	51.1	69.0	68.1	65.9	63.6	57.7
Top Speed [km/h]	68.0	70.0	68.9	67.4	65.5	60.8
Avg. Dist. to Rail [m]	12.8	3.0	0.8	2.8	5.6	6.8
Avg. Stride Freq. [Hz]	--	--	--	--	--	--
Avg. Stride Length [m]	--	--	--	--	--	--



- [] Ranking at each section and finish
- No data available at this section
- NA No data available



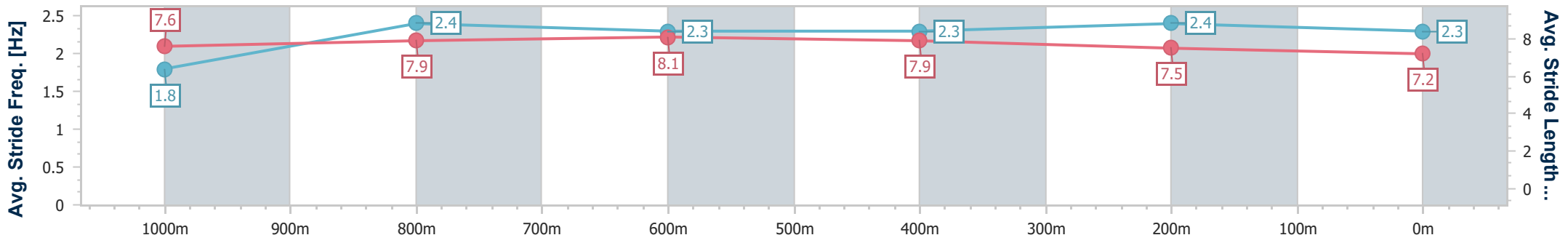
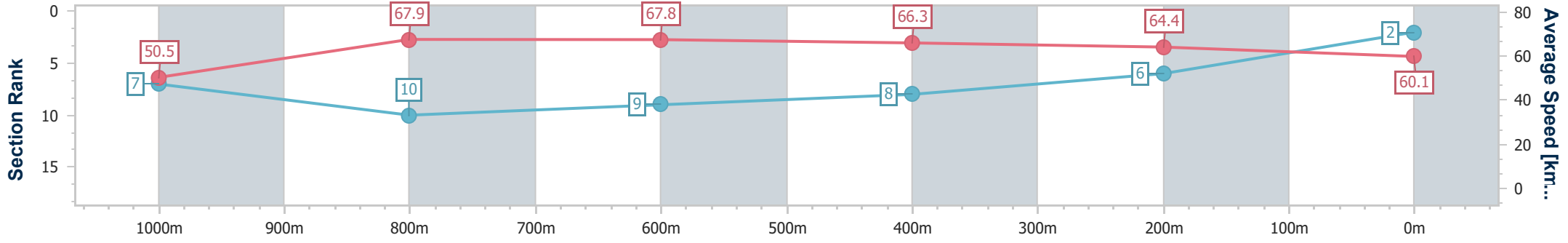
Horse/Jockey Name	Never Cry
Final Rank	2
Fastest Section Time (Section)	0:10.68 (1000m)
Top Speed [km/h] (Section)	68.9 (1000m)
Race State	Finished



Townsville QLD Professional
Race 7: HYGAIN RATINGS BAND 0 - 65 Handicap - 1200m
 25 May 2024 - 16:05
 Track Rating: Good 4, Weather: Fine, Rail Position: +6.5m 1000m-
 W/P; +3m Rem



Section	Overall	1000m	800m	600m	400m	200m
Section Times	1:09.99 [2] (0:14.29)	0:55.70 [7] (0:10.68)	0:45.02 [10] (0:10.72)	0:34.30 [9] (0:11.03)	0:23.27 [8] (0:11.29)	0:11.98 [6] (0:11.98)
Average Speed [km/h]	50.5	67.9	67.8	66.3	64.4	60.1
Top Speed [km/h]	66.0	68.9	68.8	67.3	65.8	62.8
Avg. Dist. to Rail [m]	9.7	1.5	1.9	3.3	6.3	8.5
Avg. Stride Freq. [Hz]	1.8	2.4	2.3	2.3	2.4	2.3
Avg. Stride Length [m]	7.6	7.9	8.1	7.9	7.5	7.2



- [] Ranking at each section and finish
- .-.- No data available at this section
- NA No data available



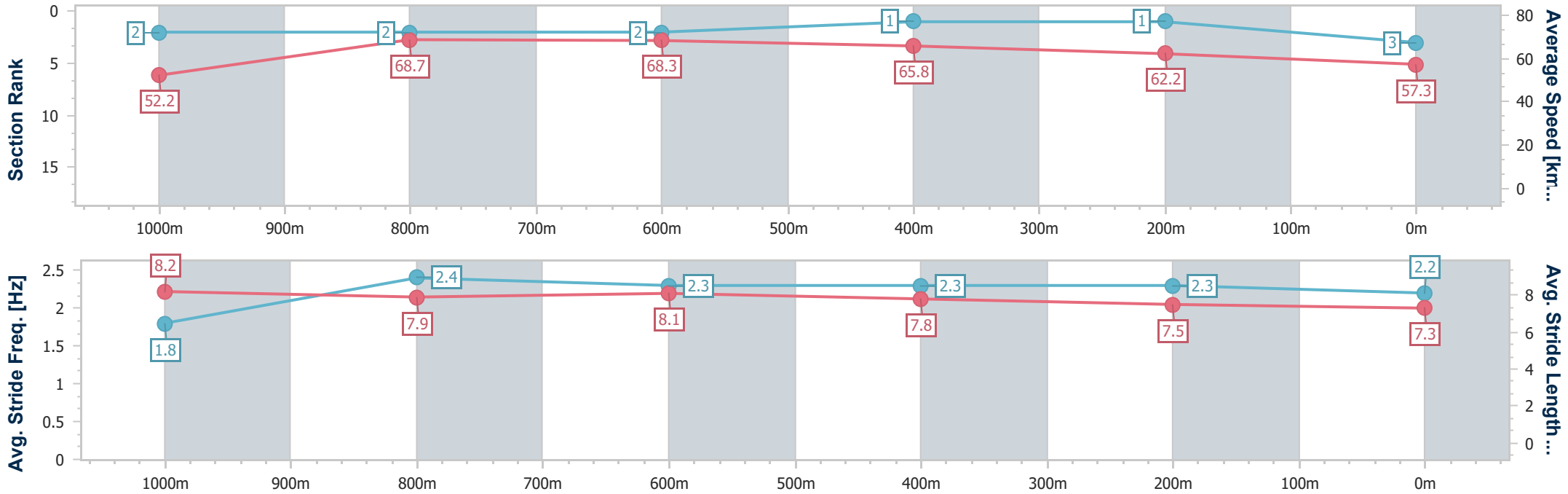
Horse/Jockey Name	Crowning Moment
Final Rank	3
Fastest Section Time (Section)	0:10.36 (1000m)
Top Speed [km/h] (Section)	69.8 (1000m)
Race State	Finished



Townsville QLD Professional
Race 7: HYGAIN RATINGS BAND 0 - 65 Handicap - 1200m
 25 May 2024 - 16:05
 Track Rating: Good 4, Weather: Fine, Rail Position: +6.5m 1000m-
 W/P; +3m Rem



Section	Overall	1000m	800m	600m	400m	200m
Section Times	1:09.99 [3] (0:13.76)	0:56.23 [2] (0:10.36)	0:45.87 [2] (0:10.60)	0:35.27 [2] (0:11.08)	0:24.19 [1] (0:11.64)	0:12.55 [1] (0:12.55)
Average Speed [km/h]	52.2	68.7	68.3	65.8	62.2	57.3
Top Speed [km/h]	67.9	69.8	69.3	67.7	64.6	60.1
Avg. Dist. to Rail [m]	7.7	2.4	1.0	2.4	3.0	4.8
Avg. Stride Freq. [Hz]	1.8	2.4	2.3	2.3	2.3	2.2
Avg. Stride Length [m]	8.2	7.9	8.1	7.8	7.5	7.3



- [] Ranking at each section and finish
- .-.- No data available at this section
- NA No data available



Horse/Jockey Name	Harvesta
Final Rank	4
Fastest Section Time (Section)	0:10.38 (1000m)
Top Speed [km/h] (Section)	70.4 (1000m)
Race State	Finished



Townsville QLD Professional

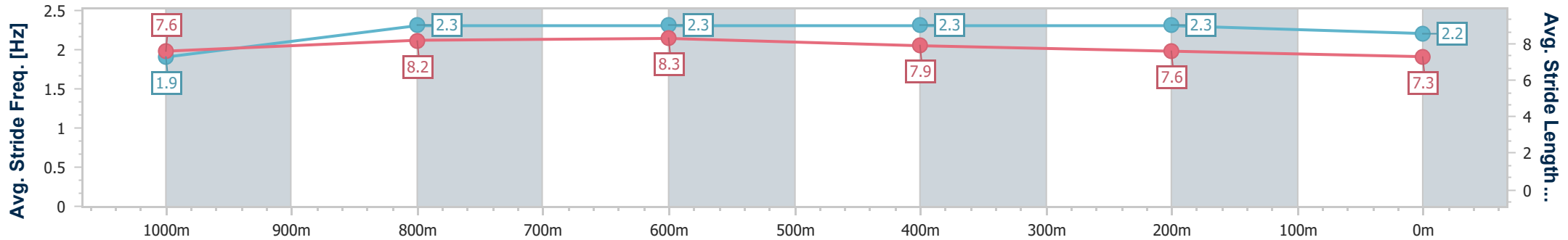
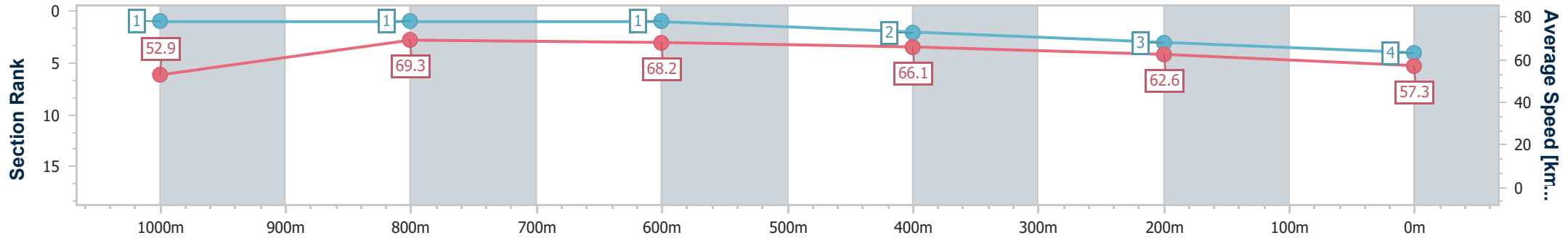
Race 7: HYGAIN RATINGS BAND 0 - 65 Handicap - 1200m

25 May 2024 - 16:05

Track Rating: Good 4, Weather: Fine, Rail Position: +6.5m 1000m-
W/P; +3m Rem



Section	Overall	1000m	800m	600m	400m	200m
Section Times	1:10.08 [4] (0:13.63)	0:56.45 [1] (0:10.38)	0:46.07 [1] (0:10.69)	0:35.38 [1] (0:11.19)	0:24.19 [2] (0:11.63)	0:12.56 [3] (0:12.56)
Average Speed [km/h]	52.9	69.3	68.2	66.1	62.6	57.3
Top Speed [km/h]	68.9	70.4	69.6	66.9	64.7	60.2
Avg. Dist. to Rail [m]	11.8	1.2	3.0	5.5	5.4	6.2
Avg. Stride Freq. [Hz]	1.9	2.3	2.3	2.3	2.3	2.2
Avg. Stride Length [m]	7.6	8.2	8.3	7.9	7.6	7.3



- [] Ranking at each section and finish
- .-.- No data available at this section
- NA No data available



Horse/Jockey Name	Forgiato
Final Rank	5
Fastest Section Time (Section)	0:10.42 (1000m)
Top Speed [km/h] (Section)	69.8 (1000m)
Race State	Finished



Townsville QLD Professional

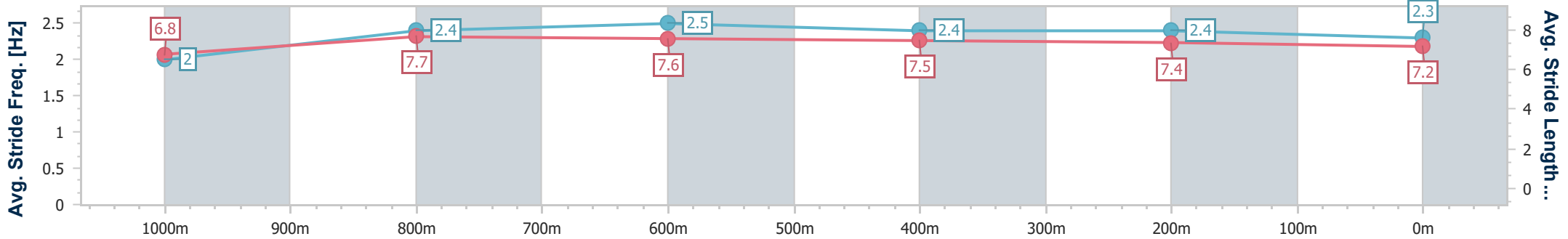
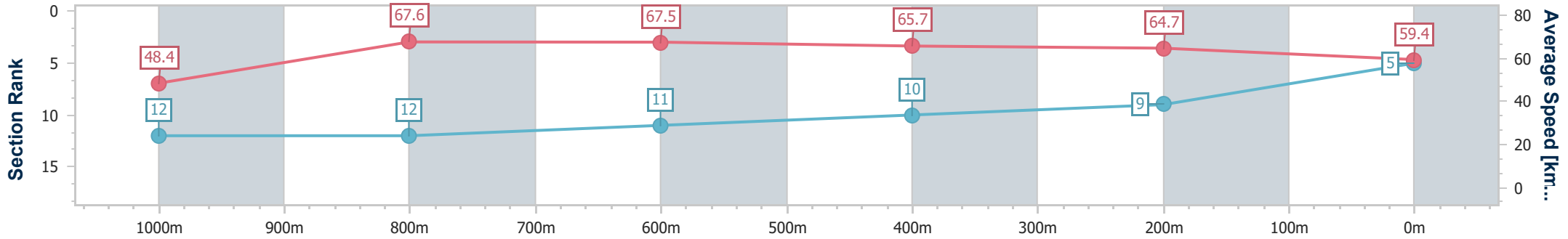
Race 7: HYGAIN RATINGS BAND 0 - 65 Handicap - 1200m

25 May 2024 - 16:05

Track Rating: Good 4, Weather: Fine, Rail Position: +6.5m 1000m-
W/P; +3m Rem



Section	Overall	1000m	800m	600m	400m	200m
Section Times	1:10.30 [5] (0:14.90)	0:55.40 [12] (0:10.42)	0:44.98 [12] (0:10.55)	0:34.43 [11] (0:11.08)	0:23.35 [10] (0:11.23)	0:12.12 [9] (0:12.12)
Average Speed [km/h]	48.4	67.6	67.5	65.7	64.7	59.4
Top Speed [km/h]	65.4	69.8	68.4	66.3	67.0	62.2
Avg. Dist. to Rail [m]	10.5	4.5	2.4	2.3	6.0	6.5
Avg. Stride Freq. [Hz]	2.0	2.4	2.5	2.4	2.4	2.3
Avg. Stride Length [m]	6.8	7.7	7.6	7.5	7.4	7.2



- [] Ranking at each section and finish
- .-.- No data available at this section
- NA No data available



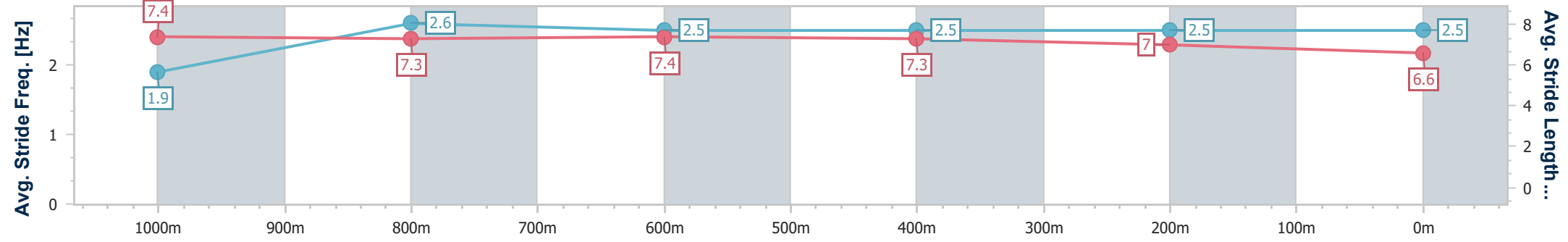
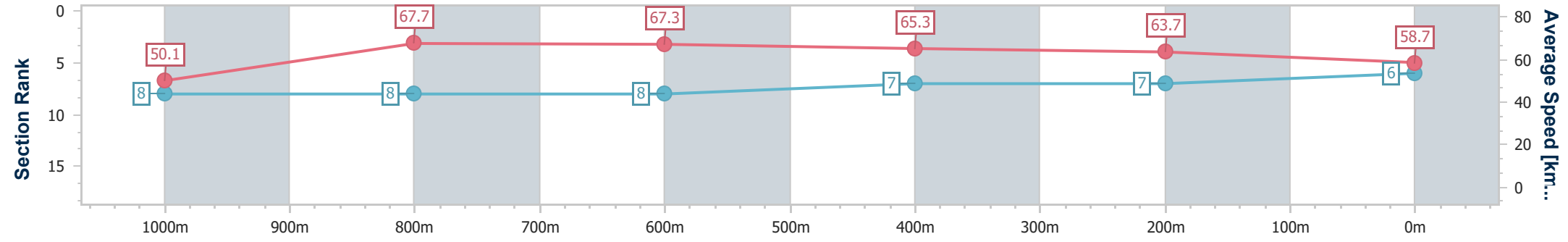
Horse/Jockey Name	Don't Tell Leanne
Final Rank	6
Fastest Section Time (Section)	0:10.56 (1000m)
Top Speed [km/h] (Section)	70.5 (800m)
Race State	Finished



Townsville QLD Professional
 Race 7: HYGAIN RATINGS BAND 0 - 65 Handicap - 1200m
 25 May 2024 - 16:05
 Track Rating: Good 4, Weather: Fine, Rail Position: +6.5m 1000m-
 W/P; +3m Rem



Section	Overall	1000m	800m	600m	400m	200m
Section Times	1:10.30 [6] (0:14.30)	0:56.00 [8] (0:10.56)	0:45.44 [8] (0:10.70)	0:34.74 [8] (0:11.12)	0:23.62 [7] (0:11.36)	0:12.26 [7] (0:12.26)
Average Speed [km/h]	50.1	67.7	67.3	65.3	63.7	58.7
Top Speed [km/h]	67.0	69.0	70.5	65.9	64.4	62.5
Avg. Dist. to Rail [m]	4.7	2.0	0.6	1.4	2.2	2.4
Avg. Stride Freq. [Hz]	1.9	2.6	2.5	2.5	2.5	2.5
Avg. Stride Length [m]	7.4	7.3	7.4	7.3	7.0	6.6



- [] Ranking at each section and finish
- .-.- No data available at this section
- NA No data available



Horse/Jockey Name	Elleves
Final Rank	7
Fastest Section Time (Section)	0:10.61 (1000m)
Top Speed [km/h] (Section)	69.5 (800m)
Race State	Finished



Townsville QLD Professional

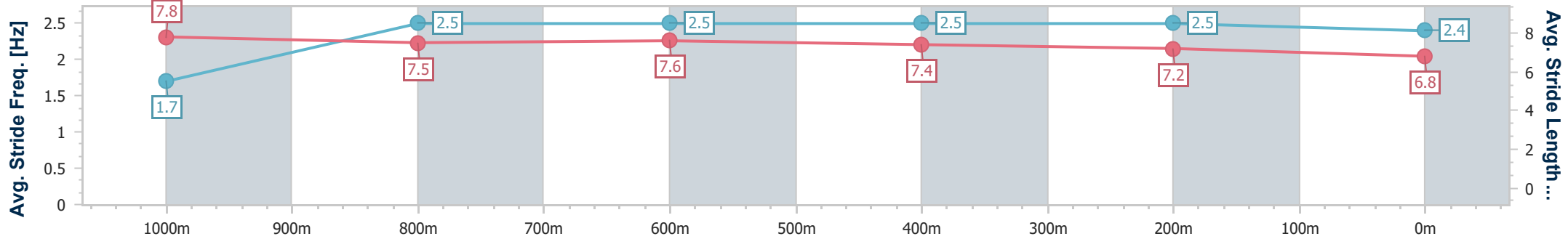
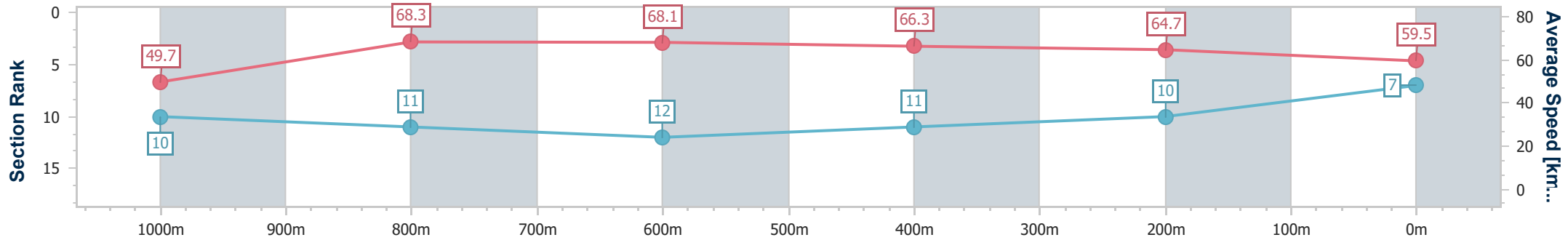
Race 7: HYGAIN RATINGS BAND 0 - 65 Handicap - 1200m

25 May 2024 - 16:05

Track Rating: Good 4, Weather: Fine, Rail Position: +6.5m 1000m-
W/P; +3m Rem



Section	Overall	1000m	800m	600m	400m	200m
Section Times	1:10.35 [7] (0:14.57)	0:55.78 [10] (0:10.61)	0:45.17 [11] (0:10.71)	0:34.46 [12] (0:11.07)	0:23.39 [11] (0:11.26)	0:12.13 [10] (0:12.13)
Average Speed [km/h]	49.7	68.3	68.1	66.3	64.7	59.5
Top Speed [km/h]	67.5	68.9	69.5	67.7	66.3	62.3
Avg. Dist. to Rail [m]	11.4	1.5	2.7	4.2	7.3	10.1
Avg. Stride Freq. [Hz]	1.7	2.5	2.5	2.5	2.5	2.4
Avg. Stride Length [m]	7.8	7.5	7.6	7.4	7.2	6.8



- [] Ranking at each section and finish
- .-.- No data available at this section
- NA No data available



Horse/Jockey Name	Almahero
Final Rank	8
Fastest Section Time (Section)	0:10.35 (1000m)
Top Speed [km/h] (Section)	70.9 (800m)
Race State	Finished



Townsville QLD Professional

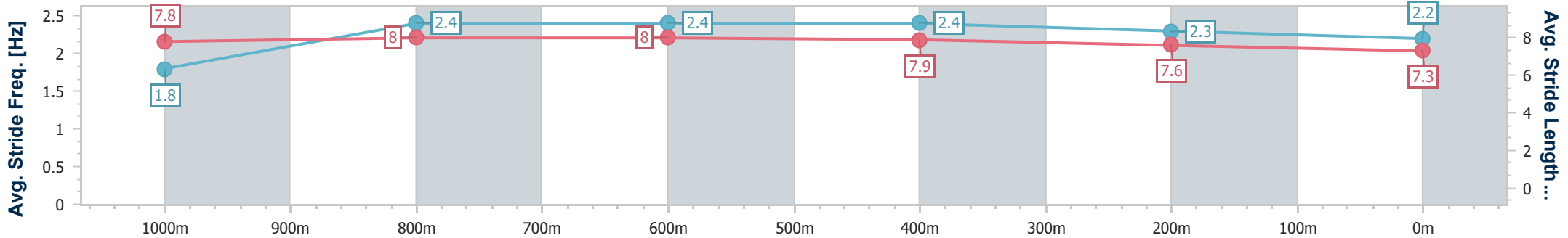
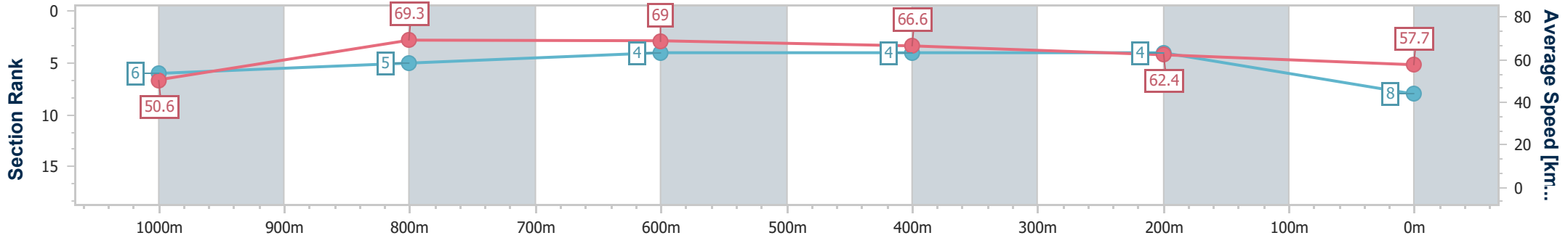
Race 7: HYGAIN RATINGS BAND 0 - 65 Handicap - 1200m

25 May 2024 - 16:05

Track Rating: Good 4, Weather: Fine, Rail Position: +6.5m 1000m-
W/P; +3m Rem



Section	Overall	1000m	800m	600m	400m	200m
Section Times	1:10.38 [8] (0:14.20)	0:56.18 [6] (0:10.35)	0:45.83 [5] (0:10.58)	0:35.25 [4] (0:11.12)	0:24.13 [4] (0:11.65)	0:12.48 [4] (0:12.48)
Average Speed [km/h]	50.6	69.3	69.0	66.6	62.4	57.7
Top Speed [km/h]	68.1	70.0	70.9	67.8	65.1	60.5
Avg. Dist. to Rail [m]	8.8	1.2	2.9	5.8	6.2	7.5
Avg. Stride Freq. [Hz]	1.8	2.4	2.4	2.4	2.3	2.2
Avg. Stride Length [m]	7.8	8.0	8.0	7.9	7.6	7.3



- [] Ranking at each section and finish
- .-.- No data available at this section
- NA No data available



Horse/Jockey Name	Battle Royale
Final Rank	9
Fastest Section Time (Section)	0:10.51 (1000m)
Top Speed [km/h] (Section)	70.1 (1000m)
Race State	Finished



Townsville QLD Professional

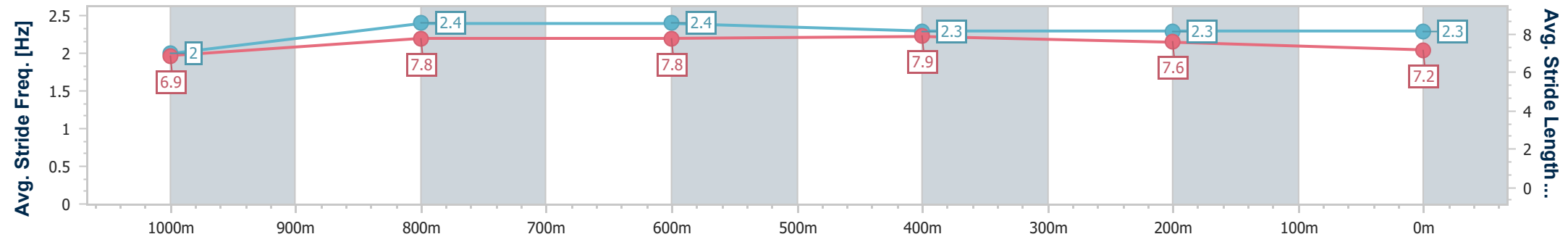
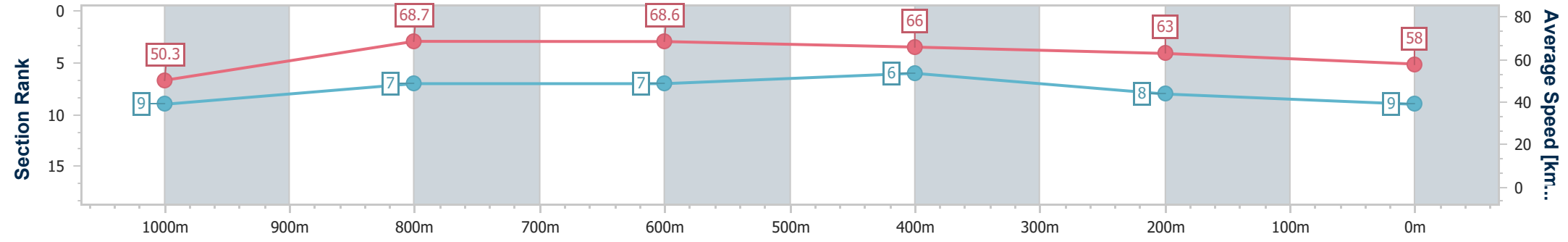
Race 7: HYGAIN RATINGS BAND 0 - 65 Handicap - 1200m

25 May 2024 - 16:05

Track Rating: Good 4, Weather: Fine, Rail Position: +6.5m 1000m-W/P; +3m Rem



Section	Overall	1000m	800m	600m	400m	200m
Section Times	1:10.52 [9] (0:14.31)	0:56.21 [9] (0:10.51)	0:45.70 [7] (0:10.70)	0:35.00 [7] (0:11.07)	0:23.93 [6] (0:11.49)	0:12.44 [8] (0:12.44)
Average Speed [km/h]	50.3	68.7	68.6	66.0	63.0	58.0
Top Speed [km/h]	67.2	70.1	69.7	66.9	64.9	60.5
Avg. Dist. to Rail [m]	6.7	1.5	3.5	3.1	4.8	7.6
Avg. Stride Freq. [Hz]	2.0	2.4	2.4	2.3	2.3	2.3
Avg. Stride Length [m]	6.9	7.8	7.8	7.9	7.6	7.2



- [] Ranking at each section and finish
- .-.- No data available at this section
- NA No data available



Horse/Jockey Name	The Sherpa
Final Rank	10
Fastest Section Time (Section)	0:10.41 (1000m)
Top Speed [km/h] (Section)	70.8 (1000m)
Race State	Finished



Townsville QLD Professional

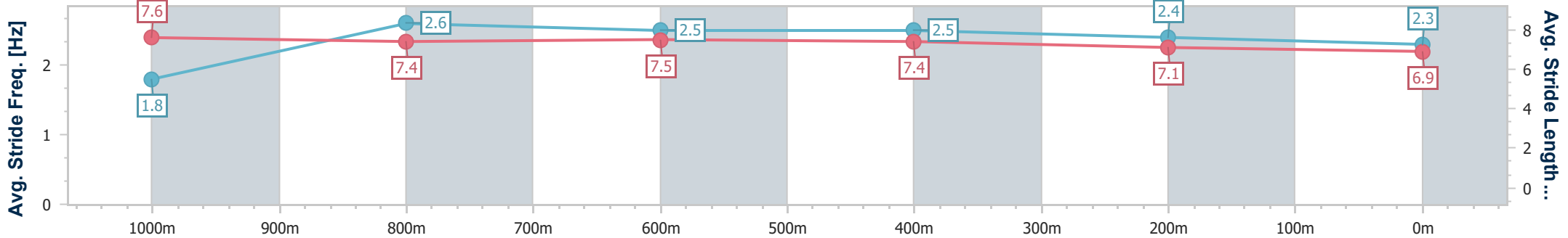
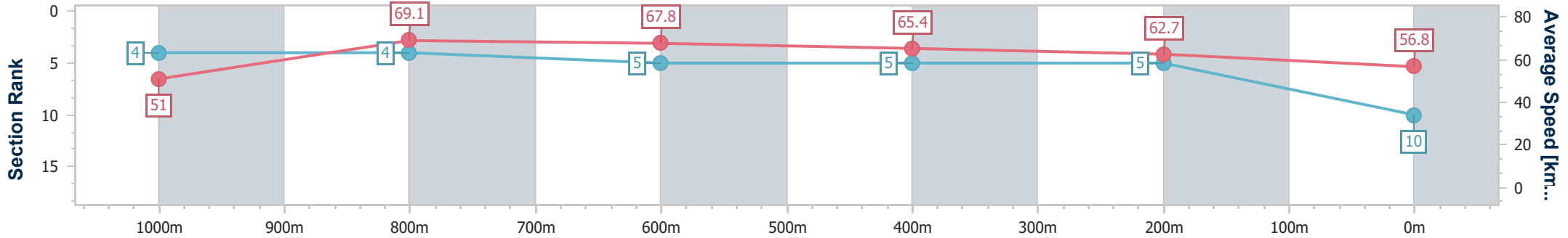
Race 7: HYGAIN RATINGS BAND 0 - 65 Handicap - 1200m

25 May 2024 - 16:05

Track Rating: Good 4, Weather: Fine, Rail Position: +6.5m 1000m-W/P; +3m Rem



Section	Overall	1000m	800m	600m	400m	200m
Section Times	1:10.63 [10] (0:14.08)	0:56.55 [4] (0:10.41)	0:46.14 [4] (0:10.73)	0:35.41 [5] (0:11.16)	0:24.25 [5] (0:11.56)	0:12.69 [5] (0:12.69)
Average Speed [km/h]	51.0	69.1	67.8	65.4	62.7	56.8
Top Speed [km/h]	67.3	70.8	68.7	67.3	64.7	60.7
Avg. Dist. to Rail [m]	6.7	1.1	1.9	2.8	4.2	4.7
Avg. Stride Freq. [Hz]	1.8	2.6	2.5	2.5	2.4	2.3
Avg. Stride Length [m]	7.6	7.4	7.5	7.4	7.1	6.9



- [] Ranking at each section and finish
- .-.- No data available at this section
- NA No data available



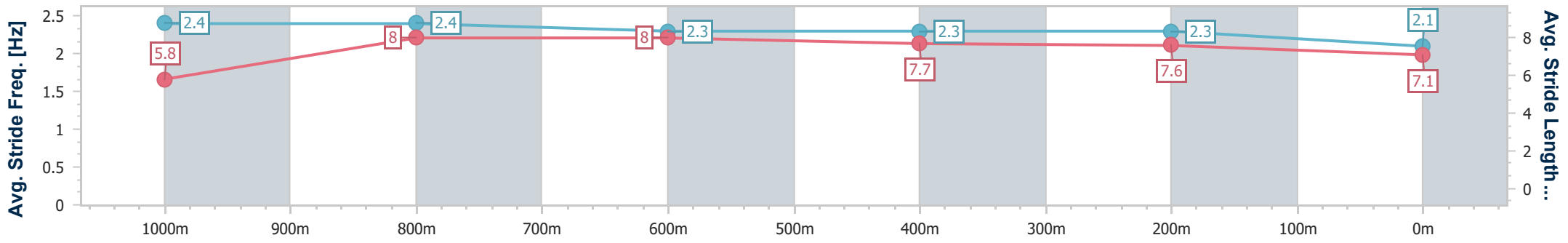
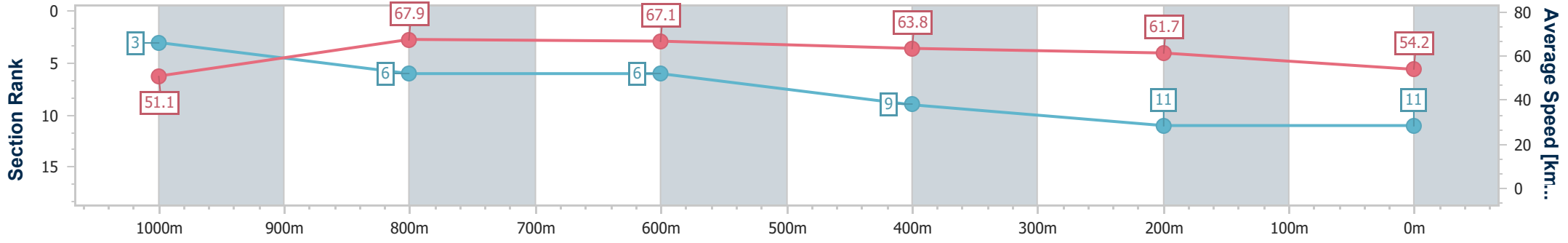
Horse/Jockey Name	Spirit Meister
Final Rank	11
Fastest Section Time (Section)	0:10.56 (1000m)
Top Speed [km/h] (Section)	69.1 (1000m)
Race State	Finished



Townsville QLD Professional
Race 7: HYGAIN RATINGS BAND 0 - 65 Handicap - 1200m
 25 May 2024 - 16:05
 Track Rating: Good 4, Weather: Fine, Rail Position: +6.5m 1000m-
 W/P; +3m Rem



Section	Overall	1000m	800m	600m	400m	200m
Section Times	1:11.71 [11] (0:14.06)	0:57.65 [3] (0:10.56)	0:47.09 [6] (0:10.74)	0:36.35 [6] (0:11.37)	0:24.98 [9] (0:11.70)	0:13.28 [11] (0:13.28)
Average Speed [km/h]	51.1	67.9	67.1	63.8	61.7	54.2
Top Speed [km/h]	66.0	69.1	68.4	65.4	62.4	60.1
Avg. Dist. to Rail [m]	11.4	1.5	0.4	1.2	2.6	4.1
Avg. Stride Freq. [Hz]	2.4	2.4	2.3	2.3	2.3	2.1
Avg. Stride Length [m]	5.8	8.0	8.0	7.7	7.6	7.1



- [] Ranking at each section and finish
- .-.- No data available at this section
- NA No data available



Horse/Jockey Name	Golden Gorge
Final Rank	12
Fastest Section Time (Section)	0:10.36 (1000m)
Top Speed [km/h] (Section)	69.3 (1000m)
Race State	Finished



Townsville QLD Professional

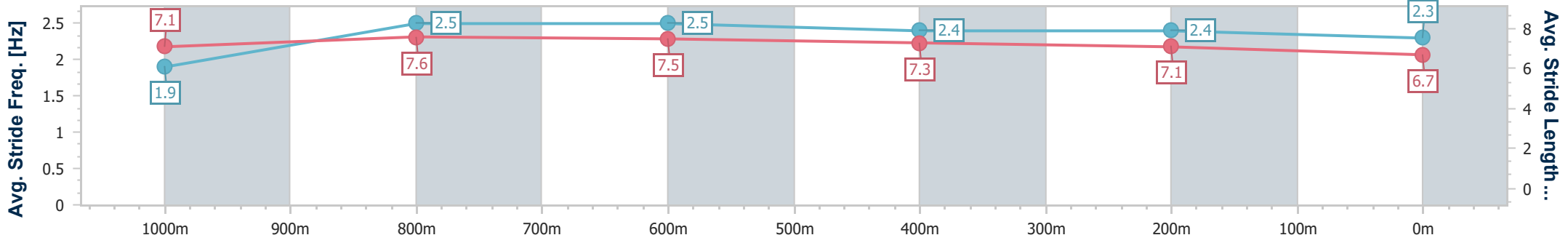
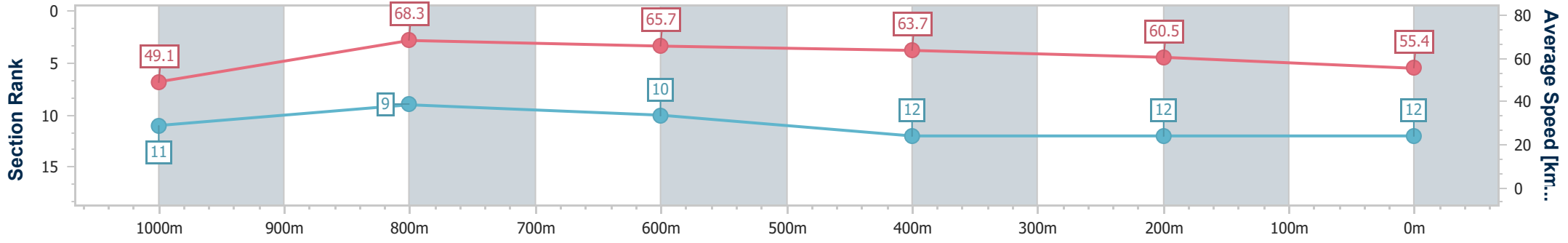
Race 7: HYGAIN RATINGS BAND 0 - 65 Handicap - 1200m

25 May 2024 - 16:05

Track Rating: Good 4, Weather: Fine, Rail Position: +6.5m 1000m-
W/P; +3m Rem



Section	Overall	1000m	800m	600m	400m	200m
Section Times	1:12.07 [12] (0:14.59)	0:57.48 [11] (0:10.36)	0:47.12 [9] (0:10.84)	0:36.28 [10] (0:11.36)	0:24.92 [12] (0:11.95)	0:12.97 [12] (0:12.97)
Average Speed [km/h]	49.1	68.3	65.7	63.7	60.5	55.4
Top Speed [km/h]	66.9	69.3	67.9	65.5	63.1	59.0
Avg. Dist. to Rail [m]	5.0	3.9	2.2	1.2	4.0	6.9
Avg. Stride Freq. [Hz]	1.9	2.5	2.5	2.4	2.4	2.3
Avg. Stride Length [m]	7.1	7.6	7.5	7.3	7.1	6.7



- [] Ranking at each section and finish
- .-.- No data available at this section
- NA No data available