



# Townsville QLD Professional

## Race 1: LADBROKES SAME RACE MULTI QTIS Two-Year-Old Maiden Handicap - 1200m

25 May 2024 - 12:23



Track Rating: Good 4, Weather: Fine, Rail Position: +6.5m 1000m-W/P; +3.0 Rem

Section		Overall	1000m	800m	600m	400m	200m	Last 600m					
Field Times		1:11.19 (0:13.83)	0:57.36 (0:10.73)	0:46.63 (0:10.88)	0:35.75 (0:11.35)	0:24.40 (0:11.85)	0:12.55 (0:12.55)	0:35.75					
Rank	TAB Horse/Jockey	Barrier	Top Speed [km/h]	Fastest Section				Margin	Distance Travelled [m]				
1	5 SOGOYA Lacey Morrison	9	67.6 1000m	0:10.91 1000m	1:11.19 [1] (0:14.00)	0:57.19 [3] (0:10.91)	0:46.28 [3] (0:10.91)	0:35.37 [3] (0:11.27)	0:24.10 [3] (0:11.71)	0:12.39 [3] (0:12.39)	1:11.19	0:35.37	
2	2 SMART MISSION Graham Kliese	3	69.1 800m	0:10.92 800m	1:11.21 [2] (0:14.09)	0:57.12 [4] (0:10.94)	0:46.18 [5] (0:10.92)	0:35.26 [5] (0:11.24)	0:24.02 [5] (0:11.76)	0:12.26 [4] (0:12.26)	0.1L	0:35.26	-3
3	6 LOOMING LEGEND Chris Whiteley	4	68.2 800m	0:10.78 800m	1:11.40 [3] (0:13.91)	0:57.49 [2] (0:10.79)	0:46.70 [2] (0:10.78)	0:35.92 [2] (0:11.31)	0:24.61 [1] (0:11.86)	0:12.75 [2] (0:12.75)	1.22L	0:35.92	-4
4	8 WEBS Nathan Thomas	7	67.6 800m	0:10.85 800m	1:11.41 [4] (0:14.35)	0:57.06 [7] (0:10.88)	0:46.18 [7] (0:10.85)	0:35.33 [6] (0:11.26)	0:24.07 [6] (0:11.61)	0:12.46 [4] (0:12.46)	1.31L	0:35.33	-4
5	3 ALLEZ PARIS Jackson Murphy	2	67.6 800m	0:10.73 1000m	1:11.49 [5] (0:13.83)	0:57.66 [1] (0:10.73)	0:46.93 [1] (0:10.88)	0:36.05 [1] (0:11.36)	0:24.69 [2] (0:11.84)	0:12.85 [1] (0:12.85)	1.76L	0:36.05	-7
6	4 MARCH MADNESS Jason Taylor	8	68.0 800m	0:10.77 1000m	1:11.52 [6] (0:14.76)	0:56.76 [9] (0:10.77)	0:45.99 [9] (0:10.79)	0:35.20 [9] (0:11.23)	0:23.97 [8] (0:11.65)	0:12.32 [8] (0:12.32)	1.92L	0:35.20	-7
7	7 SNEAKY FREDDY Isabella Teh	6	67.8 800m	0:10.97 800m	1:11.54 [7] (0:14.14)	0:57.40 [6] (0:11.05)	0:46.35 [6] (0:10.97)	0:35.38 [7] (0:11.20)	0:24.18 [7] (0:11.64)	0:12.54 [6] (0:12.54)	2.08L	0:35.38	+0
8	9 BEAUTIFUL LIES Chelsea Jokic	10	68.1 800m	0:10.80 800m	1:11.78 [8] (0:14.38)	0:57.40 [8] (0:11.05)	0:46.35 [8] (0:10.80)	0:35.55 [8] (0:11.33)	0:24.22 [9] (0:11.69)	0:12.53 [9] (0:12.53)	3.44L	0:35.55	-2
9	10 RAFFY'S GIRL Wanderson D'Avila	1	66.9 800m	0:10.83 1000m	1:11.88 [9] (0:14.09)	0:57.79 [5] (0:10.83)	0:46.96 [4] (0:10.92)	0:36.04 [4] (0:11.34)	0:24.70 [4] (0:11.98)	0:12.72 [7] (0:12.72)	4.04L	0:36.04	-6

Scratched: Care Taker (#1)

[ ] Ranking at each section and finish  
 -:-:- No data available at this section  
 NA No data available

SCN Saddle cloth number  
 DNF Did not finish  
 DNT Did not track



Horse/Jockey Name	Sogoya
Final Rank	1
Fastest Section Time (Section)	0:10.91 (1000m)
Top Speed [km/h] (Section)	67.6 (1000m)
Race State	Finished

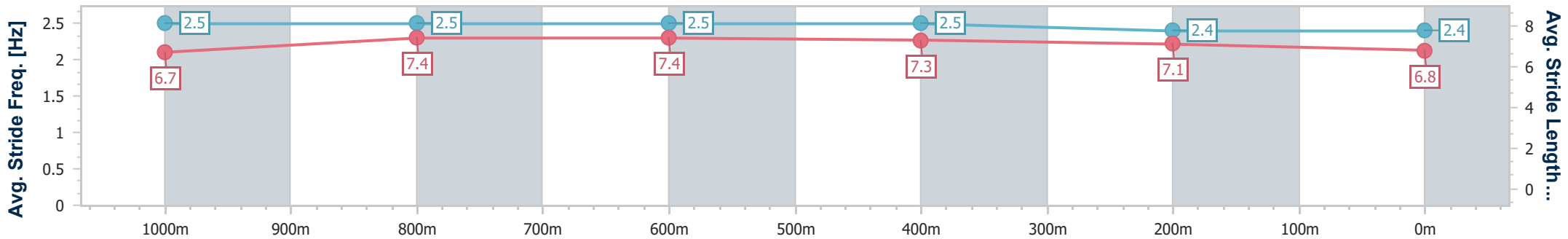
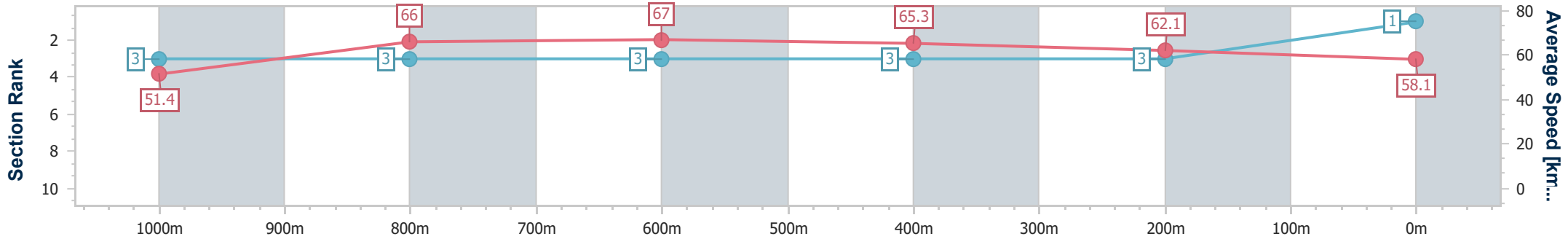


Townsville QLD Professional  
 Race 1: LADBROKES SAME RACE MULTI QTIS Two-Year-Old  
 Maiden Handicap - 1200m



25 May 2024 - 12:23  
 Track Rating: Good 4, Weather: Fine, Rail Position: +6.5m 1000m-  
 W/P; +3.0 Rem

Section	Overall	1000m	800m	600m	400m	200m								
Section Times	1:11.19 [1] (0:14.00)	0:57.19 [3] (0:10.91)	0:46.28 [3] (0:10.91)	0:35.37 [3] (0:11.27)	0:24.10 [3] (0:11.71)	0:12.39 [3] (0:12.39)								
Average Speed [km/h]	51.4	66.0	67.0	65.3	62.1	58.1								
Top Speed [km/h]	66.4	67.6	67.4	67.0	63.6	60.6								
Avg. Dist. to Rail [m]	4.8	0.9	3.4	4.5	5.7	7.4								
Avg. Stride Freq. [Hz]	2.5	2.5	2.5	2.5	2.4	2.4								
Avg. Stride Length [m]	6.7	7.4	7.4	7.3	7.1	6.8								



- [ ] Ranking at each section and finish
- .-.- No data available at this section
- NA No data available



Horse/Jockey Name	Smart Mission
Final Rank	2
Fastest Section Time (Section)	0:10.92 (800m)
Top Speed [km/h] (Section)	69.1 (800m)
Race State	Finished

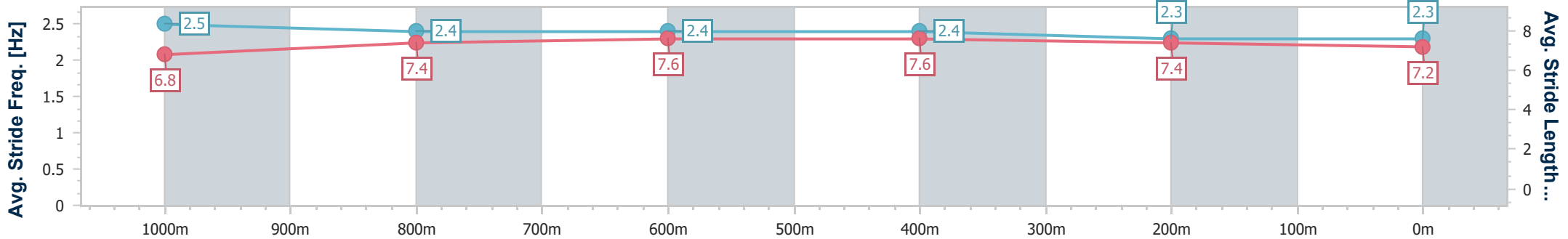
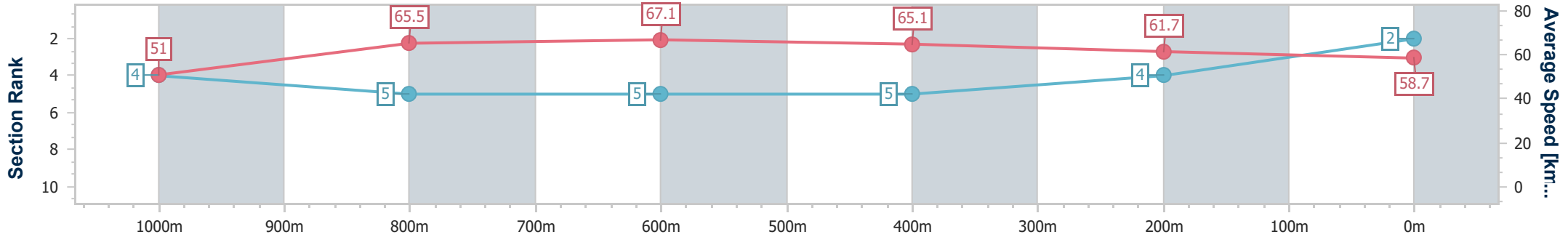


Townsville QLD Professional  
 Race 1: LADBROKES SAME RACE MULTI QTIS Two-Year-Old  
 Maiden Handicap - 1200m



25 May 2024 - 12:23  
 Track Rating: Good 4, Weather: Fine, Rail Position: +6.5m 1000m-  
 W/P; +3.0 Rem

Section	Overall	1000m	800m	600m	400m	200m							
Section Times	1:11.21 [2] (0:14.09)	0:57.12 [4] (0:10.94)	0:46.18 [5] (0:10.92)	0:35.26 [5] (0:11.24)	0:24.02 [5] (0:11.76)	0:12.26 [4] (0:12.26)							
Average Speed [km/h]	51.0	65.5	67.1	65.1	61.7	58.7							
Top Speed [km/h]	65.6	67.0	69.1	66.6	64.3	60.8							
Avg. Dist. to Rail [m]	3.0	1.7	3.6	3.7	3.4	3.7							
Avg. Stride Freq. [Hz]	2.5	2.4	2.4	2.4	2.3	2.3							
Avg. Stride Length [m]	6.8	7.4	7.6	7.6	7.4	7.2							



- [ ] Ranking at each section and finish
- .-.- No data available at this section
- NA No data available



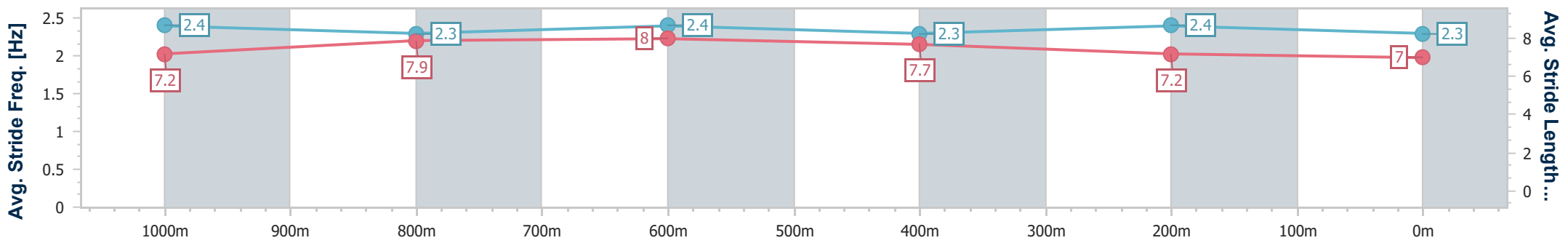
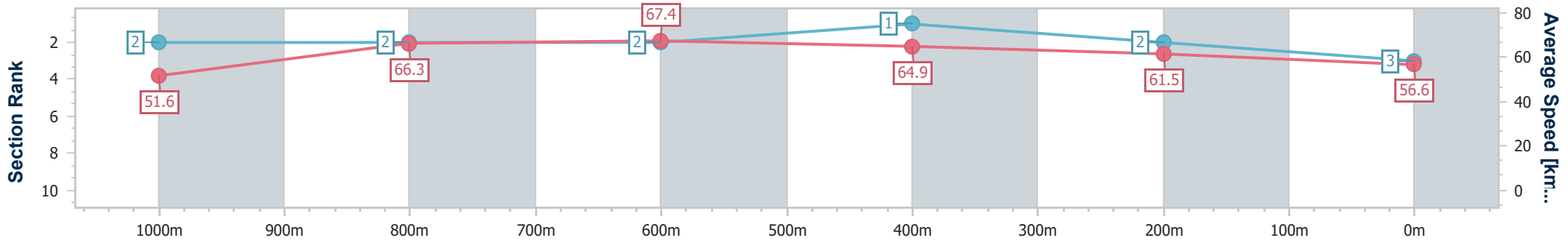
Horse/Jockey Name	Looming Legend
Final Rank	3
Fastest Section Time (Section)	0:10.78 (800m)
Top Speed [km/h] (Section)	68.2 (800m)
Race State	Finished



**Townsville QLD Professional**  
**Race 1: LADBROKES SAME RACE MULTI QTIS Two-Year-Old**  
**Maiden Handicap - 1200m**  
 25 May 2024 - 12:23  
 Track Rating: Good 4, Weather: Fine, Rail Position: +6.5m 1000m-  
 W/P; +3.0 Rem



Section	Overall	1000m	800m	600m	400m	200m								
Section Times	1:11.40 [3] (0:13.91)	0:57.49 [2] (0:10.79)	0:46.70 [2] (0:10.78)	0:35.92 [2] (0:11.31)	0:24.61 [1] (0:11.86)	0:12.75 [2] (0:12.75)								
Average Speed [km/h]	51.6	66.3	67.4	64.9	61.5	56.6								
Top Speed [km/h]	66.8	67.3	68.2	66.8	63.9	59.6								
Avg. Dist. to Rail [m]	3.2	1.9	2.1	4.1	6.5	6.1								
Avg. Stride Freq. [Hz]	2.4	2.3	2.4	2.3	2.4	2.3								
Avg. Stride Length [m]	7.2	7.9	8.0	7.7	7.2	7.0								



- [ ] Ranking at each section and finish
- .-.- No data available at this section
- NA No data available



Horse/Jockey Name	Webs
Final Rank	4
Fastest Section Time (Section)	0:10.85 (800m)
Top Speed [km/h] (Section)	67.6 (800m)
Race State	Finished

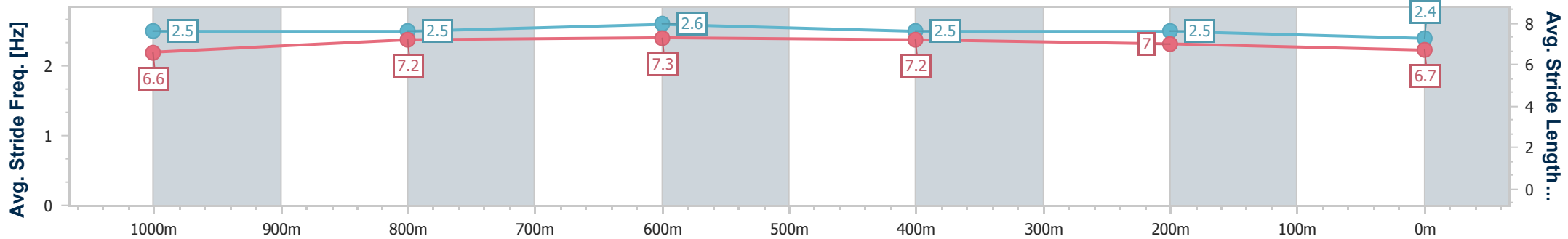
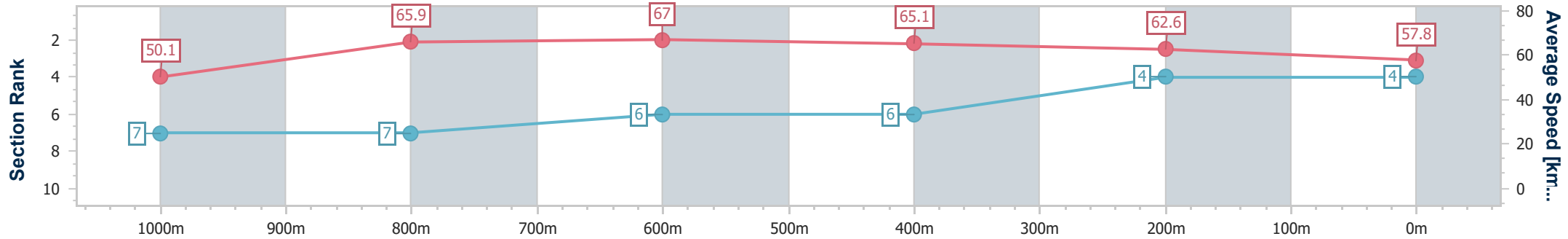


Townsville QLD Professional  
 Race 1: LADBROKES SAME RACE MULTI QTIS Two-Year-Old  
 Maiden Handicap - 1200m



25 May 2024 - 12:23  
 Track Rating: Good 4, Weather: Fine, Rail Position: +6.5m 1000m-  
 W/P; +3.0 Rem

Section	Overall	1000m	800m	600m	400m	200m
Section Times	1:11.41 [4] (0:14.35)	0:57.06 [7] (0:10.88)	0:46.18 [7] (0:10.85)	0:35.33 [6] (0:11.26)	0:24.07 [6] (0:11.61)	0:12.46 [4] (0:12.46)
Average Speed [km/h]	50.1	65.9	67.0	65.1	62.6	57.8
Top Speed [km/h]	66.5	66.6	67.6	66.3	63.3	61.5
Avg. Dist. to Rail [m]	4.5	1.3	1.9	3.9	5.6	7.9
Avg. Stride Freq. [Hz]	2.5	2.5	2.6	2.5	2.5	2.4
Avg. Stride Length [m]	6.6	7.2	7.3	7.2	7.0	6.7



- [ ] Ranking at each section and finish
- .-.- No data available at this section
- NA No data available



Horse/Jockey Name	Allez Paris
Final Rank	5
Fastest Section Time (Section)	0:10.73 (1000m)
Top Speed [km/h] (Section)	67.6 (800m)
Race State	Finished

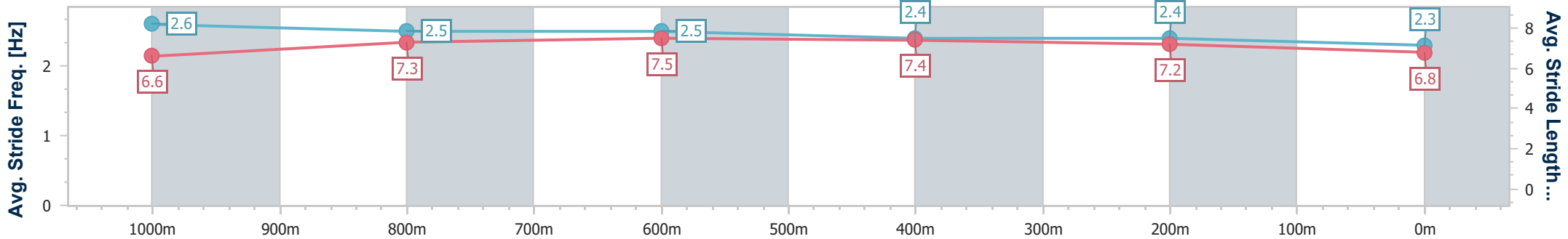
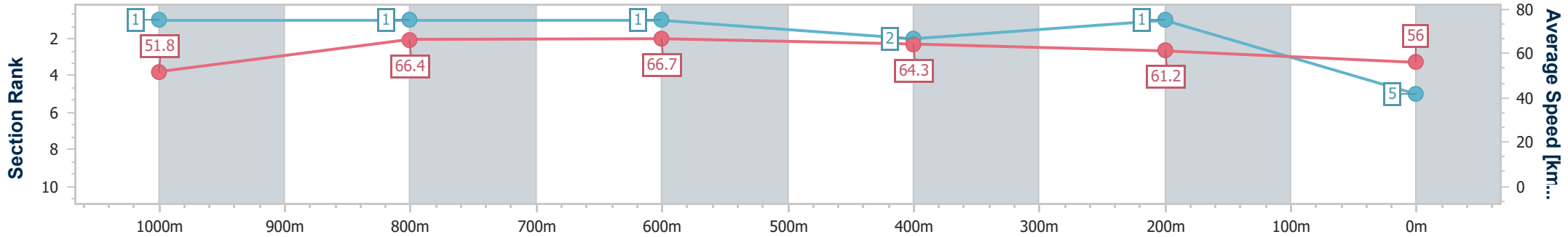


Townsville QLD Professional  
Race 1: LADBROKES SAME RACE MULTI QTIS Two-Year-Old  
Maiden Handicap - 1200m



25 May 2024 - 12:23  
Track Rating: Good 4, Weather: Fine, Rail Position: +6.5m 1000m-  
W/P; +3.0 Rem

Section	Overall	1000m	800m	600m	400m	200m								
Section Times	1:11.49 [5] (0:13.83)	0:57.66 [1] (0:10.73)	0:46.93 [1] (0:10.88)	0:36.05 [1] (0:11.36)	0:24.69 [2] (0:11.84)	0:12.85 [1] (0:12.85)								
Average Speed [km/h]	51.8	66.4	66.7	64.3	61.2	56.0								
Top Speed [km/h]	66.3	66.8	67.6	66.4	62.8	59.5								
Avg. Dist. to Rail [m]	2.9	2.3	1.5	3.0	3.8	4.0								
Avg. Stride Freq. [Hz]	2.6	2.5	2.5	2.4	2.4	2.3								
Avg. Stride Length [m]	6.6	7.3	7.5	7.4	7.2	6.8								



- [ ] Ranking at each section and finish
- .-.- No data available at this section
- NA No data available



Horse/Jockey Name	March Madness
Final Rank	6
Fastest Section Time (Section)	0:10.77 (1000m)
Top Speed [km/h] (Section)	68.0 (800m)
Race State	Finished

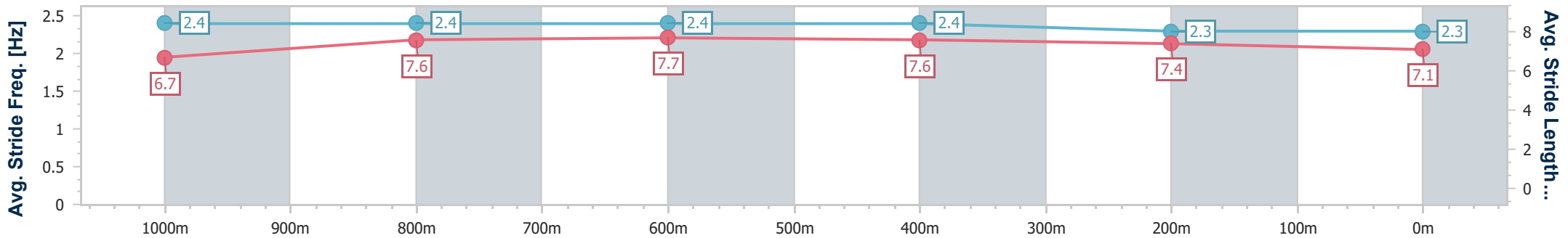
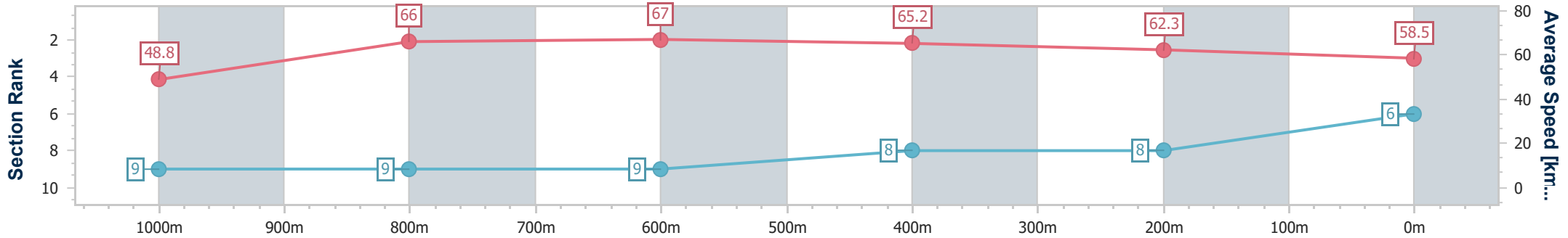


Townsville QLD Professional  
Race 1: LADBROKES SAME RACE MULTI QTIS Two-Year-Old  
Maiden Handicap - 1200m



25 May 2024 - 12:23  
Track Rating: Good 4, Weather: Fine, Rail Position: +6.5m 1000m-  
W/P; +3.0 Rem

Section	Overall	1000m	800m	600m	400m	200m								
Section Times	1:11.52 [6] (0:14.76)	0:56.76 [9] (0:10.77)	0:45.99 [9] (0:10.79)	0:35.20 [9] (0:11.23)	0:23.97 [8] (0:11.65)	0:12.32 [8] (0:12.32)								
Average Speed [km/h]	48.8	66.0	67.0	65.2	62.3	58.5								
Top Speed [km/h]	65.8	67.1	68.0	66.6	63.6	62.1								
Avg. Dist. to Rail [m]	4.3	2.7	0.8	3.1	5.4	6.9								
Avg. Stride Freq. [Hz]	2.4	2.4	2.4	2.4	2.3	2.3								
Avg. Stride Length [m]	6.7	7.6	7.7	7.6	7.4	7.1								



- [ ] Ranking at each section and finish
- .-.- No data available at this section
- NA No data available



Horse/Jockey Name	Sneaky Freddy
Final Rank	7
Fastest Section Time (Section)	0:10.97 (800m)
Top Speed [km/h] (Section)	67.8 (800m)
Race State	Finished

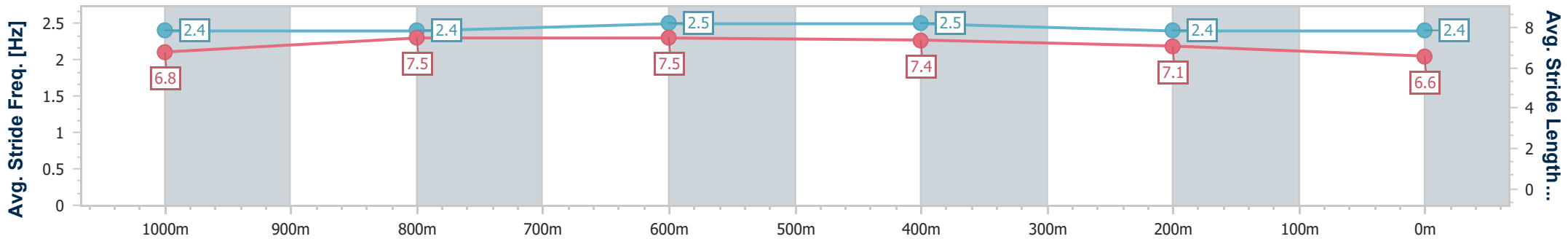
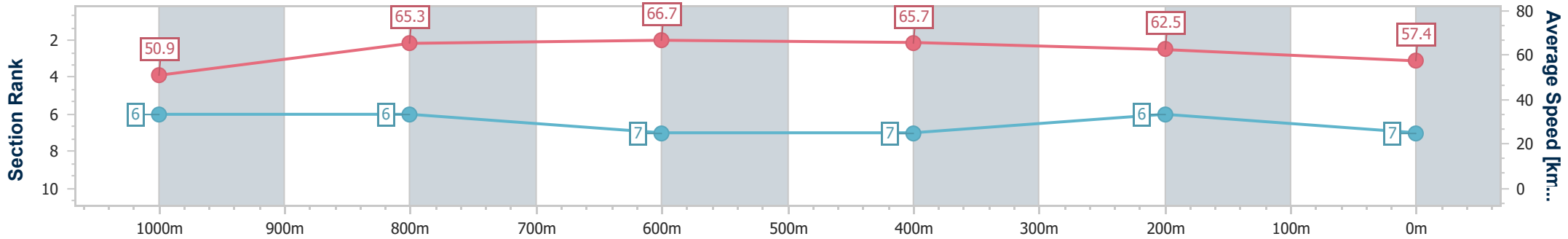


Townsville QLD Professional  
Race 1: LADBROKES SAME RACE MULTI QTIS Two-Year-Old  
Maiden Handicap - 1200m



25 May 2024 - 12:23  
Track Rating: Good 4, Weather: Fine, Rail Position: +6.5m 1000m-  
W/P; +3.0 Rem

Section	Overall	1000m	800m	600m	400m	200m							
Section Times	1:11.54 [7] (0:14.14)	0:57.40 [6] (0:11.05)	0:46.35 [6] (0:10.97)	0:35.38 [7] (0:11.20)	0:24.18 [7] (0:11.64)	0:12.54 [6] (0:12.54)							
Average Speed [km/h]	50.9	65.3	66.7	65.7	62.5	57.4							
Top Speed [km/h]	66.4	66.7	67.8	66.6	63.7	61.2							
Avg. Dist. to Rail [m]	3.1	1.1	3.3	4.4	6.5	8.7							
Avg. Stride Freq. [Hz]	2.4	2.4	2.5	2.5	2.4	2.4							
Avg. Stride Length [m]	6.8	7.5	7.5	7.4	7.1	6.6							



- [ ] Ranking at each section and finish
- .-.- No data available at this section
- NA No data available





Horse/Jockey Name	Beautiful Lies
Final Rank	8
Fastest Section Time (Section)	0:10.80 (800m)
Top Speed [km/h] (Section)	68.1 (800m)
Race State	Finished

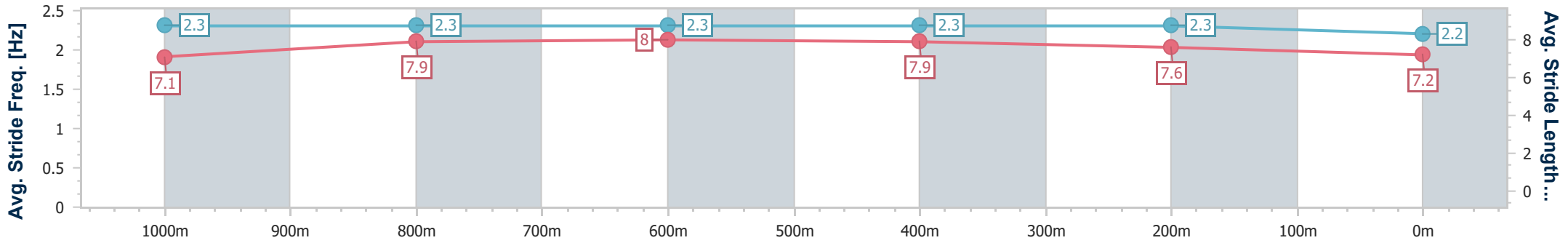
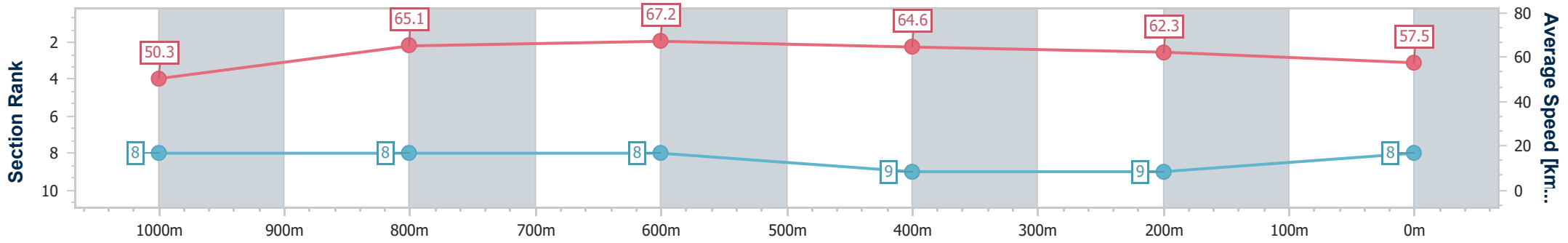


Townsville QLD Professional  
 Race 1: LADBROKES SAME RACE MULTI QTIS Two-Year-Old  
 Maiden Handicap - 1200m



25 May 2024 - 12:23  
 Track Rating: Good 4, Weather: Fine, Rail Position: +6.5m 1000m-  
 W/P; +3.0 Rem

Section	Overall	1000m	800m	600m	400m	200m							
Section Times	1:11.78 [8] (0:14.38)	0:57.40 [8] (0:11.05)	0:46.35 [8] (0:10.80)	0:35.55 [8] (0:11.33)	0:24.22 [9] (0:11.69)	0:12.53 [9] (0:12.53)							
Average Speed [km/h]	50.3	65.1	67.2	64.6	62.3	57.5							
Top Speed [km/h]	63.1	67.2	68.1	67.0	63.1	61.2							
Avg. Dist. to Rail [m]	7.4	1.0	1.8	3.6	6.2	9.7							
Avg. Stride Freq. [Hz]	2.3	2.3	2.3	2.3	2.3	2.2							
Avg. Stride Length [m]	7.1	7.9	8.0	7.9	7.6	7.2							



- [ ] Ranking at each section and finish
- .-.- No data available at this section
- NA No data available



Horse/Jockey Name	Raffy's Girl
Final Rank	9
Fastest Section Time (Section)	0:10.83 (1000m)
Top Speed [km/h] (Section)	66.9 (800m)
Race State	Finished

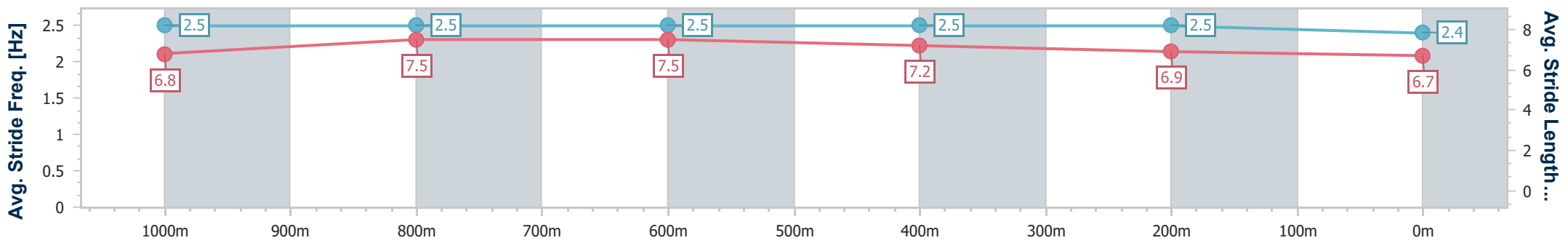
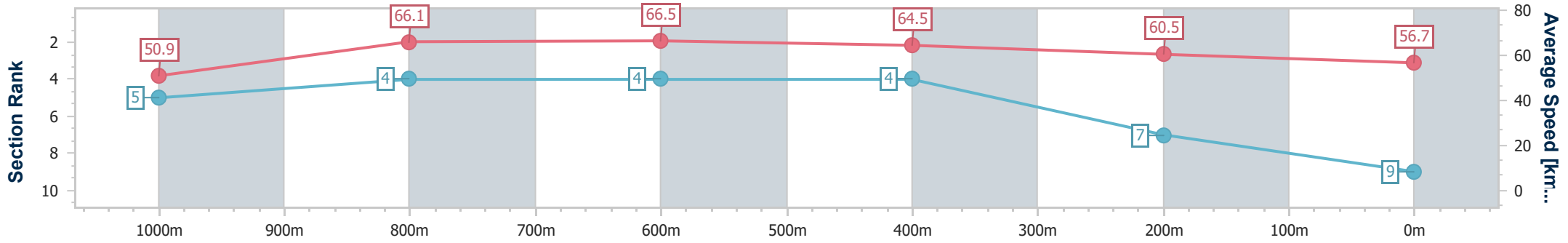


Townsville QLD Professional  
 Race 1: LADBROKES SAME RACE MULTI QTIS Two-Year-Old  
 Maiden Handicap - 1200m



25 May 2024 - 12:23  
 Track Rating: Good 4, Weather: Fine, Rail Position: +6.5m 1000m-  
 W/P; +3.0 Rem

Section	Overall	1000m	800m	600m	400m	200m							
Section Times	1:11.88 [9] (0:14.09)	0:57.79 [5] (0:10.83)	0:46.96 [4] (0:10.92)	0:36.04 [4] (0:11.34)	0:24.70 [4] (0:11.98)	0:12.72 [7] (0:12.72)							
Average Speed [km/h]	50.9	66.1	66.5	64.5	60.5	56.7							
Top Speed [km/h]	65.8	66.9	66.9	65.7	61.9	59.4							
Avg. Dist. to Rail [m]	2.7	1.6	1.5	3.2	4.0	5.6							
Avg. Stride Freq. [Hz]	2.5	2.5	2.5	2.5	2.5	2.4							
Avg. Stride Length [m]	6.8	7.5	7.5	7.2	6.9	6.7							



- [ ] Ranking at each section and finish
- .-.- No data available at this section
- NA No data available



# Townsville QLD Professional

## Race 2: ST PATRICK'S COLLEGE TOWNSVILLE Class 6 Plate - 1609m

25 May 2024 - 12:58



Track Rating: Good 4, Weather: Fine, Rail Position: +6.5m 1000m-W/P; +3m Rem

Section		Overall	1400m	1200m	1000m	800m	600m	400m	Last 600m				
Field Times		1:37.85 (0:16.14)	1:21.71 (0:11.88)	1:09.83 (0:12.20)	0:57.63 (0:11.76)	0:45.87 (0:11.31)	0:34.56 (0:11.27)	0:23.29 (0:11.34)	0:34.56				
Rank	TAB Horse/Jockey	Barrier	Top Speed [km/h]	Fastest Section									Distance Travelled [m]
1	7 OLYMPIC KORCHNOI Tyler Leslight	8	65.4 400m	0:11.24 400m	1:37.85 [1] (0:16.14)	1:21.71 [1] (0:11.88)	1:09.83 [1] (0:12.20)	0:57.63 [1] (0:11.76)	0:45.87 [1] (0:11.31)	0:34.56 [2] (0:11.38)	0:23.18 [2] (0:11.24)	0:34.56	
2	3 MOOLOOLABA Lacey Morrison	3	66.4 600m	0:11.08 800m	1:37.87 [2] (0:16.29)	1:21.58 [2] (0:12.04)	1:09.54 [2] (0:12.17)	0:57.37 [2] (0:11.71)	0:45.66 [2] (0:11.08)	0:34.58 [1] (0:11.27)	0:23.31 [1] (0:11.34)	0:34.58	-1
3	2 MEDAL Jason Taylor	2	67.2 600m	0:10.95 800m	1:37.94 [3] (0:16.86)	1:21.08 [5] (0:12.17)	1:08.91 [5] (0:12.04)	0:56.87 [5] (0:11.71)	0:45.16 [5] (0:10.95)	0:34.21 [6] (0:11.13)	0:23.08 [5] (0:11.28)	0:34.21	+1
4	6 MONASTERY Jackson Murphy	4	67.7 800m	0:11.08 800m	1:37.97 [4] (0:16.47)	1:21.50 [3] (0:12.19)	1:09.31 [3] (0:12.04)	0:57.27 [3] (0:11.77)	0:45.50 [4] (0:11.08)	0:34.42 [4] (0:11.27)	0:23.15 [4] (0:11.37)	0:34.42	+5
5	1 JOE'S GIGGLE Graham Kliese	1	66.2 800m	0:10.96 800m	1:38.14 [5] (0:16.66)	1:21.48 [4] (0:12.23)	1:09.25 [4] (0:12.04)	0:57.21 [4] (0:11.54)	0:45.67 [3] (0:10.96)	0:34.71 [3] (0:11.30)	0:23.41 [3] (0:11.40)	0:34.71	-4
6	4 CASTILE Chris Whiteley	6	67.4 600m	0:10.99 800m	1:38.26 [6] (0:16.97)	1:21.29 [6] (0:12.08)	1:09.21 [6] (0:12.13)	0:57.08 [6] (0:11.74)	0:45.34 [7] (0:10.99)	0:34.35 [7] (0:11.17)	0:23.18 [7] (0:11.21)	0:34.35	+3
7	8 TORQUE ESPAGNA Chelsea Jokic	5	66.8 800m	0:10.83 800m	1:39.79 [7] (0:17.33)	1:22.46 [7] (0:11.99)	1:10.47 [7] (0:12.07)	0:58.40 [7] (0:11.45)	0:46.95 [6] (0:10.83)	0:36.12 [5] (0:11.38)	0:24.74 [6] (0:11.90)	0:36.12	+0
8	5 CAPITAL GIRL Isabella Teh	7	65.2 800m	0:11.17 800m	1:40.87 [8] (0:17.50)	1:23.37 [8] (0:12.16)	1:11.21 [8] (0:12.16)	0:59.05 [8] (0:11.52)	0:47.53 [8] (0:11.17)	0:36.36 [8] (0:11.59)	0:24.77 [8] (0:12.00)	0:36.36	+3



# Townsville QLD Professional

## Race 2: ST PATRICK'S COLLEGE TOWNSVILLE Class 6 Plate - 1609m

25 May 2024 - 12:58



Track Rating: Good 4, Weather: Fine, Rail Position: +6.5m 1000m-W/P; +3m Rem

Section							200m			Last 600m
Field Times							0:11.95			0:34.56
							(0:11.95)			
Rank	TAB	Horse/Jockey	Barrier	Top Speed [km/h]	Fastest Section	Margin			Distance Travelled [m]	
1	7	<b>OLYMPIC KORCHNOI</b> Tyler Leslight	8	65.4 400m	0:11.24 400m	0:11.94 [2] (0:11.94)	1:37.85			0:34.56
2	3	<b>MOOLOOLABA</b> Lacey Morrison	3	66.4 600m	0:11.08 800m	0:11.97 [1] (0:11.97)	0.08L			0:34.58 -1
3	2	<b>MEDAL</b> Jason Taylor	2	67.2 600m	0:10.95 800m	0:11.80 [4] (0:11.80)	0.53L			0:34.21 +1
4	6	<b>MONASTERY</b> Jackson Murphy	4	67.7 800m	0:11.08 800m	0:11.78 [5] (0:11.78)	0.66L			0:34.42 +5
5	1	<b>JOE'S GIGGLE</b> Graham Kliese	1	66.2 800m	0:10.96 800m	0:12.01 [3] (0:12.01)	1.69L			0:34.71 -4
6	4	<b>CASTILE</b> Chris Whiteley	6	67.4 600m	0:10.99 800m	0:11.97 [6] (0:11.97)	2.39L			0:34.35 +3
7	8	<b>TORQUE ESPAGNA</b> Chelsea Jokic	5	66.8 800m	0:10.83 800m	0:12.84 [7] (0:12.84)	11.39L			0:36.12 +0
8	5	<b>CAPITAL GIRL</b> Isabella Teh	7	65.2 800m	0:11.17 800m	0:12.77 [8] (0:12.77)	17.73L			0:36.36 +3



Horse/Jockey Name	Olympic Korchnoi
Final Rank	1
Fastest Section Time (Section)	0:11.24 (400m)
Top Speed [km/h] (Section)	65.4 (400m)
Race State	Finished



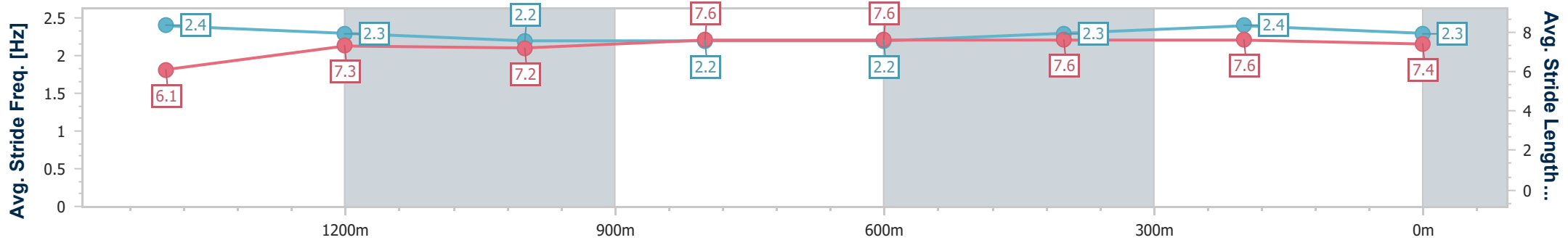
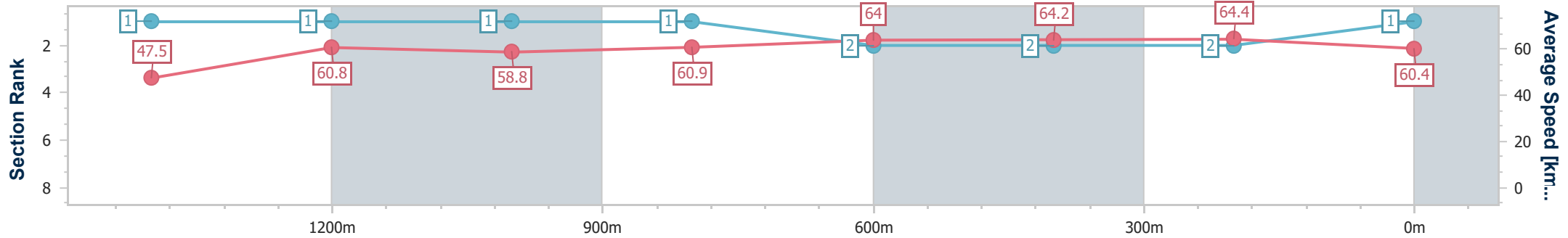
Townsville QLD Professional  
Race 2: ST PATRICK'S COLLEGE TOWNSVILLE Class 6 Plate - 1609m



25 May 2024 - 12:58

Track Rating: Good 4, Weather: Fine, Rail Position: +6.5m 1000m-W/P; +3m Rem

Section	Overall	1400m	1200m	1000m	800m	600m	400m	200m						
Section Times	1:37.85 [1] (0:16.14)	1:21.71 [1] (0:11.88)	1:09.83 [1] (0:12.20)	0:57.63 [1] (0:11.76)	0:45.87 [1] (0:11.31)	0:34.56 [2] (0:11.38)	0:23.18 [2] (0:11.24)	0:11.94 [2] (0:11.94)						
Average Speed [km/h]	47.5	60.8	58.8	60.9	64.0	64.2	64.4	60.4						
Top Speed [km/h]	62.6	64.1	59.4	63.9	64.4	65.3	65.4	63.4						
Avg. Dist. to Rail [m]	8.5	1.2	2.1	1.4	1.4	2.7	4.3	4.9						
Avg. Stride Freq. [Hz]	2.4	2.3	2.2	2.2	2.2	2.3	2.4	2.3						
Avg. Stride Length [m]	6.1	7.3	7.2	7.6	7.6	7.6	7.6	7.4						



- [ ] Ranking at each section and finish
- .-.- No data available at this section
- NA No data available



Horse/Jockey Name	Mooloolaba
Final Rank	2
Fastest Section Time (Section)	0:11.08 (800m)
Top Speed [km/h] (Section)	66.4 (600m)
Race State	Finished



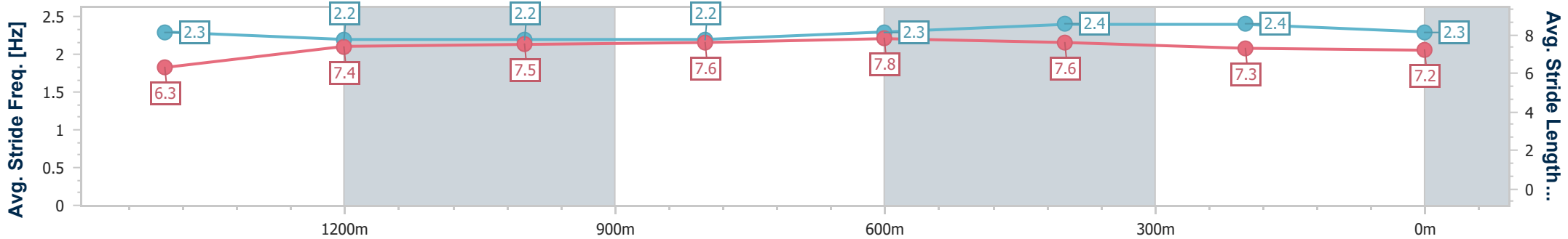
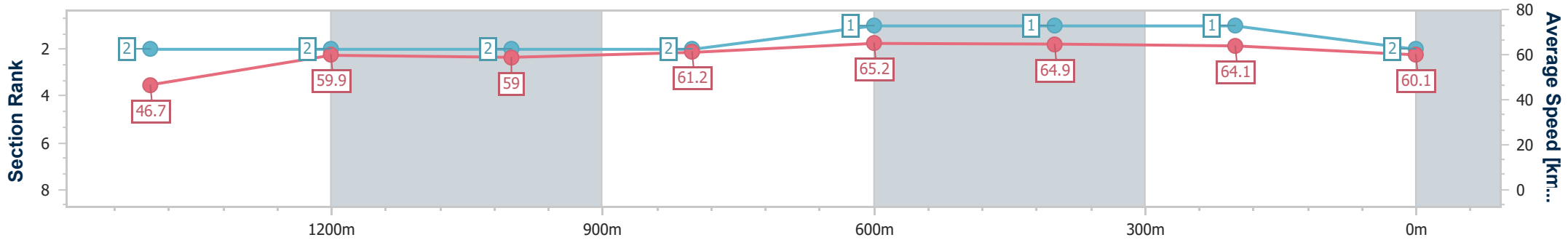
Townsville QLD Professional  
Race 2: ST PATRICK'S COLLEGE TOWNSVILLE Class 6 Plate - 1609m



25 May 2024 - 12:58

Track Rating: Good 4, Weather: Fine, Rail Position: +6.5m 1000m-  
W/P; +3m Rem

Section	Overall	1400m	1200m	1000m	800m	600m	400m	200m						
Section Times	1:37.87 [2] (0:16.29)	1:21.58 [2] (0:12.04)	1:09.54 [2] (0:12.17)	0:57.37 [2] (0:11.71)	0:45.66 [2] (0:11.08)	0:34.58 [1] (0:11.27)	0:23.31 [1] (0:11.34)	0:11.97 [1] (0:11.97)						
Average Speed [km/h]	46.7	59.9	59.0	61.2	65.2	64.9	64.1	60.1						
Top Speed [km/h]	60.3	61.0	59.7	65.0	66.1	66.4	65.0	62.6						
Avg. Dist. to Rail [m]	4.9	1.7	1.4	1.6	1.0	3.6	5.6	6.2						
Avg. Stride Freq. [Hz]	2.3	2.2	2.2	2.2	2.3	2.4	2.4	2.3						
Avg. Stride Length [m]	6.3	7.4	7.5	7.6	7.8	7.6	7.3	7.2						



- [ ] Ranking at each section and finish
- .-.- No data available at this section
- NA No data available



Horse/Jockey Name	Medal
Final Rank	3
Fastest Section Time (Section)	0:10.95 (800m)
Top Speed [km/h] (Section)	67.2 (600m)
Race State	Finished



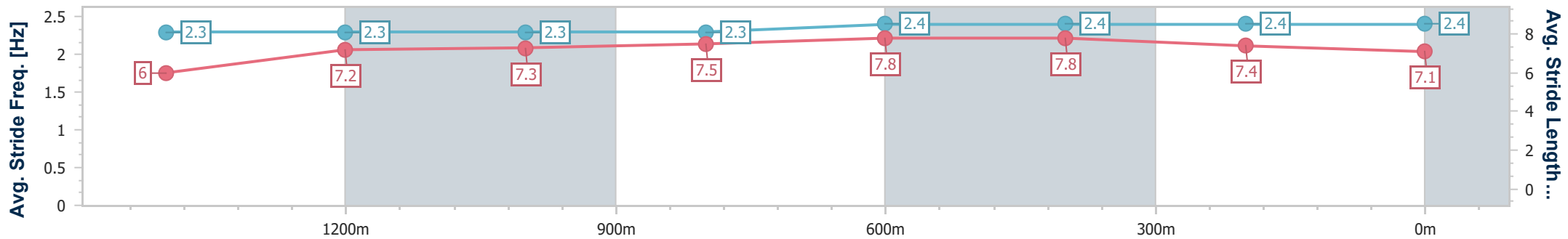
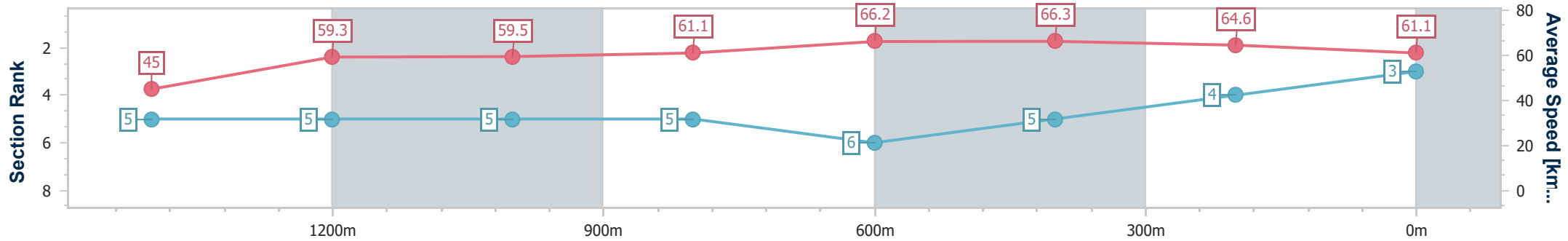
Townsville QLD Professional  
Race 2: ST PATRICK'S COLLEGE TOWNSVILLE Class 6 Plate - 1609m



25 May 2024 - 12:58

Track Rating: Good 4, Weather: Fine, Rail Position: +6.5m 1000m-W/P; +3m Rem

Section	Overall	1400m	1200m	1000m	800m	600m	400m	200m						
Section Times	1:37.94 [3] (0:16.86)	1:21.08 [5] (0:12.17)	1:08.91 [5] (0:12.04)	0:56.87 [5] (0:11.71)	0:45.16 [5] (0:10.95)	0:34.21 [6] (0:11.13)	0:23.08 [5] (0:11.28)	0:11.80 [4] (0:11.80)						
Average Speed [km/h]	45.0	59.3	59.5	61.1	66.2	66.3	64.6	61.1						
Top Speed [km/h]	61.2	61.2	61.3	64.3	67.1	67.2	66.5	63.4						
Avg. Dist. to Rail [m]	4.2	1.0	1.9	1.7	1.6	4.9	7.3	8.5						
Avg. Stride Freq. [Hz]	2.3	2.3	2.3	2.3	2.4	2.4	2.4	2.4						
Avg. Stride Length [m]	6.0	7.2	7.3	7.5	7.8	7.8	7.4	7.1						



- [ ] Ranking at each section and finish
- .-.- No data available at this section
- NA No data available



Horse/Jockey Name	Monastery
Final Rank	4
Fastest Section Time (Section)	0:11.08 (800m)
Top Speed [km/h] (Section)	67.7 (800m)
Race State	Finished



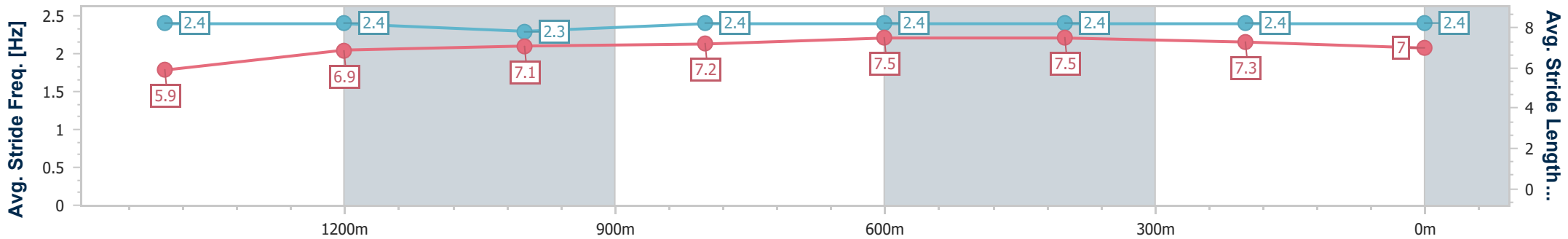
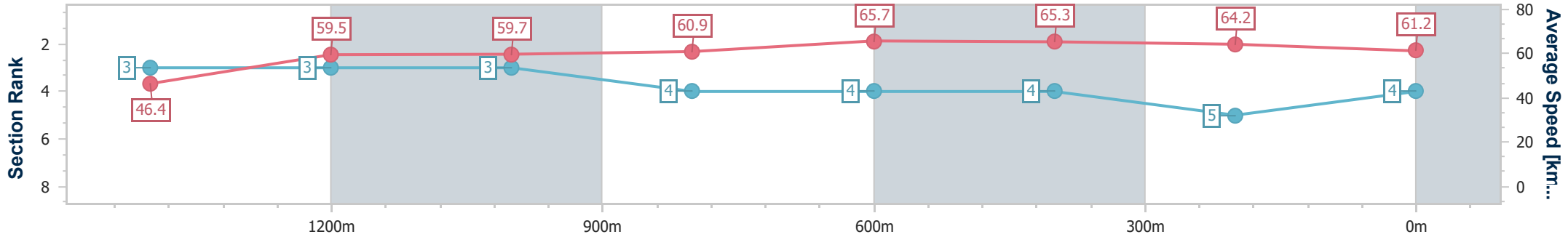
Townsville QLD Professional  
Race 2: ST PATRICK'S COLLEGE TOWNSVILLE Class 6 Plate - 1609m



25 May 2024 - 12:58

Track Rating: Good 4, Weather: Fine, Rail Position: +6.5m 1000m-W/P; +3m Rem

Section	Overall	1400m	1200m	1000m	800m	600m	400m	200m						
Section Times	1:37.97 [4] (0:16.47)	1:21.50 [3] (0:12.19)	1:09.31 [3] (0:12.04)	0:57.27 [3] (0:11.77)	0:45.50 [4] (0:11.08)	0:34.42 [4] (0:11.27)	0:23.15 [4] (0:11.37)	0:11.78 [5] (0:11.78)						
Average Speed [km/h]	46.4	59.5	59.7	60.9	65.7	65.3	64.2	61.2						
Top Speed [km/h]	61.8	60.2	61.0	64.3	67.7	67.6	66.6	63.7						
Avg. Dist. to Rail [m]	6.6	2.8	1.4	1.6	2.3	4.8	6.4	6.0						
Avg. Stride Freq. [Hz]	2.4	2.4	2.3	2.4	2.4	2.4	2.4	2.4						
Avg. Stride Length [m]	5.9	6.9	7.1	7.2	7.5	7.5	7.3	7.0						



- [ ] Ranking at each section and finish
- .-.- No data available at this section
- NA No data available





Horse/Jockey Name	Joe's Giggle
Final Rank	5
Fastest Section Time (Section)	0:10.96 (800m)
Top Speed [km/h] (Section)	66.2 (800m)
Race State	Finished



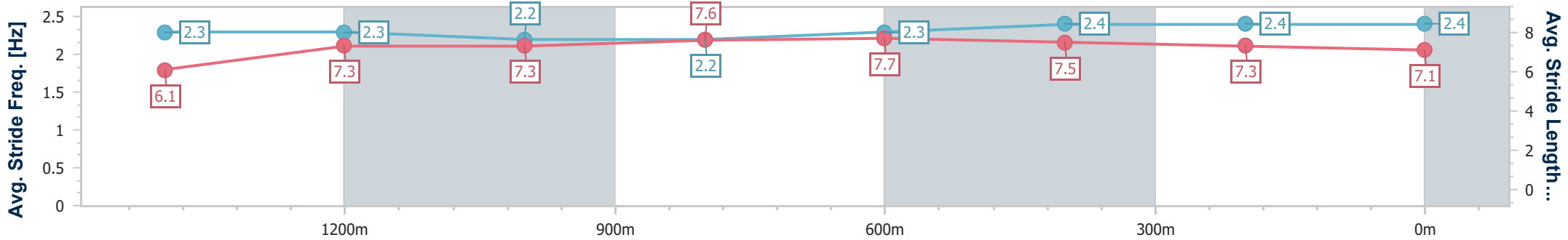
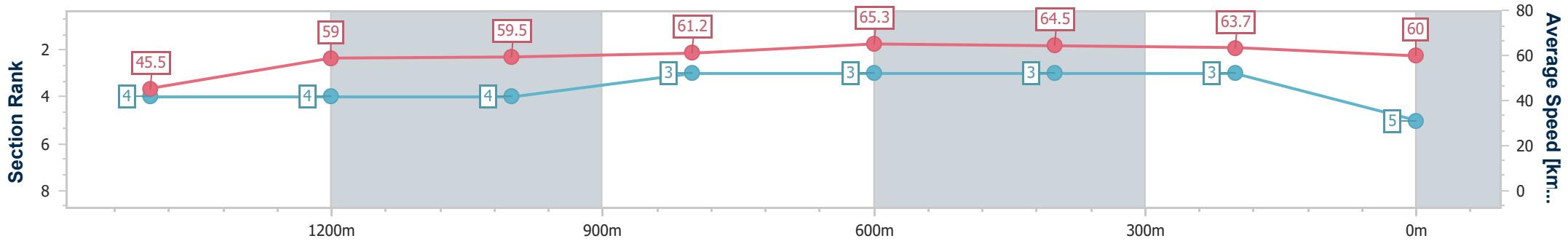
Townsville QLD Professional  
Race 2: ST PATRICK'S COLLEGE TOWNSVILLE Class 6 Plate - 1609m



25 May 2024 - 12:58

Track Rating: Good 4, Weather: Fine, Rail Position: +6.5m 1000m-W/P; +3m Rem

Section	Overall	1400m	1200m	1000m	800m	600m	400m	200m						
Section Times	1:38.14 [5] (0:16.66)	1:21.48 [4] (0:12.23)	1:09.25 [4] (0:12.04)	0:57.21 [4] (0:11.54)	0:45.67 [3] (0:10.96)	0:34.71 [3] (0:11.30)	0:23.41 [3] (0:11.40)	0:12.01 [3] (0:12.01)						
Average Speed [km/h]	45.5	59.0	59.5	61.2	65.3	64.5	63.7	60.0						
Top Speed [km/h]	59.6	59.7	61.6	64.1	66.2	64.8	64.8	63.6						
Avg. Dist. to Rail [m]	3.2	0.7	3.0	4.1	1.2	2.4	5.1	5.5						
Avg. Stride Freq. [Hz]	2.3	2.3	2.2	2.2	2.3	2.4	2.4	2.4						
Avg. Stride Length [m]	6.1	7.3	7.3	7.6	7.7	7.5	7.3	7.1						



- [ ] Ranking at each section and finish
- .-.- No data available at this section
- NA No data available



Horse/Jockey Name	Castile
Final Rank	6
Fastest Section Time (Section)	0:10.99 (800m)
Top Speed [km/h] (Section)	67.4 (600m)
Race State	Finished



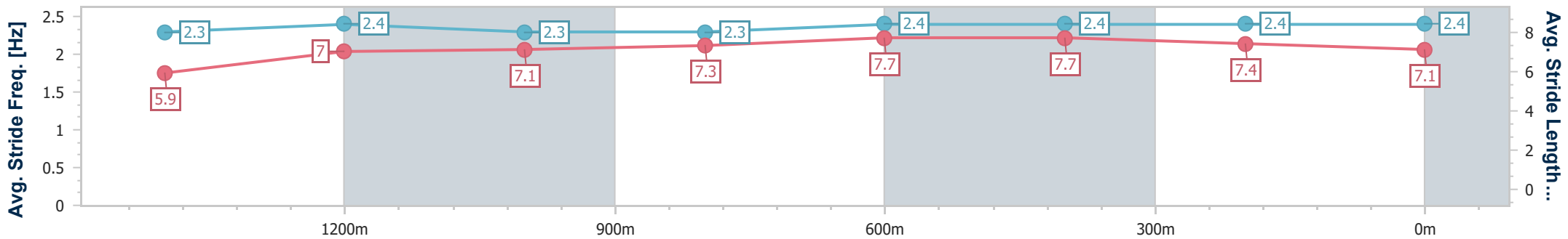
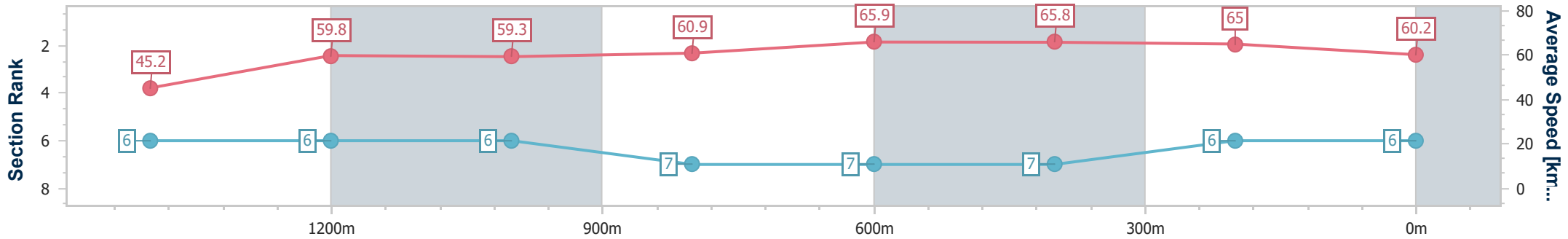
Townsville QLD Professional  
Race 2: ST PATRICK'S COLLEGE TOWNSVILLE Class 6 Plate - 1609m



25 May 2024 - 12:58

Track Rating: Good 4, Weather: Fine, Rail Position: +6.5m 1000m-W/P; +3m Rem

Section	Overall	1400m	1200m	1000m	800m	600m	400m	200m						
Section Times	1:38.26 [6] (0:16.97)	1:21.29 [6] (0:12.08)	1:09.21 [6] (0:12.13)	0:57.08 [6] (0:11.74)	0:45.34 [7] (0:10.99)	0:34.35 [7] (0:11.17)	0:23.18 [7] (0:11.21)	0:11.97 [6] (0:11.97)						
Average Speed [km/h]	45.2	59.8	59.3	60.9	65.9	65.8	65.0	60.2						
Top Speed [km/h]	60.1	61.0	60.6	64.4	67.3	67.4	66.8	64.2						
Avg. Dist. to Rail [m]	7.0	2.1	1.6	1.6	1.5	4.2	7.3	7.6						
Avg. Stride Freq. [Hz]	2.3	2.4	2.3	2.3	2.4	2.4	2.4	2.4						
Avg. Stride Length [m]	5.9	7.0	7.1	7.3	7.7	7.7	7.4	7.1						



- [ ] Ranking at each section and finish
- .-.- No data available at this section
- NA No data available



Horse/Jockey Name	Torque Espagna
Final Rank	7
Fastest Section Time (Section)	0:10.83 (800m)
Top Speed [km/h] (Section)	66.8 (800m)
Race State	Finished



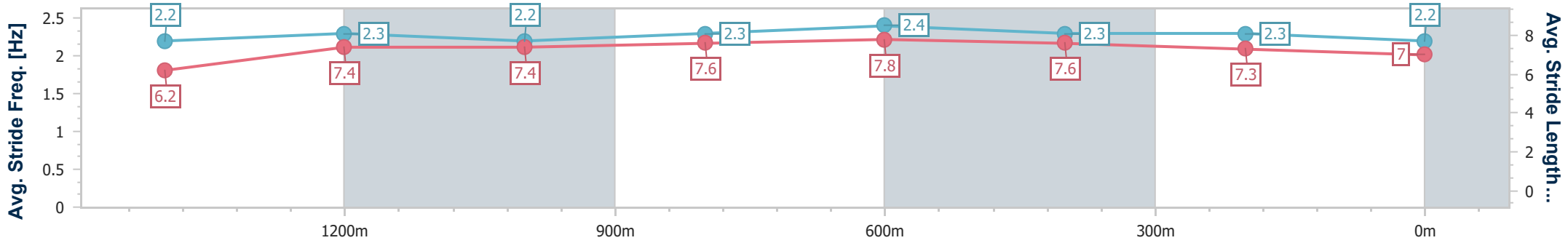
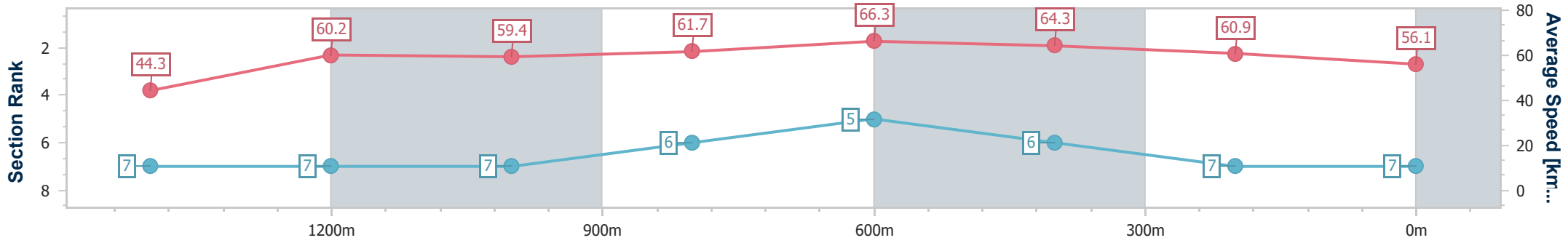
Townsville QLD Professional  
Race 2: ST PATRICK'S COLLEGE TOWNSVILLE Class 6 Plate - 1609m



25 May 2024 - 12:58

Track Rating: Good 4, Weather: Fine, Rail Position: +6.5m 1000m-W/P; +3m Rem

Section	Overall	1400m	1200m	1000m	800m	600m	400m	200m						
Section Times	1:39.79 [7] (0:17.33)	1:22.46 [7] (0:11.99)	1:10.47 [7] (0:12.07)	0:58.40 [7] (0:11.45)	0:46.95 [6] (0:10.83)	0:36.12 [5] (0:11.38)	0:24.74 [6] (0:11.90)	0:12.84 [7] (0:12.84)						
Average Speed [km/h]	44.3	60.2	59.4	61.7	66.3	64.3	60.9	56.1						
Top Speed [km/h]	60.1	61.8	61.3	64.8	66.8	66.2	62.8	60.2						
Avg. Dist. to Rail [m]	7.8	1.2	2.9	4.0	0.9	3.5	4.6	6.7						
Avg. Stride Freq. [Hz]	2.2	2.3	2.2	2.3	2.4	2.3	2.3	2.2						
Avg. Stride Length [m]	6.2	7.4	7.4	7.6	7.8	7.6	7.3	7.0						



- [ ] Ranking at each section and finish
- .-.- No data available at this section
- NA No data available



Horse/Jockey Name	Capital Girl
Final Rank	8
Fastest Section Time (Section)	0:11.17 (800m)
Top Speed [km/h] (Section)	65.2 (800m)
Race State	Finished



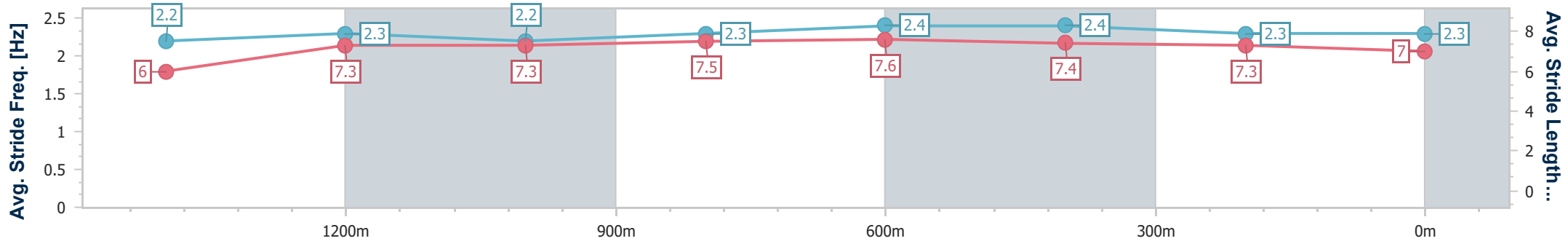
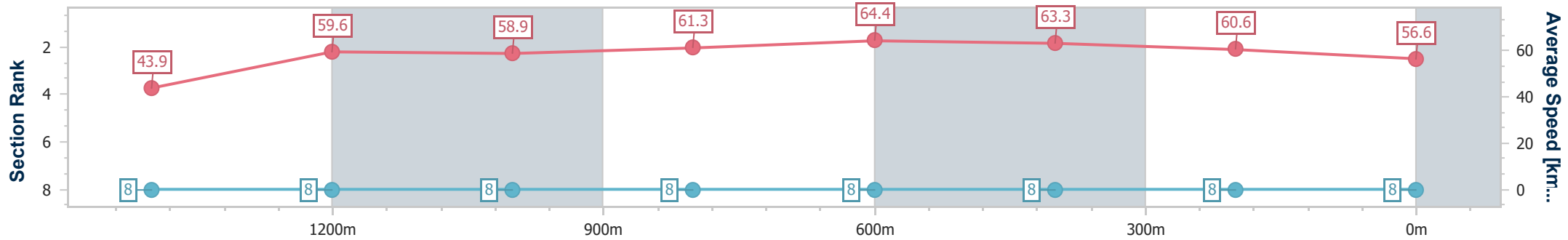
Townsville QLD Professional  
Race 2: ST PATRICK'S COLLEGE TOWNSVILLE Class 6 Plate - 1609m



25 May 2024 - 12:58

Track Rating: Good 4, Weather: Fine, Rail Position: +6.5m 1000m-W/P; +3m Rem

Section	Overall	1400m	1200m	1000m	800m	600m	400m	200m					
Section Times	1:40.87 [8] (0:17.50)	1:23.37 [8] (0:12.16)	1:11.21 [8] (0:12.16)	0:59.05 [8] (0:11.52)	0:47.53 [8] (0:11.17)	0:36.36 [8] (0:11.59)	0:24.77 [8] (0:12.00)	0:12.77 [8] (0:12.77)					
Average Speed [km/h]	43.9	59.6	58.9	61.3	64.4	63.3	60.6	56.6					
Top Speed [km/h]	59.4	61.2	60.6	63.2	65.2	64.8	61.8	59.3					
Avg. Dist. to Rail [m]	8.3	2.1	3.5	4.0	1.2	3.7	5.6	5.1					
Avg. Stride Freq. [Hz]	2.2	2.3	2.2	2.3	2.4	2.4	2.3	2.3					
Avg. Stride Length [m]	6.0	7.3	7.3	7.5	7.6	7.4	7.3	7.0					



- [ ] Ranking at each section and finish
- .-.- No data available at this section
- NA No data available



# Townsville QLD Professional

## Race 3: LADBROKES MATES MODE Maiden Handicap - 1400m



25 May 2024 - 13:33

Track Rating: Good 4, Weather: Fine, Rail Position: +6.5m 1000m-W/P; +3m Rem

Section		Field Times											
Overall	1200m	1000m	800m	600m	400m	Last 600m							
1:24.16 (0:14.73)	1:09.43 (0:11.13)	0:58.30 (0:10.84)	0:47.46 (0:11.05)	0:36.41 (0:11.81)	0:24.60 (0:12.02)	0:36.41							
Rank	TAB	Horse/Jockey	Barrier	Top Speed [km/h]	Fastest Section							Distance Travelled [m]	
1	2	STORE BEACH Carl Spry	1	68.4 800m	0:10.87 800m	1:24.16 [1] (0:15.19)	1:08.97 [6] (0:11.43)	0:57.54 [7] (0:11.11)	0:46.43 [7] (0:10.87)	0:35.56 [6] (0:11.36)	0:24.20 [5] (0:11.81)	0:35.56	
2	3	PELSAERT Nathan Thomas	7	69.4 800m	0:10.84 1000m	1:24.32 [2] (0:14.73)	1:09.59 [1] (0:11.13)	0:58.46 [1] (0:10.84)	0:47.62 [1] (0:11.05)	0:36.57 [1] (0:11.81)	0:24.76 [1] (0:12.02)	0:36.57	+4
3	1	MOEGREEN Jason Taylor	4	66.9 800m	0:10.90 800m	1:24.35 [3] (0:15.54)	1:08.81 [8] (0:11.42)	0:57.39 [8] (0:10.95)	0:46.44 [8] (0:10.90)	0:35.54 [8] (0:11.28)	0:24.26 [6] (0:11.90)	0:35.54	-2
4	9	ICE BOUND Lacey Morrison	6	68.4 800m	0:10.87 1000m	1:24.36 [4] (0:14.74)	1:09.62 [2] (0:11.24)	0:58.38 [3] (0:10.87)	0:47.51 [2] (0:11.01)	0:36.50 [2] (0:11.76)	0:24.74 [2] (0:11.99)	0:36.50	-2
5	10	BOGAN PRINCESS Wanderson D'Avila	3	66.0 800m	0:11.03 1000m	1:24.50 [5] (0:14.92)	1:09.58 [4] (0:11.31)	0:58.27 [4] (0:11.03)	0:47.24 [4] (0:11.06)	0:36.18 [4] (0:11.54)	0:24.64 [3] (0:11.95)	0:36.18	-3
6	7	RATALOUIE Isabella Teh	10	67.0 800m	0:11.09 800m	1:24.97 [6] (0:15.63)	1:09.34 [9] (0:11.40)	0:57.94 [9] (0:11.27)	0:46.67 [9] (0:11.09)	0:35.58 [11] (0:11.33)	0:24.25 [11] (0:11.85)	0:35.58	+5
7	12	MY LITTLE VIKING Jackson Murphy	8	66.5 1000m	0:11.05 1000m	1:25.02 [7] (0:15.06)	1:09.96 [5] (0:11.25)	0:58.71 [5] (0:11.05)	0:47.66 [5] (0:11.18)	0:36.48 [5] (0:11.56)	0:24.92 [8] (0:11.95)	0:36.48	-1
8	5	MUMMIFICATION Frank Edwards	9	68.0 800m	0:11.03 1000m	1:25.32 [8] (0:14.90)	1:10.42 [3] (0:11.06)	0:59.36 [2] (0:11.03)	0:48.33 [3] (0:11.11)	0:37.22 [3] (0:11.83)	0:25.39 [4] (0:12.34)	0:37.22	+3
9	11	JESKO Tyler Leslight	5	66.8 600m	0:11.03 800m	1:25.34 [9] (0:15.27)	1:10.07 [7] (0:11.32)	0:58.75 [6] (0:11.10)	0:47.65 [6] (0:11.03)	0:36.62 [7] (0:11.37)	0:25.25 [7] (0:12.25)	0:36.62	+3
10	6	KAISA Chris Whiteley	2	67.9 800m	0:10.92 800m	1:25.75 [10] (0:15.88)	1:09.87 [11] (0:11.45)	0:58.42 [11] (0:11.05)	0:47.37 [10] (0:10.92)	0:36.45 [9] (0:11.26)	0:25.19 [9] (0:12.02)	0:36.45	+7

Scratched: Prideofthebigfish (#4)



# Townsville QLD Professional

## Race 3: LADBROKES MATES MODE Maiden Handicap - 1400m

25 May 2024 - 13:33



Track Rating: Good 4, Weather: Fine, Rail Position: +6.5m 1000m-W/P; +3m Rem

Section		Overall	1200m	1000m	800m	600m	400m	Last 600m
Field Times		1:24.16 (0:14.73)	1:09.43 (0:11.13)	0:58.30 (0:10.84)	0:47.46 (0:11.05)	0:36.41 (0:11.81)	0:24.60 (0:12.02)	0:36.41

Rank	TAB	Horse/Jockey	Barrier	Top Speed [km/h]	Fastest Section							Distance Travelled [m]	
11	8	AMBER ROCK	11	67.2	0:10.86	1:26.11 [11]	1:10.33 [10]	0:58.78 [10]	0:47.58 [11]	0:36.72 [10]	0:25.50 [10]	0:36.72	+6
		Chelsea Jokic		800m	800m	(0:15.78)	(0:11.55)	(0:11.20)	(0:10.86)	(0:11.22)	(0:11.95)		

Scratched: Prideofthebigfish (#4)



# Townsville QLD Professional

## Race 3: LADBROKES MATES MODE Maiden Handicap - 1400m

25 May 2024 - 13:33



Track Rating: Good 4, Weather: Fine, Rail Position: +6.5m 1000m-W/P; +3m Rem

Section				200m				Last 600m	
Field Times				0:12.58 (0:12.58)				0:36.41	
Rank	TAB	Horse/Jockey	Barrier	Top Speed [km/h]	Fastest Section	Margin			Distance Travelled [m]
1	2	<b>STORE BEACH</b> Carl Spry	1	68.4 800m	0:10.87 800m	0:12.39 [3] (0:12.39)	1:24.16		0:35.56
2	3	<b>PELSAERT</b> Nathan Thomas	7	69.4 800m	0:10.84 1000m	0:12.74 [1] (0:12.74)	0.91L		0:36.57 +4
3	1	<b>MOEGREEN</b> Jason Taylor	4	66.9 800m	0:10.90 800m	0:12.36 [5] (0:12.36)	1.09L		0:35.54 -2
4	9	<b>ICE BOUND</b> Lacey Morrison	6	68.4 800m	0:10.87 1000m	0:12.75 [2] (0:12.75)	1.13L		0:36.50 -2
5	10	<b>BOGAN PRINCESS</b> Wanderson D'Avila	3	66.0 800m	0:11.03 1000m	0:12.69 [4] (0:12.69)	1.97L		0:36.18 -3
6	7	<b>RATALOUIE</b> Isabella Teh	10	67.0 800m	0:11.09 800m	0:12.40 [10] (0:12.40)	4.72L		0:35.58 +5
7	12	<b>MY LITTLE VIKING</b> Jackson Murphy	8	66.5 1000m	0:11.05 1000m	0:12.97 [6] (0:12.97)	5.04L		0:36.48 -1
8	5	<b>MUMMIFICATION</b> Frank Edwards	9	68.0 800m	0:11.03 1000m	0:13.05 [7] (0:13.05)	6.77L		0:37.22 +3
9	11	<b>JESKO</b> Tyler Leslight	5	66.8 600m	0:11.03 800m	0:13.00 [8] (0:13.00)	6.9L		0:36.62 +3
10	6	<b>KAISA</b> Chris Whiteley	2	67.9 800m	0:10.92 800m	0:13.17 [11] (0:13.17)	9.34L		0:36.45 +7

Scratched: Prideofthebigfish (#4)



# Townsville QLD Professional

## Race 3: LADBROKES MATES MODE Maiden Handicap - 1400m

25 May 2024 - 13:33



Track Rating: Good 4, Weather: Fine, Rail Position: +6.5m 1000m-W/P; +3m Rem

Section							200m			Last 600m
Field Times							0:12.58			0:36.41
							(0:12.58)			
Rank	TAB	Horse/Jockey	Barrier	Top Speed [km/h]	Fastest Section	Margin			Distance Travelled [m]	
11	8	AMBER ROCK	11	67.2	0:10.86	0:13.55 [9]	11.47L		0:36.72	+6
		Chelsea Jokic		800m	800m	(0:13.55)				

Scratched: Prideofthebigfish (#4)

[ ] Ranking at each section and finish  
 -:-:- No data available at this section  
 NA No data available

SCN Saddle cloth number  
 DNF Did not finish  
 DNT Did not track





Horse/Jockey Name	Store Beach
Final Rank	1
Fastest Section Time (Section)	0:10.87 (800m)
Top Speed [km/h] (Section)	68.4 (800m)
Race State	Finished



### Townsville QLD Professional

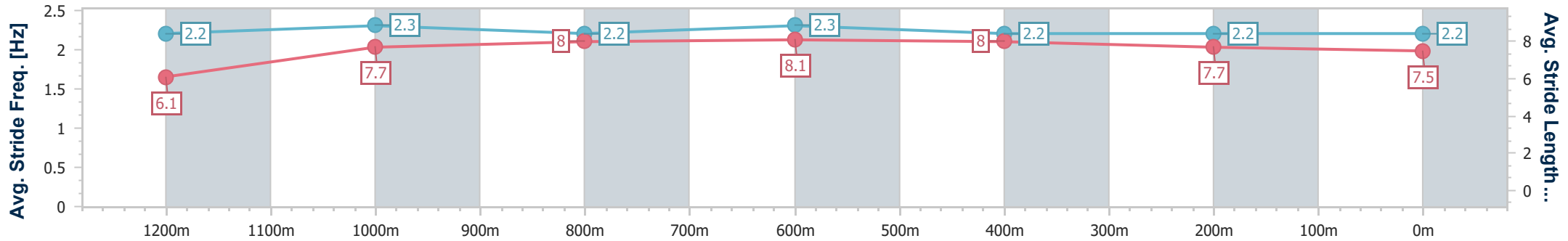
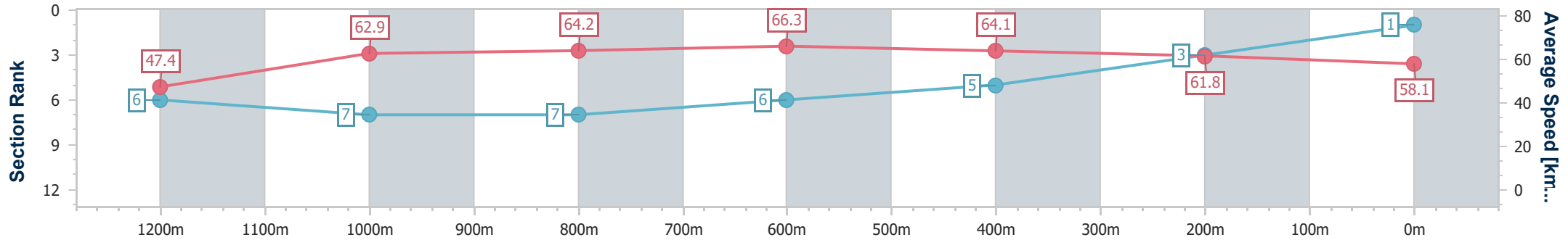
Race 3: LADBROKES MATES MODE Maiden Handicap - 1400m

25 May 2024 - 13:33

Track Rating: Good 4, Weather: Fine, Rail Position: +6.5m 1000m-  
W/P; +3m Rem



Section	Overall	1200m	1000m	800m	600m	400m	200m
Section Times	1:24.16 [1] (0:15.19)	1:08.97 [6] (0:11.43)	0:57.54 [7] (0:11.11)	0:46.43 [7] (0:10.87)	0:35.56 [6] (0:11.36)	0:24.20 [5] (0:11.81)	0:12.39 [3] (0:12.39)
Average Speed [km/h]	47.4	62.9	64.2	66.3	64.1	61.8	58.1
Top Speed [km/h]	63.7	63.6	66.4	68.4	66.0	63.0	61.4
Avg. Dist. to Rail [m]	2.6	0.9	2.0	0.6	2.8	5.7	5.8
Avg. Stride Freq. [Hz]	2.2	2.3	2.2	2.3	2.2	2.2	2.2
Avg. Stride Length [m]	6.1	7.7	8.0	8.1	8.0	7.7	7.5



- [ ] Ranking at each section and finish
- .-.- No data available at this section
- NA No data available



Horse/Jockey Name	Pelsaert
Final Rank	2
Fastest Section Time (Section)	0:10.84 (1000m)
Top Speed [km/h] (Section)	69.4 (800m)
Race State	Finished



Townsville QLD Professional

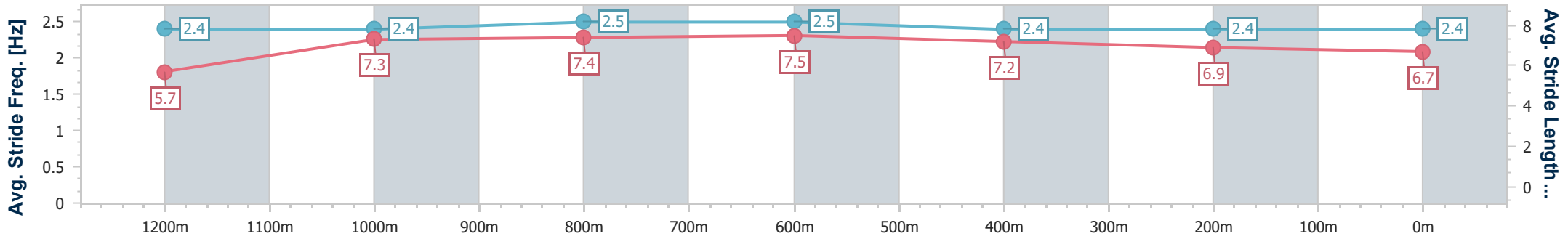
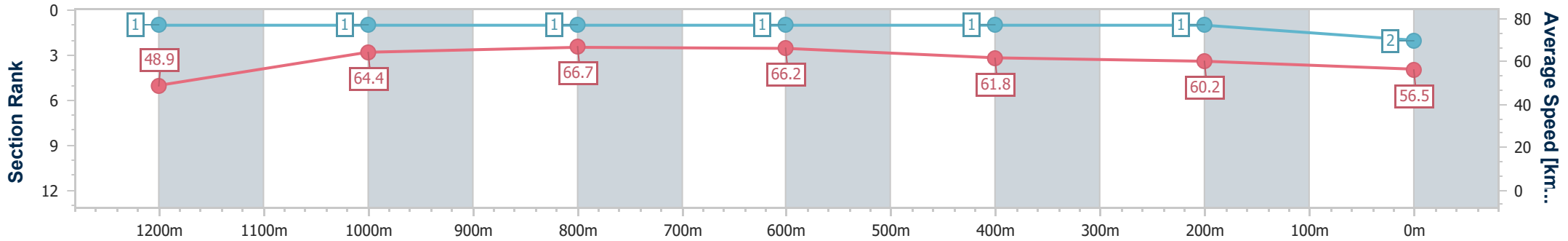
Race 3: LADBROKES MATES MODE Maiden Handicap - 1400m

25 May 2024 - 13:33

Track Rating: Good 4, Weather: Fine, Rail Position: +6.5m 1000m-W/P; +3m Rem



Section	Overall	1200m	1000m	800m	600m	400m	200m
Section Times	1:24.32 [2] (0:14.73)	1:09.59 [1] (0:11.13)	0:58.46 [1] (0:10.84)	0:47.62 [1] (0:11.05)	0:36.57 [1] (0:11.81)	0:24.76 [1] (0:12.02)	0:12.74 [1] (0:12.74)
Average Speed [km/h]	48.9	64.4	66.7	66.2	61.8	60.2	56.5
Top Speed [km/h]	65.2	65.5	68.6	69.4	63.2	61.6	59.7
Avg. Dist. to Rail [m]	5.1	1.5	1.7	3.2	2.7	3.0	3.4
Avg. Stride Freq. [Hz]	2.4	2.4	2.5	2.5	2.4	2.4	2.4
Avg. Stride Length [m]	5.7	7.3	7.4	7.5	7.2	6.9	6.7



- [ ] Ranking at each section and finish
- .-.- No data available at this section
- NA No data available



Horse/Jockey Name	Moegreen
Final Rank	3
Fastest Section Time (Section)	0:10.90 (800m)
Top Speed [km/h] (Section)	66.9 (800m)
Race State	Finished



Townsville QLD Professional

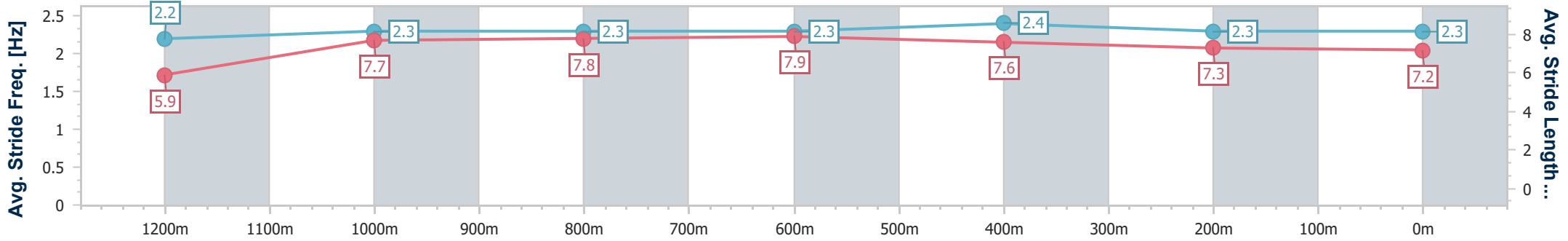
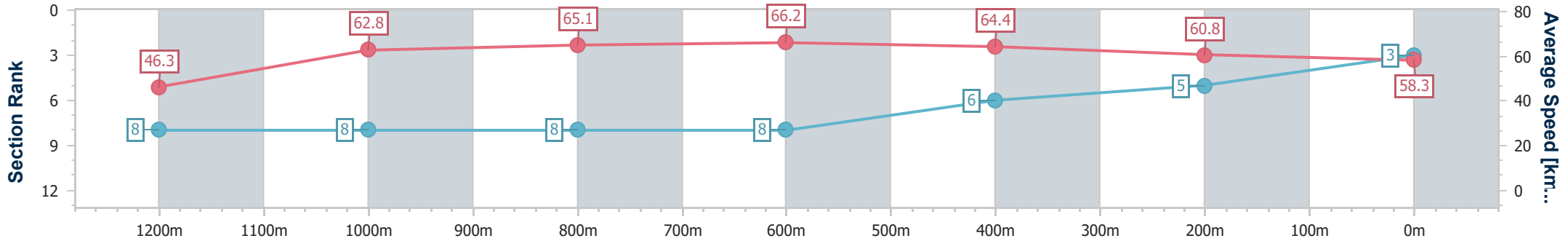
Race 3: LADBROKES MATES MODE Maiden Handicap - 1400m

25 May 2024 - 13:33

Track Rating: Good 4, Weather: Fine, Rail Position: +6.5m 1000m-  
W/P; +3m Rem



Section	Overall	1200m	1000m	800m	600m	400m	200m
Section Times	1:24.35 [3] (0:15.54)	1:08.81 [8] (0:11.42)	0:57.39 [8] (0:10.95)	0:46.44 [8] (0:10.90)	0:35.54 [8] (0:11.28)	0:24.26 [6] (0:11.90)	0:12.36 [5] (0:12.36)
Average Speed [km/h]	46.3	62.8	65.1	66.2	64.4	60.8	58.3
Top Speed [km/h]	63.7	64.3	66.8	66.9	66.5	62.5	60.0
Avg. Dist. to Rail [m]	3.9	1.3	2.0	0.6	2.0	3.9	7.9
Avg. Stride Freq. [Hz]	2.2	2.3	2.3	2.3	2.4	2.3	2.3
Avg. Stride Length [m]	5.9	7.7	7.8	7.9	7.6	7.3	7.2



- [ ] Ranking at each section and finish
- .-.- No data available at this section
- NA No data available



Horse/Jockey Name	Ice Bound
Final Rank	4
Fastest Section Time (Section)	0:10.87 (1000m)
Top Speed [km/h] (Section)	68.4 (800m)
Race State	Finished



### Townsville QLD Professional

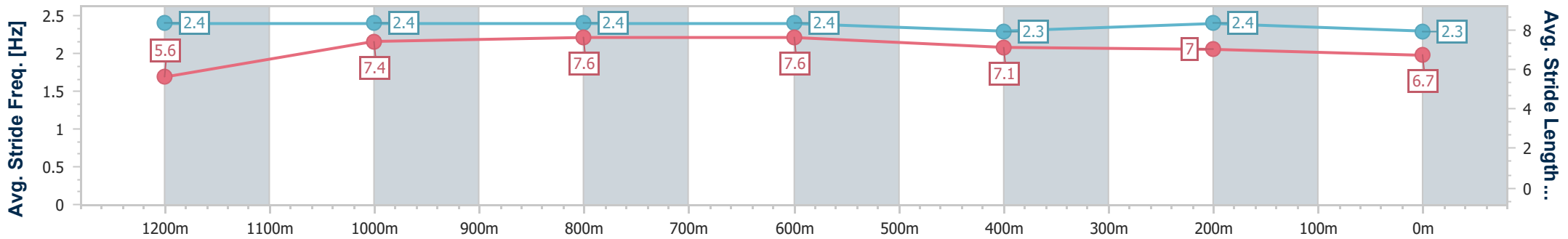
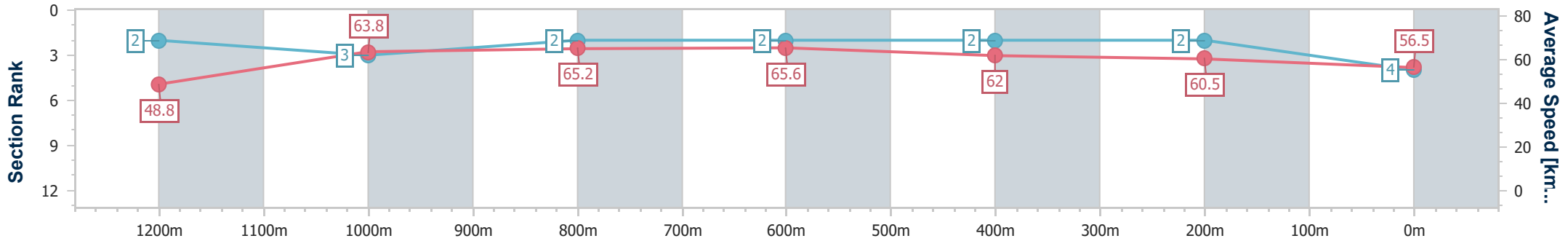
Race 3: LADBROKES MATES MODE Maiden Handicap - 1400m

25 May 2024 - 13:33

Track Rating: Good 4, Weather: Fine, Rail Position: +6.5m 1000m-W/P; +3m Rem



Section	Overall	1200m	1000m	800m	600m	400m	200m
Section Times	1:24.36 [4] (0:14.74)	1:09.62 [2] (0:11.24)	0:58.38 [3] (0:10.87)	0:47.51 [2] (0:11.01)	0:36.50 [2] (0:11.76)	0:24.74 [2] (0:11.99)	0:12.75 [2] (0:12.75)
Average Speed [km/h]	48.8	63.8	65.2	65.6	62.0	60.5	56.5
Top Speed [km/h]	66.0	65.1	67.5	68.4	63.7	61.1	59.1
Avg. Dist. to Rail [m]	4.7	1.9	3.1	0.9	3.1	4.1	5.0
Avg. Stride Freq. [Hz]	2.4	2.4	2.4	2.4	2.3	2.4	2.3
Avg. Stride Length [m]	5.6	7.4	7.6	7.6	7.1	7.0	6.7



- [ ] Ranking at each section and finish
- .-.- No data available at this section
- NA No data available



Horse/Jockey Name	Bogan Princess
Final Rank	5
Fastest Section Time (Section)	0:11.03 (1000m)
Top Speed [km/h] (Section)	66.0 (800m)
Race State	Finished



Townsville QLD Professional

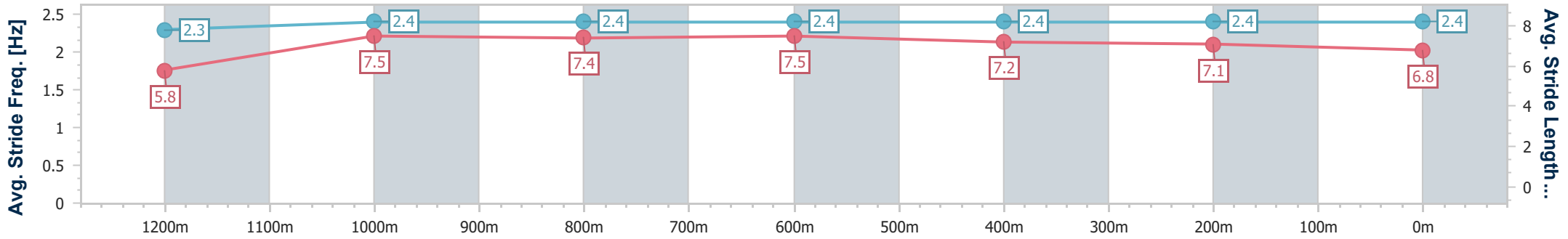
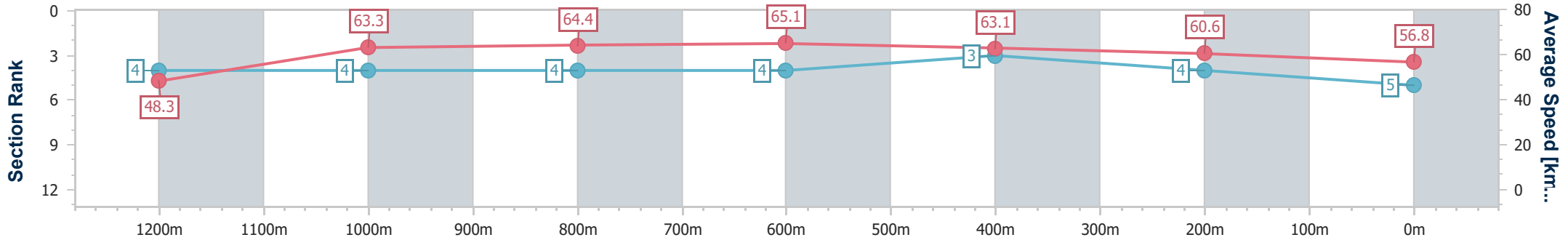
Race 3: LADBROKES MATES MODE Maiden Handicap - 1400m

25 May 2024 - 13:33

Track Rating: Good 4, Weather: Fine, Rail Position: +6.5m 1000m-  
W/P; +3m Rem



Section	Overall	1200m	1000m	800m	600m	400m	200m
Section Times	1:24.50 [5] (0:14.92)	1:09.58 [4] (0:11.31)	0:58.27 [4] (0:11.03)	0:47.24 [4] (0:11.06)	0:36.18 [4] (0:11.54)	0:24.64 [3] (0:11.95)	0:12.69 [4] (0:12.69)
Average Speed [km/h]	48.3	63.3	64.4	65.1	63.1	60.6	56.8
Top Speed [km/h]	64.0	64.0	65.7	66.0	64.2	62.8	59.7
Avg. Dist. to Rail [m]	3.0	2.2	2.9	0.4	2.4	3.4	6.0
Avg. Stride Freq. [Hz]	2.3	2.4	2.4	2.4	2.4	2.4	2.4
Avg. Stride Length [m]	5.8	7.5	7.4	7.5	7.2	7.1	6.8



- [ ] Ranking at each section and finish
- .-.- No data available at this section
- NA No data available



Horse/Jockey Name	Ratalouie
Final Rank	6
Fastest Section Time (Section)	0:11.09 (800m)
Top Speed [km/h] (Section)	67.0 (800m)
Race State	Finished



### Townsville QLD Professional

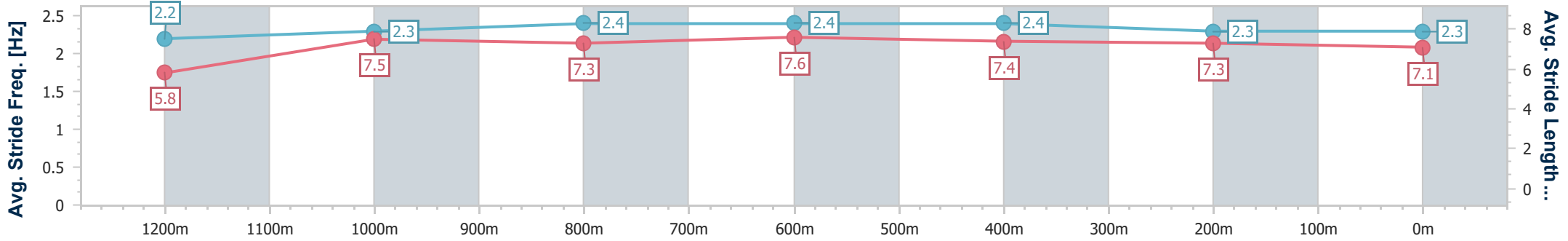
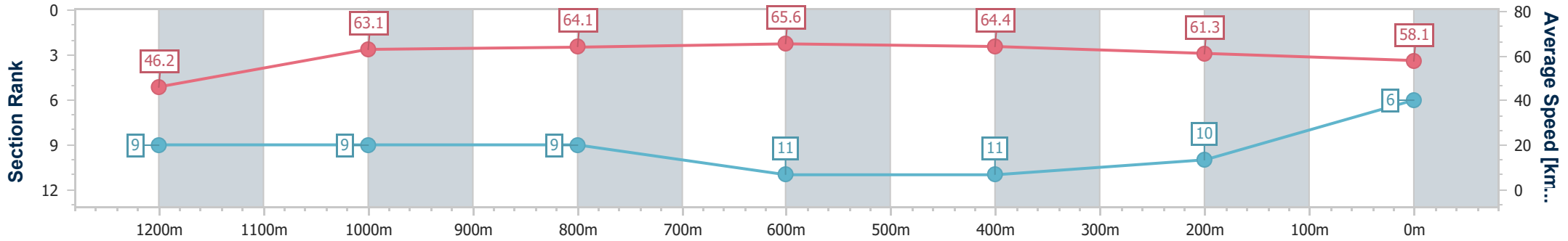
Race 3: LADBROKES MATES MODE Maiden Handicap - 1400m

25 May 2024 - 13:33

Track Rating: Good 4, Weather: Fine, Rail Position: +6.5m 1000m-  
W/P; +3m Rem



Section	Overall	1200m	1000m	800m	600m	400m	200m
Section Times	1:24.97 [6] (0:15.63)	1:09.34 [9] (0:11.40)	0:57.94 [9] (0:11.27)	0:46.67 [9] (0:11.09)	0:35.58 [11] (0:11.33)	0:24.25 [11] (0:11.85)	0:12.40 [10] (0:12.40)
Average Speed [km/h]	46.2	63.1	64.1	65.6	64.4	61.3	58.1
Top Speed [km/h]	62.9	64.4	66.4	67.0	65.0	64.1	59.5
Avg. Dist. to Rail [m]	8.8	1.7	0.8	2.4	3.0	4.9	5.4
Avg. Stride Freq. [Hz]	2.2	2.3	2.4	2.4	2.4	2.3	2.3
Avg. Stride Length [m]	5.8	7.5	7.3	7.6	7.4	7.3	7.1



- [ ] Ranking at each section and finish
- .-.- No data available at this section
- NA No data available



Horse/Jockey Name	My Little Viking
Final Rank	7
Fastest Section Time (Section)	0:11.05 (1000m)
Top Speed [km/h] (Section)	66.5 (1000m)
Race State	Finished



Townsville QLD Professional

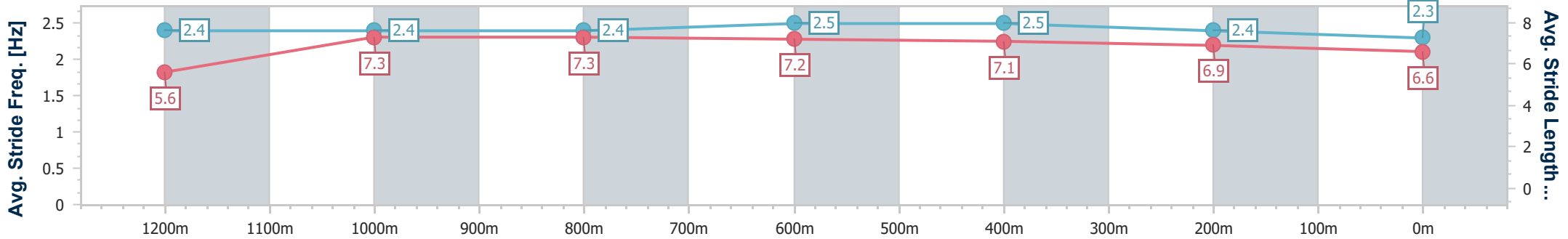
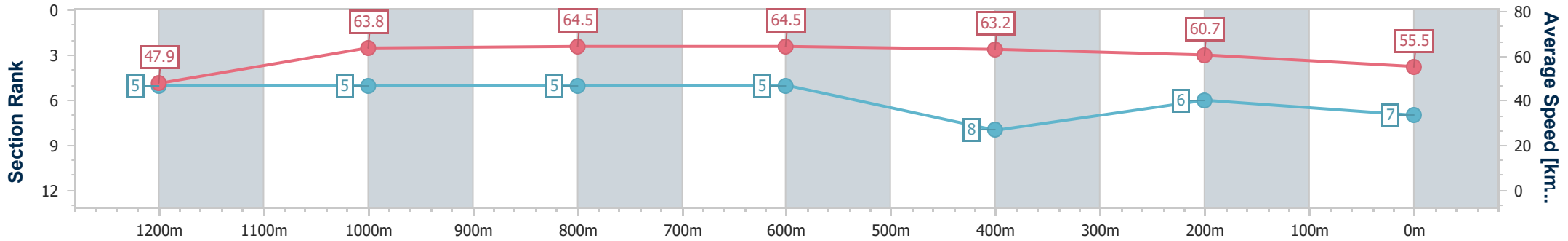
Race 3: LADBROKES MATES MODE Maiden Handicap - 1400m

25 May 2024 - 13:33

Track Rating: Good 4, Weather: Fine, Rail Position: +6.5m 1000m-  
W/P; +3m Rem



Section	Overall	1200m	1000m	800m	600m	400m	200m
Section Times	1:25.02 [7] (0:15.06)	1:09.96 [5] (0:11.25)	0:58.71 [5] (0:11.05)	0:47.66 [5] (0:11.18)	0:36.48 [5] (0:11.56)	0:24.92 [8] (0:11.95)	0:12.97 [6] (0:12.97)
Average Speed [km/h]	47.9	63.8	64.5	64.5	63.2	60.7	55.5
Top Speed [km/h]	63.7	65.1	66.5	65.2	64.4	62.5	58.7
Avg. Dist. to Rail [m]	6.2	1.1	2.4	0.7	3.2	4.4	8.4
Avg. Stride Freq. [Hz]	2.4	2.4	2.4	2.5	2.5	2.4	2.3
Avg. Stride Length [m]	5.6	7.3	7.3	7.2	7.1	6.9	6.6



- [ ] Ranking at each section and finish
- .-.- No data available at this section
- NA No data available



Horse/Jockey Name	Mummification
Final Rank	8
Fastest Section Time (Section)	0:11.03 (1000m)
Top Speed [km/h] (Section)	68.0 (800m)
Race State	Finished



Townsville QLD Professional

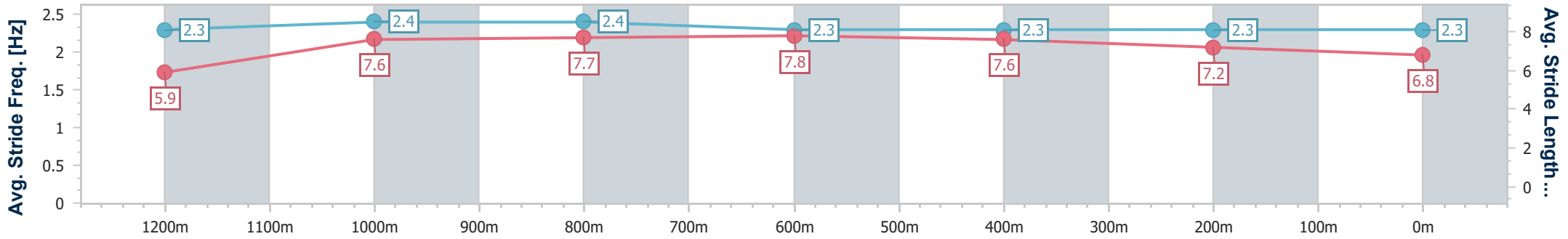
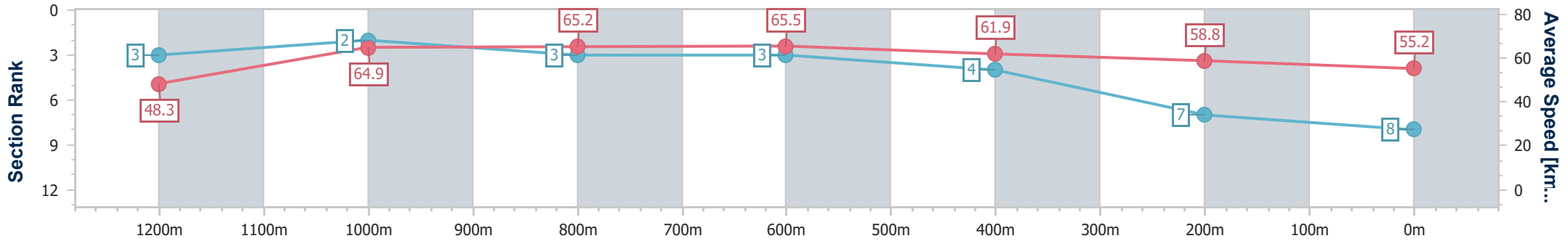
Race 3: LADBROKES MATES MODE Maiden Handicap - 1400m

25 May 2024 - 13:33

Track Rating: Good 4, Weather: Fine, Rail Position: +6.5m 1000m-  
W/P; +3m Rem



Section	Overall	1200m	1000m	800m	600m	400m	200m
Section Times	1:25.32 [8] (0:14.90)	1:10.42 [3] (0:11.06)	0:59.36 [2] (0:11.03)	0:48.33 [3] (0:11.11)	0:37.22 [3] (0:11.83)	0:25.39 [4] (0:12.34)	0:13.05 [7] (0:13.05)
Average Speed [km/h]	48.3	64.9	65.2	65.5	61.9	58.8	55.2
Top Speed [km/h]	65.5	66.1	66.5	68.0	63.1	60.5	56.9
Avg. Dist. to Rail [m]	7.7	1.7	1.2	2.5	3.5	4.3	6.2
Avg. Stride Freq. [Hz]	2.3	2.4	2.4	2.3	2.3	2.3	2.3
Avg. Stride Length [m]	5.9	7.6	7.7	7.8	7.6	7.2	6.8



- [ ] Ranking at each section and finish
- .-.- No data available at this section
- NA No data available





Horse/Jockey Name	Jesko
Final Rank	9
Fastest Section Time (Section)	0:11.03 (800m)
Top Speed [km/h] (Section)	66.8 (600m)
Race State	Finished



Townsville QLD Professional

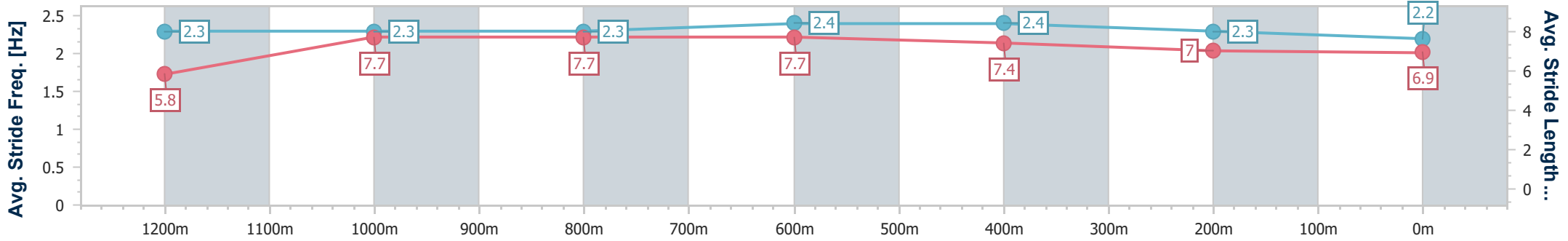
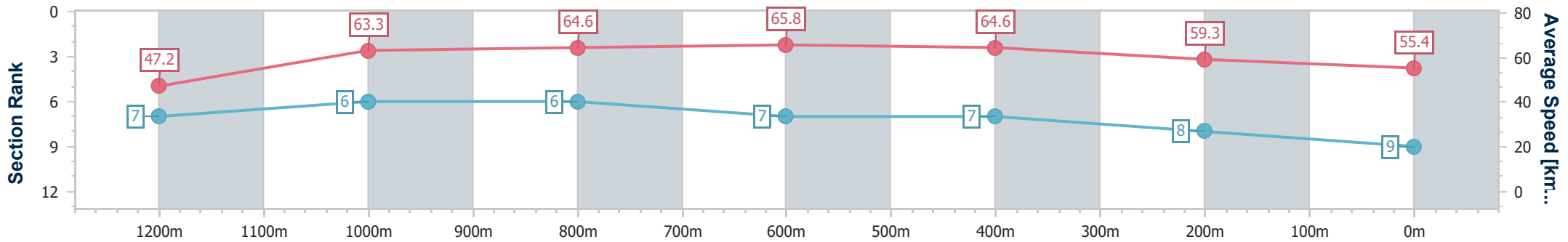
Race 3: LADBROKES MATES MODE Maiden Handicap - 1400m

25 May 2024 - 13:33

Track Rating: Good 4, Weather: Fine, Rail Position: +6.5m 1000m-  
W/P; +3m Rem



Section	Overall	1200m	1000m	800m	600m	400m	200m
Section Times	1:25.34 [9] (0:15.27)	1:10.07 [7] (0:11.32)	0:58.75 [6] (0:11.10)	0:47.65 [6] (0:11.03)	0:36.62 [7] (0:11.37)	0:25.25 [7] (0:12.25)	0:13.00 [8] (0:13.00)
Average Speed [km/h]	47.2	63.3	64.6	65.8	64.6	59.3	55.4
Top Speed [km/h]	63.7	64.2	66.8	66.7	66.8	61.8	57.5
Avg. Dist. to Rail [m]	3.9	1.0	1.4	1.7	3.8	6.3	8.2
Avg. Stride Freq. [Hz]	2.3	2.3	2.3	2.4	2.4	2.3	2.2
Avg. Stride Length [m]	5.8	7.7	7.7	7.7	7.4	7.0	6.9



- [ ] Ranking at each section and finish
- .-.- No data available at this section
- NA No data available



Horse/Jockey Name	Kaisa
Final Rank	10
Fastest Section Time (Section)	0:10.92 (800m)
Top Speed [km/h] (Section)	67.9 (800m)
Race State	Finished



Townsville QLD Professional

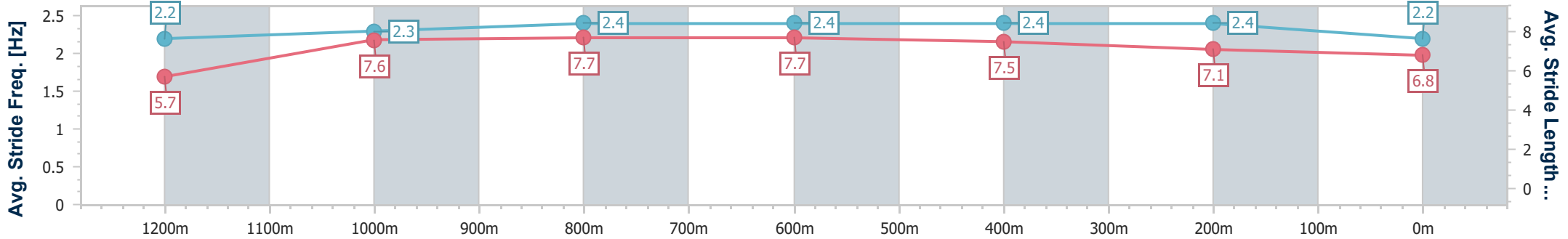
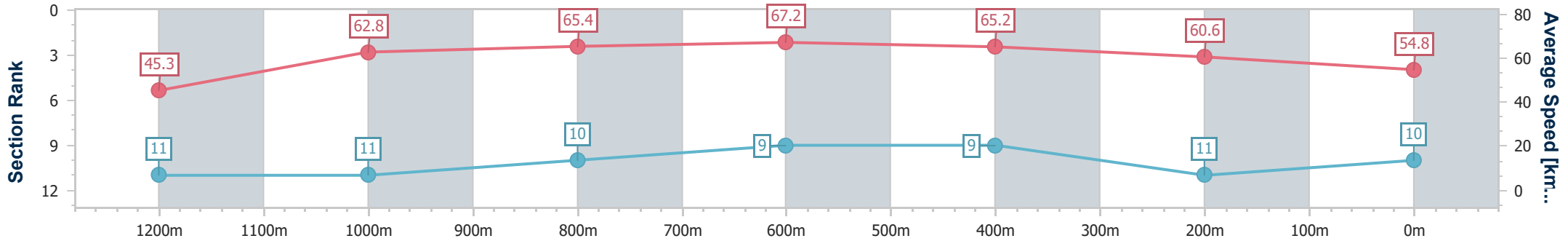
Race 3: LADBROKES MATES MODE Maiden Handicap - 1400m

25 May 2024 - 13:33

Track Rating: Good 4, Weather: Fine, Rail Position: +6.5m 1000m-  
W/P; +3m Rem



Section	Overall	1200m	1000m	800m	600m	400m	200m
Section Times	1:25.75 [10] (0:15.88)	1:09.87 [11] (0:11.45)	0:58.42 [11] (0:11.05)	0:47.37 [10] (0:10.92)	0:36.45 [9] (0:11.26)	0:25.19 [9] (0:12.02)	0:13.17 [11] (0:13.17)
Average Speed [km/h]	45.3	62.8	65.4	67.2	65.2	60.6	54.8
Top Speed [km/h]	65.4	64.5	67.6	67.9	66.5	64.2	58.0
Avg. Dist. to Rail [m]	4.4	1.4	1.8	4.0	4.2	5.7	5.9
Avg. Stride Freq. [Hz]	2.2	2.3	2.4	2.4	2.4	2.4	2.2
Avg. Stride Length [m]	5.7	7.6	7.7	7.7	7.5	7.1	6.8



- [ ] Ranking at each section and finish
- .-.- No data available at this section
- NA No data available



Horse/Jockey Name	Amber Rock
Final Rank	11
Fastest Section Time (Section)	0:10.86 (800m)
Top Speed [km/h] (Section)	67.2 (800m)
Race State	Finished



Townsville QLD Professional

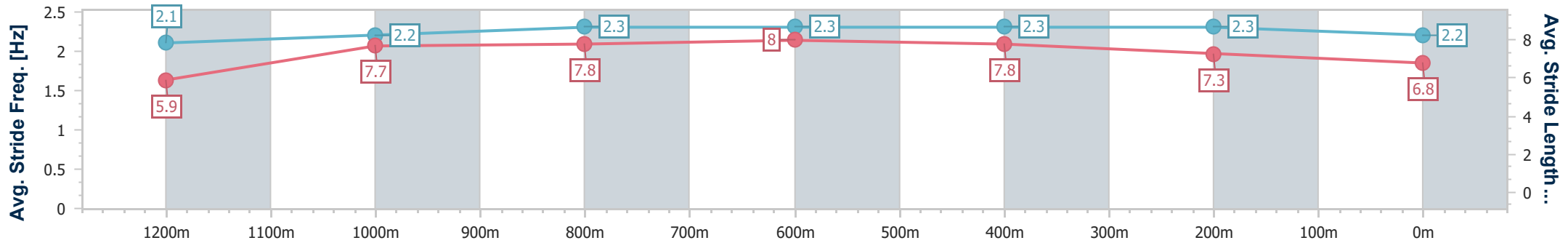
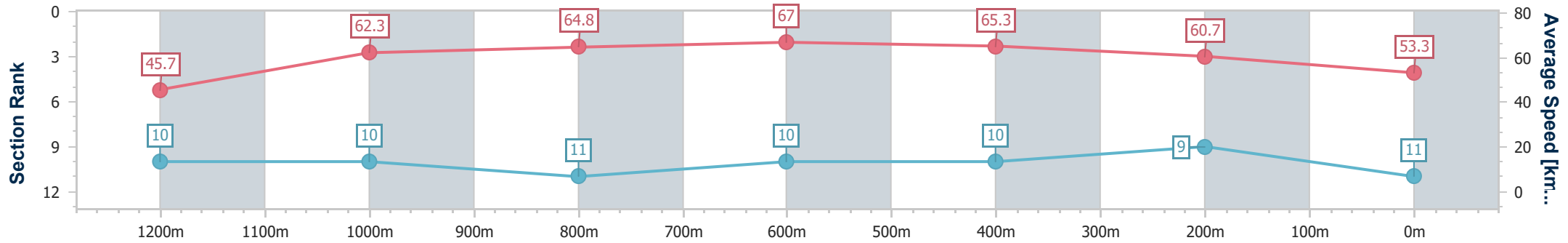
Race 3: LADBROKES MATES MODE Maiden Handicap - 1400m

25 May 2024 - 13:33

Track Rating: Good 4, Weather: Fine, Rail Position: +6.5m 1000m-  
W/P; +3m Rem



Section	Overall	1200m	1000m	800m	600m	400m	200m
Section Times	1:26.11 [11] (0:15.78)	1:10.33 [10] (0:11.55)	0:58.78 [10] (0:11.20)	0:47.58 [11] (0:10.86)	0:36.72 [10] (0:11.22)	0:25.50 [10] (0:11.95)	0:13.55 [9] (0:13.55)
Average Speed [km/h]	45.7	62.3	64.8	67.0	65.3	60.7	53.3
Top Speed [km/h]	61.6	63.0	66.1	67.2	66.7	63.3	57.3
Avg. Dist. to Rail [m]	10.6	2.7	1.1	2.3	3.5	5.9	9.1
Avg. Stride Freq. [Hz]	2.1	2.2	2.3	2.3	2.3	2.3	2.2
Avg. Stride Length [m]	5.9	7.7	7.8	8.0	7.8	7.3	6.8



- [ ] Ranking at each section and finish
- .-.- No data available at this section
- NA No data available



# Townsville QLD Professional

## Race 4: MITAVITE BENCHMARK 55 Handicap - 1400m



25 May 2024 - 14:09

Track Rating: Good 4, Weather: Fine, Rail Position: +6.5m 1000m-W/P; +3m Rem

Section		Overall	1200m	1000m	800m	600m	400m	Last 600m				
Field Times		1:24.01 (0:14.67)	1:09.34 (0:10.97)	0:58.37 (0:11.37)	0:47.00 (0:11.40)	0:35.60 (0:11.57)	0:24.03 (0:11.72)	0:35.60				
Rank	TAB Horse/Jockey	Barrier	Top Speed [km/h]	Fastest Section					Distance Travelled [m]			
1	7 DECRYPTING GOLD Jackson Murphy	1	66.1 1200m	0:11.18 1200m	1:24.01 [1] (0:14.86)	1:09.15 [5] (0:11.18)	0:57.97 [5] (0:11.59)	0:46.38 [5] (0:11.35)	0:35.03 [5] (0:11.42)	0:23.61 [5] (0:11.54)	0:35.03	
2	4 BURNS TO EMBRACE Jason Taylor	4	66.5 Overall	0:11.13 1200m	1:24.08 [2] (0:14.67)	1:09.41 [1] (0:11.13)	0:58.28 [3] (0:11.44)	0:46.84 [3] (0:11.44)	0:35.40 [3] (0:11.51)	0:23.89 [2] (0:11.51)	0:35.40	+1
3	1 ZOUHOPE Tyler Leslight	10	67.0 600m	0:11.13 600m	1:24.15 [3] (0:15.49)	1:08.66 [12] (0:11.35)	0:57.31 [11] (0:11.40)	0:45.91 [10] (0:11.22)	0:34.69 [10] (0:11.13)	0:23.56 [7] (0:11.42)	0:34.69	+6
4	3 VANCOUVER BAY Ashley Butler	2	67.1 1200m	0:11.14 1200m	1:24.15 [4] (0:14.83)	1:09.32 [4] (0:11.14)	0:58.18 [4] (0:11.49)	0:46.69 [4] (0:11.41)	0:35.28 [4] (0:11.34)	0:23.94 [3] (0:11.67)	0:35.28	+2
5	9 LISTEN LISTEN Graham Kliese	3	65.5 600m	0:11.28 600m	1:24.22 [5] (0:14.93)	1:09.29 [6] (0:11.29)	0:58.00 [6] (0:11.55)	0:46.45 [6] (0:11.35)	0:35.10 [6] (0:11.28)	0:23.82 [6] (0:11.45)	0:35.10	+5
6	6 FLAMING TORCH Lacey Morrison	11	66.1 1200m	0:11.28 800m	1:24.31 [6] (0:15.12)	1:09.19 [7] (0:11.35)	0:57.84 [8] (0:11.55)	0:46.29 [9] (0:11.28)	0:35.01 [8] (0:11.30)	0:23.71 [8] (0:11.54)	0:35.01	+5
7	10 LIGHTHEADEDNESS Nathan Day	5	66.1 800m	0:11.18 1200m	1:24.46 [7] (0:15.23)	1:09.23 [8] (0:11.18)	0:58.05 [7] (0:11.43)	0:46.62 [7] (0:11.43)	0:35.19 [7] (0:11.38)	0:23.81 [9] (0:11.55)	0:35.19	-1
8	11 GINGER MICK Chris Whiteley	7	65.3 400m	0:11.27 1200m	1:24.52 [8] (0:15.24)	1:09.28 [9] (0:11.27)	0:58.01 [9] (0:11.46)	0:46.55 [8] (0:11.46)	0:35.09 [9] (0:11.42)	0:23.67 [11] (0:11.39)	0:35.09	+1
9	13 MISS SHALAA Isabella Teh	8	67.3 1200m	0:10.94 1200m	1:24.58 [9] (0:14.76)	1:09.82 [3] (0:10.94)	0:58.88 [2] (0:11.42)	0:47.46 [2] (0:11.45)	0:36.01 [2] (0:11.68)	0:24.33 [4] (0:11.72)	0:36.01	+3
10	5 STRATHCONA Jenna Edwards	6	65.5 1200m	0:11.30 1200m	1:24.70 [10] (0:15.40)	1:09.30 [10] (0:11.30)	0:58.00 [10] (0:11.62)	0:46.38 [11] (0:11.42)	0:34.96 [12] (0:11.53)	0:23.43 [13] (0:11.46)	0:34.96	-2

Scratched: Lord Power (#14)

Report Created: Sat 25 May 2024 15:32 GMT+10 (Note: Timing is based on position data)

Page 1/17

[ ] Ranking at each section and finish  
 -:-:- No data available at this section  
 NA No data available  
 SCN Saddle cloth number  
 DNF Did not finish  
 DNT Did not track

data processed by TRIPLES DATA



**Townsville QLD Professional**  
**Race 4: MITAVITE BENCHMARK 55 Handicap - 1400m**  
**25 May 2024 - 14:09**



Track Rating: Good 4, Weather: Fine, Rail Position: +6.5m 1000m-W/P; +3m Rem

Section		Overall	1200m	1000m	800m	600m	400m	Last 600m				
Field Times		1:24.01 (0:14.67)	1:09.34 (0:10.97)	0:58.37 (0:11.37)	0:47.00 (0:11.40)	0:35.60 (0:11.57)	0:24.03 (0:11.72)	0:35.60				
Rank	TAB Horse/Jockey	Barrier	Top Speed [km/h]	Fastest Section	Distance Travelled [m]							
11	12 LITTLE RED PEPPER Nathan Thomas	13	65.6 600m	0:11.01 600m	1:24.75 [11] (0:15.46)	1:09.29 [11] (0:11.58)	0:57.71 [13] (0:11.36)	0:46.35 [12] (0:11.33)	0:35.02 [11] (0:11.01)	0:24.01 [10] (0:11.40)	0:35.02	-6
12	2 SECRET LOCATION Masayuki Abe	14	65.4 800m	0:11.28 600m	1:24.76 [12] (0:15.60)	1:09.16 [13] (0:11.42)	0:57.74 [12] (0:11.52)	0:46.22 [13] (0:11.39)	0:34.83 [13] (0:11.28)	0:23.55 [12] (0:11.41)	0:34.83	+1
13	8 FLORAL CODE Carl Spry	12	68.4 1200m	0:10.93 1200m	1:24.90 [13] (0:14.71)	1:10.19 [2] (0:10.93)	0:59.26 [1] (0:11.37)	0:47.89 [1] (0:11.40)	0:36.49 [1] (0:11.57)	0:24.92 [1] (0:11.78)	0:36.49	-1

Scratched: Lord Power (#14)

[ ] Ranking at each section and finish  
 -:-:- No data available at this section  
 NA No data available

SCN Saddle cloth number  
 DNF Did not finish  
 DNT Did not track



# Townsville QLD Professional

## Race 4: MITAVITE BENCHMARK 55 Handicap - 1400m

25 May 2024 - 14:09



Track Rating: Good 4, Weather: Fine, Rail Position: +6.5m 1000m-W/P; +3m Rem

Section				200m				Last 600m	
Field Times				0:12.31 (0:12.31)				0:35.60	
Rank	TAB	Horse/Jockey	Barrier	Top Speed [km/h]	Fastest Section	Margin			Distance Travelled [m]
1	7	<b>DECRYPTING GOLD</b> Jackson Murphy	1	66.1 1200m	0:11.18 1200m	0:12.07 [5] (0:12.07)	1:24.01		0:35.03
2	4	<b>BURNS TO EMBRACE</b> Jason Taylor	4	66.5 Overall	0:11.13 1200m	0:12.38 [1] (0:12.38)	0.39L		0:35.40 +1
3	1	<b>ZOUHOPE</b> Tyler Leslight	10	67.0 600m	0:11.13 600m	0:12.14 [7] (0:12.14)	0.81L		0:34.69 +6
4	3	<b>VANCOUVER BAY</b> Ashley Butler	2	67.1 1200m	0:11.14 1200m	0:12.27 [4] (0:12.27)	0.83L		0:35.28 +2
5	9	<b>LISTEN LISTEN</b> Graham Kliese	3	65.5 600m	0:11.28 600m	0:12.37 [3] (0:12.37)	1.27L		0:35.10 +5
6	6	<b>FLAMING TORCH</b> Lacey Morrison	11	66.1 1200m	0:11.28 800m	0:12.17 [8] (0:12.17)	1.8L		0:35.01 +5
7	10	<b>LIGHTHEADEDNESS</b> Nathan Day	5	66.1 800m	0:11.18 1200m	0:12.26 [10] (0:12.26)	2.66L		0:35.19 -1
8	11	<b>GINGER MICK</b> Chris Whiteley	7	65.3 400m	0:11.27 1200m	0:12.28 [11] (0:12.28)	3.04L		0:35.09 +1
9	13	<b>MISS SHALAA</b> Isabella Teh	8	67.3 1200m	0:10.94 1200m	0:12.61 [6] (0:12.61)	3.37L		0:36.01 +3
10	5	<b>STRATHCONA</b> Jenna Edwards	6	65.5 1200m	0:11.30 1200m	0:11.97 [13] (0:11.97)	4.06L		0:34.96 -2

Scratched: Lord Power (#14)



**Townsville QLD Professional**  
**Race 4: MITAVITE BENCHMARK 55 Handicap - 1400m**  
**25 May 2024 - 14:09**



Track Rating: Good 4, Weather: Fine, Rail Position: +6.5m 1000m-W/P; +3m Rem

Section				200m				Last 600m	
Field Times				0:12.31 (0:12.31)				0:35.60	
Rank	TAB	Horse/Jockey	Barrier	Top Speed [km/h]	Fastest Section	Margin			Distance Travelled [m]
11	12	LITTLE RED PEPPER Nathan Thomas	13	65.6 600m	0:11.01 600m	0:12.61 [9] (0:12.61)	4.33L		0:35.02 -6
12	2	SECRET LOCATION Masayuki Abe	14	65.4 800m	0:11.28 600m	0:12.14 [12] (0:12.14)	4.42L		0:34.83 +1
13	8	FLORAL CODE Carl Spry	12	68.4 1200m	0:10.93 1200m	0:13.14 [2] (0:13.14)	5.27L		0:36.49 -1

Scratched: Lord Power (#14)

[ ] Ranking at each section and finish  
 -:-:-:- No data available at this section  
 NA No data available

SCN Saddle cloth number  
 DNF Did not finish  
 DNT Did not track



Horse/Jockey Name	Decrypting Gold
Final Rank	1
Fastest Section Time (Section)	0:11.18 (1200m)
Top Speed [km/h] (Section)	66.1 (1200m)
Race State	Finished



Townsville QLD Professional

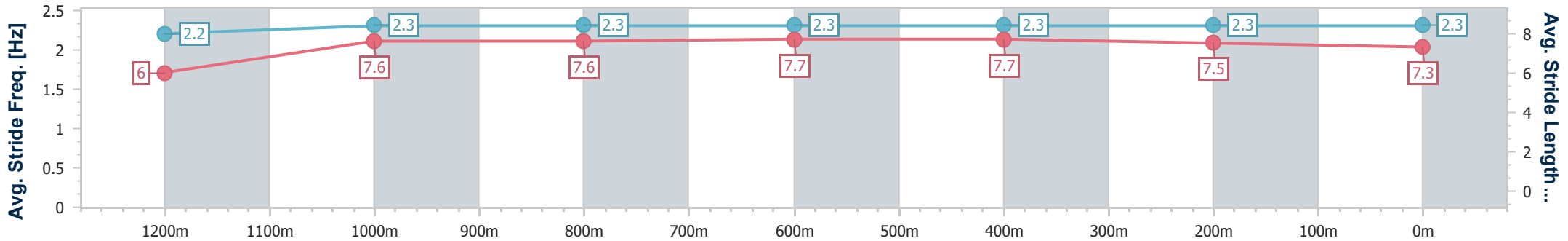
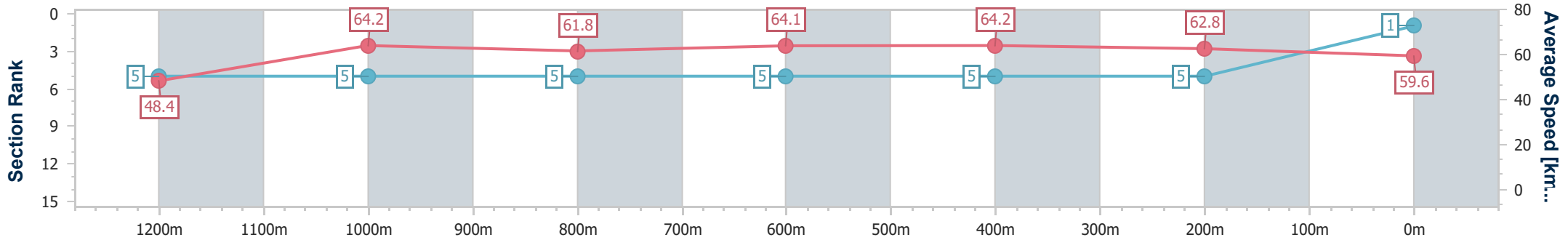
Race 4: MITAVITE BENCHMARK 55 Handicap - 1400m

25 May 2024 - 14:09

Track Rating: Good 4, Weather: Fine, Rail Position: +6.5m 1000m-W/P; +3m Rem



Section	Overall	1200m	1000m	800m	600m	400m	200m
Section Times	1:24.01 [1] (0:14.86)	1:09.15 [5] (0:11.18)	0:57.97 [5] (0:11.59)	0:46.38 [5] (0:11.35)	0:35.03 [5] (0:11.42)	0:23.61 [5] (0:11.54)	0:12.07 [5] (0:12.07)
Average Speed [km/h]	48.4	64.2	61.8	64.1	64.2	62.8	59.6
Top Speed [km/h]	65.8	66.1	62.6	64.6	65.1	64.7	62.4
Avg. Dist. to Rail [m]	3.9	1.3	1.4	1.9	3.7	4.4	7.0
Avg. Stride Freq. [Hz]	2.2	2.3	2.3	2.3	2.3	2.3	2.3
Avg. Stride Length [m]	6.0	7.6	7.6	7.7	7.7	7.5	7.3



- [ ] Ranking at each section and finish
- .-.- No data available at this section
- NA No data available





Horse/Jockey Name	Burns To Embrace
Final Rank	2
Fastest Section Time (Section)	0:11.13 (1200m)
Top Speed [km/h] (Section)	66.5 (Overall)
Race State	Finished



Townsville QLD Professional

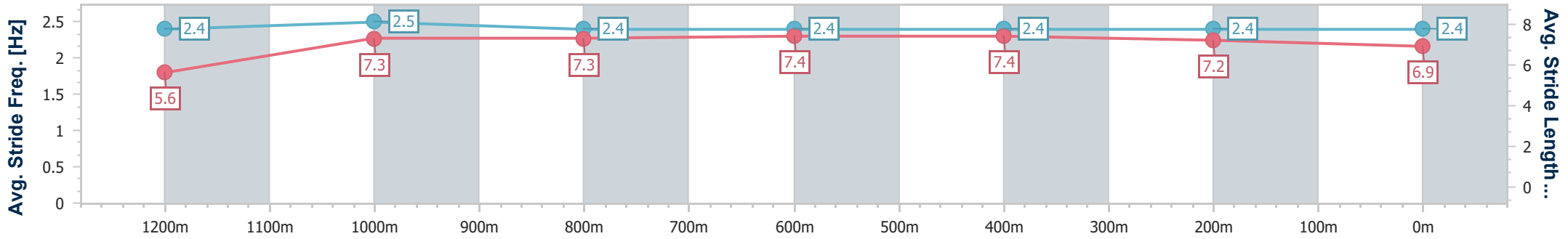
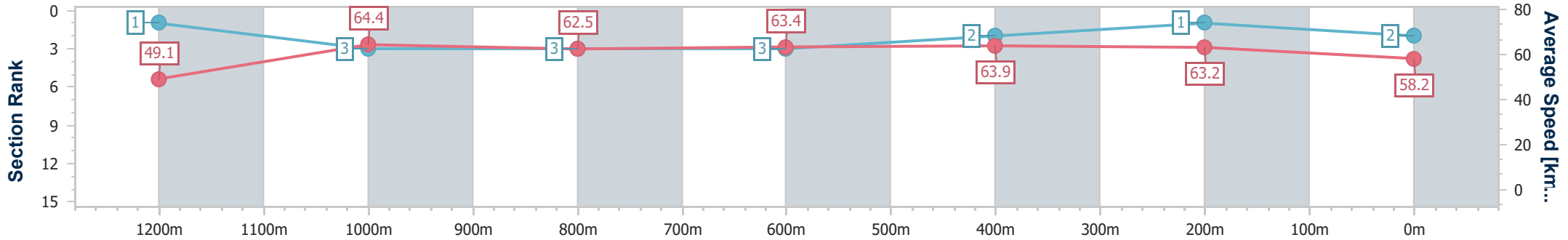
Race 4: MITAVITE BENCHMARK 55 Handicap - 1400m

25 May 2024 - 14:09

Track Rating: Good 4, Weather: Fine, Rail Position: +6.5m 1000m-  
W/P; +3m Rem



Section	Overall	1200m	1000m	800m	600m	400m	200m
Section Times	1:24.08 [2] (0:14.67)	1:09.41 [1] (0:11.13)	0:58.28 [3] (0:11.44)	0:46.84 [3] (0:11.44)	0:35.40 [3] (0:11.51)	0:23.89 [2] (0:11.51)	0:12.38 [1] (0:12.38)
Average Speed [km/h]	49.1	64.4	62.5	63.4	63.9	63.2	58.2
Top Speed [km/h]	66.5	66.4	63.7	64.3	65.0	65.3	62.1
Avg. Dist. to Rail [m]	7.2	2.0	1.8	1.8	4.2	5.4	5.6
Avg. Stride Freq. [Hz]	2.4	2.5	2.4	2.4	2.4	2.4	2.4
Avg. Stride Length [m]	5.6	7.3	7.3	7.4	7.4	7.2	6.9



- [ ] Ranking at each section and finish
- .-.- No data available at this section
- NA No data available



Horse/Jockey Name	Zouhope
Final Rank	3
Fastest Section Time (Section)	0:11.13 (600m)
Top Speed [km/h] (Section)	67.0 (600m)
Race State	Finished



### Townsville QLD Professional

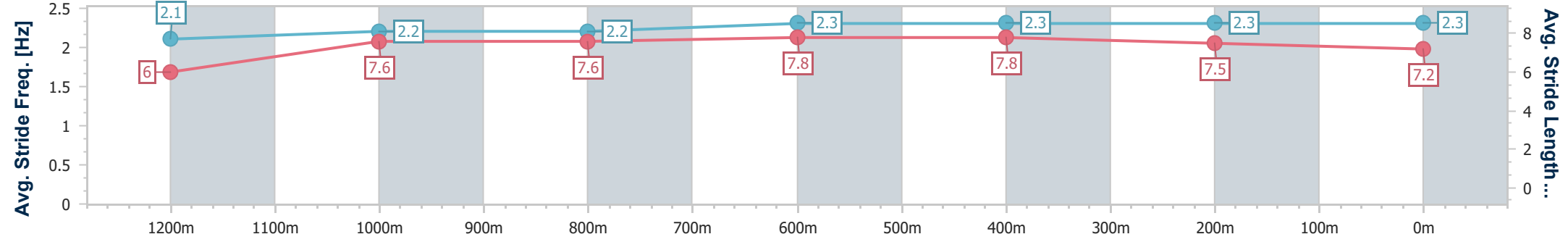
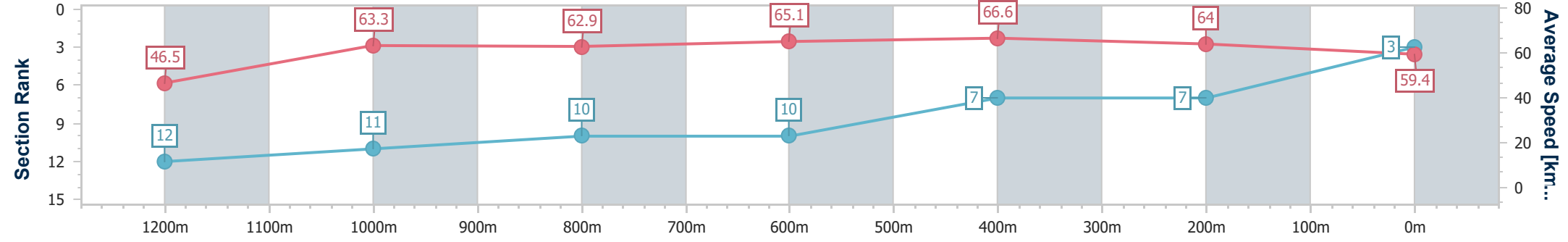
Race 4: MITAVITE BENCHMARK 55 Handicap - 1400m

25 May 2024 - 14:09

Track Rating: Good 4, Weather: Fine, Rail Position: +6.5m 1000m- W/P; +3m Rem



Section	Overall	1200m	1000m	800m	600m	400m	200m
Section Times	1:24.15 [3] (0:15.49)	1:08.66 [12] (0:11.35)	0:57.31 [11] (0:11.40)	0:45.91 [10] (0:11.22)	0:34.69 [10] (0:11.13)	0:23.56 [7] (0:11.42)	0:12.14 [7] (0:12.14)
Average Speed [km/h]	46.5	63.3	62.9	65.1	66.6	64.0	59.4
Top Speed [km/h]	63.2	63.7	63.7	66.6	67.0	65.6	62.2
Avg. Dist. to Rail [m]	7.5	1.2	1.6	3.0	6.1	9.5	12.1
Avg. Stride Freq. [Hz]	2.1	2.2	2.2	2.3	2.3	2.3	2.3
Avg. Stride Length [m]	6.0	7.6	7.6	7.8	7.8	7.5	7.2



- [ ] Ranking at each section and finish
- .-.- No data available at this section
- NA No data available



Horse/Jockey Name	Vancouver Bay
Final Rank	4
Fastest Section Time (Section)	0:11.14 (1200m)
Top Speed [km/h] (Section)	67.1 (1200m)
Race State	Finished



### Townsville QLD Professional

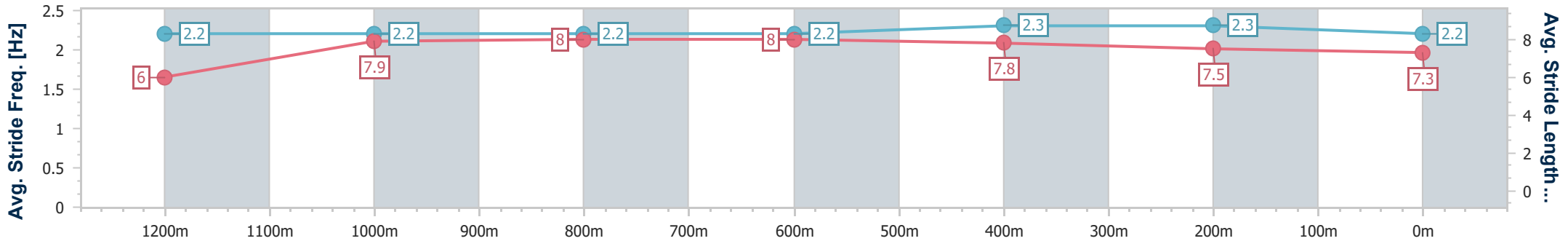
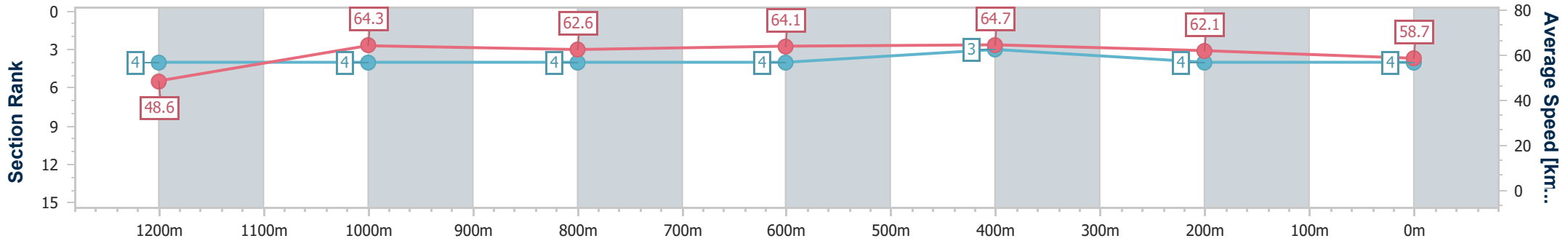
Race 4: MITAVITE BENCHMARK 55 Handicap - 1400m

25 May 2024 - 14:09

Track Rating: Good 4, Weather: Fine, Rail Position: +6.5m 1000m-  
W/P; +3m Rem



Section	Overall	1200m	1000m	800m	600m	400m	200m
Section Times	1:24.15 [4] (0:14.83)	1:09.32 [4] (0:11.14)	0:58.18 [4] (0:11.49)	0:46.69 [4] (0:11.41)	0:35.28 [4] (0:11.34)	0:23.94 [3] (0:11.67)	0:12.27 [4] (0:12.27)
Average Speed [km/h]	48.6	64.3	62.6	64.1	64.7	62.1	58.7
Top Speed [km/h]	65.6	67.1	62.9	64.5	65.5	64.3	62.4
Avg. Dist. to Rail [m]	5.8	1.6	0.9	2.7	4.1	4.9	5.7
Avg. Stride Freq. [Hz]	2.2	2.2	2.2	2.2	2.3	2.3	2.2
Avg. Stride Length [m]	6.0	7.9	8.0	8.0	7.8	7.5	7.3



- [ ] Ranking at each section and finish
- .-.- No data available at this section
- NA No data available



Horse/Jockey Name	Listen Listen
Final Rank	5
Fastest Section Time (Section)	0:11.28 (600m)
Top Speed [km/h] (Section)	65.5 (600m)
Race State	Finished



### Townsville QLD Professional

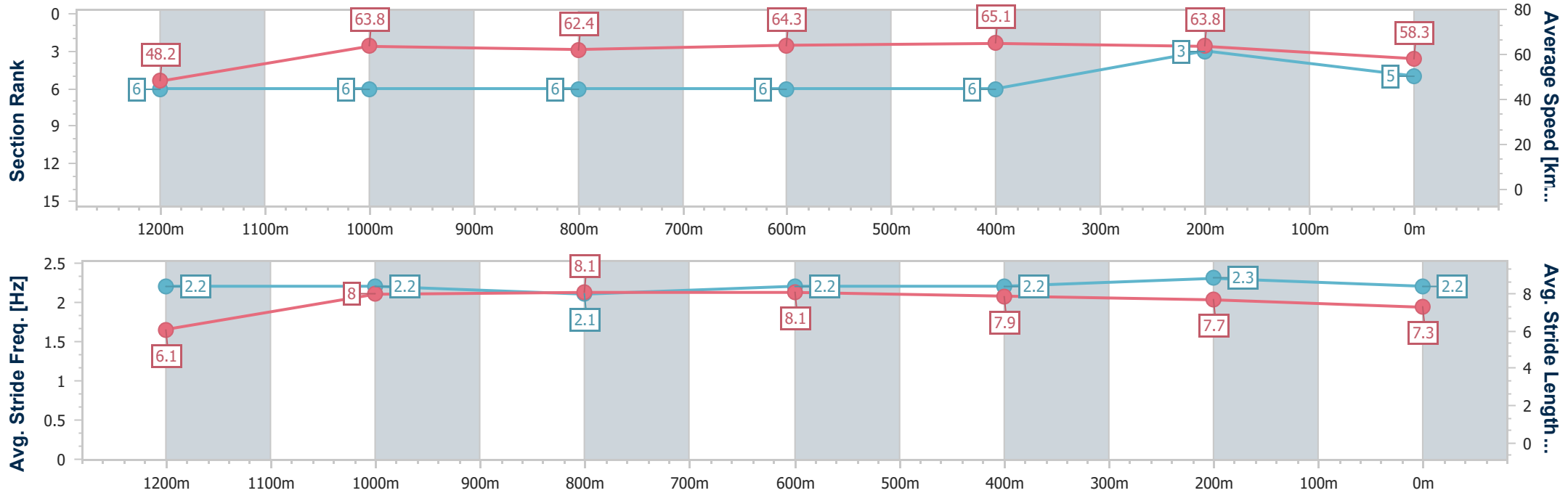
Race 4: MITAVITE BENCHMARK 55 Handicap - 1400m

25 May 2024 - 14:09

Track Rating: Good 4, Weather: Fine, Rail Position: +6.5m 1000m-  
W/P; +3m Rem



Section	Overall	1200m	1000m	800m	600m	400m	200m
Section Times	1:24.22 [5] (0:14.93)	1:09.29 [6] (0:11.29)	0:58.00 [6] (0:11.55)	0:46.45 [6] (0:11.35)	0:35.10 [6] (0:11.28)	0:23.82 [6] (0:11.45)	0:12.37 [3] (0:12.37)
Average Speed [km/h]	48.2	63.8	62.4	64.3	65.1	63.8	58.3
Top Speed [km/h]	64.7	65.1	63.3	65.2	65.5	65.0	61.8
Avg. Dist. to Rail [m]	5.8	1.3	0.9	2.8	4.5	8.0	10.1
Avg. Stride Freq. [Hz]	2.2	2.2	2.1	2.2	2.2	2.3	2.2
Avg. Stride Length [m]	6.1	8.0	8.1	8.1	7.9	7.7	7.3



- [ ] Ranking at each section and finish
- .-.- No data available at this section
- NA No data available



Horse/Jockey Name	Flaming Torch
Final Rank	6
Fastest Section Time (Section)	0:11.28 (800m)
Top Speed [km/h] (Section)	66.1 (1200m)
Race State	Finished



Townsville QLD Professional

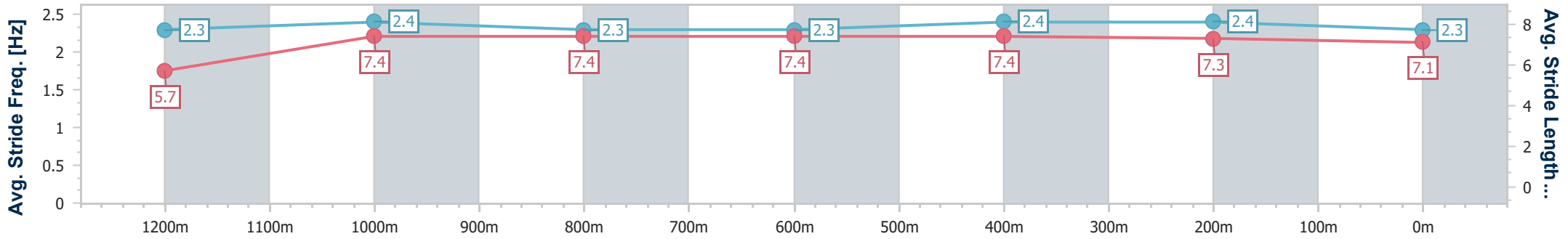
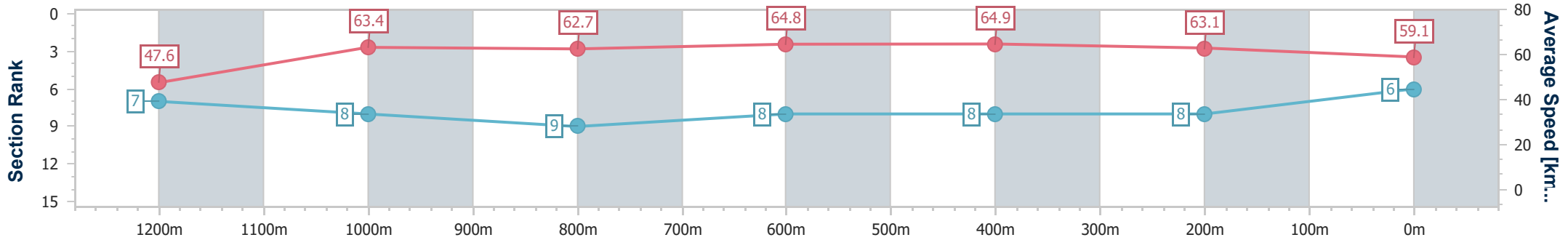
Race 4: MITAVITE BENCHMARK 55 Handicap - 1400m

25 May 2024 - 14:09

Track Rating: Good 4, Weather: Fine, Rail Position: +6.5m 1000m- W/P; +3m Rem



Section	Overall	1200m	1000m	800m	600m	400m	200m
Section Times	1:24.31 [6] (0:15.12)	1:09.19 [7] (0:11.35)	0:57.84 [8] (0:11.55)	0:46.29 [9] (0:11.28)	0:35.01 [8] (0:11.30)	0:23.71 [8] (0:11.54)	0:12.17 [8] (0:12.17)
Average Speed [km/h]	47.6	63.4	62.7	64.8	64.9	63.1	59.1
Top Speed [km/h]	66.0	66.1	63.7	66.1	65.6	65.3	60.9
Avg. Dist. to Rail [m]	9.5	2.4	1.1	3.2	4.4	5.3	6.2
Avg. Stride Freq. [Hz]	2.3	2.4	2.3	2.3	2.4	2.4	2.3
Avg. Stride Length [m]	5.7	7.4	7.4	7.4	7.4	7.3	7.1



- [ ] Ranking at each section and finish
- .-.- No data available at this section
- NA No data available



Horse/Jockey Name	Lighthheadedness
Final Rank	7
Fastest Section Time (Section)	0:11.18 (1200m)
Top Speed [km/h] (Section)	66.1 (800m)
Race State	Finished



Townsville QLD Professional

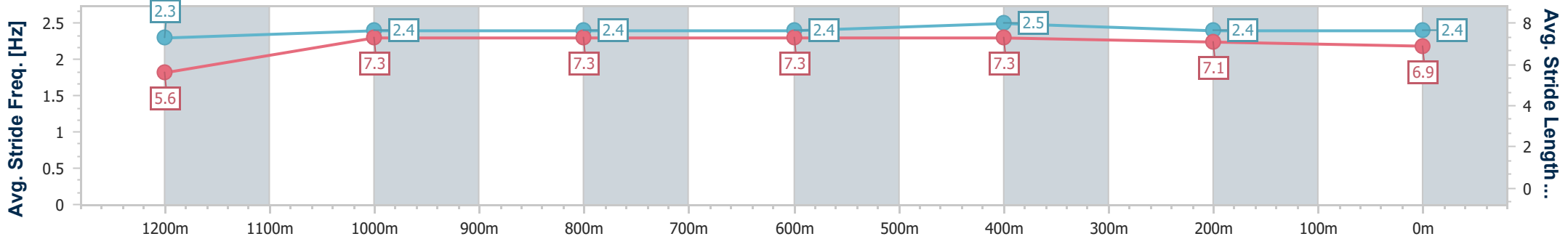
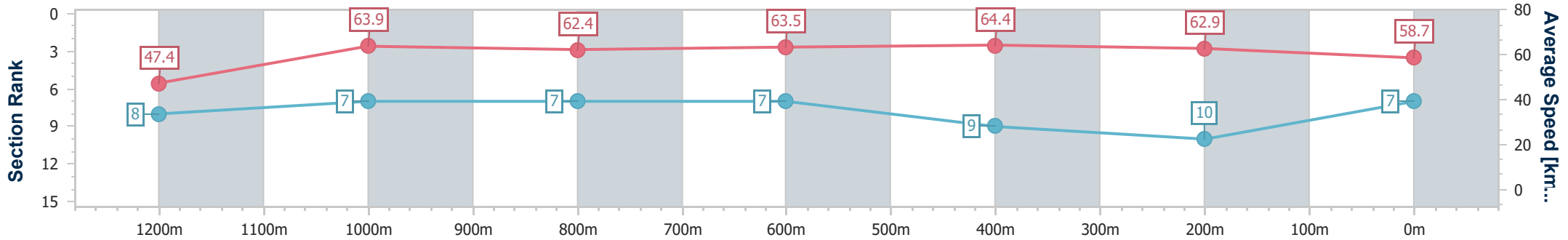
Race 4: MITAVITE BENCHMARK 55 Handicap - 1400m

25 May 2024 - 14:09

Track Rating: Good 4, Weather: Fine, Rail Position: +6.5m 1000m-  
W/P; +3m Rem



Section	Overall	1200m	1000m	800m	600m	400m	200m
Section Times	1:24.46 [7] (0:15.23)	1:09.23 [8] (0:11.18)	0:58.05 [7] (0:11.43)	0:46.62 [7] (0:11.43)	0:35.19 [7] (0:11.38)	0:23.81 [9] (0:11.55)	0:12.26 [10] (0:12.26)
Average Speed [km/h]	47.4	63.9	62.4	63.5	64.4	62.9	58.7
Top Speed [km/h]	64.4	65.3	63.7	66.1	66.0	64.1	62.5
Avg. Dist. to Rail [m]	5.9	2.0	2.4	1.7	3.8	5.2	5.1
Avg. Stride Freq. [Hz]	2.3	2.4	2.4	2.4	2.5	2.4	2.4
Avg. Stride Length [m]	5.6	7.3	7.3	7.3	7.3	7.1	6.9



- [ ] Ranking at each section and finish
- .-.- No data available at this section
- NA No data available



Horse/Jockey Name	Ginger Mick
Final Rank	8
Fastest Section Time (Section)	0:11.27 (1200m)
Top Speed [km/h] (Section)	65.3 (400m)
Race State	Finished



Townsville QLD Professional

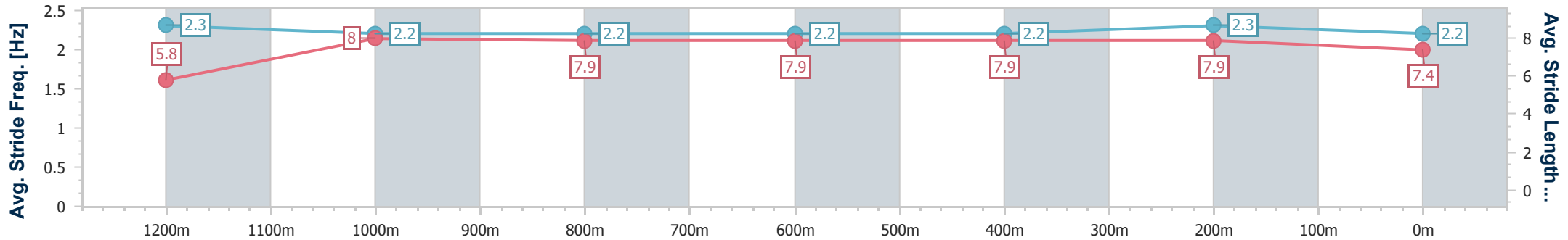
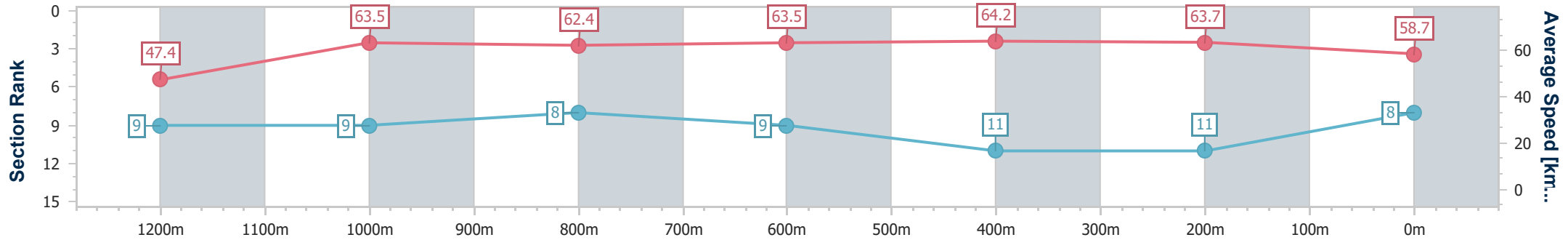
Race 4: MITAVITE BENCHMARK 55 Handicap - 1400m

25 May 2024 - 14:09

Track Rating: Good 4, Weather: Fine, Rail Position: +6.5m 1000m-W/P; +3m Rem



Section	Overall	1200m	1000m	800m	600m	400m	200m
Section Times	1:24.52 [8] (0:15.24)	1:09.28 [9] (0:11.27)	0:58.01 [9] (0:11.46)	0:46.55 [8] (0:11.46)	0:35.09 [9] (0:11.42)	0:23.67 [11] (0:11.39)	0:12.28 [11] (0:12.28)
Average Speed [km/h]	47.4	63.5	62.4	63.5	64.2	63.7	58.7
Top Speed [km/h]	63.5	64.8	63.3	64.4	65.0	65.3	61.8
Avg. Dist. to Rail [m]	7.0	1.7	2.0	2.1	3.9	6.2	9.2
Avg. Stride Freq. [Hz]	2.3	2.2	2.2	2.2	2.2	2.3	2.2
Avg. Stride Length [m]	5.8	8.0	7.9	7.9	7.9	7.9	7.4



- [ ] Ranking at each section and finish
- .-.- No data available at this section
- NA No data available



Horse/Jockey Name	Miss Shalaa
Final Rank	9
Fastest Section Time (Section)	0:10.94 (1200m)
Top Speed [km/h] (Section)	67.3 (1200m)
Race State	Finished



Townsville QLD Professional

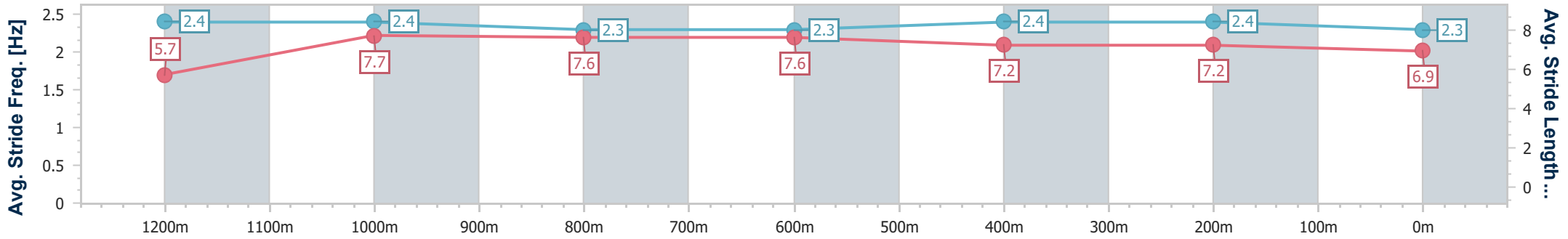
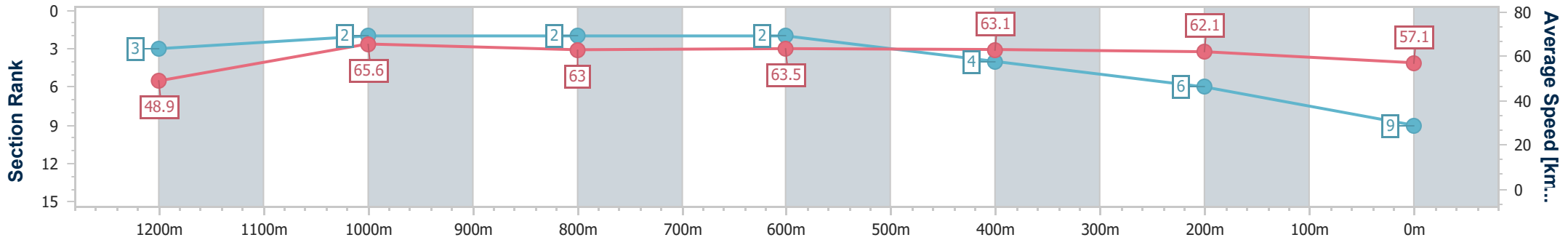
Race 4: MITAVITE BENCHMARK 55 Handicap - 1400m

25 May 2024 - 14:09

Track Rating: Good 4, Weather: Fine, Rail Position: +6.5m 1000m-  
W/P; +3m Rem



Section	Overall	1200m	1000m	800m	600m	400m	200m
Section Times	1:24.58 [9] (0:14.76)	1:09.82 [3] (0:10.94)	0:58.88 [2] (0:11.42)	0:47.46 [2] (0:11.45)	0:36.01 [2] (0:11.68)	0:24.33 [4] (0:11.72)	0:12.61 [6] (0:12.61)
Average Speed [km/h]	48.9	65.6	63.0	63.5	63.1	62.1	57.1
Top Speed [km/h]	66.7	67.3	64.0	64.6	63.6	64.7	59.6
Avg. Dist. to Rail [m]	8.9	1.8	0.8	2.3	4.3	6.2	7.9
Avg. Stride Freq. [Hz]	2.4	2.4	2.3	2.3	2.4	2.4	2.3
Avg. Stride Length [m]	5.7	7.7	7.6	7.6	7.2	7.2	6.9



- [ ] Ranking at each section and finish
- .-.- No data available at this section
- NA No data available





Horse/Jockey Name	Strathcona
Final Rank	10
Fastest Section Time (Section)	0:11.30 (1200m)
Top Speed [km/h] (Section)	65.5 (1200m)
Race State	Finished



Townsville QLD Professional

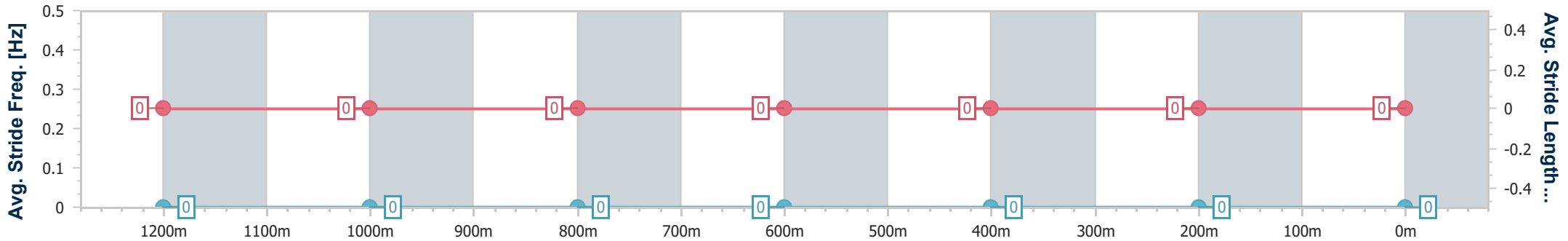
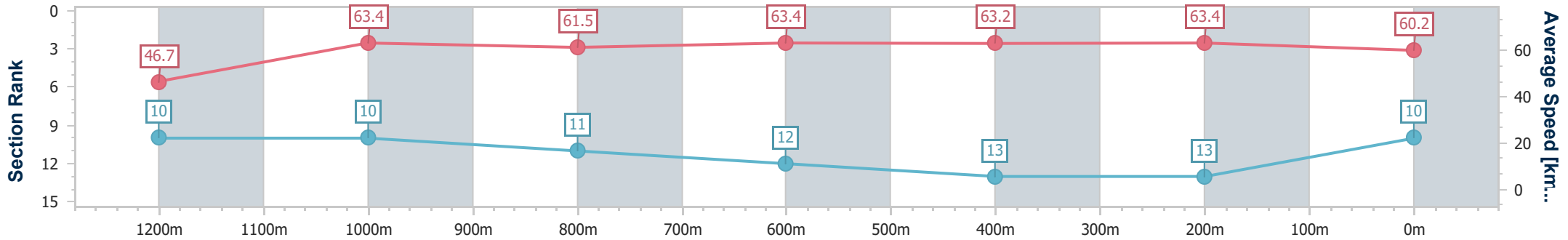
Race 4: MITAVITE BENCHMARK 55 Handicap - 1400m

25 May 2024 - 14:09

Track Rating: Good 4, Weather: Fine, Rail Position: +6.5m 1000m-  
W/P; +3m Rem



Section	Overall	1200m	1000m	800m	600m	400m	200m
Section Times	1:24.70 [10] (0:15.40)	1:09.30 [10] (0:11.30)	0:58.00 [10] (0:11.62)	0:46.38 [11] (0:11.42)	0:34.96 [12] (0:11.53)	0:23.43 [13] (0:11.46)	0:11.97 [13] (0:11.97)
Average Speed [km/h]	46.7	63.4	61.5	63.4	63.2	63.4	60.2
Top Speed [km/h]	63.2	65.5	62.9	64.1	64.3	64.8	62.2
Avg. Dist. to Rail [m]	5.6	1.5	2.1	1.3	2.5	6.9	12.4
Avg. Stride Freq. [Hz]	--	--	--	--	--	--	--
Avg. Stride Length [m]	--	--	--	--	--	--	--



- [ ] Ranking at each section and finish
- No data available at this section
- NA No data available



Horse/Jockey Name	Little Red Pepper
Final Rank	11
Fastest Section Time (Section)	0:11.01 (600m)
Top Speed [km/h] (Section)	65.6 (600m)
Race State	Finished



Townsville QLD Professional

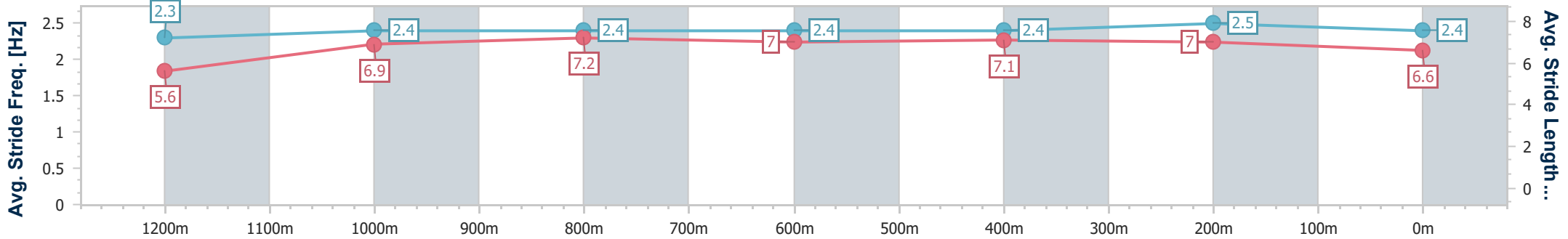
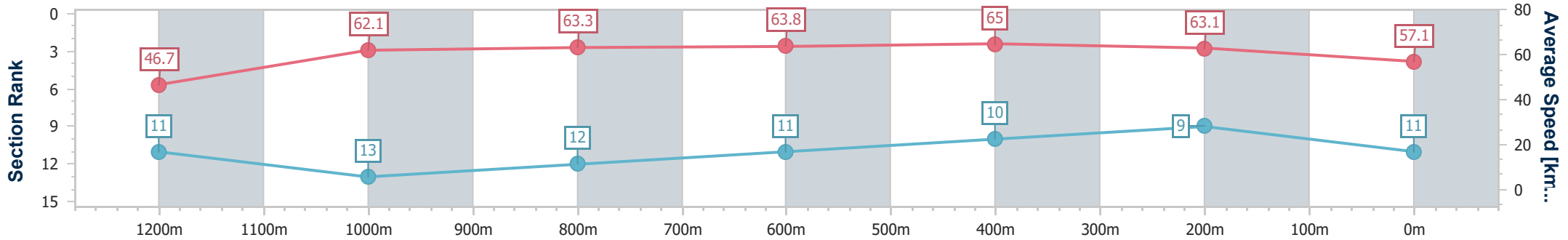
Race 4: MITAVITE BENCHMARK 55 Handicap - 1400m

25 May 2024 - 14:09

Track Rating: Good 4, Weather: Fine, Rail Position: +6.5m 1000m-W/P; +3m Rem



Section	Overall	1200m	1000m	800m	600m	400m	200m
Section Times	1:24.75 [11] (0:15.46)	1:09.29 [11] (0:11.58)	0:57.71 [13] (0:11.36)	0:46.35 [12] (0:11.33)	0:35.02 [11] (0:11.01)	0:24.01 [10] (0:11.40)	0:12.61 [9] (0:12.61)
Average Speed [km/h]	46.7	62.1	63.3	63.8	65.0	63.1	57.1
Top Speed [km/h]	62.1	62.6	64.5	64.9	65.6	64.8	60.4
Avg. Dist. to Rail [m]	10.6	2.2	1.2	0.9	1.3	1.9	4.8
Avg. Stride Freq. [Hz]	2.3	2.4	2.4	2.4	2.4	2.5	2.4
Avg. Stride Length [m]	5.6	6.9	7.2	7.0	7.1	7.0	6.6



- [ ] Ranking at each section and finish
- .-.- No data available at this section
- NA No data available



Horse/Jockey Name	Secret Location
Final Rank	12
Fastest Section Time (Section)	0:11.28 (600m)
Top Speed [km/h] (Section)	65.4 (800m)
Race State	Finished



### Townsville QLD Professional

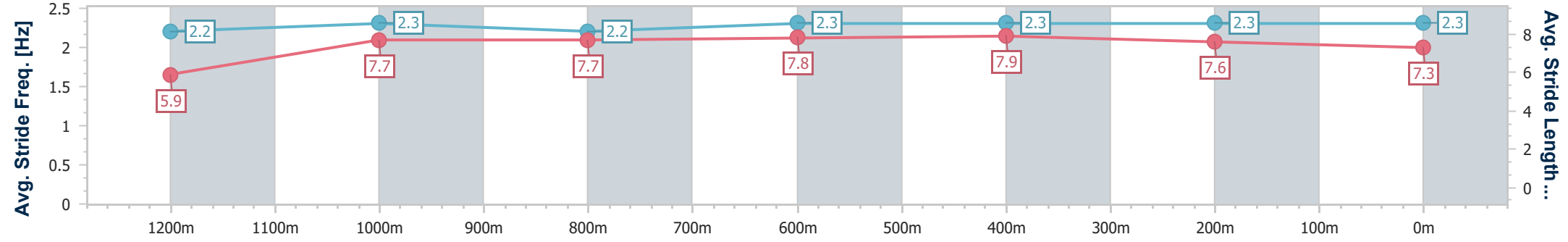
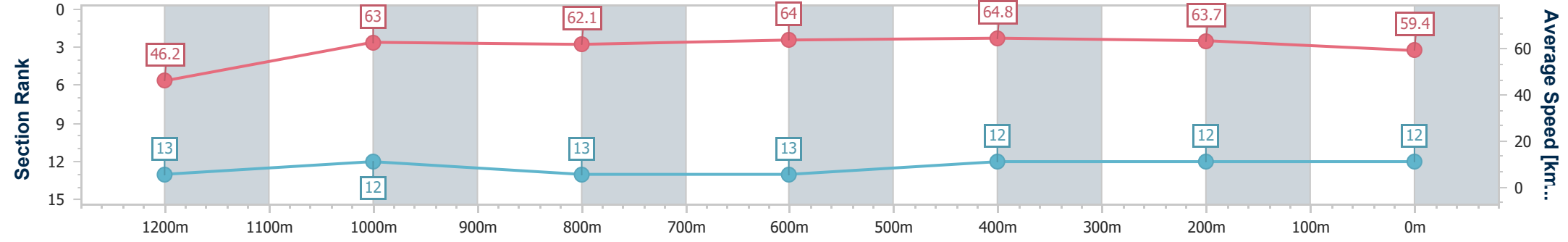
Race 4: MITAVITE BENCHMARK 55 Handicap - 1400m

25 May 2024 - 14:09

Track Rating: Good 4, Weather: Fine, Rail Position: +6.5m 1000m-  
W/P; +3m Rem



Section	Overall	1200m	1000m	800m	600m	400m	200m
Section Times	1:24.76 [12] (0:15.60)	1:09.16 [13] (0:11.42)	0:57.74 [12] (0:11.52)	0:46.22 [13] (0:11.39)	0:34.83 [13] (0:11.28)	0:23.55 [12] (0:11.41)	0:12.14 [12] (0:12.14)
Average Speed [km/h]	46.2	63.0	62.1	64.0	64.8	63.7	59.4
Top Speed [km/h]	63.0	64.0	63.0	65.4	65.4	65.1	62.4
Avg. Dist. to Rail [m]	9.6	1.2	1.5	2.2	3.2	7.1	13.6
Avg. Stride Freq. [Hz]	2.2	2.3	2.2	2.3	2.3	2.3	2.3
Avg. Stride Length [m]	5.9	7.7	7.7	7.8	7.9	7.6	7.3



- [ ] Ranking at each section and finish
- .-.- No data available at this section
- NA No data available



Horse/Jockey Name	Floral Code
Final Rank	13
Fastest Section Time (Section)	0:10.93 (1200m)
Top Speed [km/h] (Section)	68.4 (1200m)
Race State	Finished



### Townsville QLD Professional

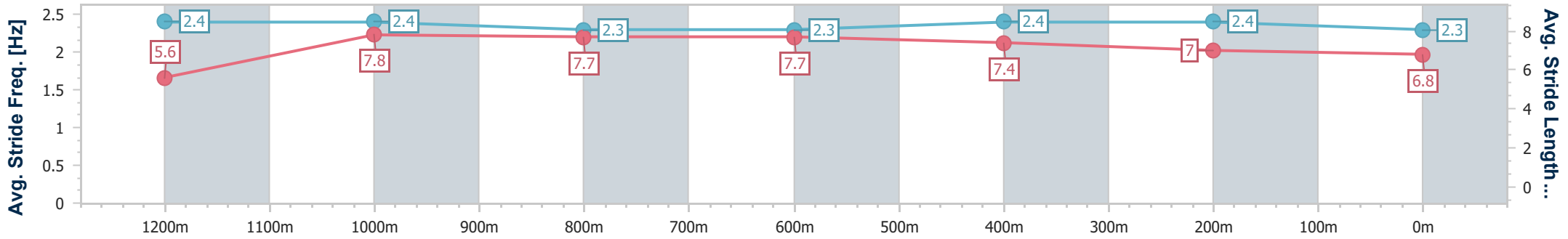
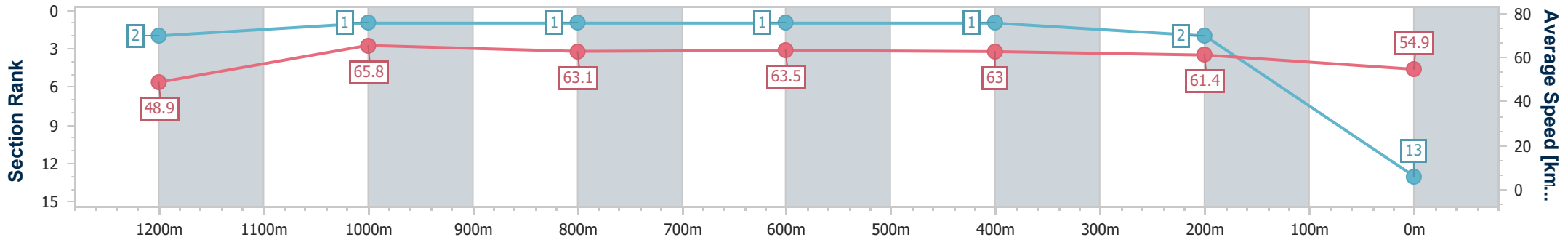
Race 4: MITAVITE BENCHMARK 55 Handicap - 1400m

25 May 2024 - 14:09

Track Rating: Good 4, Weather: Fine, Rail Position: +6.5m 1000m-  
W/P; +3m Rem



Section	Overall	1200m	1000m	800m	600m	400m	200m
Section Times	1:24.90 [13] (0:14.71)	1:10.19 [2] (0:10.93)	0:59.26 [1] (0:11.37)	0:47.89 [1] (0:11.40)	0:36.49 [1] (0:11.57)	0:24.92 [1] (0:11.78)	0:13.14 [2] (0:13.14)
Average Speed [km/h]	48.9	65.8	63.1	63.5	63.0	61.4	54.9
Top Speed [km/h]	68.0	68.4	63.7	63.7	63.8	62.6	59.1
Avg. Dist. to Rail [m]	12.2	3.4	1.1	1.1	2.5	2.9	4.6
Avg. Stride Freq. [Hz]	2.4	2.4	2.3	2.3	2.4	2.4	2.3
Avg. Stride Length [m]	5.6	7.8	7.7	7.7	7.4	7.0	6.8



- [ ] Ranking at each section and finish
- .-.- No data available at this section
- NA No data available



# Townsville QLD Professional

## Race 5: TRANSPORTABLE LIFESTYLES QTIS Three-Year-Old Handicap - 1000m

25 May 2024 - 14:45



Track Rating: Good 4, Weather: Fine, Rail Position: +6.5m 1000m-W/P; +3m Rem

Section		Overall	800m	600m	400m	200m	Last 600m					
Field Times		0:56.00 (0:12.53)	0:43.47 (0:09.77)	0:33.70 (0:10.46)	0:23.24 (0:11.05)	0:12.19 (0:12.19)	0:33.70					
Rank	TAB Horse/Jockey	Barrier	Top Speed [km/h]	Fastest Section	Margin					Distance Travelled [m]		
1	1 <b>ROWEINER'S DANCE</b> Gabrielle Semmens	3	72.3 600m	0:09.77 800m	0:56.00 [1] (0:12.53)	0:43.47 [1] (0:09.77)	0:33.70 [1] (0:10.46)	0:23.24 [1] (0:11.05)	0:12.19 [1] (0:12.19)	0:56.00	0:33.70	
2	8 <b>WIN AND TONIC</b> Lacey Morrison	8	72.6 600m	0:09.91 800m	0:56.29 [2] (0:12.99)	0:43.30 [8] (0:09.91)	0:33.39 [8] (0:10.58)	0:22.81 [7] (0:11.09)	0:11.72 [6] (0:11.72)	1.67L	0:33.39	+1
3	6 <b>I EFF OH</b> Nathan Thomas	10	72.4 800m	0:09.90 800m	0:56.50 [3] (0:12.61)	0:43.89 [2] (0:09.90)	0:33.99 [3] (0:10.65)	0:23.34 [4] (0:11.30)	0:12.04 [3] (0:12.04)	2.91L	0:33.99	+6
4	4 <b>MISHANI MYSTIQUE</b> Jason Taylor	7	71.6 600m	0:09.92 800m	0:56.59 [4] (0:12.65)	0:43.94 [4] (0:09.92)	0:34.02 [5] (0:10.76)	0:23.26 [6] (0:11.25)	0:12.01 [7] (0:12.01)	3.45L	0:34.02	+8
5	3 <b>DRAGON'S SNIP</b> Jackson Murphy	6	71.9 600m	0:09.87 800m	0:56.64 [5] (0:12.63)	0:44.01 [3] (0:09.87)	0:34.14 [2] (0:10.58)	0:23.56 [3] (0:11.38)	0:12.18 [4] (0:12.18)	3.78L	0:34.14	+2
5	5 <b>YAMABUSHI</b> Tyler Leslight	4	70.9 800m	0:09.94 800m	0:56.64 [5] (0:12.74)	0:43.90 [6] (0:09.94)	0:33.96 [6] (0:10.61)	0:23.35 [5] (0:11.27)	0:12.08 [5] (0:12.08)	3.78L	0:33.96	+3
7	7 <b>MISHANI MAVERICK</b> Denicious Smith	2	71.3 800m	0:09.84 800m	0:56.77 [7] (0:12.67)	0:44.10 [5] (0:09.84)	0:34.26 [4] (0:10.57)	0:23.69 [2] (0:11.21)	0:12.48 [2] (0:12.48)	4.5L	0:34.26	+2
8	2 <b>NAZORIAN</b> Jenna Edwards	11	71.4 600m	0:10.01 800m	0:57.24 [8] (0:12.84)	0:44.40 [7] (0:10.01)	0:34.39 [7] (0:10.70)	0:23.69 [8] (0:11.36)	0:12.33 [9] (0:12.33)	7.28L	0:34.39	+7
9	11 <b>HEEZA HUBSESSION</b> Graham Kliese	9	72.1 600m	0:09.95 800m	0:57.37 [9] (0:13.25)	0:44.12 [10] (0:09.95)	0:34.17 [10] (0:10.51)	0:23.66 [9] (0:11.17)	0:12.49 [8] (0:12.49)	8.07L	0:34.17	+1
10	9 <b>SPONTANEOUS CHOICE</b> Chelsea Jokic	1	73.1 800m	0:10.16 800m	0:57.72 [10] (0:13.77)	0:43.95 [11] (0:10.16)	0:33.79 [11] (0:10.63)	0:23.16 [11] (0:11.13)	0:12.03 [11] (0:12.03)	10.13L	0:33.79	+5

[ ] Ranking at each section and finish  
 -:-:- No data available at this section  
 NA No data available

SCN Saddle cloth number  
 DNF Did not finish  
 DNT Did not track



**Townsville QLD Professional**  
**Race 5: TRANSPORTABLE LIFESTYLES QTIS Three-Year-Old Handicap - 1000m**  
**25 May 2024 - 14:45**



Track Rating: Good 4, Weather: Fine, Rail Position: +6.5m 1000m-W/P; +3m Rem

Section	Overall	800m	600m	400m	200m	Last 600m
Field Times	0:56.00 (0:12.53)	0:43.47 (0:09.77)	0:33.70 (0:10.46)	0:23.24 (0:11.05)	0:12.19 (0:12.19)	0:33.70

Rank	TAB	Horse/Jockey	Barrier	Top Speed [km/h]	Fastest Section	Margin	Distance Travelled [m]
11	10	COME ON LET'S KISS	5	70.6	0:09.99	10.66L	+2
		Wanderson D'Avila		600m	800m		
					(0:13.05)	(0:09.99)	(0:10.71)
						(0:11.35)	(0:12.71)
							(0:12.71)

[ ] Ranking at each section and finish  
 -:-:- No data available at this section  
 NA No data available

SCN Saddle cloth number  
 DNF Did not finish  
 DNT Did not track



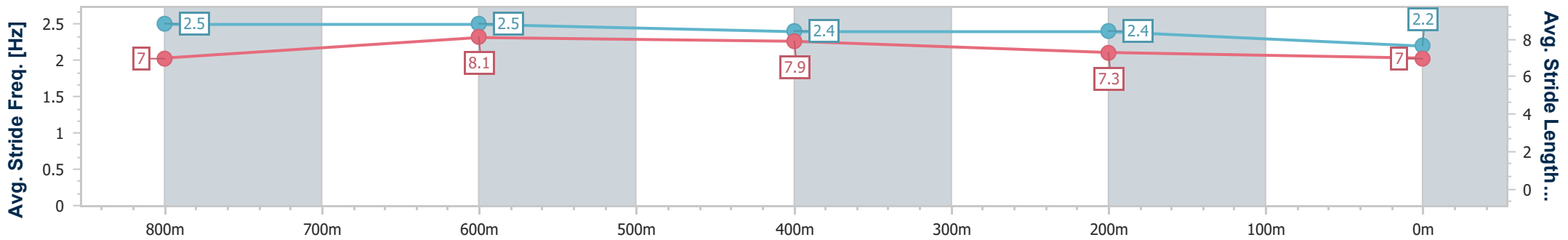
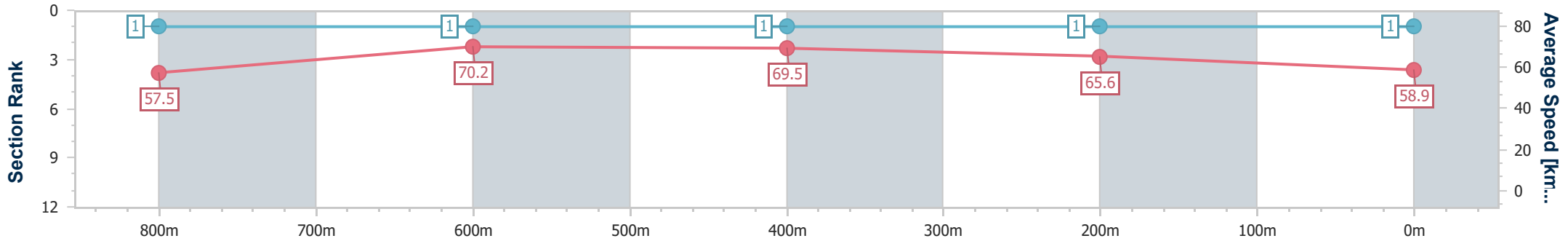
Horse/Jockey Name	Roweiner's Dance
Final Rank	1
Fastest Section Time (Section)	0:09.77 (800m)
Top Speed [km/h] (Section)	72.3 (600m)
Race State	Finished



Townsville QLD Professional  
 Race 5: TRANSPORTABLE LIFESTYLES QTIS Three-Year-Old Handicap - 1000m  
 25 May 2024 - 14:45  
 Track Rating: Good 4, Weather: Fine, Rail Position: +6.5m 1000m-W/P; +3m Rem



Section	Overall	800m	600m	400m	200m
Section Times	0:56.00 [1] (0:12.53)	0:43.47 [1] (0:09.77)	0:33.70 [1] (0:10.46)	0:23.24 [1] (0:11.05)	0:12.19 [1] (0:12.19)
Average Speed [km/h]	57.5	70.2	69.5	65.6	58.9
Top Speed [km/h]	71.6	72.0	72.3	67.6	63.8
Avg. Dist. to Rail [m]	2.2	1.1	2.0	3.2	3.9
Avg. Stride Freq. [Hz]	2.5	2.5	2.4	2.4	2.2
Avg. Stride Length [m]	7.0	8.1	7.9	7.3	7.0



- [ ] Ranking at each section and finish
- .-.- No data available at this section
- NA No data available



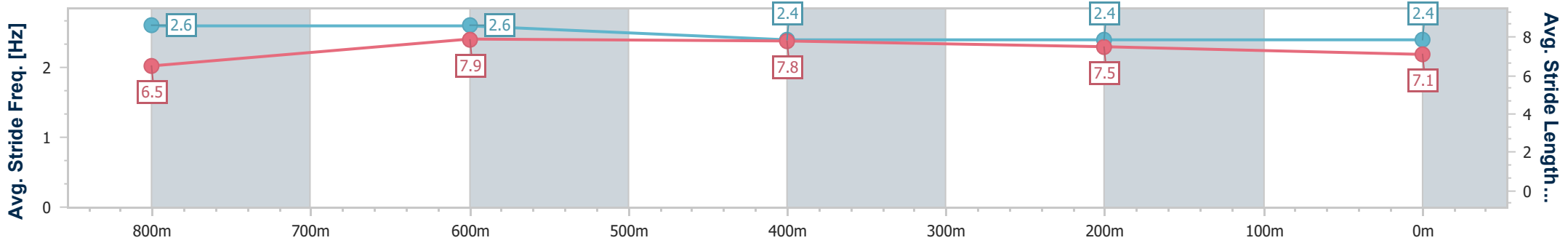
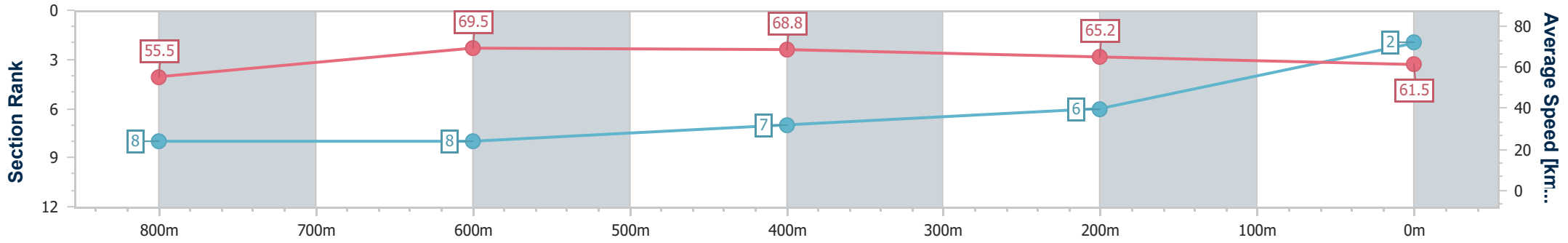
Horse/Jockey Name	Win And Tonic
Final Rank	2
Fastest Section Time (Section)	0:09.91 (800m)
Top Speed [km/h] (Section)	72.6 (600m)
Race State	Finished



Townsville QLD Professional  
 Race 5: TRANSPORTABLE LIFESTYLES QTIS Three-Year-Old Handicap - 1000m  
 25 May 2024 - 14:45  
 Track Rating: Good 4, Weather: Fine, Rail Position: +6.5m 1000m-W/P; +3m Rem



Section	Overall	800m	600m	400m	200m
Section Times	0:56.29 [2] (0:12.99)	0:43.30 [8] (0:09.91)	0:33.39 [8] (0:10.58)	0:22.81 [7] (0:11.09)	0:11.72 [6] (0:11.72)
Average Speed [km/h]	55.5	69.5	68.8	65.2	61.5
Top Speed [km/h]	70.9	70.9	72.6	66.4	65.3
Avg. Dist. to Rail [m]	3.5	1.9	2.2	2.3	3.8
Avg. Stride Freq. [Hz]	2.6	2.6	2.4	2.4	2.4
Avg. Stride Length [m]	6.5	7.9	7.8	7.5	7.1



- [ ] Ranking at each section and finish
- .-.- No data available at this section
- NA No data available





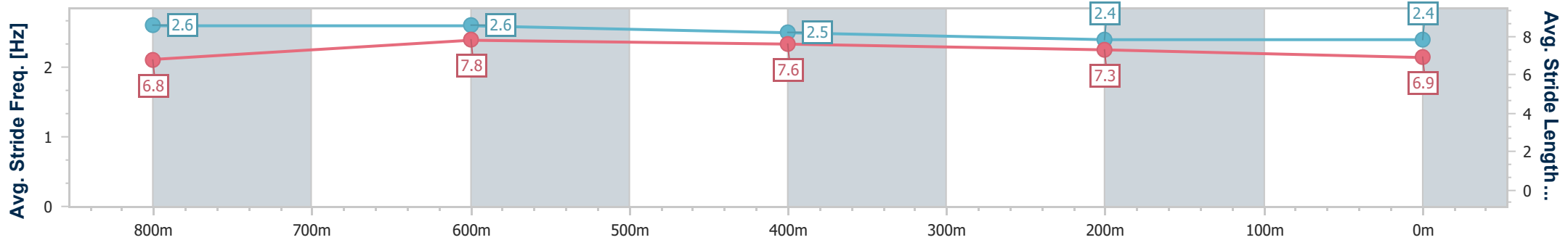
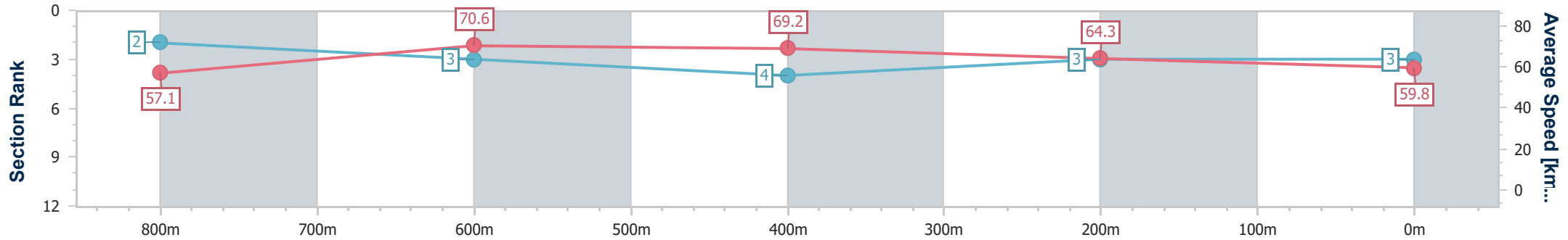
Horse/Jockey Name	I Eff Oh
Final Rank	3
Fastest Section Time (Section)	0:09.90 (800m)
Top Speed [km/h] (Section)	72.4 (800m)
Race State	Finished



Townsville QLD Professional  
 Race 5: TRANSPORTABLE LIFESTYLES QTIS Three-Year-Old  
 Handicap - 1000m  
 25 May 2024 - 14:45  
 Track Rating: Good 4, Weather: Fine, Rail Position: +6.5m 1000m-  
 W/P; +3m Rem



Section	Overall	800m	600m	400m	200m
Section Times	0:56.50 [3] (0:12.61)	0:43.89 [2] (0:09.90)	0:33.99 [3] (0:10.65)	0:23.34 [4] (0:11.30)	0:12.04 [3] (0:12.04)
Average Speed [km/h]	57.1	70.6	69.2	64.3	59.8
Top Speed [km/h]	72.0	72.4	72.3	65.7	65.7
Avg. Dist. to Rail [m]	7.2	4.9	4.7	5.7	6.9
Avg. Stride Freq. [Hz]	2.6	2.6	2.5	2.4	2.4
Avg. Stride Length [m]	6.8	7.8	7.6	7.3	6.9



- [ ] Ranking at each section and finish
- .-.- No data available at this section
- NA No data available



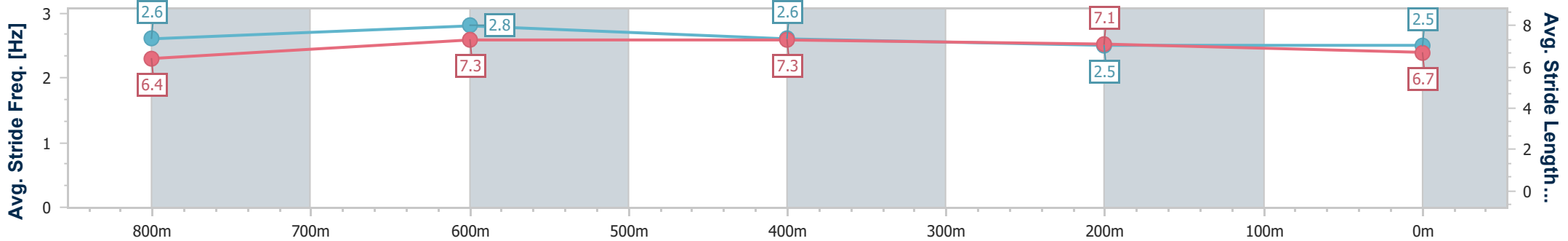
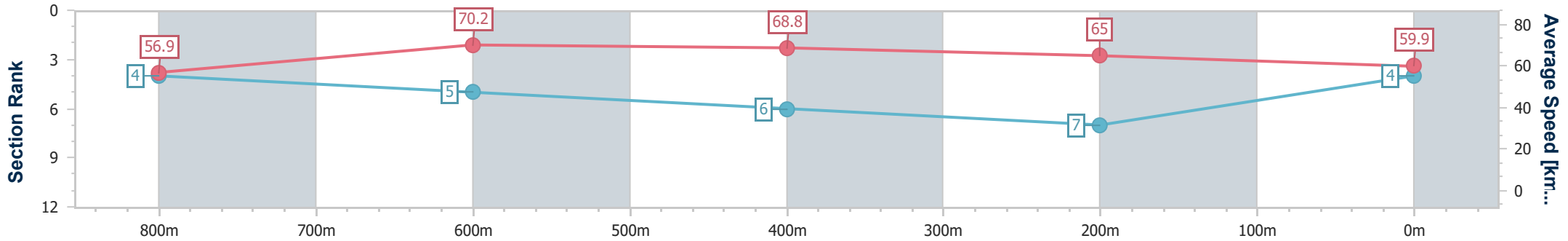
Horse/Jockey Name	Mishani Mystique
Final Rank	4
Fastest Section Time (Section)	0:09.92 (800m)
Top Speed [km/h] (Section)	71.6 (600m)
Race State	Finished



Townsville QLD Professional  
 Race 5: TRANSPORTABLE LIFESTYLES QTIS Three-Year-Old  
 Handicap - 1000m  
 25 May 2024 - 14:45  
 Track Rating: Good 4, Weather: Fine, Rail Position: +6.5m 1000m-  
 W/P; +3m Rem



Section	Overall	800m	600m	400m	200m
Section Times	0:56.59 [4] (0:12.65)	0:43.94 [4] (0:09.92)	0:34.02 [5] (0:10.76)	0:23.26 [6] (0:11.25)	0:12.01 [7] (0:12.01)
Average Speed [km/h]	56.9	70.2	68.8	65.0	59.9
Top Speed [km/h]	71.3	71.6	71.6	66.6	63.6
Avg. Dist. to Rail [m]	5.6	3.9	6.1	7.3	8.7
Avg. Stride Freq. [Hz]	2.6	2.8	2.6	2.5	2.5
Avg. Stride Length [m]	6.4	7.3	7.3	7.1	6.7



- [ ] Ranking at each section and finish
- .-.- No data available at this section
- NA No data available



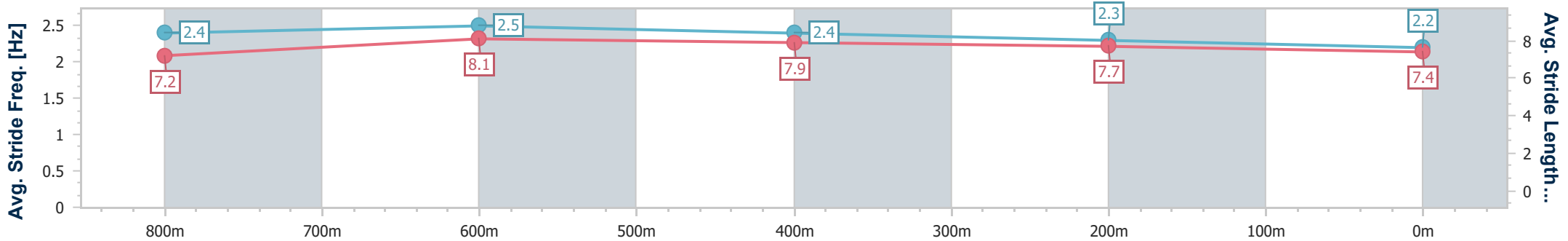
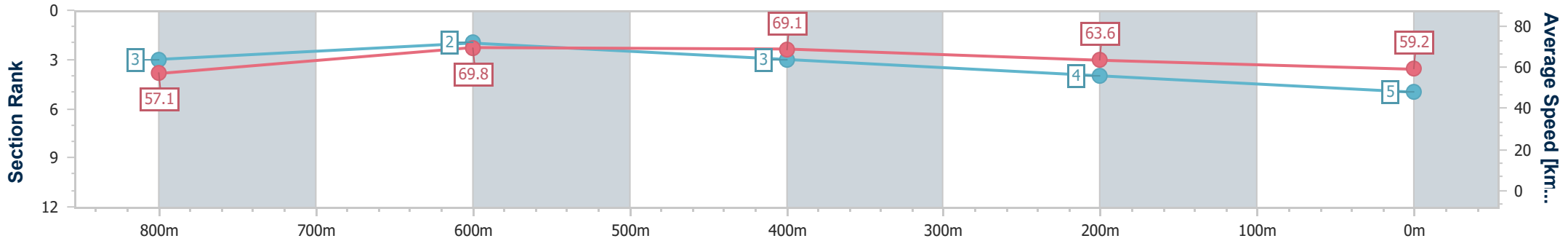
Horse/Jockey Name	Dragon's Snip
Final Rank	5
Fastest Section Time (Section)	0:09.87 (800m)
Top Speed [km/h] (Section)	71.9 (600m)
Race State	Finished



Townsville QLD Professional  
 Race 5: TRANSPORTABLE LIFESTYLES QTIS Three-Year-Old  
 Handicap - 1000m  
 25 May 2024 - 14:45  
 Track Rating: Good 4, Weather: Fine, Rail Position: +6.5m 1000m-  
 W/P; +3m Rem



Section	Overall	800m	600m	400m	200m
Section Times	0:56.64 [5] (0:12.63)	0:44.01 [3] (0:09.87)	0:34.14 [2] (0:10.58)	0:23.56 [3] (0:11.38)	0:12.18 [4] (0:12.18)
Average Speed [km/h]	57.1	69.8	69.1	63.6	59.2
Top Speed [km/h]	70.6	70.6	71.9	65.5	61.9
Avg. Dist. to Rail [m]	3.7	2.6	3.1	3.3	3.6
Avg. Stride Freq. [Hz]	2.4	2.5	2.4	2.3	2.2
Avg. Stride Length [m]	7.2	8.1	7.9	7.7	7.4



- [ ] Ranking at each section and finish
- .-.- No data available at this section
- NA No data available



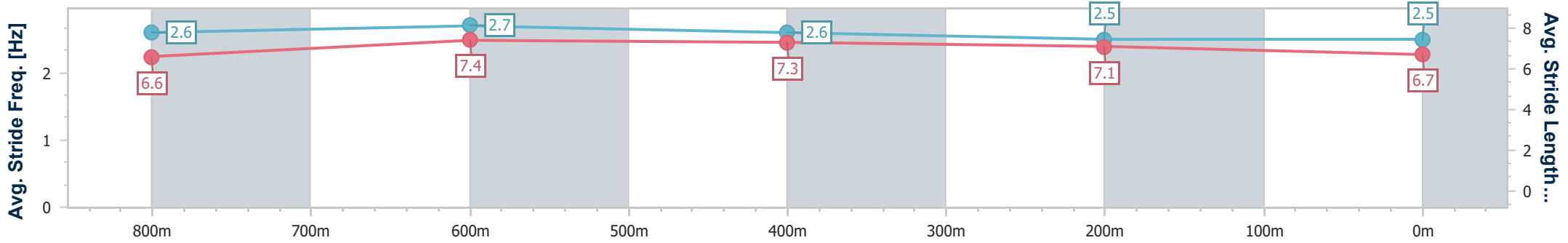
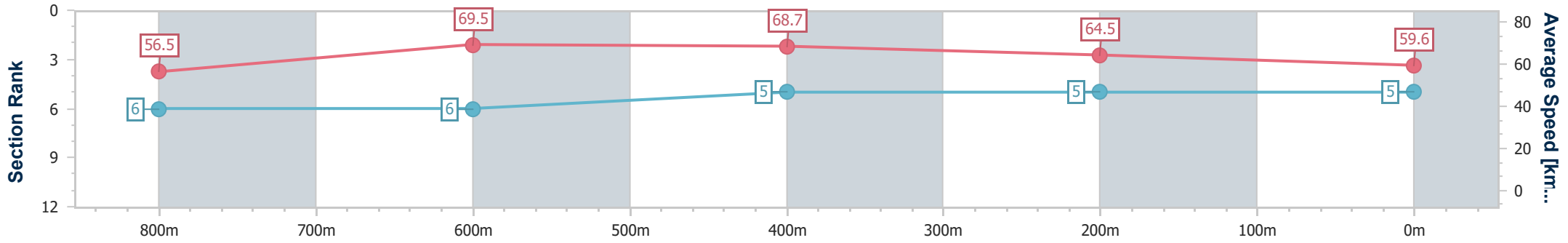
Horse/Jockey Name	Yamabushi
Final Rank	5
Fastest Section Time (Section)	0:09.94 (800m)
Top Speed [km/h] (Section)	70.9 (800m)
Race State	Finished



Townsville QLD Professional  
 Race 5: TRANSPORTABLE LIFESTYLES QTIS Three-Year-Old Handicap - 1000m  
 25 May 2024 - 14:45  
 Track Rating: Good 4, Weather: Fine, Rail Position: +6.5m 1000m-W/P; +3m Rem



Section	Overall	800m	600m	400m	200m
Section Times	0:56.64 [5] (0:12.74)	0:43.90 [6] (0:09.94)	0:33.96 [6] (0:10.61)	0:23.35 [5] (0:11.27)	0:12.08 [5] (0:12.08)
Average Speed [km/h]	56.5	69.5	68.7	64.5	59.6
Top Speed [km/h]	70.6	70.9	69.1	65.5	63.1
Avg. Dist. to Rail [m]	3.5	2.6	2.9	4.5	7.6
Avg. Stride Freq. [Hz]	2.6	2.7	2.6	2.5	2.5
Avg. Stride Length [m]	6.6	7.4	7.3	7.1	6.7



- [ ] Ranking at each section and finish
- .-.- No data available at this section
- NA No data available



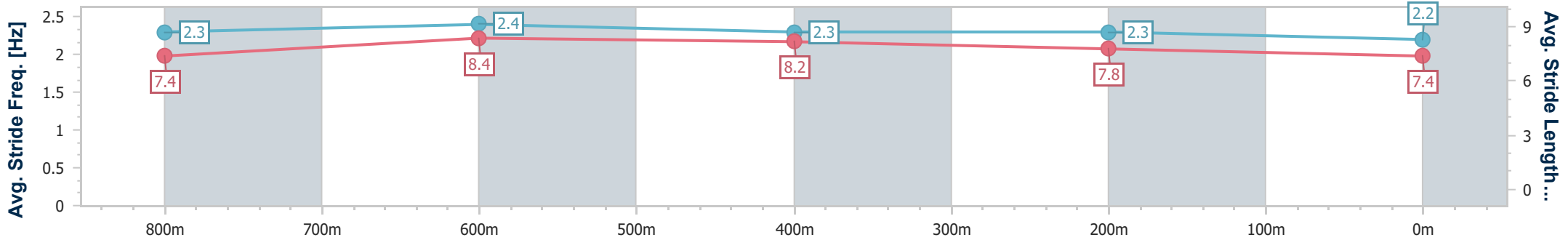
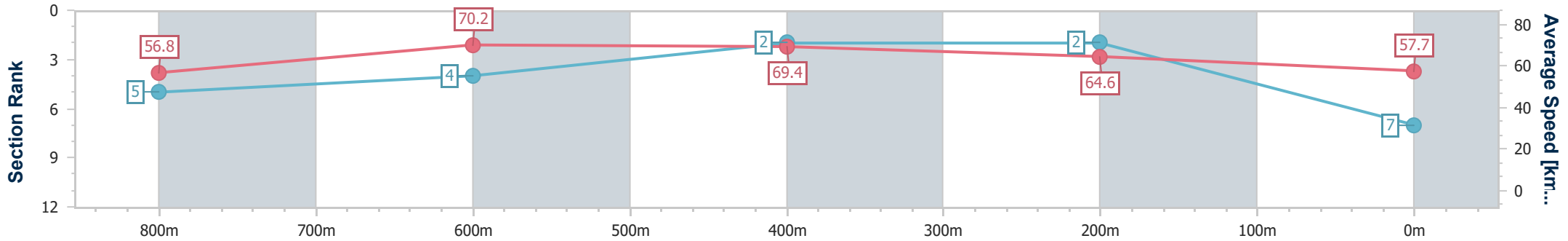
Horse/Jockey Name	Mishani Maverick
Final Rank	7
Fastest Section Time (Section)	0:09.84 (800m)
Top Speed [km/h] (Section)	71.3 (800m)
Race State	Finished



Townsville QLD Professional  
 Race 5: TRANSPORTABLE LIFESTYLES QTIS Three-Year-Old  
 Handicap - 1000m  
 25 May 2024 - 14:45  
 Track Rating: Good 4, Weather: Fine, Rail Position: +6.5m 1000m-  
 W/P; +3m Rem



Section	Overall	800m	600m	400m	200m
Section Times	0:56.77 [7] (0:12.67)	0:44.10 [5] (0:09.84)	0:34.26 [4] (0:10.57)	0:23.69 [2] (0:11.21)	0:12.48 [2] (0:12.48)
Average Speed [km/h]	56.8	70.2	69.4	64.6	57.7
Top Speed [km/h]	70.9	71.3	70.9	68.0	61.7
Avg. Dist. to Rail [m]	1.1	2.0	3.6	4.6	5.6
Avg. Stride Freq. [Hz]	2.3	2.4	2.3	2.3	2.2
Avg. Stride Length [m]	7.4	8.4	8.2	7.8	7.4



- [ ] Ranking at each section and finish
- .-.- No data available at this section
- NA No data available



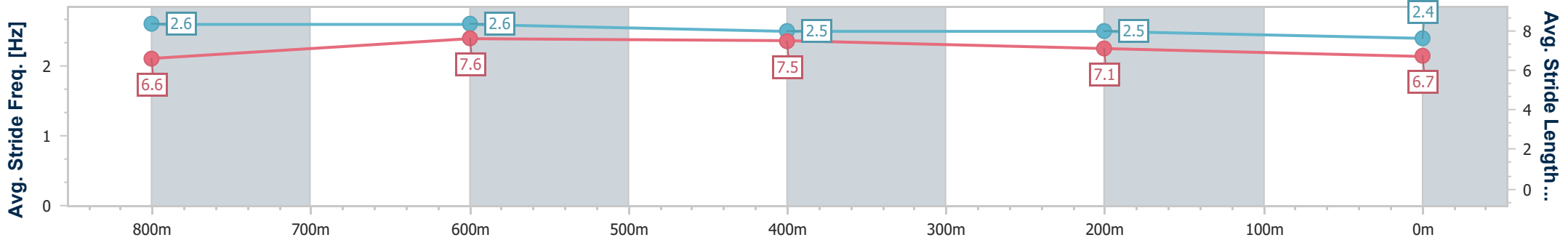
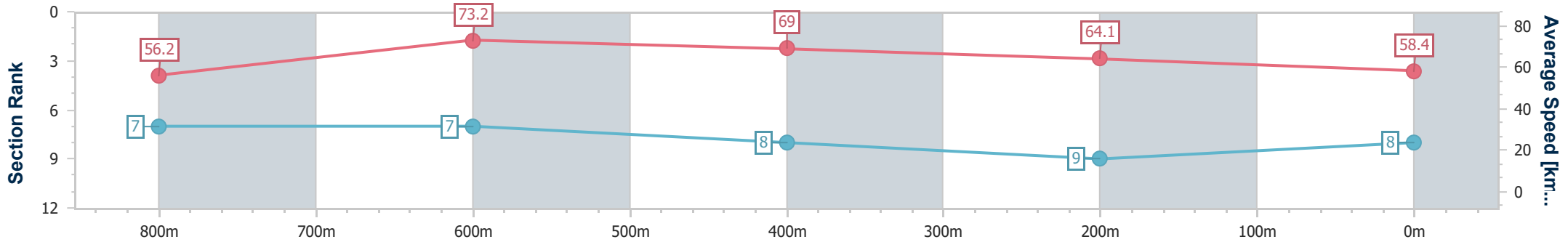
Horse/Jockey Name	Nazorian
Final Rank	8
Fastest Section Time (Section)	0:10.01 (800m)
Top Speed [km/h] (Section)	71.4 (600m)
Race State	Finished



Townsville QLD Professional  
 Race 5: TRANSPORTABLE LIFESTYLES QTIS Three-Year-Old  
 Handicap - 1000m  
 25 May 2024 - 14:45  
 Track Rating: Good 4, Weather: Fine, Rail Position: +6.5m 1000m-  
 W/P; +3m Rem



Section	Overall	800m	600m	400m	200m
Section Times	0:57.24 [8] (0:12.84)	0:44.40 [7] (0:10.01)	0:34.39 [7] (0:10.70)	0:23.69 [8] (0:11.36)	0:12.33 [9] (0:12.33)
Average Speed [km/h]	56.2	73.2	69.0	64.1	58.4
Top Speed [km/h]	69.5	70.9	71.4	65.7	62.5
Avg. Dist. to Rail [m]	7.2	4.7	5.4	6.9	8.0
Avg. Stride Freq. [Hz]	2.6	2.6	2.5	2.5	2.4
Avg. Stride Length [m]	6.6	7.6	7.5	7.1	6.7



- [ ] Ranking at each section and finish
- .-.- No data available at this section
- NA No data available



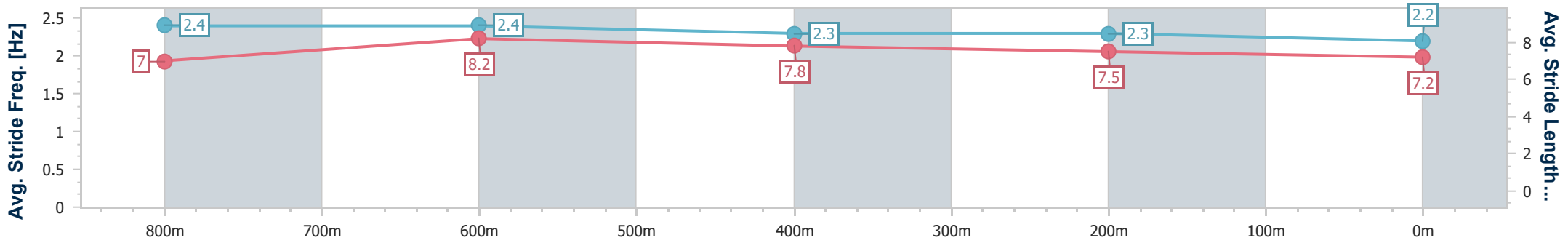
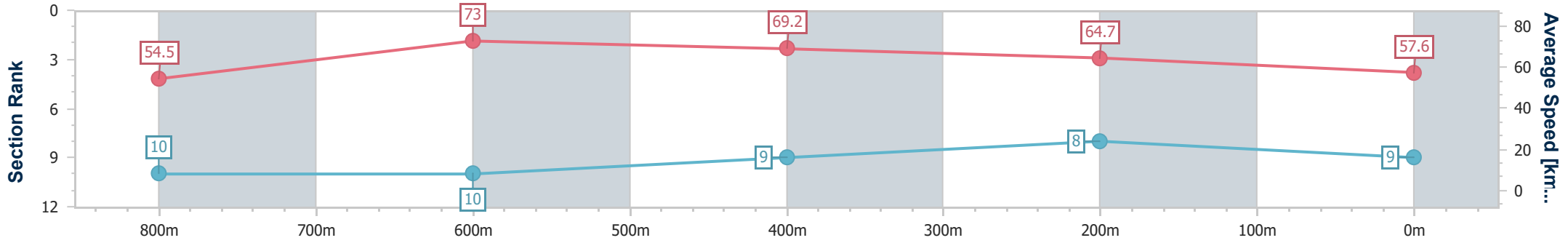
Horse/Jockey Name	Heeza Hubsession
Final Rank	9
Fastest Section Time (Section)	0:09.95 (800m)
Top Speed [km/h] (Section)	72.1 (600m)
Race State	Finished



Townsville QLD Professional  
 Race 5: TRANSPORTABLE LIFESTYLES QTIS Three-Year-Old  
 Handicap - 1000m  
 25 May 2024 - 14:45  
 Track Rating: Good 4, Weather: Fine, Rail Position: +6.5m 1000m-  
 W/P; +3m Rem



Section	Overall	800m	600m	400m	200m
Section Times	0:57.37 [9] (0:13.25)	0:44.12 [10] (0:09.95)	0:34.17 [10] (0:10.51)	0:23.66 [9] (0:11.17)	0:12.49 [8] (0:12.49)
Average Speed [km/h]	54.5	73.0	69.2	64.7	57.6
Top Speed [km/h]	69.8	70.2	72.1	67.1	61.7
Avg. Dist. to Rail [m]	5.9	2.3	2.0	4.7	6.5
Avg. Stride Freq. [Hz]	2.4	2.4	2.3	2.3	2.2
Avg. Stride Length [m]	7.0	8.2	7.8	7.5	7.2



- [ ] Ranking at each section and finish
- .-.- No data available at this section
- NA No data available



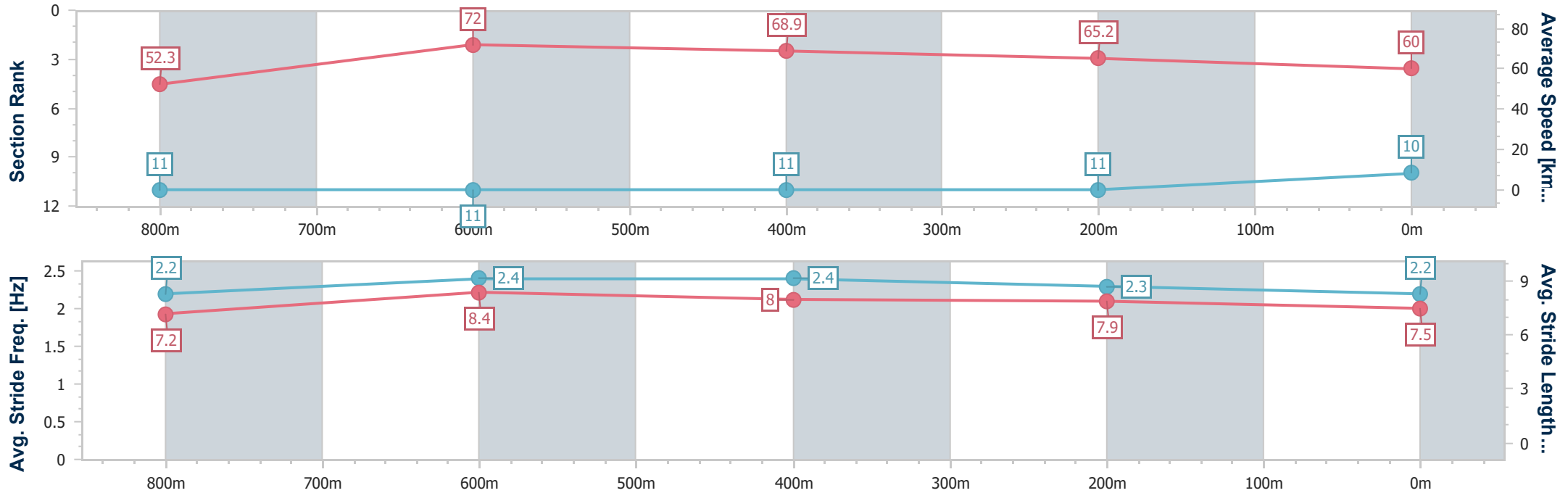
Horse/Jockey Name	Spontaneous Choice
Final Rank	10
Fastest Section Time (Section)	0:10.16 (800m)
Top Speed [km/h] (Section)	73.1 (800m)
Race State	Finished



Townsville QLD Professional  
 Race 5: TRANSPORTABLE LIFESTYLES QTIS Three-Year-Old  
 Handicap - 1000m  
 25 May 2024 - 14:45  
 Track Rating: Good 4, Weather: Fine, Rail Position: +6.5m 1000m-  
 W/P; +3m Rem



Section	Overall	800m	600m	400m	200m
Section Times	0:57.72 [10] (0:13.77)	0:43.95 [11] (0:10.16)	0:33.79 [11] (0:10.63)	0:23.16 [11] (0:11.13)	0:12.03 [11] (0:12.03)
Average Speed [km/h]	52.3	72.0	68.9	65.2	60.0
Top Speed [km/h]	71.1	73.1	70.9	68.1	63.5
Avg. Dist. to Rail [m]	2.9	3.9	3.6	5.8	9.4
Avg. Stride Freq. [Hz]	2.2	2.4	2.4	2.3	2.2
Avg. Stride Length [m]	7.2	8.4	8.0	7.9	7.5



- [ ] Ranking at each section and finish
- .-.- No data available at this section
- NA No data available





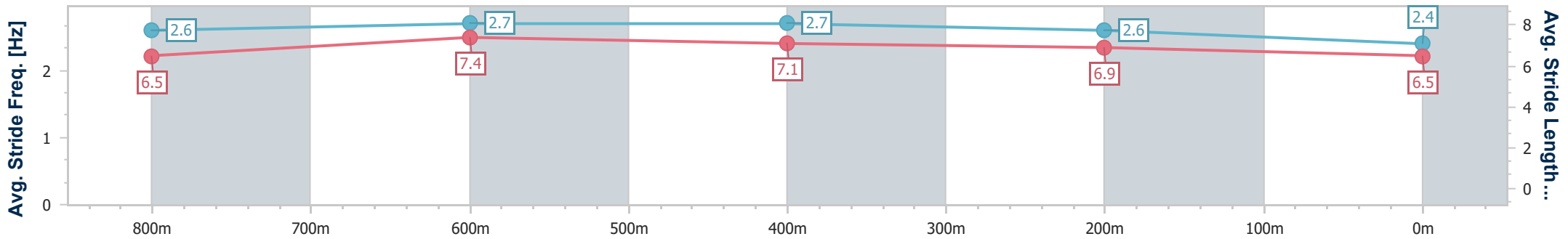
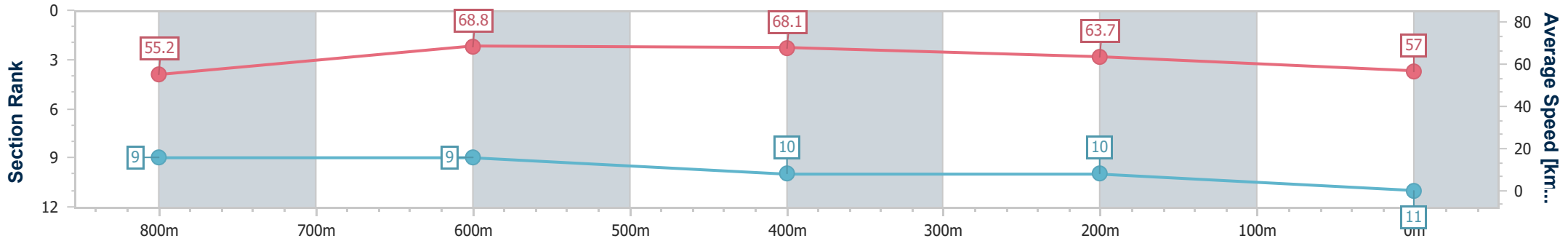
Horse/Jockey Name	Come On Let's Kiss
Final Rank	11
Fastest Section Time (Section)	0:09.99 (800m)
Top Speed [km/h] (Section)	70.6 (600m)
Race State	Finished



Townsville QLD Professional  
 Race 5: TRANSPORTABLE LIFESTYLES QTIS Three-Year-Old Handicap - 1000m  
 25 May 2024 - 14:45  
 Track Rating: Good 4, Weather: Fine, Rail Position: +6.5m 1000m-W/P; +3m Rem



Section	Overall	800m	600m	400m	200m
Section Times	0:57.81 [11] (0:13.05)	0:44.76 [9] (0:09.99)	0:34.77 [9] (0:10.71)	0:24.06 [10] (0:11.35)	0:12.71 [10] (0:12.71)
Average Speed [km/h]	55.2	68.8	68.1	63.7	57.0
Top Speed [km/h]	69.8	70.6	70.6	67.0	61.2
Avg. Dist. to Rail [m]	2.7	1.3	2.8	3.4	4.8
Avg. Stride Freq. [Hz]	2.6	2.7	2.7	2.6	2.4
Avg. Stride Length [m]	6.5	7.4	7.1	6.9	6.5



- [ ] Ranking at each section and finish
- .-.- No data available at this section
- NA No data available



# Townsville QLD Professional

## Race 6: GREAT NORTHERN BREWING CO. Class 1 Handicap - 1000m

25 May 2024 - 15:23



Track Rating: Good 4, Weather: Fine, Rail Position: +6.5m 1000m-W/P; +3m Rem

Section		Overall	800m	600m	400m	200m	Last 600m					
Field Times		0:56.64 (0:13.29)	0:43.35 (0:09.86)	0:33.49 (0:10.43)	0:23.06 (0:11.27)	0:11.79 (0:11.79)	0:33.49					
Rank	TAB Horse/Jockey	Barrier	Top Speed [km/h]	Fastest Section	Margin					Distance Travelled [m]		
1	9 LADY DAMUS Nathan Thomas	7	72.4 Overall	0:09.86 800m	0:56.64 [1] (0:13.64)	0:43.00 [6] (0:09.86)	0:33.14 [4] (0:10.36)	0:22.78 [3] (0:10.99)	0:11.79 [1] (0:11.79)	0:56.64	0:33.14	
2	7 EXTRA FREE Rebecca Wilson	12	72.5 Overall	0:09.90 800m	0:56.88 [2] (0:13.65)	0:43.23 [7] (0:09.90)	0:33.33 [5] (0:10.42)	0:22.91 [5] (0:10.90)	0:12.01 [2] (0:12.01)	1.4L	0:33.33	-2
3	5 CATALINA DREAMING Tyler Leslight	1	72.0 800m	0:09.97 800m	0:57.08 [3] (0:13.29)	0:43.79 [1] (0:09.97)	0:33.82 [2] (0:10.59)	0:23.23 [2] (0:11.10)	0:12.13 [4] (0:12.13)	2.55L	0:33.82	-2
4	10 WICKLOW LASS Wanderson D'Avila	2	72.5 600m	0:09.76 800m	0:57.13 [4] (0:13.39)	0:43.74 [3] (0:09.76)	0:33.98 [1] (0:10.43)	0:23.55 [1] (0:11.36)	0:12.19 [3] (0:12.19)	2.85L	0:33.98	+1
5	4 IMPERIUM Denicious Smith	6	72.3 600m	0:10.15 800m	0:57.51 [5] (0:13.84)	0:43.67 [8] (0:10.15)	0:33.52 [9] (0:10.48)	0:23.04 [8] (0:10.98)	0:12.06 [8] (0:12.06)	5.1L	0:33.52	+4
6	3 MARANZANO Graham Kliese	13	71.0 800m	0:10.35 800m	0:57.76 [6] (0:14.19)	0:43.57 [10] (0:10.35)	0:33.22 [10] (0:10.44)	0:22.78 [10] (0:10.77)	0:12.01 [10] (0:12.01)	6.57L	0:33.22	+2
7	8 VEE EIGHT POWER Chelsea Jokic	3	72.1 800m	0:10.19 800m	0:57.83 [7] (0:13.61)	0:44.22 [5] (0:10.19)	0:34.03 [7] (0:10.79)	0:23.24 [9] (0:10.93)	0:12.31 [9] (0:12.31)	6.99L	0:34.03	+1
8	6 FIND MY CALM Lacey Morrison	10	70.9 800m	0:10.36 800m	0:58.15 [8] (0:14.22)	0:43.93 [11] (0:10.36)	0:33.57 [11] (0:10.56)	0:23.01 [11] (0:10.87)	0:12.14 [11] (0:12.14)	8.87L	0:33.57	+1
9	11 OLD FASHIONED ROSE Isabella Teh	5	72.9 800m	0:09.95 800m	0:58.20 [9] (0:13.36)	0:44.84 [2] (0:09.95)	0:34.89 [3] (0:10.63)	0:24.26 [4] (0:11.39)	0:12.87 [6] (0:12.87)	9.17L	0:34.89	+1
10	1 CHASETON Ashley Butler	8	73.3 800m	0:10.08 800m	0:58.28 [10] (0:13.51)	0:44.77 [4] (0:10.08)	0:34.69 [6] (0:10.55)	0:24.14 [6] (0:11.19)	0:12.95 [5] (0:12.95)	9.65L	0:34.69	+6

Scratched: Hezabusybee (#13), Smart Thinker (#12)

Disqualified: Delancy (#2)

Report Created: Sat 25 May 2024 17:21 GMT+10 (Note: Timing is based on position data)

Page 1/12

[ ] Ranking at each section and finish  
 -:-:- No data available at this section  
 NA No data available

SCN Saddle cloth number  
 DNF Did not finish  
 DNT Did not track

data processed by TRIPLESDATA



Horse/Jockey Name	Lady Damus
Final Rank	1
Fastest Section Time (Section)	0:09.86 (800m)
Top Speed [km/h] (Section)	72.4 (Overall)
Race State	Finished



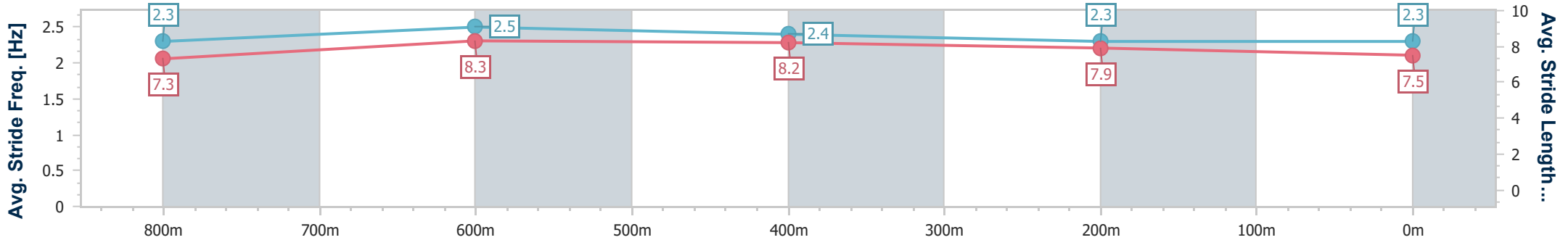
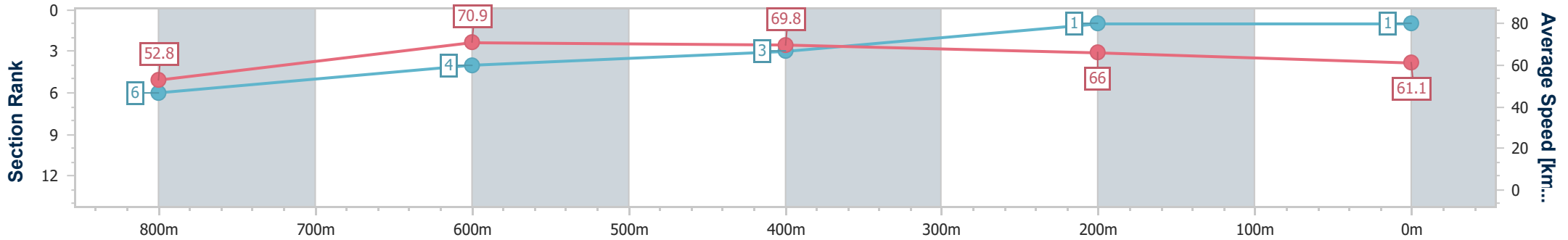
Townsville QLD Professional  
Race 6: GREAT NORTHERN BREWING CO. Class 1 Handicap - 1000m



25 May 2024 - 15:23

Track Rating: Good 4, Weather: Fine, Rail Position: +6.5m 1000m-W/P; +3m Rem

Section	Overall	800m	600m	400m	200m
Section Times	0:56.64 [1] (0:13.64)	0:43.00 [6] (0:09.86)	0:33.14 [4] (0:10.36)	0:22.78 [3] (0:10.99)	0:11.79 [1] (0:11.79)
Average Speed [km/h]	52.8	70.9	69.8	66.0	61.1
Top Speed [km/h]	72.4	72.4	72.2	67.6	65.3
Avg. Dist. to Rail [m]	6.0	1.3	1.2	5.0	5.0
Avg. Stride Freq. [Hz]	2.3	2.5	2.4	2.3	2.3
Avg. Stride Length [m]	7.3	8.3	8.2	7.9	7.5



- [ ] Ranking at each section and finish
- .-.- No data available at this section
- NA No data available



Horse/Jockey Name	Extra Free
Final Rank	2
Fastest Section Time (Section)	0:09.90 (800m)
Top Speed [km/h] (Section)	72.5 (Overall)
Race State	Finished



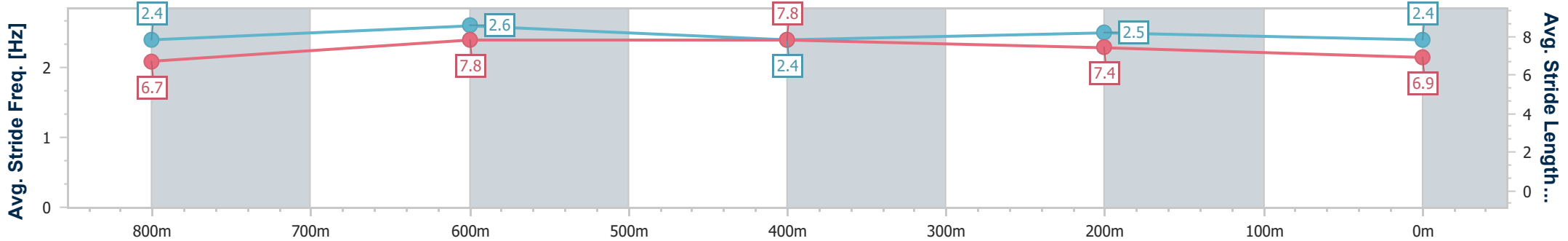
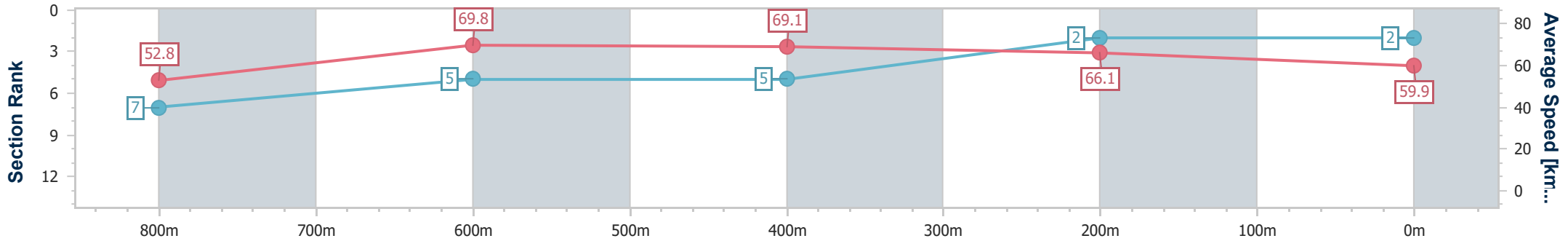
Townsville QLD Professional  
Race 6: GREAT NORTHERN BREWING CO. Class 1 Handicap - 1000m



25 May 2024 - 15:23

Track Rating: Good 4, Weather: Fine, Rail Position: +6.5m 1000m-W/P; +3m Rem

Section	Overall	800m	600m	400m	200m
Section Times	0:56.88 [2] (0:13.65)	0:43.23 [7] (0:09.90)	0:33.33 [5] (0:10.42)	0:22.91 [5] (0:10.90)	0:12.01 [2] (0:12.01)
Average Speed [km/h]	52.8	69.8	69.1	66.1	59.9
Top Speed [km/h]	72.5	71.6	71.3	67.5	63.8
Avg. Dist. to Rail [m]	7.9	2.0	0.4	0.8	1.0
Avg. Stride Freq. [Hz]	2.4	2.6	2.4	2.5	2.4
Avg. Stride Length [m]	6.7	7.8	7.8	7.4	6.9



- [ ] Ranking at each section and finish
- .-.- No data available at this section
- NA No data available



Horse/Jockey Name	Catalina Dreaming
Final Rank	3
Fastest Section Time (Section)	0:09.97 (800m)
Top Speed [km/h] (Section)	72.0 (800m)
Race State	Finished



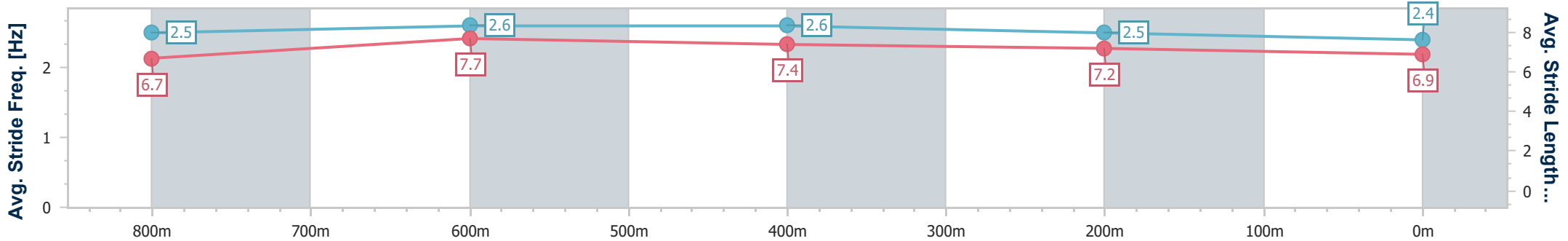
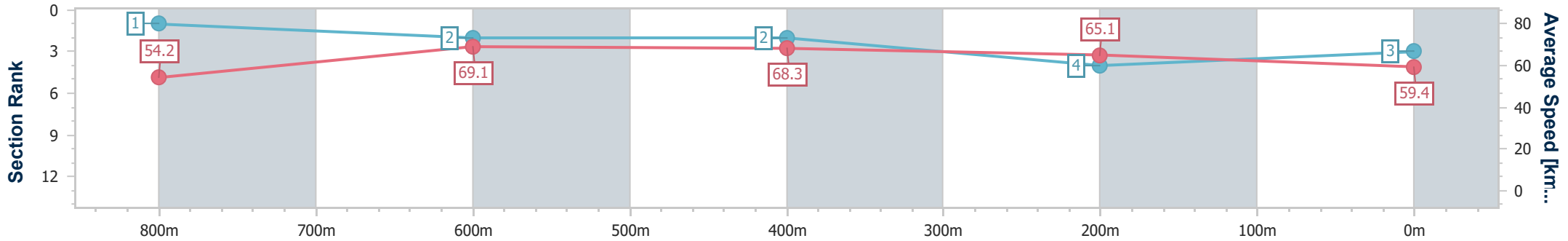
Townsville QLD Professional  
Race 6: GREAT NORTHERN BREWING CO. Class 1 Handicap - 1000m



25 May 2024 - 15:23

Track Rating: Good 4, Weather: Fine, Rail Position: +6.5m 1000m-W/P; +3m Rem

Section	Overall	800m	600m	400m	200m
Section Times	0:57.08 [3] (0:13.29)	0:43.79 [1] (0:09.97)	0:33.82 [2] (0:10.59)	0:23.23 [2] (0:11.10)	0:12.13 [4] (0:12.13)
Average Speed [km/h]	54.2	69.1	68.3	65.1	59.4
Top Speed [km/h]	69.1	72.0	70.9	66.9	63.1
Avg. Dist. to Rail [m]	2.6	0.8	1.1	2.3	3.0
Avg. Stride Freq. [Hz]	2.5	2.6	2.6	2.5	2.4
Avg. Stride Length [m]	6.7	7.7	7.4	7.2	6.9



- [ ] Ranking at each section and finish
- .-.- No data available at this section
- NA No data available



Horse/Jockey Name	Wicklow Lass
Final Rank	4
Fastest Section Time (Section)	0:09.76 (800m)
Top Speed [km/h] (Section)	72.5 (600m)
Race State	Finished



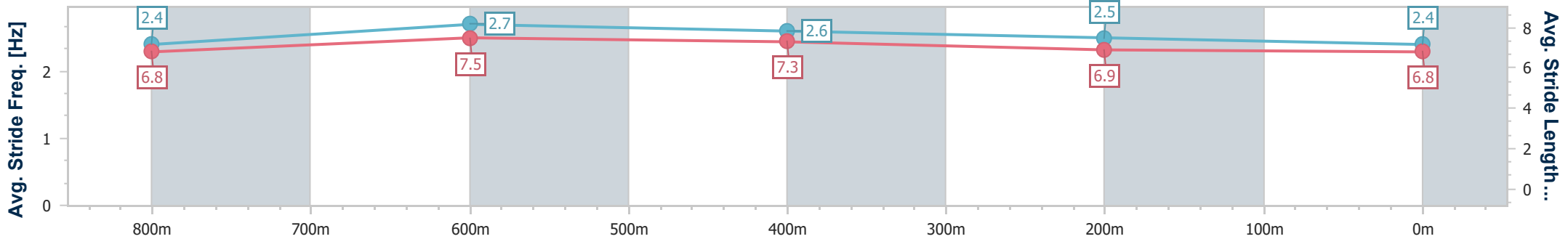
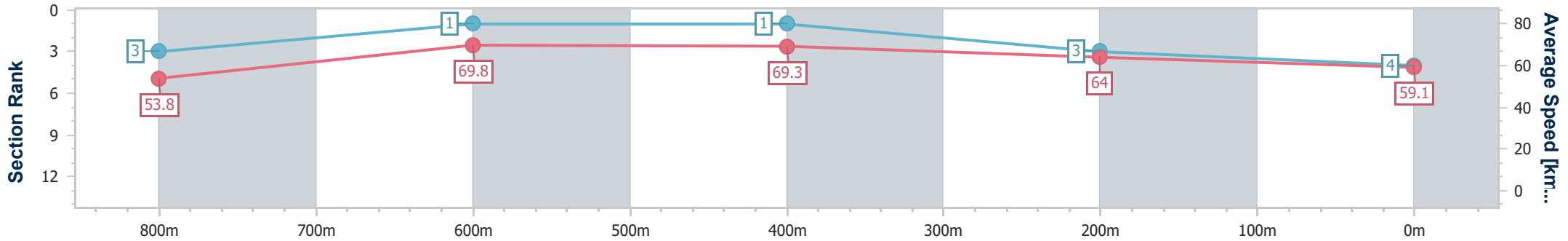
Townsville QLD Professional  
Race 6: GREAT NORTHERN BREWING CO. Class 1 Handicap - 1000m



25 May 2024 - 15:23

Track Rating: Good 4, Weather: Fine, Rail Position: +6.5m 1000m-W/P; +3m Rem

Section	Overall	800m	600m	400m	200m
Section Times	0:57.13 [4] (0:13.39)	0:43.74 [3] (0:09.76)	0:33.98 [1] (0:10.43)	0:23.55 [1] (0:11.36)	0:12.19 [3] (0:12.19)
Average Speed [km/h]	53.8	69.8	69.3	64.0	59.1
Top Speed [km/h]	72.4	72.0	72.5	66.5	61.6
Avg. Dist. to Rail [m]	5.5	2.2	1.3	4.3	5.0
Avg. Stride Freq. [Hz]	2.4	2.7	2.6	2.5	2.4
Avg. Stride Length [m]	6.8	7.5	7.3	6.9	6.8



- [ ] Ranking at each section and finish
- .-.- No data available at this section
- NA No data available



Horse/Jockey Name	Imperium
Final Rank	5
Fastest Section Time (Section)	0:10.15 (800m)
Top Speed [km/h] (Section)	72.3 (600m)
Race State	Finished



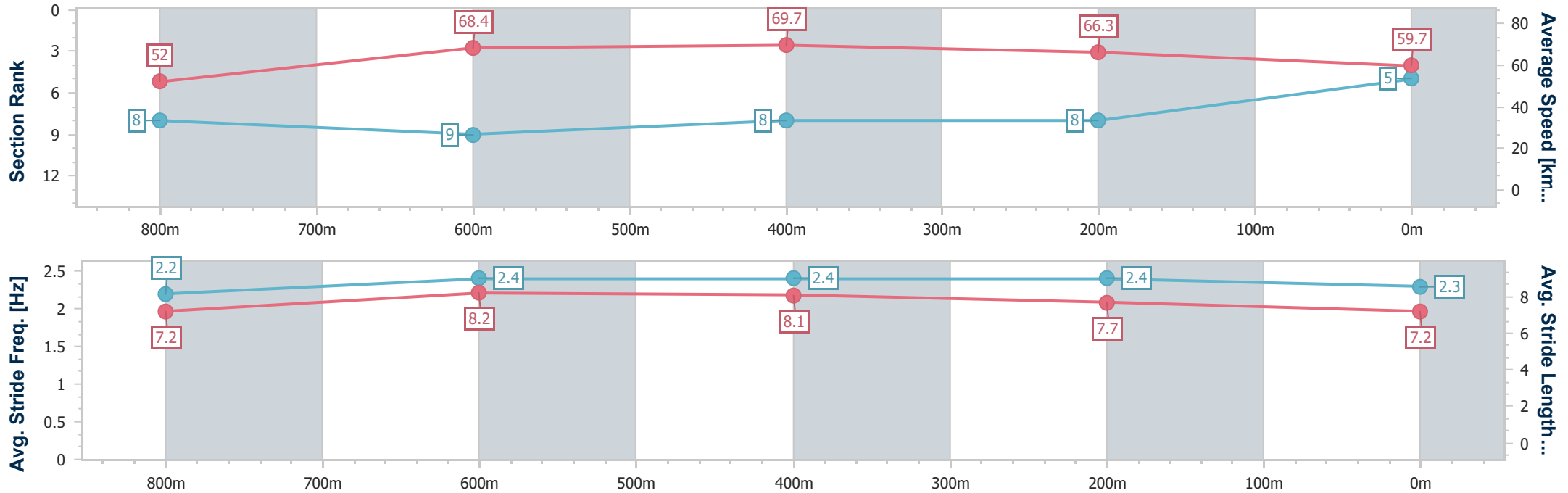
Townsville QLD Professional  
Race 6: GREAT NORTHERN BREWING CO. Class 1 Handicap - 1000m



25 May 2024 - 15:23

Track Rating: Good 4, Weather: Fine, Rail Position: +6.5m 1000m-W/P; +3m Rem

Section	Overall	800m	600m	400m	200m
Section Times	0:57.51 [5] (0:13.84)	0:43.67 [8] (0:10.15)	0:33.52 [9] (0:10.48)	0:23.04 [8] (0:10.98)	0:12.06 [8] (0:12.06)
Average Speed [km/h]	52.0	68.4	69.7	66.3	59.7
Top Speed [km/h]	71.7	70.9	72.3	68.5	64.6
Avg. Dist. to Rail [m]	5.7	3.5	3.4	6.7	7.3
Avg. Stride Freq. [Hz]	2.2	2.4	2.4	2.4	2.3
Avg. Stride Length [m]	7.2	8.2	8.1	7.7	7.2



- [ ] Ranking at each section and finish
- .-.- No data available at this section
- NA No data available



Horse/Jockey Name	Maranzano
Final Rank	6
Fastest Section Time (Section)	0:10.35 (800m)
Top Speed [km/h] (Section)	71.0 (800m)
Race State	Finished



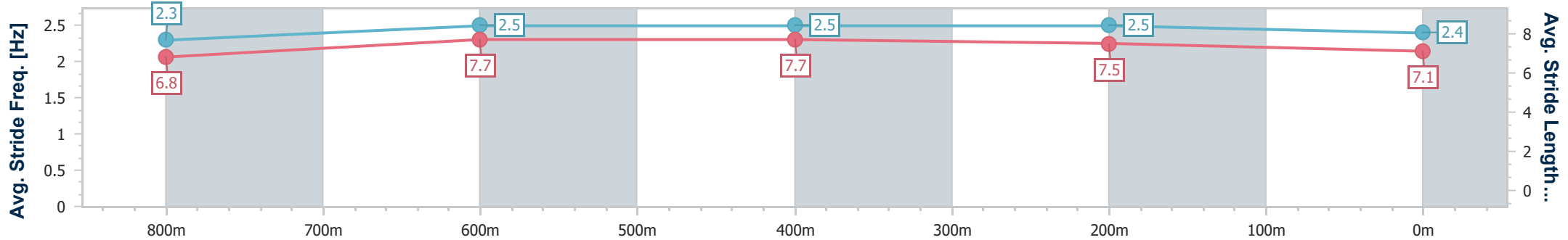
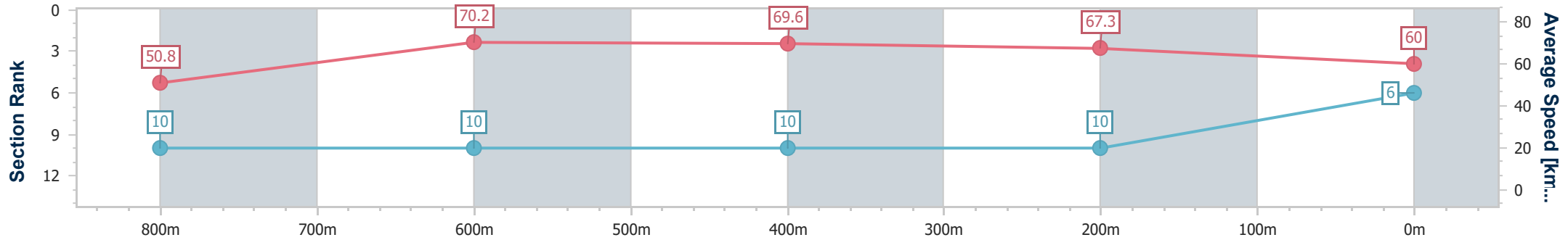
Townsville QLD Professional  
Race 6: GREAT NORTHERN BREWING CO. Class 1 Handicap - 1000m



25 May 2024 - 15:23

Track Rating: Good 4, Weather: Fine, Rail Position: +6.5m 1000m-W/P; +3m Rem

Section	Overall	800m	600m	400m	200m
Section Times	0:57.76 [6] (0:14.19)	0:43.57 [10] (0:10.35)	0:33.22 [10] (0:10.44)	0:22.78 [10] (0:10.77)	0:12.01 [10] (0:12.01)
Average Speed [km/h]	50.8	70.2	69.6	67.3	60.0
Top Speed [km/h]	70.1	71.0	70.6	68.3	66.0
Avg. Dist. to Rail [m]	9.8	2.5	1.9	5.0	5.4
Avg. Stride Freq. [Hz]	2.3	2.5	2.5	2.5	2.4
Avg. Stride Length [m]	6.8	7.7	7.7	7.5	7.1



- [ ] Ranking at each section and finish
- .-.- No data available at this section
- NA No data available





Horse/Jockey Name	Vee Eight Power
Final Rank	7
Fastest Section Time (Section)	0:10.19 (800m)
Top Speed [km/h] (Section)	72.1 (800m)
Race State	Finished



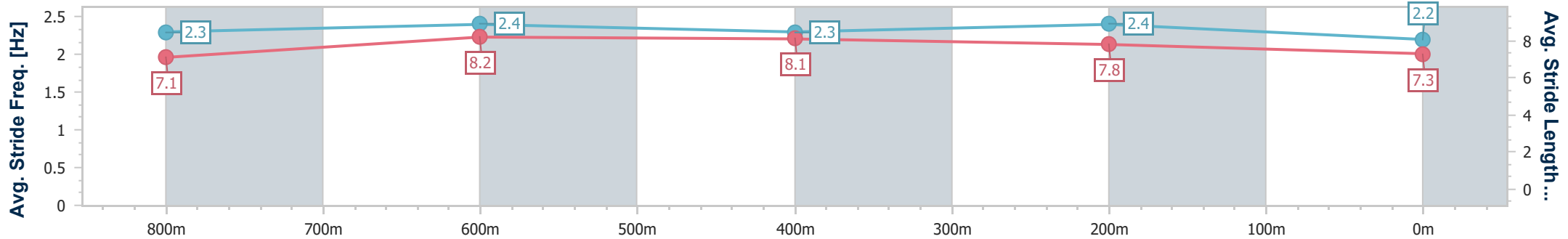
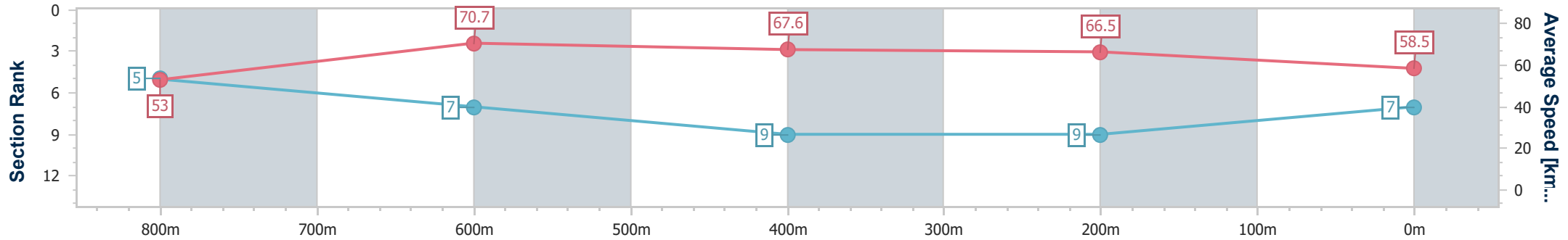
Townsville QLD Professional  
Race 6: GREAT NORTHERN BREWING CO. Class 1 Handicap - 1000m



25 May 2024 - 15:23

Track Rating: Good 4, Weather: Fine, Rail Position: +6.5m 1000m-W/P; +3m Rem

Section	Overall	800m	600m	400m	200m
Section Times	0:57.83 [7] (0:13.61)	0:44.22 [5] (0:10.19)	0:34.03 [7] (0:10.79)	0:23.24 [9] (0:10.93)	0:12.31 [9] (0:12.31)
Average Speed [km/h]	53.0	70.7	67.6	66.5	58.5
Top Speed [km/h]	70.7	72.1	69.4	67.5	64.7
Avg. Dist. to Rail [m]	3.5	0.7	3.1	5.7	5.9
Avg. Stride Freq. [Hz]	2.3	2.4	2.3	2.4	2.2
Avg. Stride Length [m]	7.1	8.2	8.1	7.8	7.3



- [ ] Ranking at each section and finish
- .-.- No data available at this section
- NA No data available



Horse/Jockey Name	Find My Calm
Final Rank	8
Fastest Section Time (Section)	0:10.36 (800m)
Top Speed [km/h] (Section)	70.9 (800m)
Race State	Finished



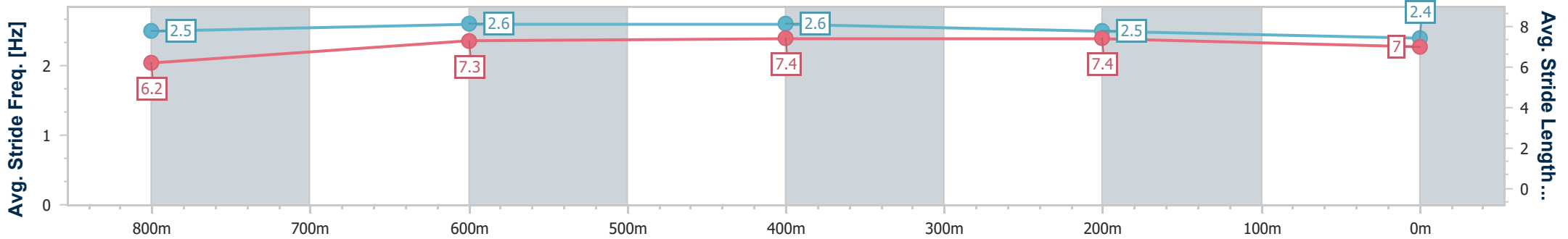
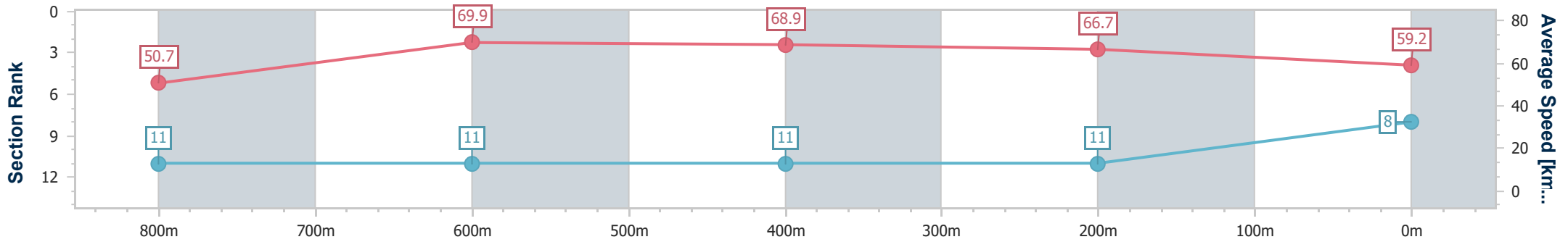
Townsville QLD Professional  
Race 6: GREAT NORTHERN BREWING CO. Class 1 Handicap - 1000m



25 May 2024 - 15:23

Track Rating: Good 4, Weather: Fine, Rail Position: +6.5m 1000m-W/P; +3m Rem

Section	Overall	800m	600m	400m	200m
Section Times	0:58.15 [8] (0:14.22)	0:43.93 [11] (0:10.36)	0:33.57 [11] (0:10.56)	0:23.01 [11] (0:10.87)	0:12.14 [11] (0:12.14)
Average Speed [km/h]	50.7	69.9	68.9	66.7	59.2
Top Speed [km/h]	70.1	70.9	70.8	68.4	64.5
Avg. Dist. to Rail [m]	5.6	1.2	2.4	3.8	4.3
Avg. Stride Freq. [Hz]	2.5	2.6	2.6	2.5	2.4
Avg. Stride Length [m]	6.2	7.3	7.4	7.4	7.0



- [ ] Ranking at each section and finish
- .-.- No data available at this section
- NA No data available



Horse/Jockey Name	Old Fashioned Rose
Final Rank	9
Fastest Section Time (Section)	0:09.95 (800m)
Top Speed [km/h] (Section)	72.9 (800m)
Race State	Finished



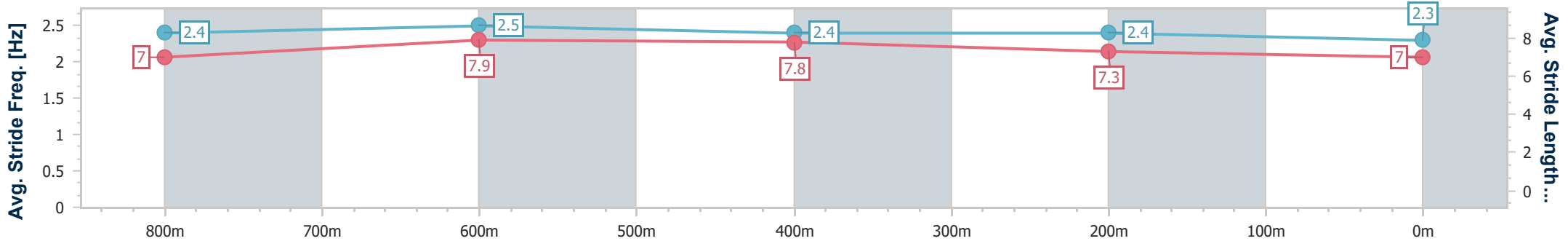
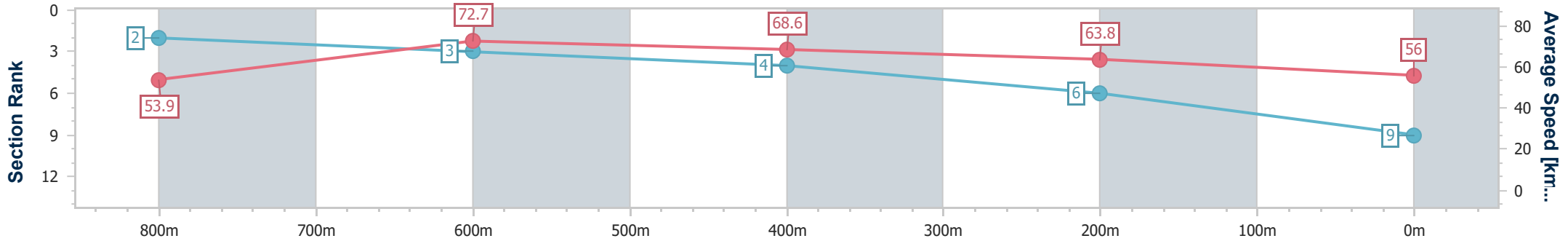
Townsville QLD Professional  
Race 6: GREAT NORTHERN BREWING CO. Class 1 Handicap - 1000m



25 May 2024 - 15:23

Track Rating: Good 4, Weather: Fine, Rail Position: +6.5m 1000m-W/P; +3m Rem

Section	Overall	800m	600m	400m	200m
Section Times	0:58.20 [9] (0:13.36)	0:44.84 [2] (0:09.95)	0:34.89 [3] (0:10.63)	0:24.26 [4] (0:11.39)	0:12.87 [6] (0:12.87)
Average Speed [km/h]	53.9	72.7	68.6	63.8	56.0
Top Speed [km/h]	71.1	72.9	70.9	66.0	61.4
Avg. Dist. to Rail [m]	4.2	0.6	2.6	6.9	6.1
Avg. Stride Freq. [Hz]	2.4	2.5	2.4	2.4	2.3
Avg. Stride Length [m]	7.0	7.9	7.8	7.3	7.0



- [ ] Ranking at each section and finish
- .-.- No data available at this section
- NA No data available



Horse/Jockey Name	Chaseton
Final Rank	10
Fastest Section Time (Section)	0:10.08 (800m)
Top Speed [km/h] (Section)	73.3 (800m)
Race State	Finished



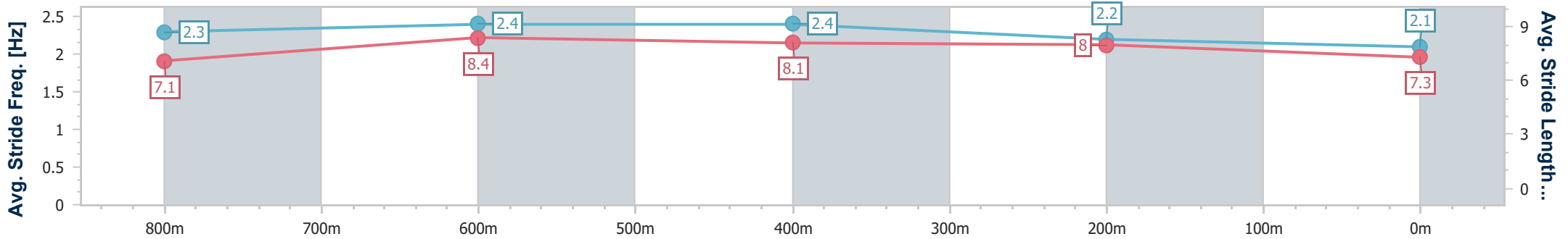
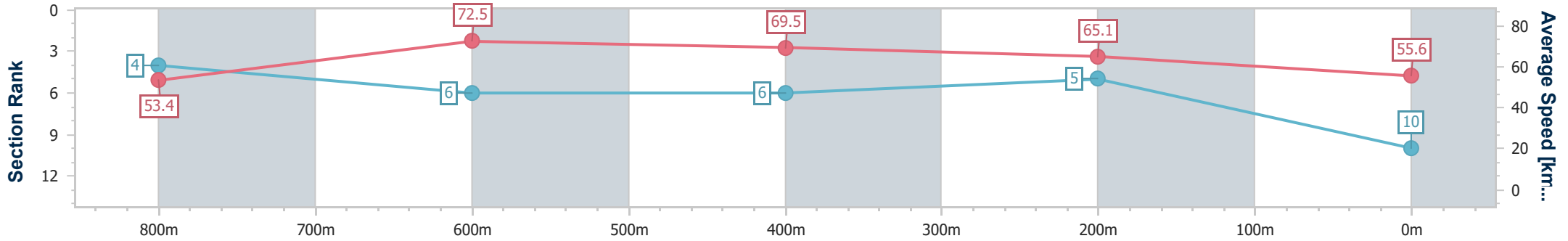
Townsville QLD Professional  
Race 6: GREAT NORTHERN BREWING CO. Class 1 Handicap - 1000m



25 May 2024 - 15:23

Track Rating: Good 4, Weather: Fine, Rail Position: +6.5m 1000m-W/P; +3m Rem

Section	Overall	800m	600m	400m	200m
Section Times	0:58.28 [10] (0:13.51)	0:44.77 [4] (0:10.08)	0:34.69 [6] (0:10.55)	0:24.14 [6] (0:11.19)	0:12.95 [5] (0:12.95)
Average Speed [km/h]	53.4	72.5	69.5	65.1	55.6
Top Speed [km/h]	72.4	73.3	72.2	68.1	62.5
Avg. Dist. to Rail [m]	9.3	4.3	3.7	7.3	7.5
Avg. Stride Freq. [Hz]	2.3	2.4	2.4	2.2	2.1
Avg. Stride Length [m]	7.1	8.4	8.1	8.0	7.3



- [ ] Ranking at each section and finish
- .-.- No data available at this section
- NA No data available



Horse/Jockey Name	Delancy
Final Rank	2
Fastest Section Time (Section)	0:09.98 (800m)
Top Speed [km/h] (Section)	73.6 (Overall)
Race State	Disqualified



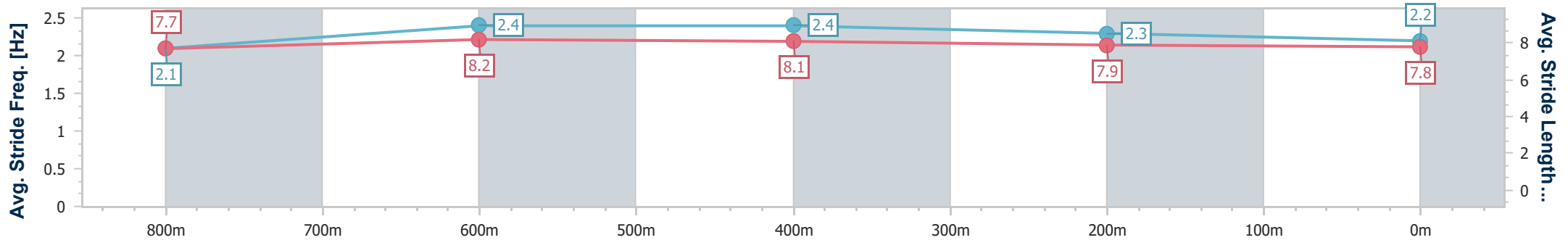
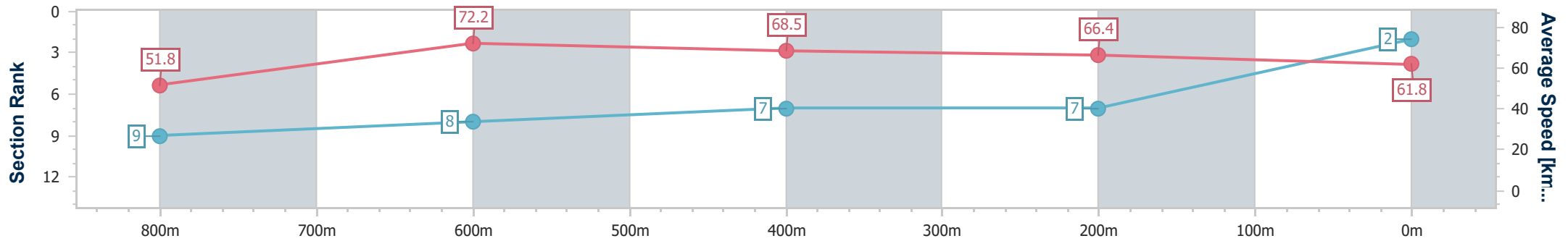
Townsville QLD Professional  
Race 6: GREAT NORTHERN BREWING CO. Class 1 Handicap - 1000m



25 May 2024 - 15:23

Track Rating: Good 4, Weather: Fine, Rail Position: +6.5m 1000m-W/P; +3m Rem

Section	Overall	800m	600m	400m	200m
Section Times	0:00.00 [2] (0:13.89)	0:00.00 [9] (0:09.98)	0:00.00 [8] (0:10.54)	0:00.00 [7] (0:10.93)	0:00.00 [7] (0:11.66)
Average Speed [km/h]	51.8	72.2	68.5	66.4	61.8
Top Speed [km/h]	73.6	73.6	71.8	67.3	65.6
Avg. Dist. to Rail [m]	6.3	0.5	1.4	5.9	5.1
Avg. Stride Freq. [Hz]	2.1	2.4	2.4	2.3	2.2
Avg. Stride Length [m]	7.7	8.2	8.1	7.9	7.8



- [ ] Ranking at each section and finish
- .-.- No data available at this section
- NA No data available



# Townsville QLD Professional

## Race 7: HYGAIN RATINGS BAND 0 - 65 Handicap - 1200m

25 May 2024 - 16:05



Track Rating: Good 4, Weather: Fine, Rail Position: +6.5m 1000m-W/P; +3m Rem

Section		Overall										Last 600m	
Field Times		1:09.99										0:35.29	
		(0:13.63)											
		1000m											
		(0:10.38)											
		800m											
		0:45.98											
		(0:10.69)											
		600m											
		0:35.29											
		(0:11.10)											
		400m											
		0:24.19											
		(0:11.64)											
		200m											
		0:12.55											
		(0:12.55)											
Rank	TAB	Horse/Jockey	Barrier	Top Speed [km/h]	Fastest Section	Overall	1000m	800m	600m	400m	200m	Margin	Distance Travelled [m]
1	2	HALLSIDE HAMMER	16	70.0	0:10.28	1:09.99 [1]	0:55.86 [5]	0:45.58 [3]	0:34.98 [3]	0:23.91 [3]	0:12.49 [2]	1:09.99	0:34.98
		Carl Spry		1000m	1000m	(0:14.13)	(0:10.28)	(0:10.60)	(0:11.07)	(0:11.42)	(0:12.49)		
2	3	NEVER CRY	11	68.9	0:10.68	1:09.99 [2]	0:55.70 [7]	0:45.02 [10]	0:34.30 [9]	0:23.27 [8]	0:11.98 [6]	0L	0:34.30 +6
		Chris Whiteley		1000m	1000m	(0:14.29)	(0:10.68)	(0:10.72)	(0:11.03)	(0:11.29)	(0:11.98)		
3	8	CROWNING MOMENT	9	69.8	0:10.36	1:09.99 [3]	0:56.23 [2]	0:45.87 [2]	0:35.27 [2]	0:24.19 [1]	0:12.55 [1]	0.04L	0:35.27 -2
		Jackson Murphy		1000m	1000m	(0:13.76)	(0:10.36)	(0:10.60)	(0:11.08)	(0:11.64)	(0:12.55)		
4	10	HARVESTA	15	70.4	0:10.38	1:10.08 [4]	0:56.45 [1]	0:46.07 [1]	0:35.38 [1]	0:24.19 [2]	0:12.56 [3]	0.57L	0:35.38 +7
		Isabella Teh		1000m	1000m	(0:13.63)	(0:10.38)	(0:10.69)	(0:11.19)	(0:11.63)	(0:12.56)		
5	6	FORGIATO	13	69.8	0:10.42	1:10.30 [5]	0:55.40 [12]	0:44.98 [12]	0:34.43 [11]	0:23.35 [10]	0:12.12 [9]	1.85L	0:34.43 -5
		Masayuki Abe		1000m	1000m	(0:14.90)	(0:10.42)	(0:10.55)	(0:11.08)	(0:11.23)	(0:12.12)		
6	12	DON'T TELL LEEANNE	5	70.5	0:10.56	1:10.30 [6]	0:56.00 [8]	0:45.44 [8]	0:34.74 [8]	0:23.62 [7]	0:12.26 [7]	1.87L	0:34.74 -3
		Graham Kliese		800m	1000m	(0:14.30)	(0:10.56)	(0:10.70)	(0:11.12)	(0:11.36)	(0:12.26)		
7	9	ELLEVES	14	69.5	0:10.61	1:10.35 [7]	0:55.78 [10]	0:45.17 [11]	0:34.46 [12]	0:23.39 [11]	0:12.13 [10]	2.12L	0:34.46 +9
		Chelsea Jokic		800m	1000m	(0:14.57)	(0:10.61)	(0:10.71)	(0:11.07)	(0:11.26)	(0:12.13)		
8	5	ALMAHERO	10	70.9	0:10.35	1:10.38 [8]	0:56.18 [6]	0:45.83 [5]	0:35.25 [4]	0:24.13 [4]	0:12.48 [4]	2.3L	0:35.25 +6
		Nathan Thomas		800m	1000m	(0:14.20)	(0:10.35)	(0:10.58)	(0:11.12)	(0:11.65)	(0:12.48)		
9	7	BATTLE ROYALE	7	70.1	0:10.51	1:10.52 [9]	0:56.21 [9]	0:45.70 [7]	0:35.00 [7]	0:23.93 [6]	0:12.44 [8]	3.14L	0:35.00 +6
		Jason Taylor		1000m	1000m	(0:14.31)	(0:10.51)	(0:10.70)	(0:11.07)	(0:11.49)	(0:12.44)		
10	11	THE SHERPA	6	70.8	0:10.41	1:10.63 [10]	0:56.55 [4]	0:46.14 [4]	0:35.41 [5]	0:24.25 [5]	0:12.69 [5]	3.8L	0:35.41 +3
		Frank Edwards		1000m	1000m	(0:14.08)	(0:10.41)	(0:10.73)	(0:11.16)	(0:11.56)	(0:12.69)		

Scratched: Prince Akeem (#15), Dawn Strike (#17), Hit Snooze (#14), Winning Saga (#16), Side Hustle (#13)

[ ] Ranking at each section and finish  
 -:-:- No data available at this section  
 NA No data available

SCN Saddle cloth number  
 DNF Did not finish  
 DNT Did not track



# Townsville QLD Professional

## Race 7: HYGAIN RATINGS BAND 0 - 65 Handicap - 1200m

25 May 2024 - 16:05



Track Rating: Good 4, Weather: Fine, Rail Position: +6.5m 1000m-W/P; +3m Rem

Section	Overall	1000m	800m	600m	400m	200m	Last 600m
Field Times	1:09.99 (0:13.63)	0:56.36 (0:10.38)	0:45.98 (0:10.69)	0:35.29 (0:11.10)	0:24.19 (0:11.64)	0:12.55 (0:12.55)	0:35.29

Rank	TAB	Horse/Jockey	Barrier	Top Speed [km/h]	Fastest Section	Overall	1000m	800m	600m	400m	200m	Margin	Distance Travelled [m]	
11	4	SPIRIT MEISTER	2	69.1	0:10.56	1:11.71 [11]	0:57.65 [3]	0:47.09 [6]	0:36.35 [6]	0:24.98 [9]	0:13.28 [11]	10.17L	0:36.35	-2
		Nathan Day		1000m	1000m	(0:14.06)	(0:10.56)	(0:10.74)	(0:11.37)	(0:11.70)	(0:13.28)			
12	1	GOLDEN GORGE	3	69.3	0:10.36	1:12.07 [12]	0:57.48 [11]	0:47.12 [9]	0:36.28 [10]	0:24.92 [12]	0:12.97 [12]	12.25L	0:36.28	-8
		Ashley Butler		1000m	1000m	(0:14.59)	(0:10.36)	(0:10.84)	(0:11.36)	(0:11.95)	(0:12.97)			

Scratched: Prince Akeem (#15), Dawn Strike (#17), Hit Snooze (#14), Winning Saga (#16), Side Hustle (#13)

[ ] Ranking at each section and finish  
 -:-:- No data available at this section  
 NA No data available

SCN Saddle cloth number  
 DNF Did not finish  
 DNT Did not track



Horse/Jockey Name	Hallside Hammer
Final Rank	1
Fastest Section Time (Section)	0:10.28 (1000m)
Top Speed [km/h] (Section)	70.0 (1000m)
Race State	Finished



### Townsville QLD Professional

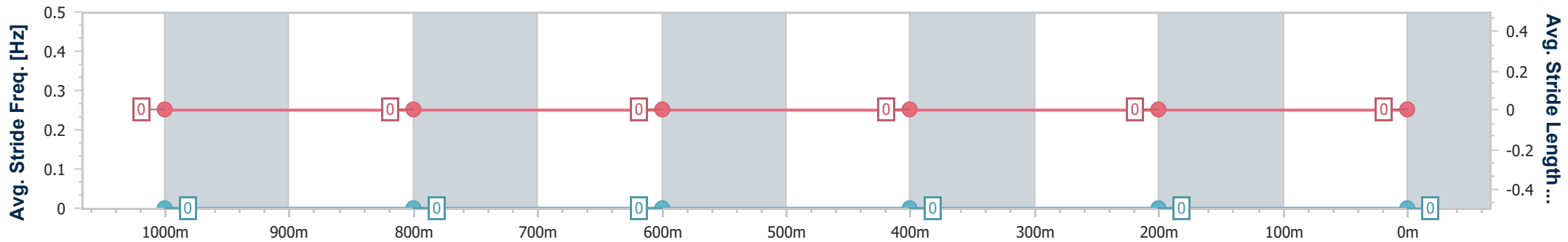
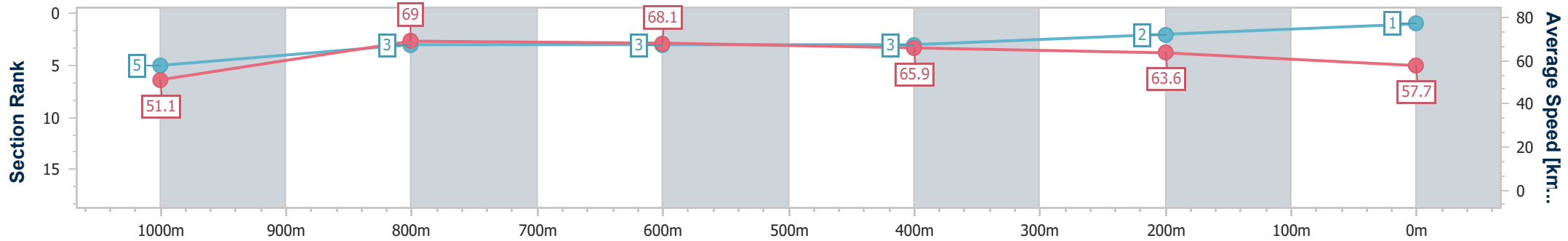
Race 7: HYGAIN RATINGS BAND 0 - 65 Handicap - 1200m

25 May 2024 - 16:05

Track Rating: Good 4, Weather: Fine, Rail Position: +6.5m 1000m-W/P; +3m Rem



Section	Overall	1000m	800m	600m	400m	200m
Section Times	1:09.99 [1] (0:14.13)	0:55.86 [5] (0:10.28)	0:45.58 [3] (0:10.60)	0:34.98 [3] (0:11.07)	0:23.91 [3] (0:11.42)	0:12.49 [2] (0:12.49)
Average Speed [km/h]	51.1	69.0	68.1	65.9	63.6	57.7
Top Speed [km/h]	68.0	70.0	68.9	67.4	65.5	60.8
Avg. Dist. to Rail [m]	12.8	3.0	0.8	2.8	5.6	6.8
Avg. Stride Freq. [Hz]	--	--	--	--	--	--
Avg. Stride Length [m]	--	--	--	--	--	--



- [ ] Ranking at each section and finish
- No data available at this section
- NA No data available





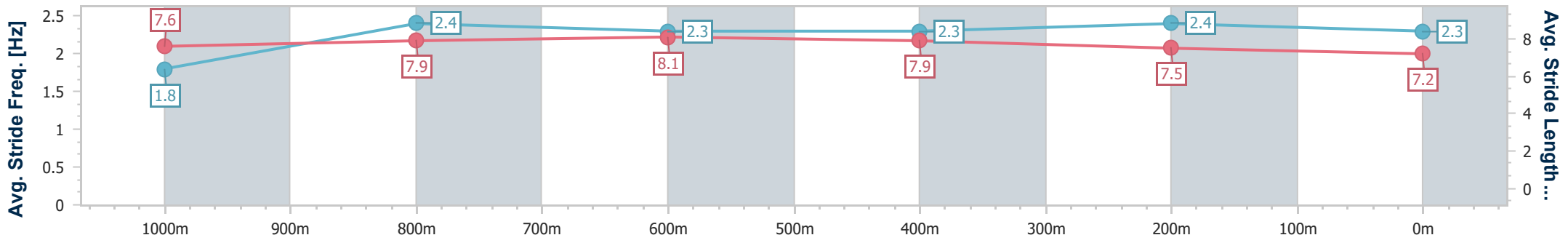
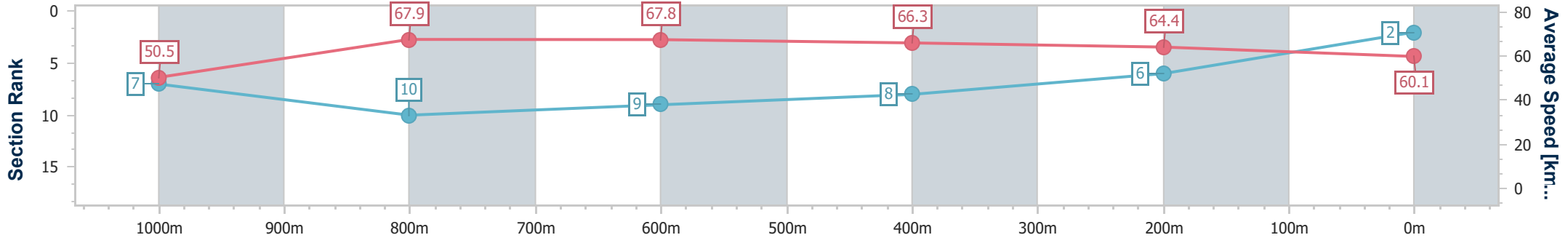
Horse/Jockey Name	Never Cry
Final Rank	2
Fastest Section Time (Section)	0:10.68 (1000m)
Top Speed [km/h] (Section)	68.9 (1000m)
Race State	Finished



Townsville QLD Professional  
 Race 7: HYGAIN RATINGS BAND 0 - 65 Handicap - 1200m  
 25 May 2024 - 16:05  
 Track Rating: Good 4, Weather: Fine, Rail Position: +6.5m 1000m-  
 W/P; +3m Rem



Section	Overall	1000m	800m	600m	400m	200m
Section Times	1:09.99 [2] (0:14.29)	0:55.70 [7] (0:10.68)	0:45.02 [10] (0:10.72)	0:34.30 [9] (0:11.03)	0:23.27 [8] (0:11.29)	0:11.98 [6] (0:11.98)
Average Speed [km/h]	50.5	67.9	67.8	66.3	64.4	60.1
Top Speed [km/h]	66.0	68.9	68.8	67.3	65.8	62.8
Avg. Dist. to Rail [m]	9.7	1.5	1.9	3.3	6.3	8.5
Avg. Stride Freq. [Hz]	1.8	2.4	2.3	2.3	2.4	2.3
Avg. Stride Length [m]	7.6	7.9	8.1	7.9	7.5	7.2



- [ ] Ranking at each section and finish
- .-.- No data available at this section
- NA No data available



Horse/Jockey Name	Crowning Moment
Final Rank	3
Fastest Section Time (Section)	0:10.36 (1000m)
Top Speed [km/h] (Section)	69.8 (1000m)
Race State	Finished



### Townsville QLD Professional

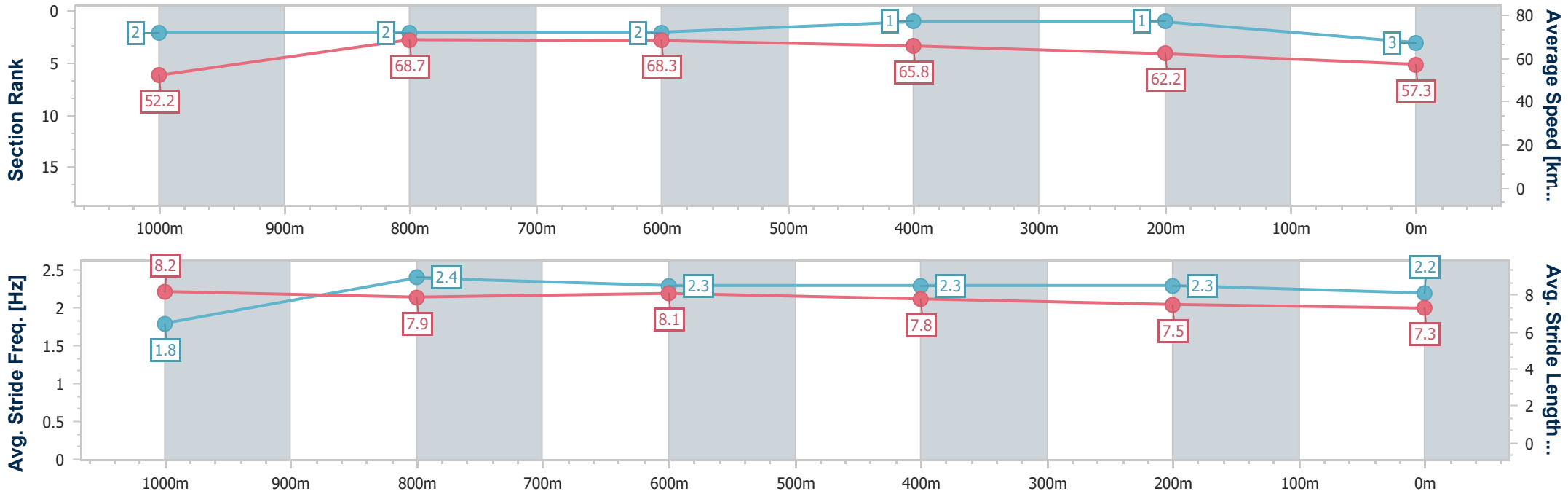
Race 7: HYGAIN RATINGS BAND 0 - 65 Handicap - 1200m

25 May 2024 - 16:05

Track Rating: Good 4, Weather: Fine, Rail Position: +6.5m 1000m-  
W/P; +3m Rem



Section	Overall	1000m	800m	600m	400m	200m
Section Times	1:09.99 [3] (0:13.76)	0:56.23 [2] (0:10.36)	0:45.87 [2] (0:10.60)	0:35.27 [2] (0:11.08)	0:24.19 [1] (0:11.64)	0:12.55 [1] (0:12.55)
Average Speed [km/h]	52.2	68.7	68.3	65.8	62.2	57.3
Top Speed [km/h]	67.9	69.8	69.3	67.7	64.6	60.1
Avg. Dist. to Rail [m]	7.7	2.4	1.0	2.4	3.0	4.8
Avg. Stride Freq. [Hz]	1.8	2.4	2.3	2.3	2.3	2.2
Avg. Stride Length [m]	8.2	7.9	8.1	7.8	7.5	7.3



- [ ] Ranking at each section and finish
- .-.- No data available at this section
- NA No data available



Horse/Jockey Name	Harvesta
Final Rank	4
Fastest Section Time (Section)	0:10.38 (1000m)
Top Speed [km/h] (Section)	70.4 (1000m)
Race State	Finished



### Townsville QLD Professional

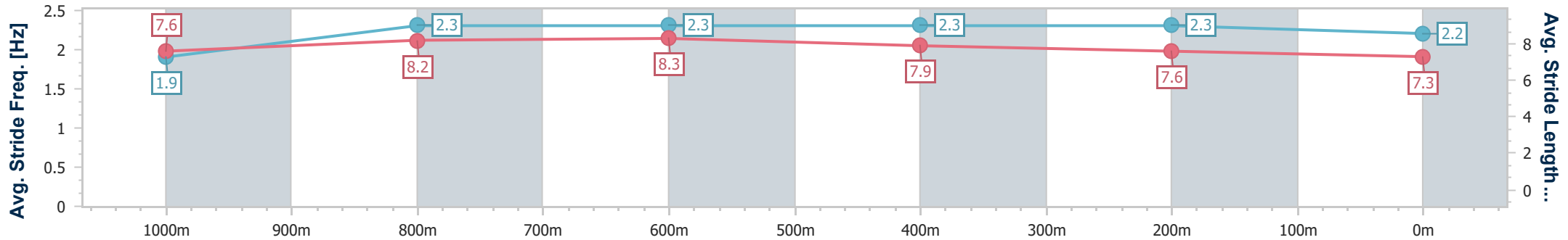
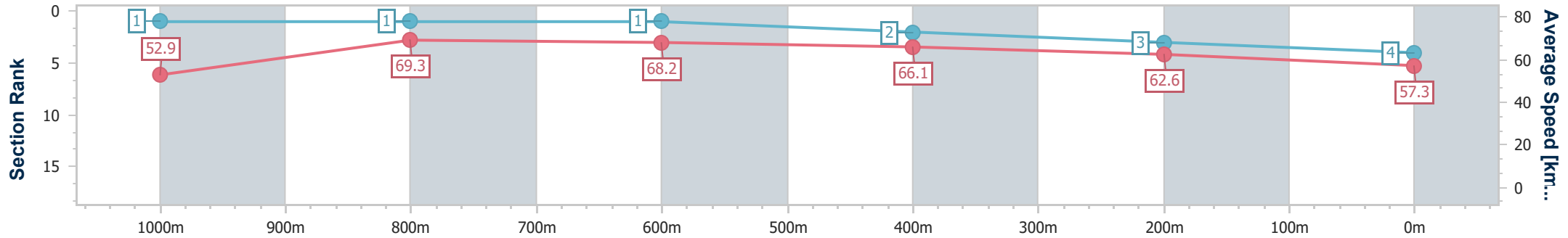
Race 7: HYGAIN RATINGS BAND 0 - 65 Handicap - 1200m

25 May 2024 - 16:05

Track Rating: Good 4, Weather: Fine, Rail Position: +6.5m 1000m-  
W/P; +3m Rem



Section	Overall	1000m	800m	600m	400m	200m
Section Times	1:10.08 [4] (0:13.63)	0:56.45 [1] (0:10.38)	0:46.07 [1] (0:10.69)	0:35.38 [1] (0:11.19)	0:24.19 [2] (0:11.63)	0:12.56 [3] (0:12.56)
Average Speed [km/h]	52.9	69.3	68.2	66.1	62.6	57.3
Top Speed [km/h]	68.9	70.4	69.6	66.9	64.7	60.2
Avg. Dist. to Rail [m]	11.8	1.2	3.0	5.5	5.4	6.2
Avg. Stride Freq. [Hz]	1.9	2.3	2.3	2.3	2.3	2.2
Avg. Stride Length [m]	7.6	8.2	8.3	7.9	7.6	7.3



- [ ] Ranking at each section and finish
- .-.- No data available at this section
- NA No data available



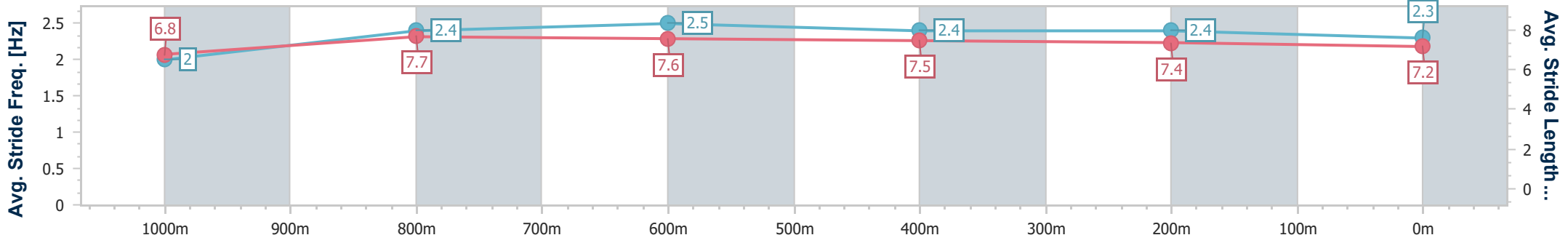
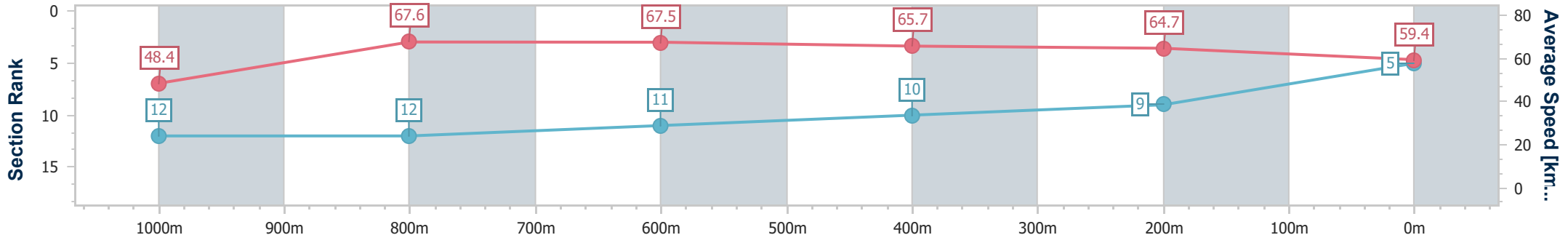
Horse/Jockey Name	Forgiato
Final Rank	5
Fastest Section Time (Section)	0:10.42 (1000m)
Top Speed [km/h] (Section)	69.8 (1000m)
Race State	Finished



**Townsville QLD Professional**  
**Race 7: HYGAIN RATINGS BAND 0 - 65 Handicap - 1200m**  
 25 May 2024 - 16:05  
 Track Rating: Good 4, Weather: Fine, Rail Position: +6.5m 1000m-  
 W/P; +3m Rem



Section	Overall	1000m	800m	600m	400m	200m
Section Times	1:10.30 [5] (0:14.90)	0:55.40 [12] (0:10.42)	0:44.98 [12] (0:10.55)	0:34.43 [11] (0:11.08)	0:23.35 [10] (0:11.23)	0:12.12 [9] (0:12.12)
Average Speed [km/h]	48.4	67.6	67.5	65.7	64.7	59.4
Top Speed [km/h]	65.4	69.8	68.4	66.3	67.0	62.2
Avg. Dist. to Rail [m]	10.5	4.5	2.4	2.3	6.0	6.5
Avg. Stride Freq. [Hz]	2.0	2.4	2.5	2.4	2.4	2.3
Avg. Stride Length [m]	6.8	7.7	7.6	7.5	7.4	7.2



- [ ] Ranking at each section and finish
- .-.- No data available at this section
- NA No data available



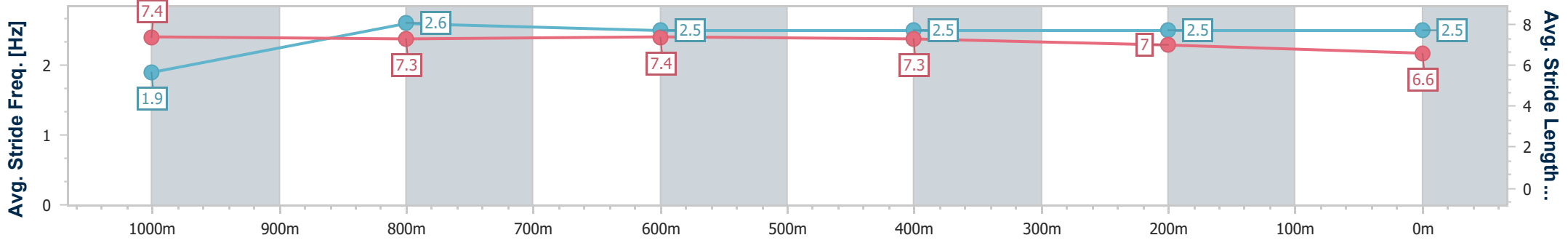
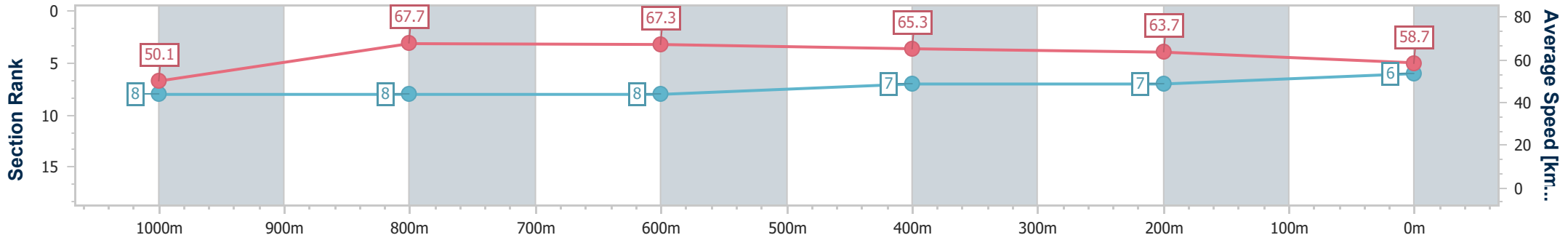
Horse/Jockey Name	Don't Tell Leanne
Final Rank	6
Fastest Section Time (Section)	0:10.56 (1000m)
Top Speed [km/h] (Section)	70.5 (800m)
Race State	Finished



Townsville QLD Professional  
 Race 7: HYGAIN RATINGS BAND 0 - 65 Handicap - 1200m  
 25 May 2024 - 16:05  
 Track Rating: Good 4, Weather: Fine, Rail Position: +6.5m 1000m-  
 W/P; +3m Rem



Section	Overall	1000m	800m	600m	400m	200m
Section Times	1:10.30 [6] (0:14.30)	0:56.00 [8] (0:10.56)	0:45.44 [8] (0:10.70)	0:34.74 [8] (0:11.12)	0:23.62 [7] (0:11.36)	0:12.26 [7] (0:12.26)
Average Speed [km/h]	50.1	67.7	67.3	65.3	63.7	58.7
Top Speed [km/h]	67.0	69.0	70.5	65.9	64.4	62.5
Avg. Dist. to Rail [m]	4.7	2.0	0.6	1.4	2.2	2.4
Avg. Stride Freq. [Hz]	1.9	2.6	2.5	2.5	2.5	2.5
Avg. Stride Length [m]	7.4	7.3	7.4	7.3	7.0	6.6



- [ ] Ranking at each section and finish
- .-.- No data available at this section
- NA No data available



Horse/Jockey Name	Elleves
Final Rank	7
Fastest Section Time (Section)	0:10.61 (1000m)
Top Speed [km/h] (Section)	69.5 (800m)
Race State	Finished



### Townsville QLD Professional

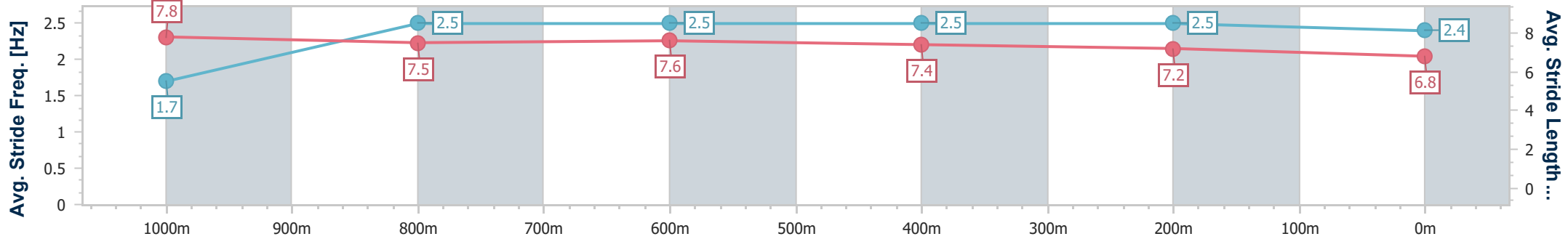
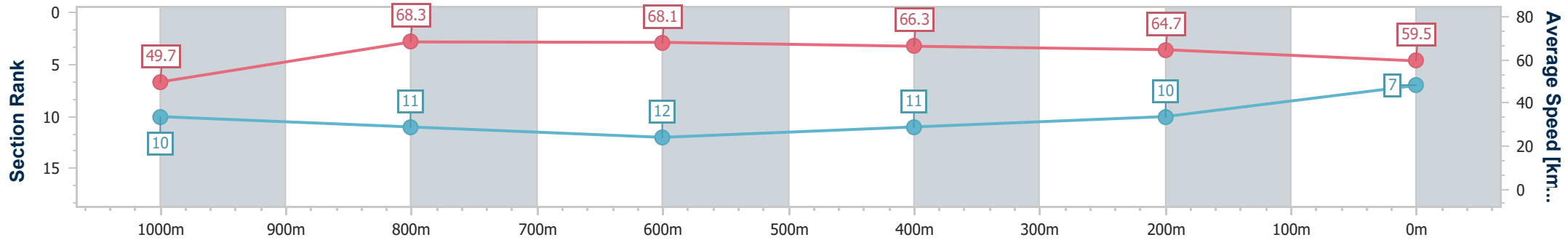
Race 7: HYGAIN RATINGS BAND 0 - 65 Handicap - 1200m

25 May 2024 - 16:05

Track Rating: Good 4, Weather: Fine, Rail Position: +6.5m 1000m-  
W/P; +3m Rem



Section	Overall	1000m	800m	600m	400m	200m
Section Times	1:10.35 [7] (0:14.57)	0:55.78 [10] (0:10.61)	0:45.17 [11] (0:10.71)	0:34.46 [12] (0:11.07)	0:23.39 [11] (0:11.26)	0:12.13 [10] (0:12.13)
Average Speed [km/h]	49.7	68.3	68.1	66.3	64.7	59.5
Top Speed [km/h]	67.5	68.9	69.5	67.7	66.3	62.3
Avg. Dist. to Rail [m]	11.4	1.5	2.7	4.2	7.3	10.1
Avg. Stride Freq. [Hz]	1.7	2.5	2.5	2.5	2.5	2.4
Avg. Stride Length [m]	7.8	7.5	7.6	7.4	7.2	6.8



- [ ] Ranking at each section and finish
- .-.- No data available at this section
- NA No data available



Horse/Jockey Name	Almahero
Final Rank	8
Fastest Section Time (Section)	0:10.35 (1000m)
Top Speed [km/h] (Section)	70.9 (800m)
Race State	Finished



### Townsville QLD Professional

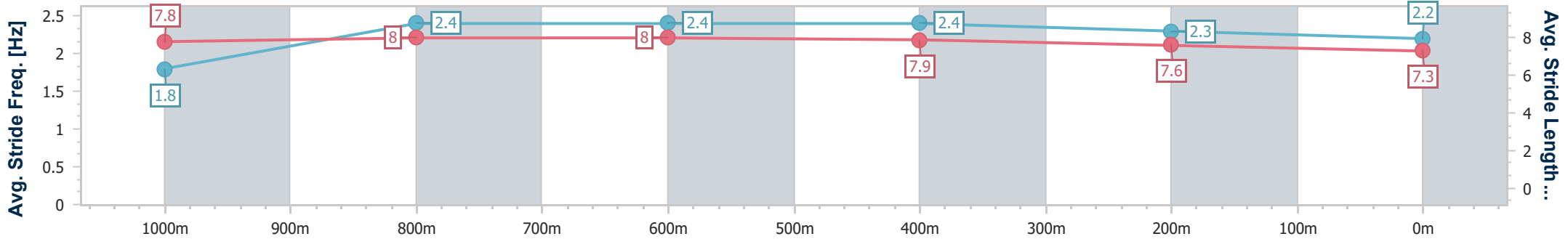
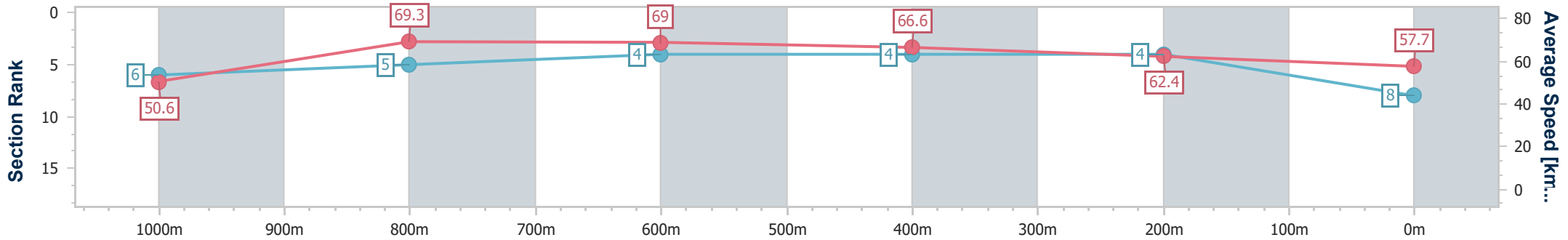
Race 7: HYGAIN RATINGS BAND 0 - 65 Handicap - 1200m

25 May 2024 - 16:05

Track Rating: Good 4, Weather: Fine, Rail Position: +6.5m 1000m-  
W/P; +3m Rem



Section	Overall	1000m	800m	600m	400m	200m
Section Times	1:10.38 [8] (0:14.20)	0:56.18 [6] (0:10.35)	0:45.83 [5] (0:10.58)	0:35.25 [4] (0:11.12)	0:24.13 [4] (0:11.65)	0:12.48 [4] (0:12.48)
Average Speed [km/h]	50.6	69.3	69.0	66.6	62.4	57.7
Top Speed [km/h]	68.1	70.0	70.9	67.8	65.1	60.5
Avg. Dist. to Rail [m]	8.8	1.2	2.9	5.8	6.2	7.5
Avg. Stride Freq. [Hz]	1.8	2.4	2.4	2.4	2.3	2.2
Avg. Stride Length [m]	7.8	8.0	8.0	7.9	7.6	7.3



- [ ] Ranking at each section and finish
- .-.- No data available at this section
- NA No data available



Horse/Jockey Name	Battle Royale
Final Rank	9
Fastest Section Time (Section)	0:10.51 (1000m)
Top Speed [km/h] (Section)	70.1 (1000m)
Race State	Finished



Townsville QLD Professional

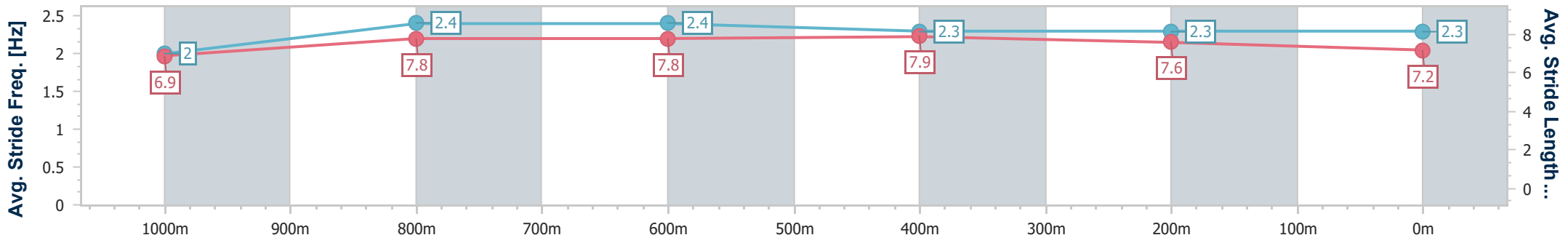
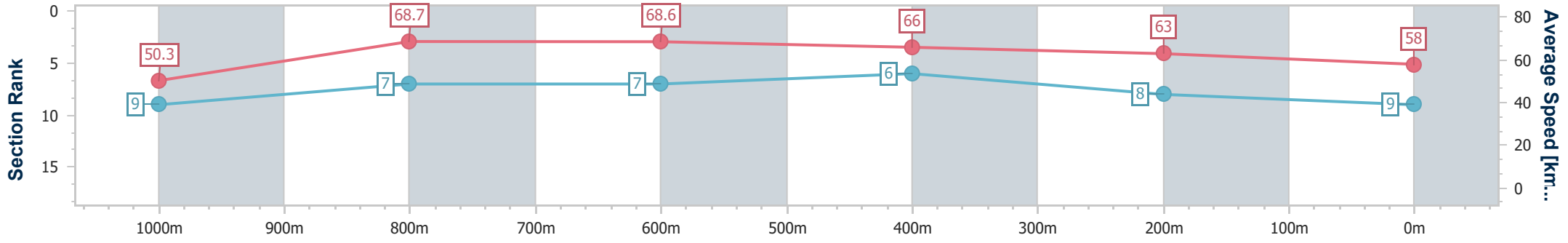
Race 7: HYGAIN RATINGS BAND 0 - 65 Handicap - 1200m

25 May 2024 - 16:05

Track Rating: Good 4, Weather: Fine, Rail Position: +6.5m 1000m-W/P; +3m Rem



Section	Overall	1000m	800m	600m	400m	200m
Section Times	1:10.52 [9] (0:14.31)	0:56.21 [9] (0:10.51)	0:45.70 [7] (0:10.70)	0:35.00 [7] (0:11.07)	0:23.93 [6] (0:11.49)	0:12.44 [8] (0:12.44)
Average Speed [km/h]	50.3	68.7	68.6	66.0	63.0	58.0
Top Speed [km/h]	67.2	70.1	69.7	66.9	64.9	60.5
Avg. Dist. to Rail [m]	6.7	1.5	3.5	3.1	4.8	7.6
Avg. Stride Freq. [Hz]	2.0	2.4	2.4	2.3	2.3	2.3
Avg. Stride Length [m]	6.9	7.8	7.8	7.9	7.6	7.2



- [ ] Ranking at each section and finish
- .-.- No data available at this section
- NA No data available





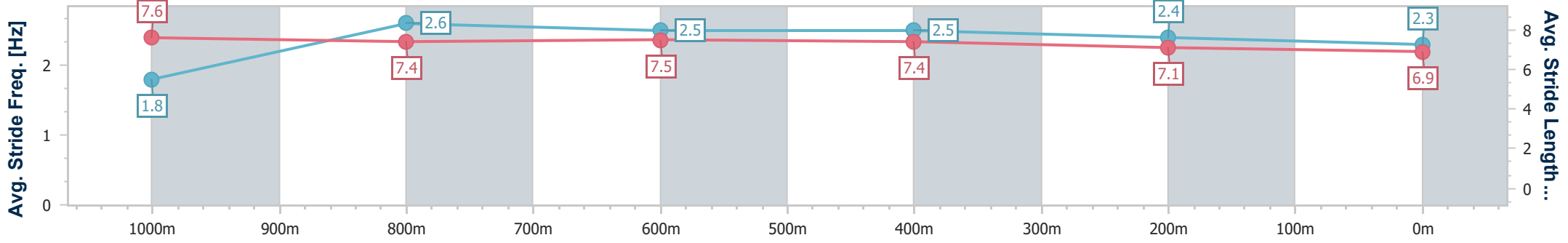
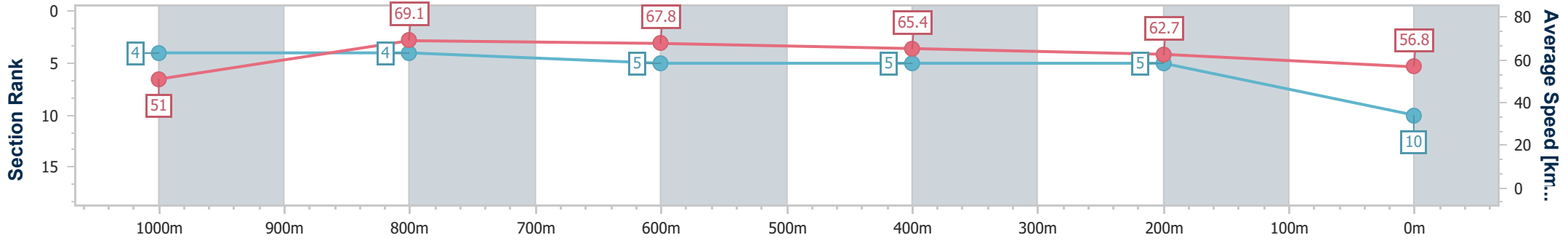
Horse/Jockey Name	The Sherpa
Final Rank	10
Fastest Section Time (Section)	0:10.41 (1000m)
Top Speed [km/h] (Section)	70.8 (1000m)
Race State	Finished



**Townsville QLD Professional**  
**Race 7: HYGAIN RATINGS BAND 0 - 65 Handicap - 1200m**  
 25 May 2024 - 16:05  
 Track Rating: Good 4, Weather: Fine, Rail Position: +6.5m 1000m-  
 W/P; +3m Rem



Section	Overall	1000m	800m	600m	400m	200m
Section Times	1:10.63 [10] (0:14.08)	0:56.55 [4] (0:10.41)	0:46.14 [4] (0:10.73)	0:35.41 [5] (0:11.16)	0:24.25 [5] (0:11.56)	0:12.69 [5] (0:12.69)
Average Speed [km/h]	51.0	69.1	67.8	65.4	62.7	56.8
Top Speed [km/h]	67.3	70.8	68.7	67.3	64.7	60.7
Avg. Dist. to Rail [m]	6.7	1.1	1.9	2.8	4.2	4.7
Avg. Stride Freq. [Hz]	1.8	2.6	2.5	2.5	2.4	2.3
Avg. Stride Length [m]	7.6	7.4	7.5	7.4	7.1	6.9



- [ ] Ranking at each section and finish
- .-.- No data available at this section
- NA No data available



Horse/Jockey Name	Spirit Meister
Final Rank	11
Fastest Section Time (Section)	0:10.56 (1000m)
Top Speed [km/h] (Section)	69.1 (1000m)
Race State	Finished



### Townsville QLD Professional

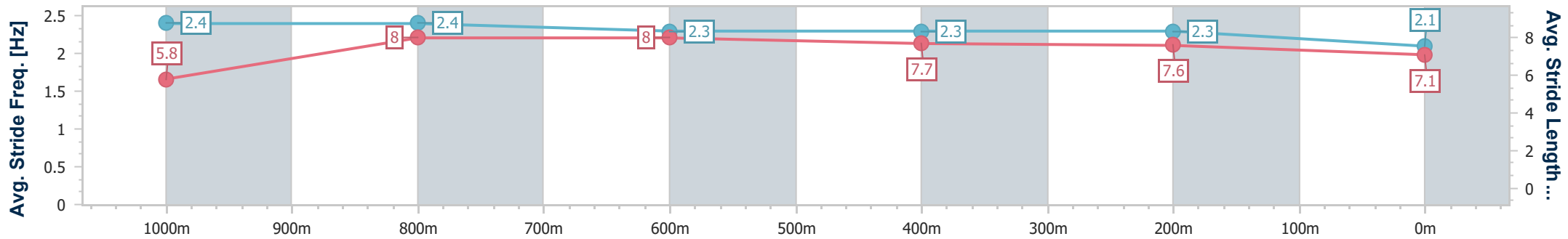
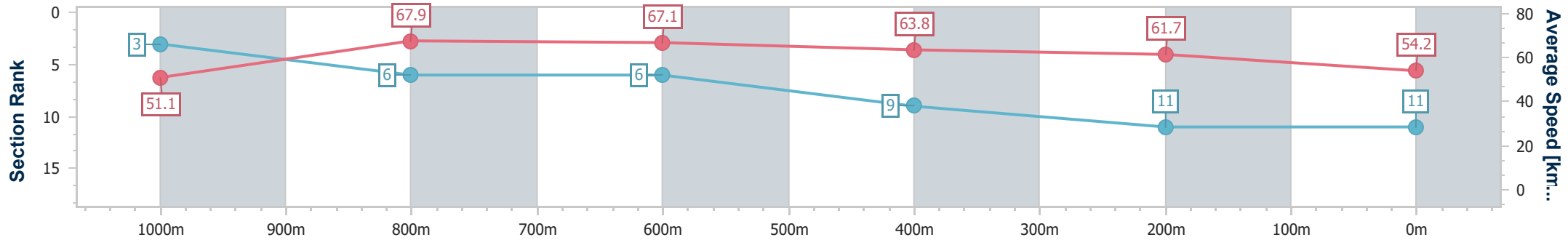
Race 7: HYGAIN RATINGS BAND 0 - 65 Handicap - 1200m

25 May 2024 - 16:05

Track Rating: Good 4, Weather: Fine, Rail Position: +6.5m 1000m-  
W/P; +3m Rem



Section	Overall	1000m	800m	600m	400m	200m
Section Times	1:11.71 [11] (0:14.06)	0:57.65 [3] (0:10.56)	0:47.09 [6] (0:10.74)	0:36.35 [6] (0:11.37)	0:24.98 [9] (0:11.70)	0:13.28 [11] (0:13.28)
Average Speed [km/h]	51.1	67.9	67.1	63.8	61.7	54.2
Top Speed [km/h]	66.0	69.1	68.4	65.4	62.4	60.1
Avg. Dist. to Rail [m]	11.4	1.5	0.4	1.2	2.6	4.1
Avg. Stride Freq. [Hz]	2.4	2.4	2.3	2.3	2.3	2.1
Avg. Stride Length [m]	5.8	8.0	8.0	7.7	7.6	7.1



- [ ] Ranking at each section and finish
- .-.- No data available at this section
- NA No data available



Horse/Jockey Name	Golden Gorge
Final Rank	12
Fastest Section Time (Section)	0:10.36 (1000m)
Top Speed [km/h] (Section)	69.3 (1000m)
Race State	Finished



### Townsville QLD Professional

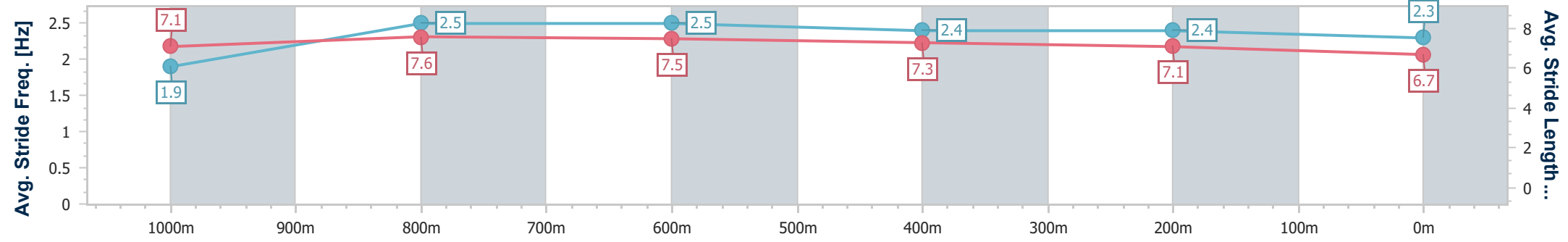
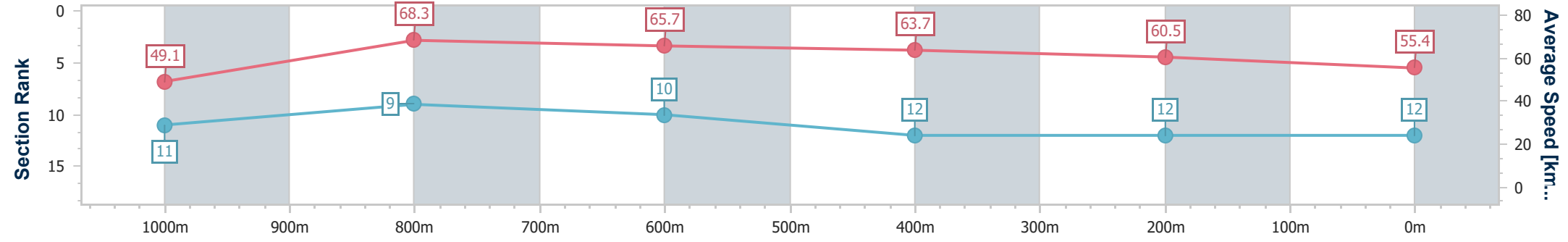
Race 7: HYGAIN RATINGS BAND 0 - 65 Handicap - 1200m

25 May 2024 - 16:05

Track Rating: Good 4, Weather: Fine, Rail Position: +6.5m 1000m-  
W/P; +3m Rem



Section	Overall	1000m	800m	600m	400m	200m
Section Times	1:12.07 [12] (0:14.59)	0:57.48 [11] (0:10.36)	0:47.12 [9] (0:10.84)	0:36.28 [10] (0:11.36)	0:24.92 [12] (0:11.95)	0:12.97 [12] (0:12.97)
Average Speed [km/h]	49.1	68.3	65.7	63.7	60.5	55.4
Top Speed [km/h]	66.9	69.3	67.9	65.5	63.1	59.0
Avg. Dist. to Rail [m]	5.0	3.9	2.2	1.2	4.0	6.9
Avg. Stride Freq. [Hz]	1.9	2.5	2.5	2.4	2.4	2.3
Avg. Stride Length [m]	7.1	7.6	7.5	7.3	7.1	6.7



- [ ] Ranking at each section and finish
- .-.- No data available at this section
- NA No data available



# Townsville QLD Professional

## Race 8: LADBROKE IT! OPEN Handicap - 1200m



25 May 2024 - 16:47

Track Rating: Good 4, Weather: , Rail Position: +6.5m 1000m-W/P; +3m Rem

Section		Overall	1000m	800m	600m	400m	200m	Last 600m					
Field Times		1:09.56 (0:13.59)	0:55.97 (0:10.72)	0:45.25 (0:10.74)	0:34.51 (0:11.17)	0:23.34 (0:11.48)	0:11.86 (0:11.86)	0:34.51					
Rank	TAB Horse/Jockey	Barrier	Top Speed [km/h]	Fastest Section	Margin							Distance Travelled [m]	
1	8 MISSILE THUNDER Nathan Thomas	8	70.2 800m	0:10.65 800m	1:09.56 [1] (0:14.15)	0:55.41 [10] (0:10.74)	0:44.67 [9] (0:10.65)	0:34.02 [9] (0:10.99)	0:23.03 [6] (0:11.30)	0:11.73 [3] (0:11.73)	1:09.56	0:34.02	
2	5 DEMON AWARD Jackson Murphy	9	68.8 1000m	0:10.72 1000m	1:09.86 [2] (0:13.59)	0:56.27 [1] (0:10.72)	0:45.55 [1] (0:10.74)	0:34.81 [1] (0:11.17)	0:23.64 [1] (0:11.48)	0:12.16 [1] (0:12.16)	1.76L	0:34.81	-8
3	1 AHWAHNEECHEE Gabrielle Semmens	2	68.3 800m	0:10.75 1000m	1:09.90 [3] (0:13.67)	0:56.23 [3] (0:10.75)	0:45.48 [3] (0:10.79)	0:34.69 [3] (0:11.26)	0:23.43 [5] (0:11.41)	0:12.02 [4] (0:12.02)	2.02L	0:34.69	-4
4	2 PRIME RULER Jason Taylor	7	68.6 Overall	0:10.77 1000m	1:10.14 [4] (0:13.64)	0:56.50 [2] (0:10.77)	0:45.73 [2] (0:10.80)	0:34.93 [2] (0:11.11)	0:23.82 [2] (0:11.51)	0:12.31 [2] (0:12.31)	3.42L	0:34.93	-1
5	4 BONES Lacey Morrison	1	68.0 800m	0:10.75 800m	1:10.18 [5] (0:13.97)	0:56.21 [6] (0:10.76)	0:45.45 [7] (0:10.75)	0:34.70 [8] (0:11.15)	0:23.55 [9] (0:11.43)	0:12.12 [8] (0:12.12)	3.66L	0:34.70	-4
6	11 GULF OF LION Wanderson D'Avila	11	70.0 800m	0:10.68 800m	1:10.24 [6] (0:14.01)	0:56.23 [7] (0:10.78)	0:45.45 [8] (0:10.68)	0:34.77 [7] (0:11.12)	0:23.65 [8] (0:11.35)	0:12.30 [6] (0:12.30)	4.04L	0:34.77	+5
7	6 ZOUVILLA Graham Kliese	5	68.5 800m	0:10.80 800m	1:10.34 [7] (0:14.02)	0:56.32 [9] (0:11.00)	0:45.32 [10] (0:10.80)	0:34.52 [10] (0:11.05)	0:23.47 [10] (0:11.25)	0:12.22 [9] (0:12.22)	4.62L	0:34.52	+0
8	9 CRYSTAL CHIEF Denicious Smith	6	69.5 600m	0:10.62 800m	1:10.50 [8] (0:13.86)	0:56.64 [4] (0:10.79)	0:45.85 [6] (0:10.62)	0:35.23 [4] (0:11.06)	0:24.17 [3] (0:11.58)	0:12.59 [5] (0:12.59)	5.51L	0:35.23	+5
9	3 ACROBATIC Chelsea Jokic	3	68.6 800m	0:10.66 800m	1:10.56 [9] (0:13.88)	0:56.68 [5] (0:10.74)	0:45.94 [5] (0:10.66)	0:35.28 [5] (0:11.11)	0:24.17 [4] (0:11.55)	0:12.62 [6] (0:12.62)	5.87L	0:35.28	+0
10	7 HIGHER LOVE Rebecca Wilson	12	70.4 1000m	0:10.58 1000m	1:11.53 [10] (0:14.01)	0:57.52 [8] (0:10.58)	0:46.94 [4] (0:10.75)	0:36.19 [6] (0:11.24)	0:24.95 [7] (0:11.83)	0:13.12 [10] (0:13.12)	11.6L	0:36.19	+7

Scratched: Jetski (#10), Dawn Strike (#12)



Horse/Jockey Name	Missile Thunder
Final Rank	1
Fastest Section Time (Section)	0:10.65 (800m)
Top Speed [km/h] (Section)	70.2 (800m)
Race State	Finished

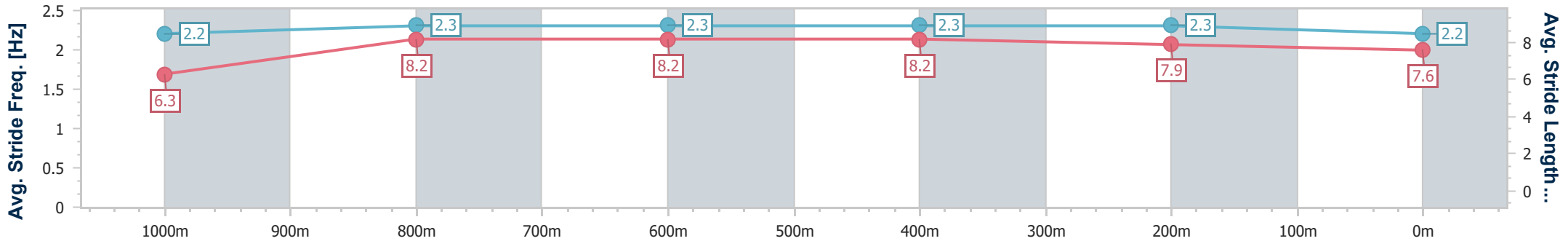
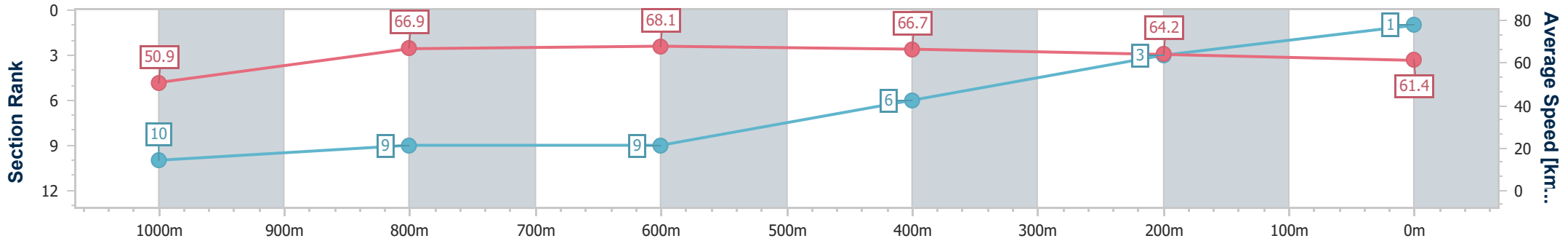


Townsville QLD Professional  
Race 8: LADBROKE IT! OPEN Handicap - 1200m



25 May 2024 - 16:47  
Track Rating: Good 4, Weather: , Rail Position: +6.5m 1000m-W/P; +3m Rem

Section	Overall	1000m	800m	600m	400m	200m
Section Times	1:09.56 [1] (0:14.15)	0:55.41 [10] (0:10.74)	0:44.67 [9] (0:10.65)	0:34.02 [9] (0:10.99)	0:23.03 [6] (0:11.30)	0:11.73 [3] (0:11.73)
Average Speed [km/h]	50.9	66.9	68.1	66.7	64.2	61.4
Top Speed [km/h]	66.8	68.4	70.2	67.8	65.3	64.2
Avg. Dist. to Rail [m]	6.9	1.2	2.0	3.8	4.9	5.1
Avg. Stride Freq. [Hz]	2.2	2.3	2.3	2.3	2.3	2.2
Avg. Stride Length [m]	6.3	8.2	8.2	8.2	7.9	7.6



- [ ] Ranking at each section and finish
- .-.- No data available at this section
- NA No data available



Horse/Jockey Name	Demon Award
Final Rank	2
Fastest Section Time (Section)	0:10.72 (1000m)
Top Speed [km/h] (Section)	68.8 (1000m)
Race State	Finished

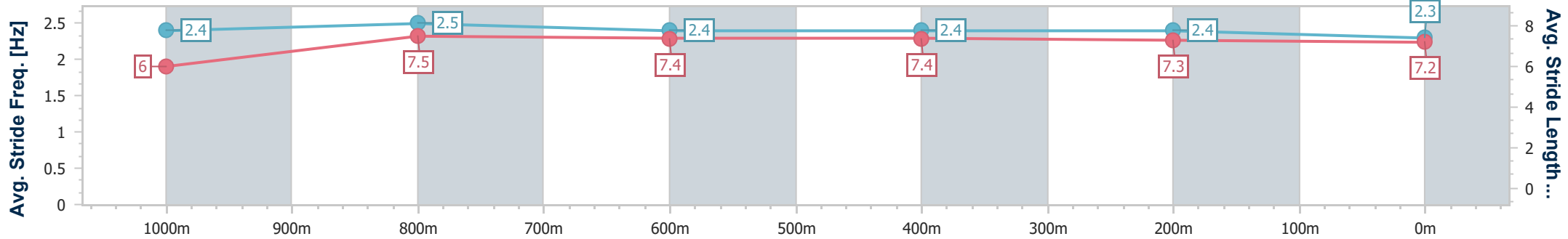
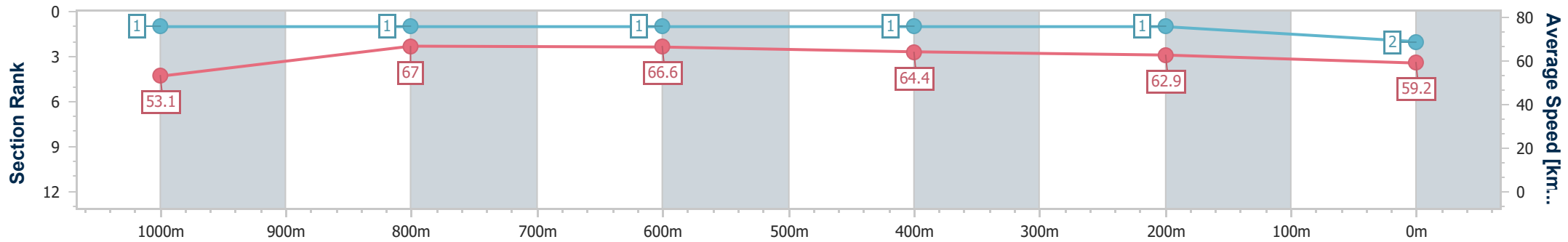


Townsville QLD Professional  
Race 8: LADBROKE IT! OPEN Handicap - 1200m



25 May 2024 - 16:47  
Track Rating: Good 4, Weather: , Rail Position: +6.5m 1000m-W/P; +3m Rem

Section	Overall	1000m	800m	600m	400m	200m
Section Times	1:09.86 [2] (0:13.59)	0:56.27 [1] (0:10.72)	0:45.55 [1] (0:10.74)	0:34.81 [1] (0:11.17)	0:23.64 [1] (0:11.48)	0:12.16 [1] (0:12.16)
Average Speed [km/h]	53.1	67.0	66.6	64.4	62.9	59.2
Top Speed [km/h]	68.5	68.8	67.8	65.5	64.2	62.0
Avg. Dist. to Rail [m]	7.8	0.7	1.2	0.5	1.4	2.4
Avg. Stride Freq. [Hz]	2.4	2.5	2.4	2.4	2.4	2.3
Avg. Stride Length [m]	6.0	7.5	7.4	7.4	7.3	7.2



- [ ] Ranking at each section and finish
- .-.- No data available at this section
- NA No data available



Horse/Jockey Name	Ahwahneechee
Final Rank	3
Fastest Section Time (Section)	0:10.75 (1000m)
Top Speed [km/h] (Section)	68.3 (800m)
Race State	Finished

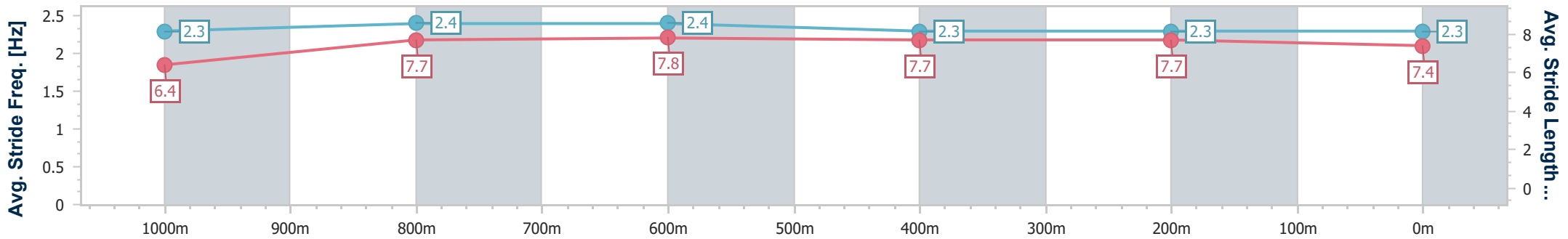
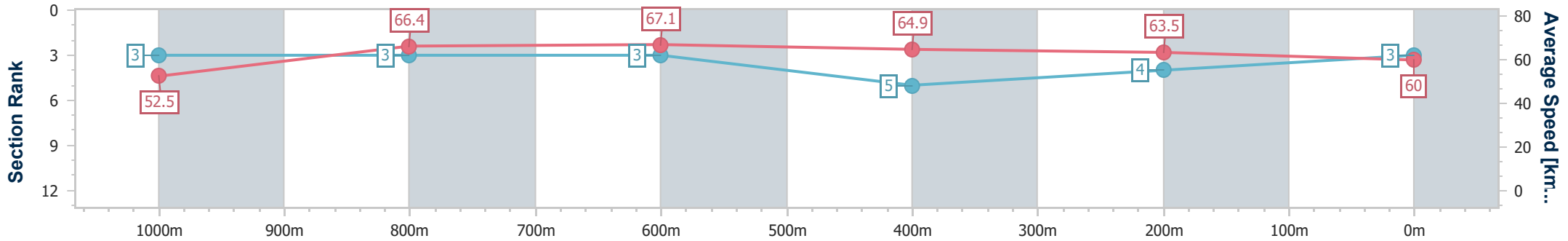


Townsville QLD Professional  
Race 8: LADBROKE IT! OPEN Handicap - 1200m



25 May 2024 - 16:47  
Track Rating: Good 4, Weather: , Rail Position: +6.5m 1000m-W/P; +3m Rem

Section	Overall	1000m	800m	600m	400m	200m
Section Times	1:09.90 [3] (0:13.67)	0:56.23 [3] (0:10.75)	0:45.48 [3] (0:10.79)	0:34.69 [3] (0:11.26)	0:23.43 [5] (0:11.41)	0:12.02 [4] (0:12.02)
Average Speed [km/h]	52.5	66.4	67.1	64.9	63.5	60.0
Top Speed [km/h]	68.0	67.7	68.3	66.5	65.1	62.2
Avg. Dist. to Rail [m]	3.4	2.0	0.8	2.9	4.6	5.2
Avg. Stride Freq. [Hz]	2.3	2.4	2.4	2.3	2.3	2.3
Avg. Stride Length [m]	6.4	7.7	7.8	7.7	7.7	7.4



- [ ] Ranking at each section and finish
- .-.- No data available at this section
- NA No data available



Horse/Jockey Name	Prime Ruler
Final Rank	4
Fastest Section Time (Section)	0:10.77 (1000m)
Top Speed [km/h] (Section)	68.6 (Overall)
Race State	Finished

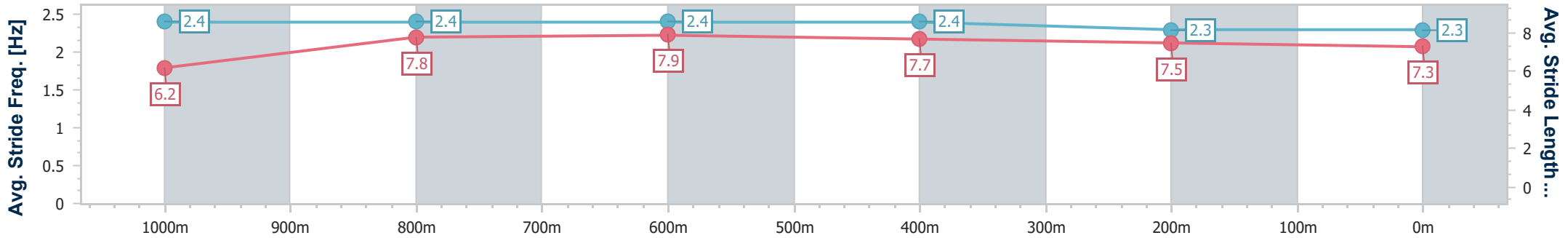
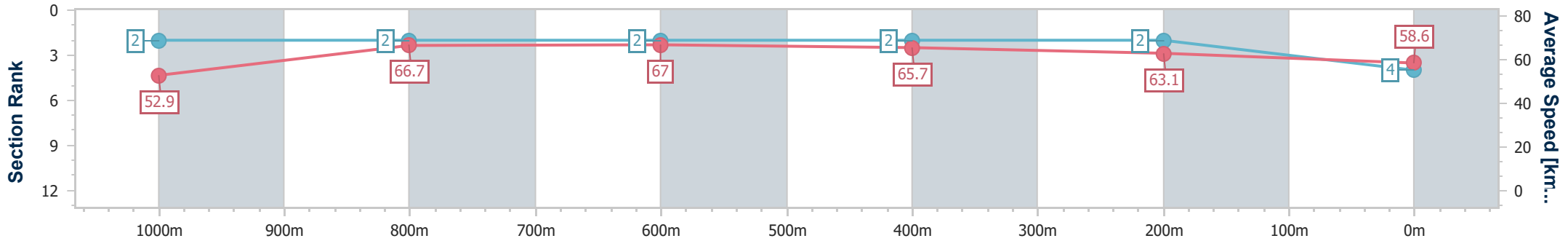


Townsville QLD Professional  
Race 8: LADBROKE IT! OPEN Handicap - 1200m



25 May 2024 - 16:47  
Track Rating: Good 4, Weather: , Rail Position: +6.5m 1000m-W/P; +3m Rem

Section	Overall	1000m	800m	600m	400m	200m
Section Times	1:10.14 [4] (0:13.64)	0:56.50 [2] (0:10.77)	0:45.73 [2] (0:10.80)	0:34.93 [2] (0:11.11)	0:23.82 [2] (0:11.51)	0:12.31 [2] (0:12.31)
Average Speed [km/h]	52.9	66.7	67.0	65.7	63.1	58.6
Top Speed [km/h]	68.6	68.4	68.4	67.5	64.9	62.6
Avg. Dist. to Rail [m]	6.9	0.8	0.9	2.9	5.1	6.3
Avg. Stride Freq. [Hz]	2.4	2.4	2.4	2.4	2.3	2.3
Avg. Stride Length [m]	6.2	7.8	7.9	7.7	7.5	7.3



- [ ] Ranking at each section and finish
- .-.- No data available at this section
- NA No data available





Horse/Jockey Name	Bones
Final Rank	5
Fastest Section Time (Section)	0:10.75 (800m)
Top Speed [km/h] (Section)	68.0 (800m)
Race State	Finished

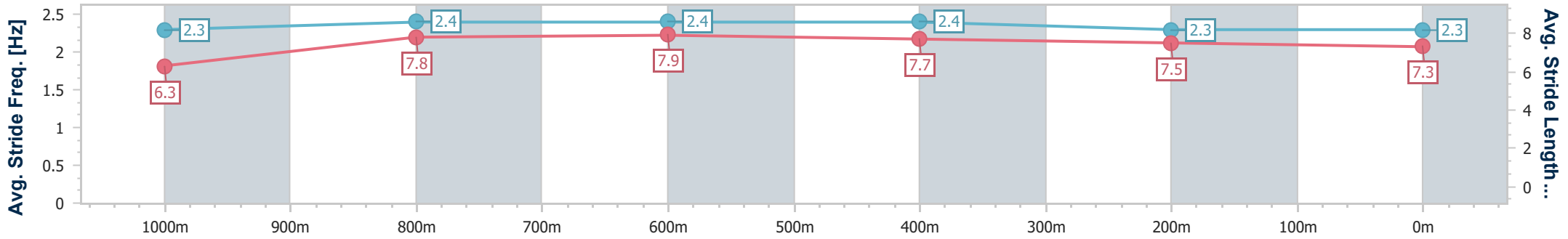
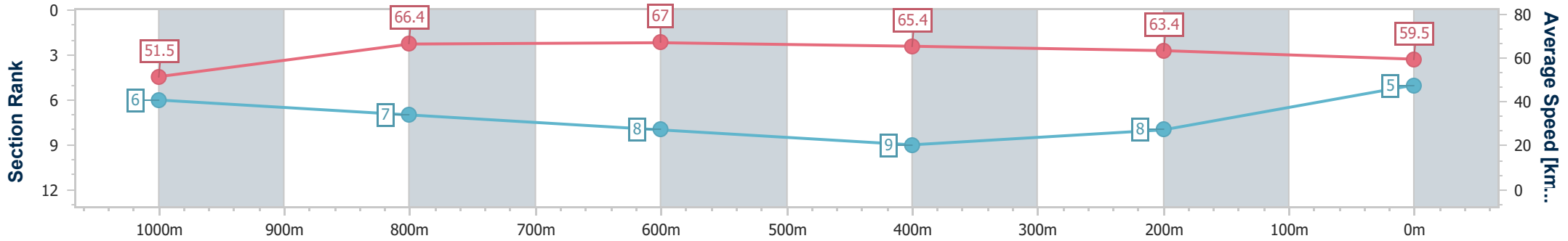


Townsville QLD Professional  
Race 8: LADBROKE IT! OPEN Handicap - 1200m



25 May 2024 - 16:47  
Track Rating: Good 4, Weather: , Rail Position: +6.5m 1000m-W/P; +3m Rem

Section	Overall	1000m	800m	600m	400m	200m
Section Times	1:10.18 [5] (0:13.97)	0:56.21 [6] (0:10.76)	0:45.45 [7] (0:10.75)	0:34.70 [8] (0:11.15)	0:23.55 [9] (0:11.43)	0:12.12 [8] (0:12.12)
Average Speed [km/h]	51.5	66.4	67.0	65.4	63.4	59.5
Top Speed [km/h]	67.5	67.6	68.0	67.0	64.7	63.3
Avg. Dist. to Rail [m]	3.0	1.4	0.4	2.3	4.1	6.7
Avg. Stride Freq. [Hz]	2.3	2.4	2.4	2.4	2.3	2.3
Avg. Stride Length [m]	6.3	7.8	7.9	7.7	7.5	7.3



- [ ] Ranking at each section and finish
- .-.- No data available at this section
- NA No data available



Horse/Jockey Name	Gulf Of Lion
Final Rank	6
Fastest Section Time (Section)	0:10.68 (800m)
Top Speed [km/h] (Section)	70.0 (800m)
Race State	Finished

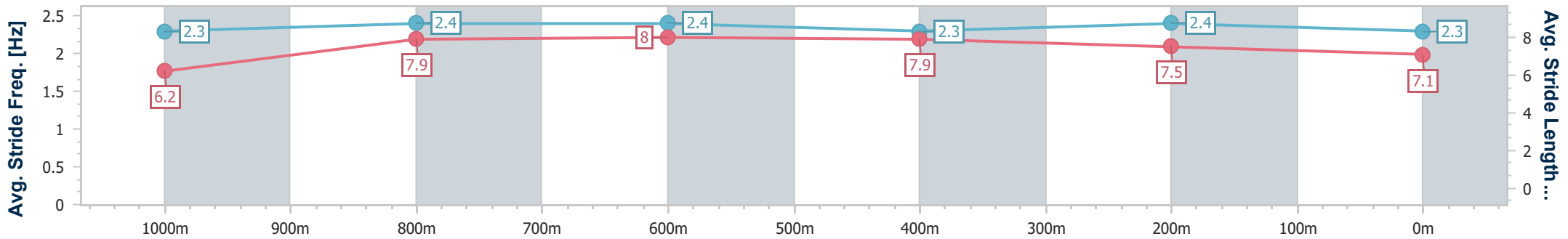
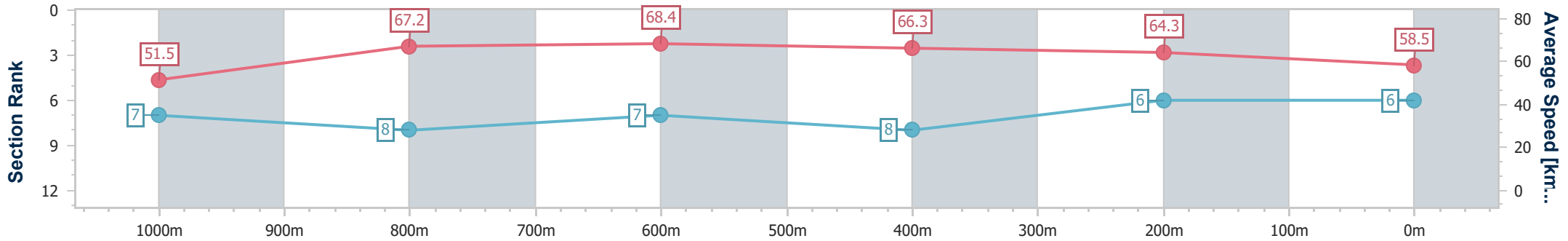


Townsville QLD Professional  
Race 8: LADBROKE IT! OPEN Handicap - 1200m



25 May 2024 - 16:47  
Track Rating: Good 4, Weather: , Rail Position: +6.5m 1000m-W/P; +3m Rem

Section	Overall	1000m	800m	600m	400m	200m
Section Times	1:10.24 [6] (0:14.01)	0:56.23 [7] (0:10.78)	0:45.45 [8] (0:10.68)	0:34.77 [7] (0:11.12)	0:23.65 [8] (0:11.35)	0:12.30 [6] (0:12.30)
Average Speed [km/h]	51.5	67.2	68.4	66.3	64.3	58.5
Top Speed [km/h]	66.9	68.6	70.0	67.8	66.7	62.3
Avg. Dist. to Rail [m]	7.5	1.2	2.9	5.0	8.3	9.7
Avg. Stride Freq. [Hz]	2.3	2.4	2.4	2.3	2.4	2.3
Avg. Stride Length [m]	6.2	7.9	8.0	7.9	7.5	7.1



- [ ] Ranking at each section and finish
- .-.- No data available at this section
- NA No data available



Horse/Jockey Name	Zouvilla
Final Rank	7
Fastest Section Time (Section)	0:10.80 (800m)
Top Speed [km/h] (Section)	68.5 (800m)
Race State	Finished

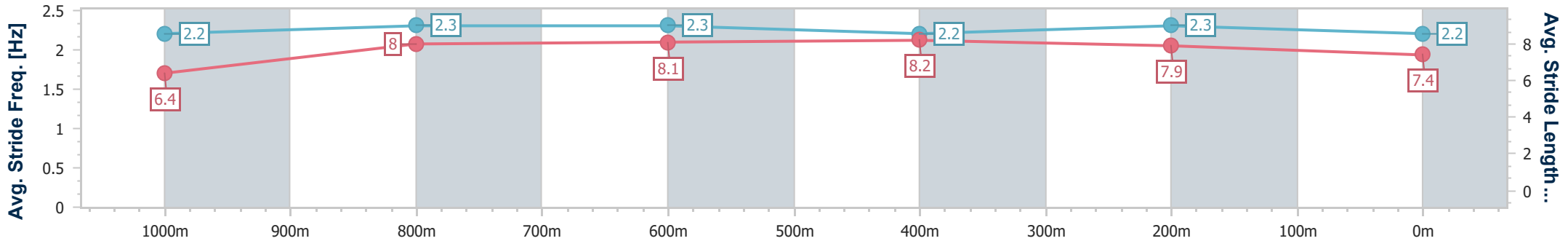
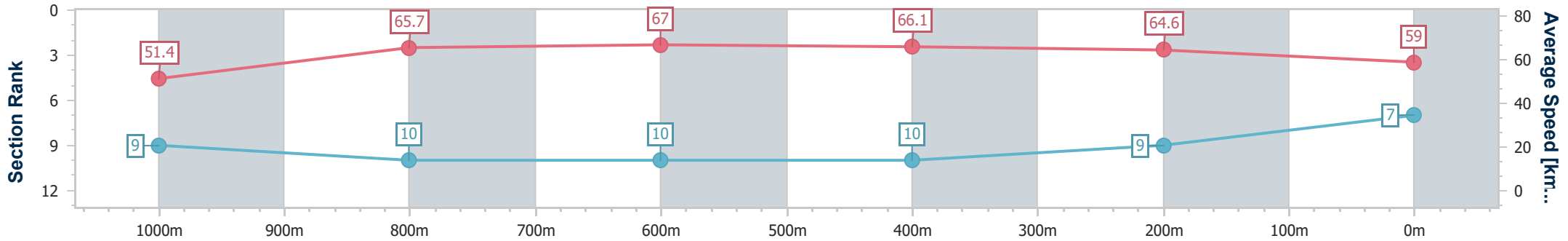


Townsville QLD Professional  
Race 8: LADBROKE IT! OPEN Handicap - 1200m



25 May 2024 - 16:47  
Track Rating: Good 4, Weather: , Rail Position: +6.5m 1000m-W/P; +3m Rem

Section	Overall	1000m	800m	600m	400m	200m
Section Times	1:10.34 [7] (0:14.02)	0:56.32 [9] (0:11.00)	0:45.32 [10] (0:10.80)	0:34.52 [10] (0:11.05)	0:23.47 [10] (0:11.25)	0:12.22 [9] (0:12.22)
Average Speed [km/h]	51.4	65.7	67.0	66.1	64.6	59.0
Top Speed [km/h]	65.5	66.4	68.5	67.2	66.2	62.7
Avg. Dist. to Rail [m]	5.3	0.8	1.3	2.8	7.9	10.9
Avg. Stride Freq. [Hz]	2.2	2.3	2.3	2.2	2.3	2.2
Avg. Stride Length [m]	6.4	8.0	8.1	8.2	7.9	7.4



- [ ] Ranking at each section and finish
- .-.- No data available at this section
- NA No data available



Horse/Jockey Name	Crystal Chief
Final Rank	8
Fastest Section Time (Section)	0:10.62 (800m)
Top Speed [km/h] (Section)	69.5 (600m)
Race State	Finished

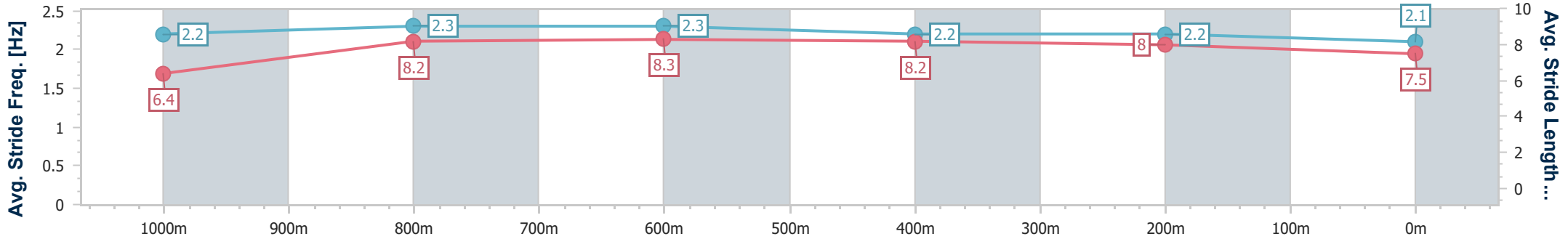
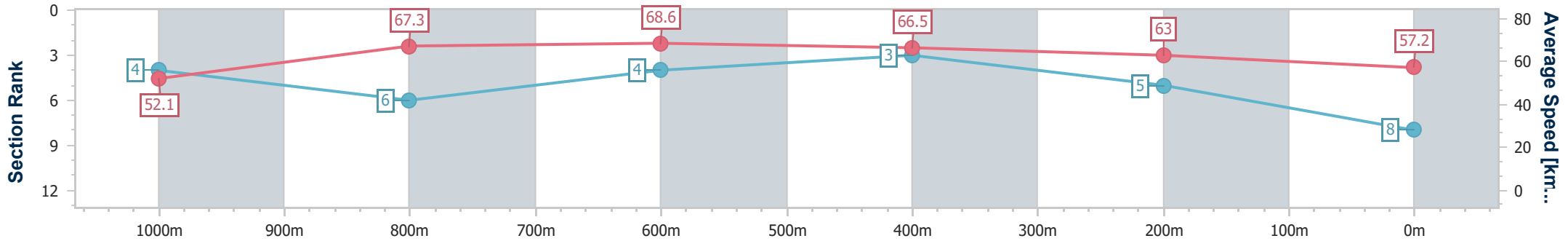


Townsville QLD Professional  
Race 8: LADBROKE IT! OPEN Handicap - 1200m



25 May 2024 - 16:47  
Track Rating: Good 4, Weather: , Rail Position: +6.5m 1000m-W/P; +3m Rem

Section	Overall	1000m	800m	600m	400m	200m
Section Times	1:10.50 [8] (0:13.86)	0:56.64 [4] (0:10.79)	0:45.85 [6] (0:10.62)	0:35.23 [4] (0:11.06)	0:24.17 [3] (0:11.58)	0:12.59 [5] (0:12.59)
Average Speed [km/h]	52.1	67.3	68.6	66.5	63.0	57.2
Top Speed [km/h]	66.8	68.5	69.2	69.5	64.9	61.4
Avg. Dist. to Rail [m]	6.5	1.6	2.1	5.0	7.5	9.3
Avg. Stride Freq. [Hz]	2.2	2.3	2.3	2.2	2.2	2.1
Avg. Stride Length [m]	6.4	8.2	8.3	8.2	8.0	7.5



- [ ] Ranking at each section and finish
- .-.- No data available at this section
- NA No data available



Horse/Jockey Name	Acrobatic
Final Rank	9
Fastest Section Time (Section)	0:10.66 (800m)
Top Speed [km/h] (Section)	68.6 (800m)
Race State	Finished

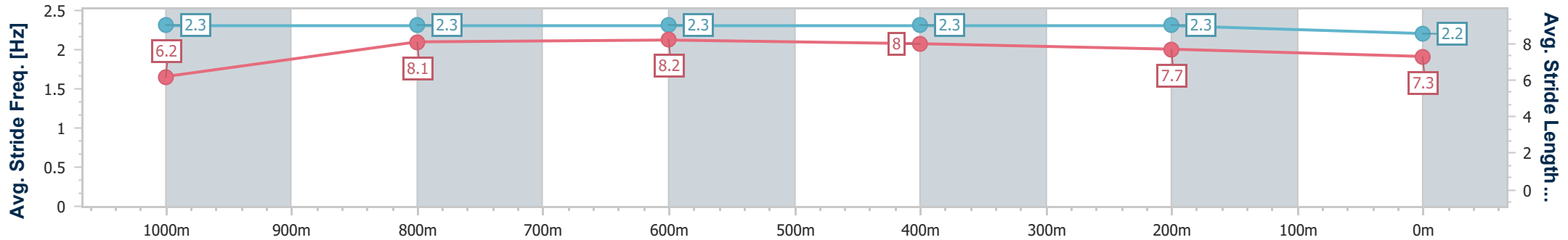
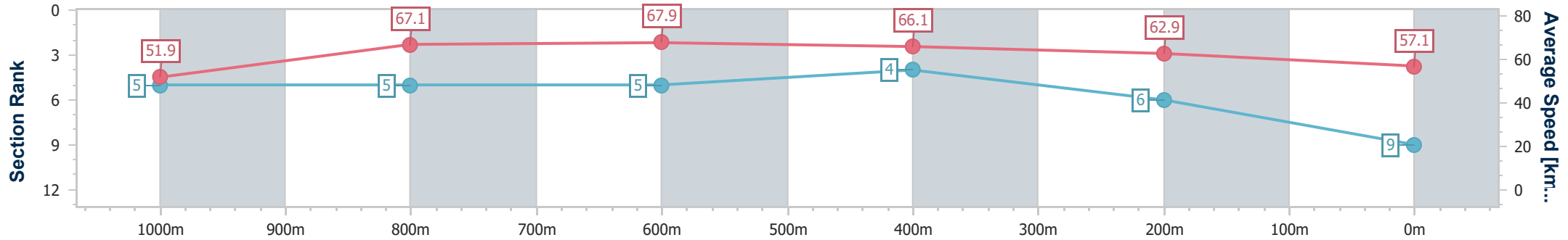


Townsville QLD Professional  
Race 8: LADBROKE IT! OPEN Handicap - 1200m



25 May 2024 - 16:47  
Track Rating: Good 4, Weather: , Rail Position: +6.5m 1000m-W/P; +3m Rem

Section	Overall	1000m	800m	600m	400m	200m
Section Times	1:10.56 [9] (0:13.88)	0:56.68 [5] (0:10.74)	0:45.94 [5] (0:10.66)	0:35.28 [5] (0:11.11)	0:24.17 [4] (0:11.55)	0:12.62 [6] (0:12.62)
Average Speed [km/h]	51.9	67.1	67.9	66.1	62.9	57.1
Top Speed [km/h]	65.8	68.1	68.6	67.7	64.1	60.5
Avg. Dist. to Rail [m]	4.8	0.7	1.3	3.7	6.6	8.1
Avg. Stride Freq. [Hz]	2.3	2.3	2.3	2.3	2.3	2.2
Avg. Stride Length [m]	6.2	8.1	8.2	8.0	7.7	7.3



- [ ] Ranking at each section and finish
- .-.- No data available at this section
- NA No data available



Horse/Jockey Name	Higher Love
Final Rank	10
Fastest Section Time (Section)	0:10.58 (1000m)
Top Speed [km/h] (Section)	70.4 (1000m)
Race State	Finished

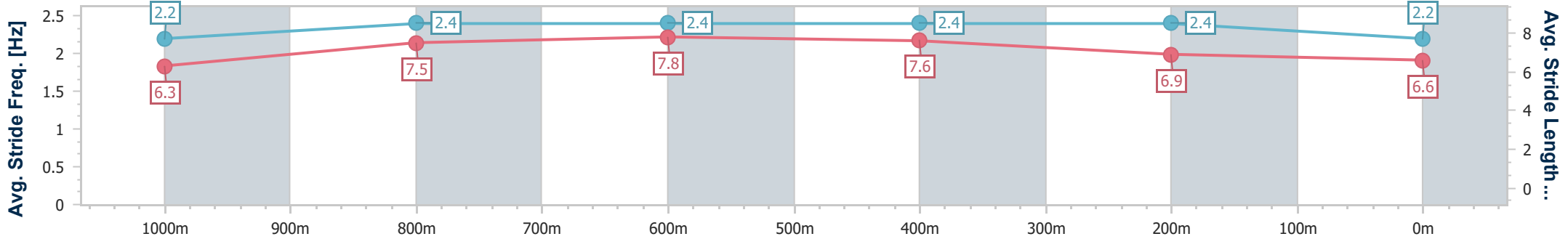
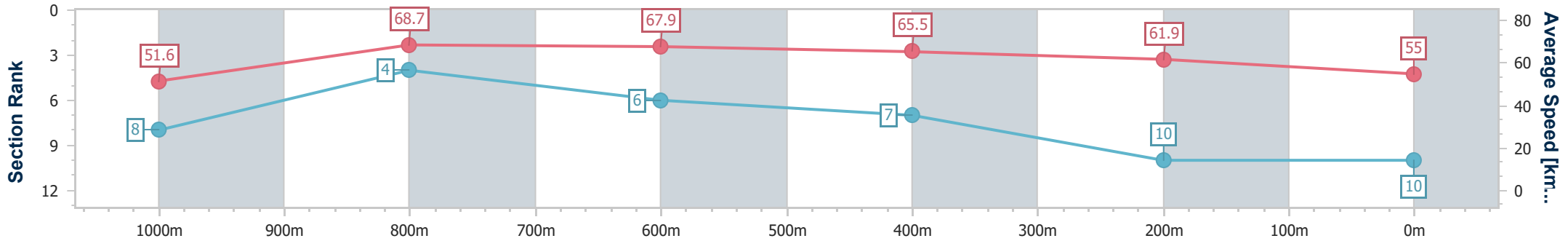


Townsville QLD Professional  
Race 8: LADBROKE IT! OPEN Handicap - 1200m



25 May 2024 - 16:47  
Track Rating: Good 4, Weather: , Rail Position: +6.5m 1000m-W/P; +3m Rem

Section	Overall	1000m	800m	600m	400m	200m
Section Times	1:11.53 [10] (0:14.01)	0:57.52 [8] (0:10.58)	0:46.94 [4] (0:10.75)	0:36.19 [6] (0:11.24)	0:24.95 [7] (0:11.83)	0:13.12 [10] (0:13.12)
Average Speed [km/h]	51.6	68.7	67.9	65.5	61.9	55.0
Top Speed [km/h]	67.5	70.4	68.5	67.4	64.3	59.4
Avg. Dist. to Rail [m]	9.8	2.0	2.7	5.0	10.3	14.3
Avg. Stride Freq. [Hz]	2.2	2.4	2.4	2.4	2.4	2.2
Avg. Stride Length [m]	6.3	7.5	7.8	7.6	6.9	6.6



- [ ] Ranking at each section and finish
- .-.- No data available at this section
- NA No data available