



# Toowoomba QLD Professional

## Race 6: SHEPPARD EARTHMOVING Maiden Handicap - 1200m

25 May 2024 - 19:50



Track Rating: Soft 5, Weather: Overcast, Rail Position: +3m Entire

Section												Last 600m		
Field Times		Overall	1000m	800m	600m	400m	200m						0:37.74	
		1:14.97 (0:14.14)	1:00.83 (0:11.35)	0:49.48 (0:11.74)	0:37.74 (0:12.51)	0:25.23 (0:12.59)	0:12.64 (0:12.64)							
Rank	TAB	Horse/Jockey	Barrier	Top Speed [km/h]	Fastest Section							Margin	Distance Travelled [m]	
1	8	<b>SIRI SAY RUBICK</b> Karl Zechner	15	62.7 800m	0:11.75 1000m	1:14.97 [1] (0:15.01)	0:59.96 [11] (0:11.75)	0:48.21 [11] (0:11.80)	0:36.41 [11] (0:12.01)	0:24.40 [9] (0:12.24)	0:12.16 [4] (0:12.16)	1:14.97	0:36.41	
2	4	<b>MAJESTIC TEAKO</b> Rikki Jamieson	1	65.1 Overall	0:11.52 1000m	1:15.00 [2] (0:14.43)	1:00.57 [4] (0:11.52)	0:49.05 [5] (0:11.80)	0:37.25 [5] (0:12.26)	0:24.99 [4] (0:12.39)	0:12.60 [2] (0:12.60)	0.2L	0:37.25	-8
3	7	<b>TIME TO LAUNCH</b> Kenji Yoshida	6	64.5 1000m	0:11.51 1000m	1:15.01 [3] (0:14.50)	1:00.51 [6] (0:11.51)	0:49.00 [6] (0:11.71)	0:37.29 [4] (0:12.38)	0:24.91 [6] (0:12.37)	0:12.54 [3] (0:12.54)	0.3L	0:37.29	+3
4	3	<b>ADISHAM</b> Jake Molloy	4	63.3 Overall	0:11.55 1000m	1:15.15 [4] (0:14.80)	1:00.35 [8] (0:11.55)	0:48.80 [8] (0:11.85)	0:36.95 [8] (0:12.23)	0:24.72 [7] (0:12.43)	0:12.29 [5] (0:12.29)	1.1L	0:36.95	-7
5	2	<b>DUN WITH ROSES</b> Georgina Cartwright	9	67.1 Overall	0:11.07 1000m	1:15.28 [5] (0:14.49)	1:00.79 [5] (0:11.07)	0:49.72 [2] (0:11.71)	0:38.01 [2] (0:12.51)	0:25.50 [2] (0:12.55)	0:12.95 [1] (0:12.95)	1.6L	0:38.01	-8
6	13	<b>SUNCRAFT</b> Cecily Eaton	5	63.7 Overall	0:11.77 1000m	1:15.36 [6] (0:15.13)	1:00.23 [12] (0:11.77)	0:48.46 [12] (0:11.78)	0:36.68 [12] (0:12.12)	0:24.56 [12] (0:12.17)	0:12.39 [8] (0:12.39)	2L	0:36.68	-4
7	1	<b>AURELIAN BLANC</b> Olivia Webb	7	63.4 1000m	0:11.57 1000m	1:15.84 [7] (0:14.95)	1:00.89 [10] (0:11.57)	0:49.32 [9] (0:11.73)	0:37.59 [9] (0:12.25)	0:25.34 [8] (0:12.71)	0:12.63 [11] (0:12.63)	4.8L	0:37.59	+0
8	16	<b>READY TO THUNDER</b> Dylan Bennett	3	63.2 1000m	0:11.76 1000m	1:16.06 [8] (0:14.94)	1:01.12 [9] (0:11.76)	0:49.36 [10] (0:11.85)	0:37.51 [10] (0:12.15)	0:25.36 [11] (0:12.43)	0:12.93 [10] (0:12.93)	6.1L	0:37.51	-5
9	10	<b>VEGETABLE LASAGNE</b> Madeleine Wishart	2	63.6 1000m	0:11.56 1000m	1:16.23 [9] (0:14.36)	1:01.87 [3] (0:11.56)	0:50.31 [4] (0:11.85)	0:38.46 [6] (0:12.31)	0:26.15 [5] (0:12.86)	0:13.29 [7] (0:13.29)	6.9L	0:38.46	-6
10	15	<b>MONTAGLIARI</b> Montanna Savva	13	65.9 1000m	0:11.37 1000m	1:16.48 [10] (0:14.30)	1:02.18 [2] (0:11.37)	0:50.81 [3] (0:11.84)	0:38.97 [3] (0:12.45)	0:26.52 [3] (0:13.14)	0:13.38 [9] (0:13.38)	8.4L	0:38.97	+1

Scratched: Rock Lobster (#9), No More Scotch (#5), Shotgun Sixtyfour (#12), Arik Lad (#14)

[ ] Ranking at each section and finish  
 -:-:- No data available at this section  
 NA No data available

SCN Saddle cloth number  
 DNF Did not finish  
 DNT Did not track



# Toowoomba QLD Professional

## Race 6: SHEPPARD EARTHMOVING Maiden Handicap - 1200m

25 May 2024 - 19:50



Track Rating: Soft 5, Weather: Overcast, Rail Position: +3m Entire

Section		Overall	1000m	800m	600m	400m	200m	Last 600m	
Field Times		1:14.97 (0:14.14)	1:00.83 (0:11.35)	0:49.48 (0:11.74)	0:37.74 (0:12.51)	0:25.23 (0:12.59)	0:12.64 (0:12.64)	0:37.74	

Rank	TAB	Horse/Jockey	Barrier	Top Speed [km/h]	Fastest Section	Overall	1000m	800m	600m	400m	200m	Margin	Distance Travelled [m]
11	6	SHALZER Alisha Donald	12	64.8 1000m	0:11.44 1000m	1:16.49 [11] (0:14.78)	1:01.71 [7] (0:11.44)	0:50.27 [7] (0:11.95)	0:38.32 [7] (0:12.52)	0:25.80 [10] (0:12.87)	0:12.93 [12] (0:12.93)	8.5L	0:38.32 +3
12	11	HONEY QUEEN Luke Tarrant	8	66.0 Overall	0:11.35 1000m	1:17.21 [12] (0:14.14)	1:03.07 [1] (0:11.35)	0:51.72 [1] (0:11.74)	0:39.98 [1] (0:12.51)	0:27.47 [1] (0:13.13)	0:14.34 [6] (0:14.34)	12.8L	0:39.98 -8

Scratched: Rock Lobster (#9), No More Scotch (#5), Shotgun Sixtyfour (#12), Arik Lad (#14)



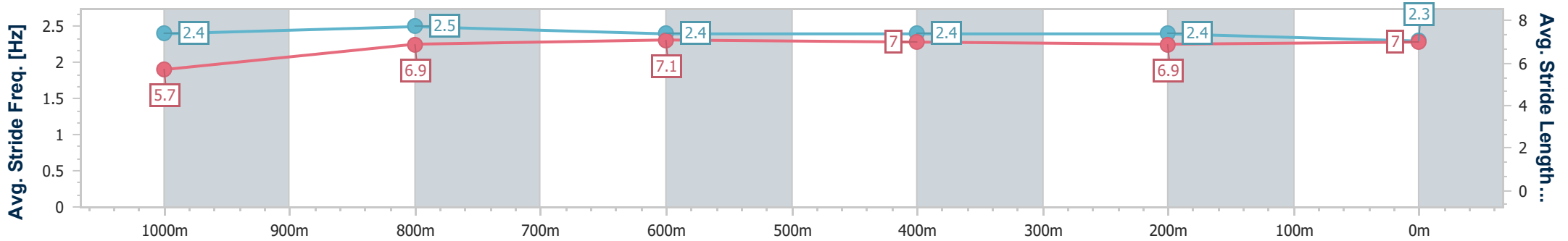
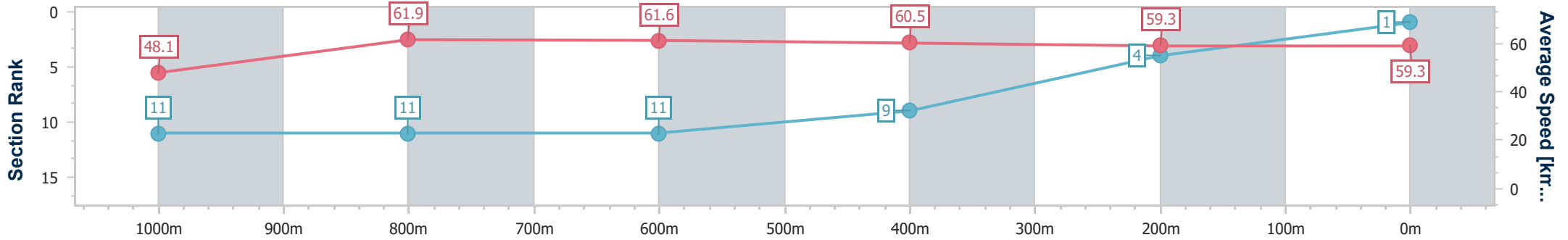
Horse/Jockey Name	Siri Say Rubick
Final Rank	1
Fastest Section Time (Section)	0:11.75 (1000m)
Top Speed [km/h] (Section)	62.7 (800m)
Race State	Finished



Toowoomba QLD Professional  
 Race 6: SHEPPARD EARTHMOVING Maiden Handicap - 1200m  
 25 May 2024 - 19:50  
 Track Rating: Soft 5, Weather: Overcast, Rail Position: +3m Entire



Section	Overall	1000m	800m	600m	400m	200m
Section Times	1:14.97 [1] (0:15.01)	0:59.96 [11] (0:11.75)	0:48.21 [11] (0:11.80)	0:36.41 [11] (0:12.01)	0:24.40 [9] (0:12.24)	0:12.16 [4]
Average Speed [km/h]	48.1	61.9	61.6	60.5	59.3	59.3
Top Speed [km/h]	62.0	62.5	62.7	61.7	60.4	59.9
Avg. Dist. to Rail [m]	10.7	3.3	2.6	1.9	2.9	3.6
Avg. Stride Freq. [Hz]	2.4	2.5	2.4	2.4	2.4	2.3
Avg. Stride Length [m]	5.7	6.9	7.1	7.0	6.9	7.0



- [ ] Ranking at each section and finish
- .-.- No data available at this section
- NA No data available



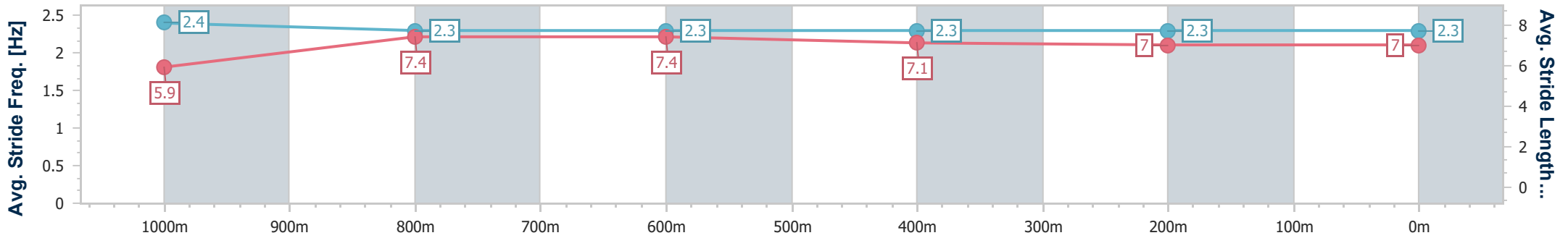
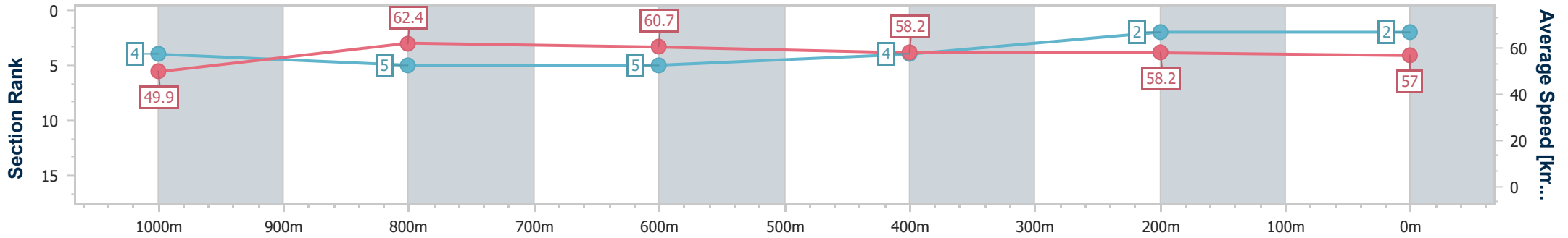
Horse/Jockey Name	Majestic Teako
Final Rank	2
Fastest Section Time (Section)	0:11.52 (1000m)
Top Speed [km/h] (Section)	65.1 (Overall)
Race State	Finished



Toowoomba QLD Professional  
 Race 6: SHEPPARD EARTHMOVING Maiden Handicap - 1200m  
 25 May 2024 - 19:50  
 Track Rating: Soft 5, Weather: Overcast, Rail Position: +3m Entire



Section	Overall	1000m	800m	600m	400m	200m
Section Times	1:15.00 [2] (0:14.43)	1:00.57 [4] (0:11.52)	0:49.05 [5] (0:11.80)	0:37.25 [5] (0:12.26)	0:24.99 [4] (0:12.39)	0:12.60 [2] (0:12.60)
Average Speed [km/h]	49.9	62.4	60.7	58.2	58.2	57.0
Top Speed [km/h]	65.1	64.2	61.7	61.0	59.2	58.5
Avg. Dist. to Rail [m]	1.6	1.3	1.4	1.2	0.7	0.5
Avg. Stride Freq. [Hz]	2.4	2.3	2.3	2.3	2.3	2.3
Avg. Stride Length [m]	5.9	7.4	7.4	7.1	7.0	7.0



- [ ] Ranking at each section and finish
- .-.- No data available at this section
- NA No data available



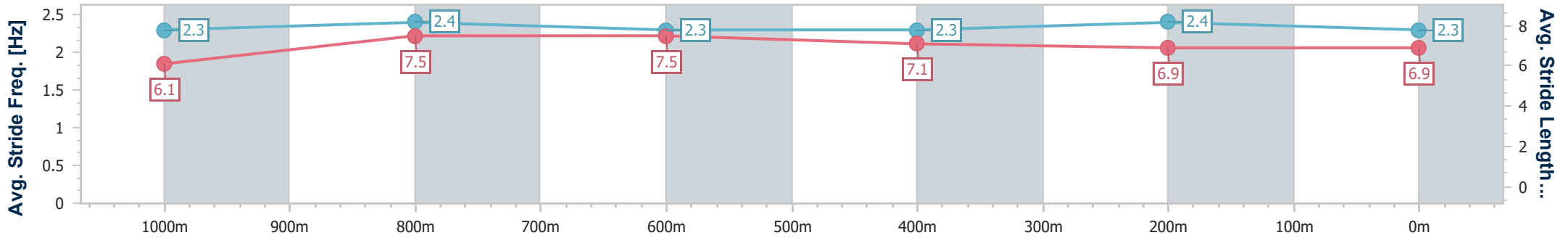
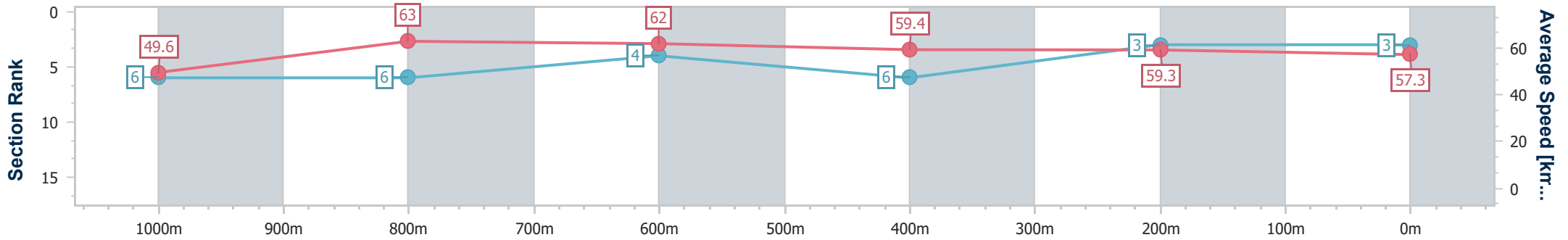
Horse/Jockey Name	Time To Launch
Final Rank	3
Fastest Section Time (Section)	0:11.51 (1000m)
Top Speed [km/h] (Section)	64.5 (1000m)
Race State	Finished



Toowoomba QLD Professional  
 Race 6: SHEPPARD EARTHMOVING Maiden Handicap - 1200m  
 25 May 2024 - 19:50  
 Track Rating: Soft 5, Weather: Overcast, Rail Position: +3m Entire



Section	Overall	1000m	800m	600m	400m	200m
Section Times	1:15.01 [3] (0:14.50)	1:00.51 [6] (0:11.51)	0:49.00 [6] (0:11.71)	0:37.29 [4] (0:12.38)	0:24.91 [6] (0:12.37)	0:12.54 [3] (0:12.54)
Average Speed [km/h]	49.6	63.0	62.0	59.4	59.3	57.3
Top Speed [km/h]	64.0	64.5	64.0	62.1	60.6	59.1
Avg. Dist. to Rail [m]	4.9	1.6	3.1	3.9	4.3	3.5
Avg. Stride Freq. [Hz]	2.3	2.4	2.3	2.3	2.4	2.3
Avg. Stride Length [m]	6.1	7.5	7.5	7.1	6.9	6.9



- [ ] Ranking at each section and finish
- .-.- No data available at this section
- NA No data available



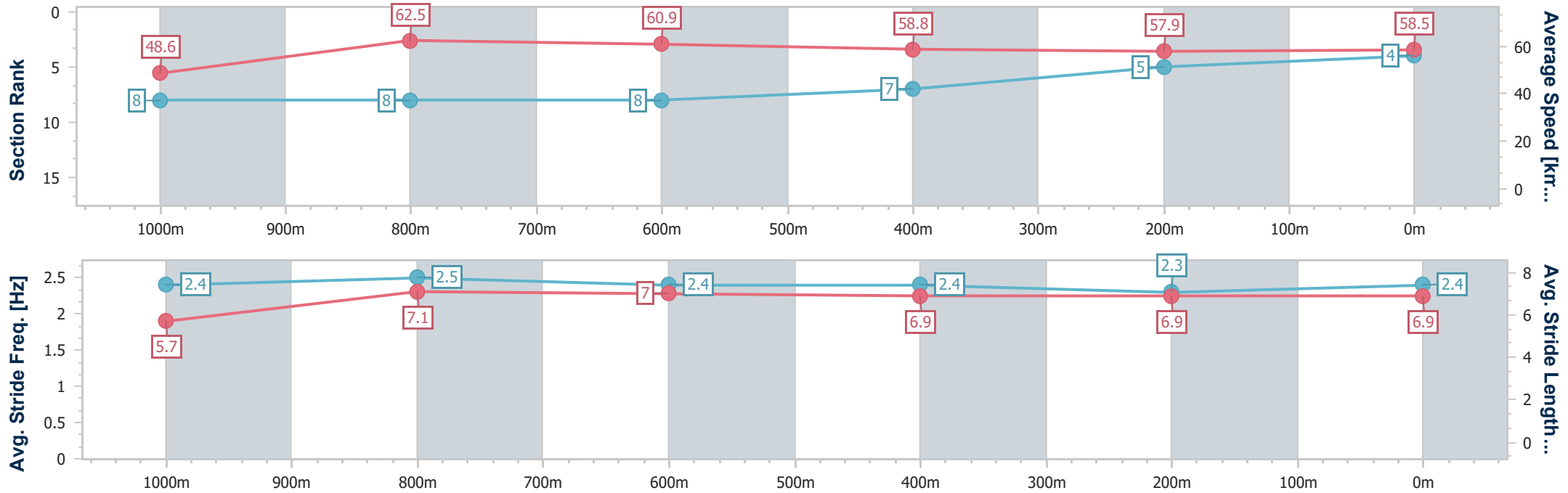
Horse/Jockey Name	Adisham
Final Rank	4
Fastest Section Time (Section)	0:11.55 (1000m)
Top Speed [km/h] (Section)	63.3 (Overall)
Race State	Finished



Toowoomba QLD Professional  
 Race 6: SHEPPARD EARTHMOVING Maiden Handicap - 1200m  
 25 May 2024 - 19:50  
 Track Rating: Soft 5, Weather: Overcast, Rail Position: +3m Entire



Section	Overall	1000m	800m	600m	400m	200m
Section Times	1:15.15 [4] (0:14.80)	1:00.35 [8] (0:11.55)	0:48.80 [8] (0:11.85)	0:36.95 [8] (0:12.23)	0:24.72 [7] (0:12.43)	0:12.29 [5] (0:12.29)
Average Speed [km/h]	48.6	62.5	60.9	58.8	57.9	58.5
Top Speed [km/h]	63.3	63.3	63.1	61.1	58.5	59.3
Avg. Dist. to Rail [m]	2.5	0.7	0.7	0.4	0.5	2.5
Avg. Stride Freq. [Hz]	2.4	2.5	2.4	2.4	2.3	2.4
Avg. Stride Length [m]	5.7	7.1	7.0	6.9	6.9	6.9



- [ ] Ranking at each section and finish
- .-.- No data available at this section
- NA No data available



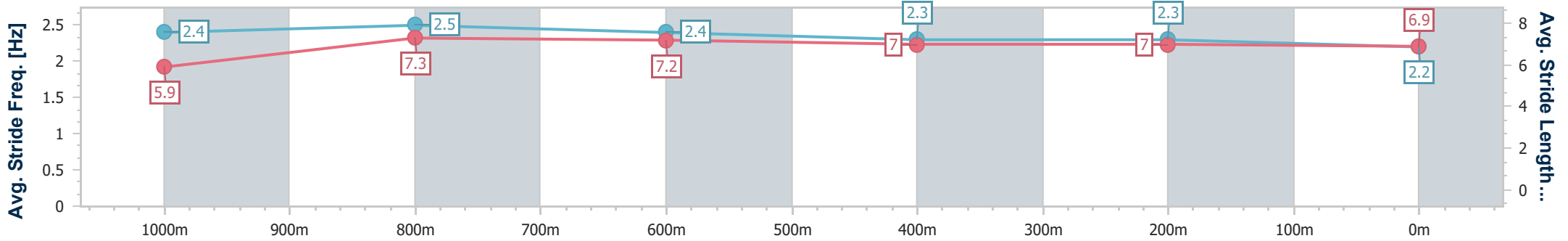
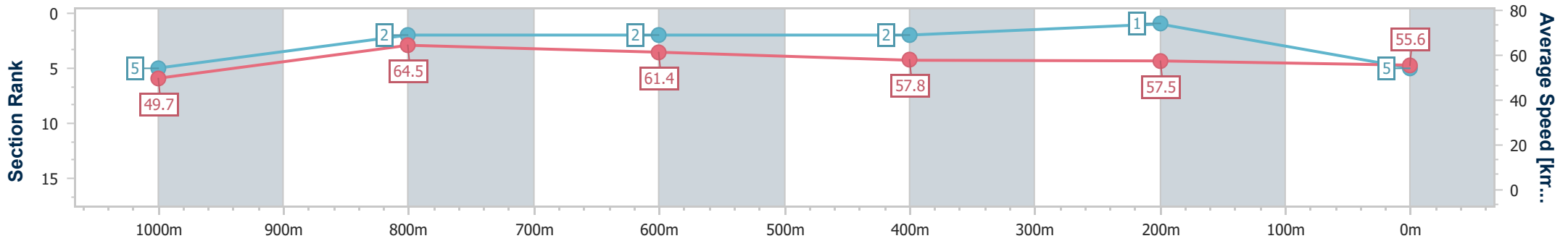
Horse/Jockey Name	Dun With Roses
Final Rank	5
Fastest Section Time (Section)	0:11.07 (1000m)
Top Speed [km/h] (Section)	67.1 (Overall)
Race State	Finished



Toowoomba QLD Professional  
 Race 6: SHEPPARD EARTHMOVING Maiden Handicap - 1200m  
 25 May 2024 - 19:50  
 Track Rating: Soft 5, Weather: Overcast, Rail Position: +3m Entire



Section	Overall	1000m	800m	600m	400m	200m
Section Times	1:15.28 [5] (0:14.49)	1:00.79 [5] (0:11.07)	0:49.72 [2] (0:11.71)	0:38.01 [2] (0:12.51)	0:25.50 [2] (0:12.55)	0:12.95 [1] (0:12.95)
Average Speed [km/h]	49.7	64.5	61.4	57.8	57.5	55.6
Top Speed [km/h]	67.1	66.5	62.7	60.4	58.4	56.9
Avg. Dist. to Rail [m]	3.4	1.5	0.7	1.1	0.4	0.6
Avg. Stride Freq. [Hz]	2.4	2.5	2.4	2.3	2.3	2.2
Avg. Stride Length [m]	5.9	7.3	7.2	7.0	7.0	6.9



- [ ] Ranking at each section and finish
- .-.- No data available at this section
- NA No data available



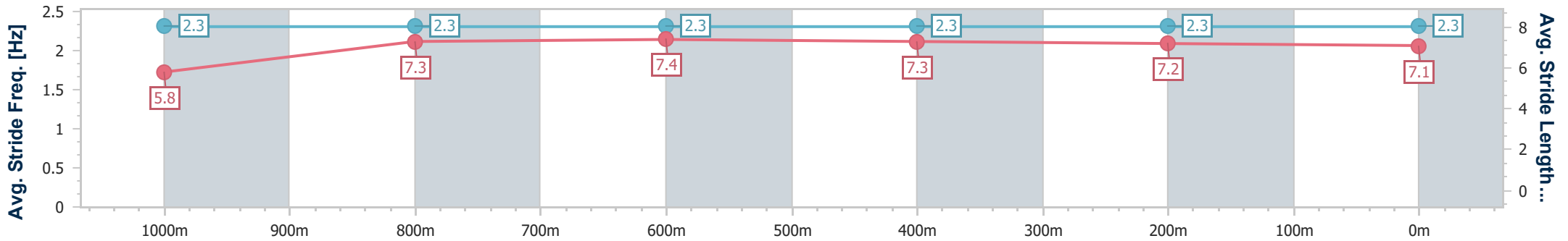
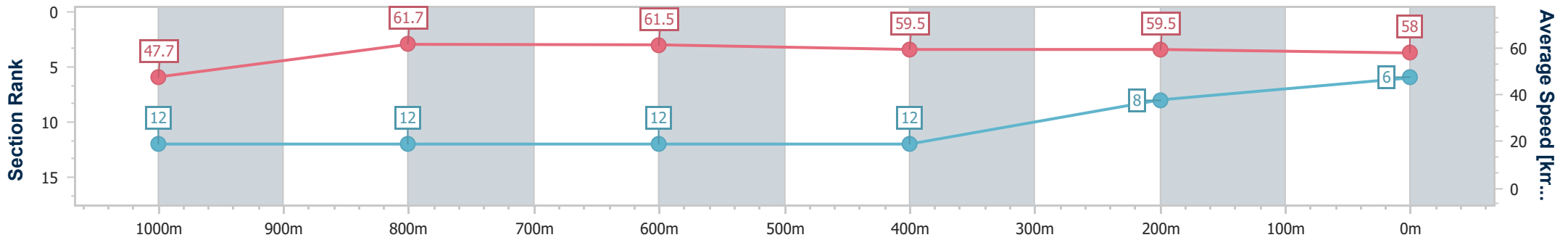
Horse/Jockey Name	Suncraft
Final Rank	6
Fastest Section Time (Section)	0:11.77 (1000m)
Top Speed [km/h] (Section)	63.7 (Overall)
Race State	Finished



Toowoomba QLD Professional  
 Race 6: SHEPPARD EARTHMOVING Maiden Handicap - 1200m  
 25 May 2024 - 19:50  
 Track Rating: Soft 5, Weather: Overcast, Rail Position: +3m Entire



Section	Overall	1000m	800m	600m	400m	200m
Section Times	1:15.36 [6] (0:15.13)	1:00.23 [12] (0:11.77)	0:48.46 [12] (0:11.78)	0:36.68 [12] (0:12.12)	0:24.56 [12] (0:12.17)	0:12.39 [8] (0:12.39)
Average Speed [km/h]	47.7	61.7	61.5	59.5	59.5	58.0
Top Speed [km/h]	63.7	63.0	62.3	60.6	60.1	58.9
Avg. Dist. to Rail [m]	5.1	2.9	1.7	0.8	0.9	3.5
Avg. Stride Freq. [Hz]	2.3	2.3	2.3	2.3	2.3	2.3
Avg. Stride Length [m]	5.8	7.3	7.4	7.3	7.2	7.1



- [ ] Ranking at each section and finish
- .-.- No data available at this section
- NA No data available





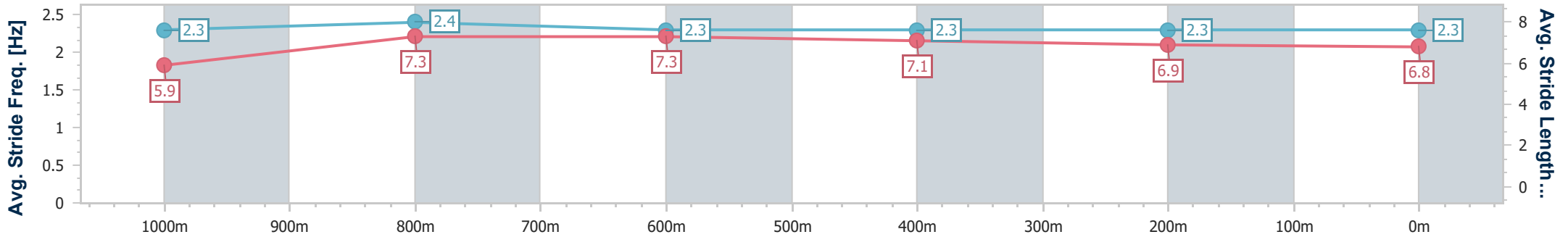
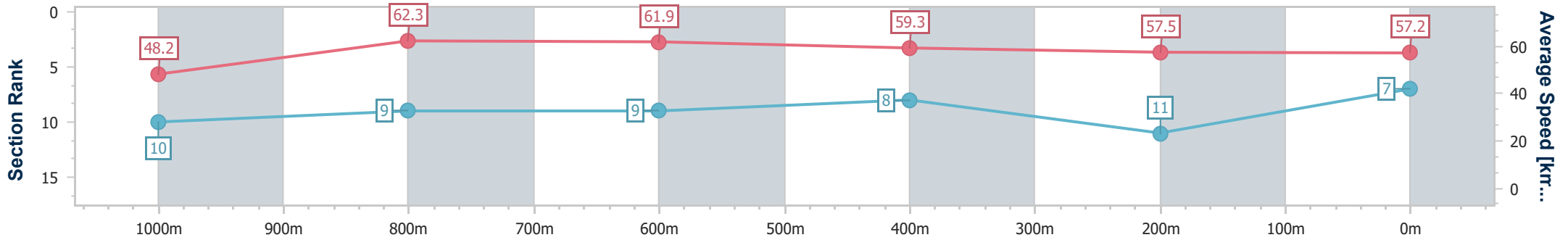
Horse/Jockey Name	Aurelian Blanc
Final Rank	7
Fastest Section Time (Section)	0:11.57 (1000m)
Top Speed [km/h] (Section)	63.4 (1000m)
Race State	Finished



Toowoomba QLD Professional  
 Race 6: SHEPPARD EARTHMOVING Maiden Handicap - 1200m  
 25 May 2024 - 19:50  
 Track Rating: Soft 5, Weather: Overcast, Rail Position: +3m Entire



Section	Overall	1000m	800m	600m	400m	200m
Section Times	1:15.84 [7] (0:14.95)	1:00.89 [10] (0:11.57)	0:49.32 [9] (0:11.73)	0:37.59 [9] (0:12.25)	0:25.34 [8] (0:12.71)	0:12.63 [11] (0:12.63)
Average Speed [km/h]	48.2	62.3	61.9	59.3	57.5	57.2
Top Speed [km/h]	63.3	63.4	62.6	61.3	59.2	58.9
Avg. Dist. to Rail [m]	4.5	0.8	2.2	2.3	5.0	7.5
Avg. Stride Freq. [Hz]	2.3	2.4	2.3	2.3	2.3	2.3
Avg. Stride Length [m]	5.9	7.3	7.3	7.1	6.9	6.8



- [ ] Ranking at each section and finish
- .-.- No data available at this section
- NA No data available



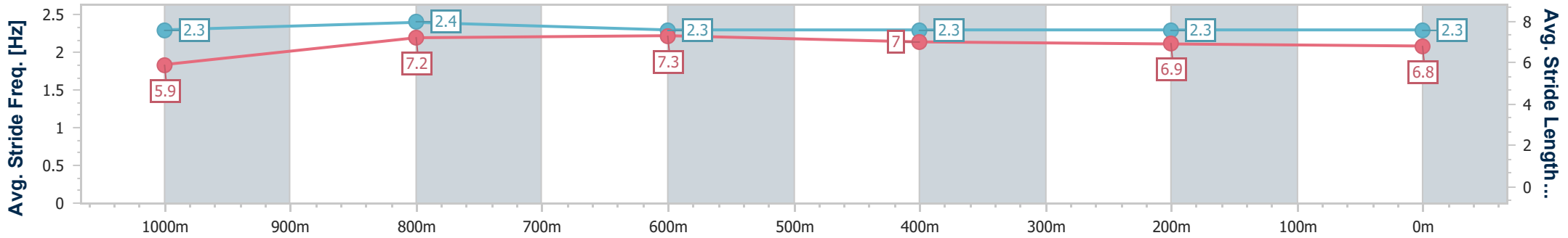
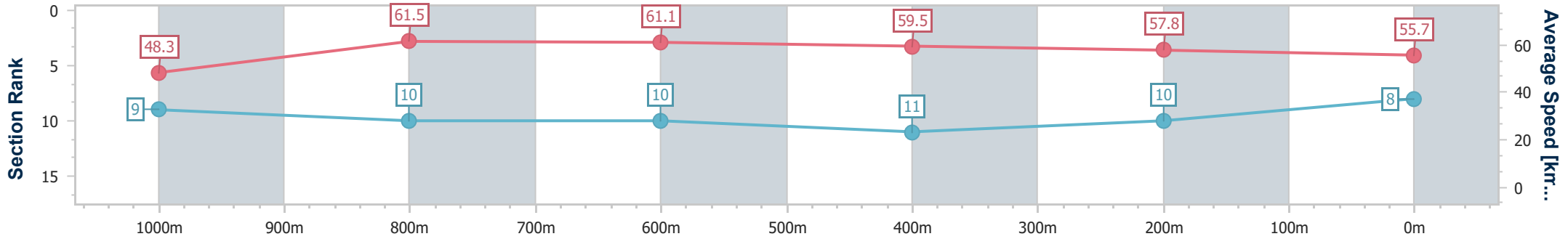
Horse/Jockey Name	Ready To Thunder
Final Rank	8
Fastest Section Time (Section)	0:11.76 (1000m)
Top Speed [km/h] (Section)	63.2 (1000m)
Race State	Finished



Toowoomba QLD Professional  
 Race 6: SHEPPARD EARTHMOVING Maiden Handicap - 1200m  
 25 May 2024 - 19:50  
 Track Rating: Soft 5, Weather: Overcast, Rail Position: +3m Entire



Section	Overall	1000m	800m	600m	400m	200m
Section Times	1:16.06 [8] (0:14.94)	1:01.12 [9] (0:11.76)	0:49.36 [10] (0:11.85)	0:37.51 [10] (0:12.15)	0:25.36 [11] (0:12.43)	0:12.93 [10]
Average Speed [km/h]	48.3	61.5	61.1	59.5	57.8	55.7
Top Speed [km/h]	62.3	63.2	62.4	59.9	59.2	56.4
Avg. Dist. to Rail [m]	3.7	1.4	1.8	0.9	0.5	1.5
Avg. Stride Freq. [Hz]	2.3	2.4	2.3	2.3	2.3	2.3
Avg. Stride Length [m]	5.9	7.2	7.3	7.0	6.9	6.8



- [ ] Ranking at each section and finish
- .-.- No data available at this section
- NA No data available



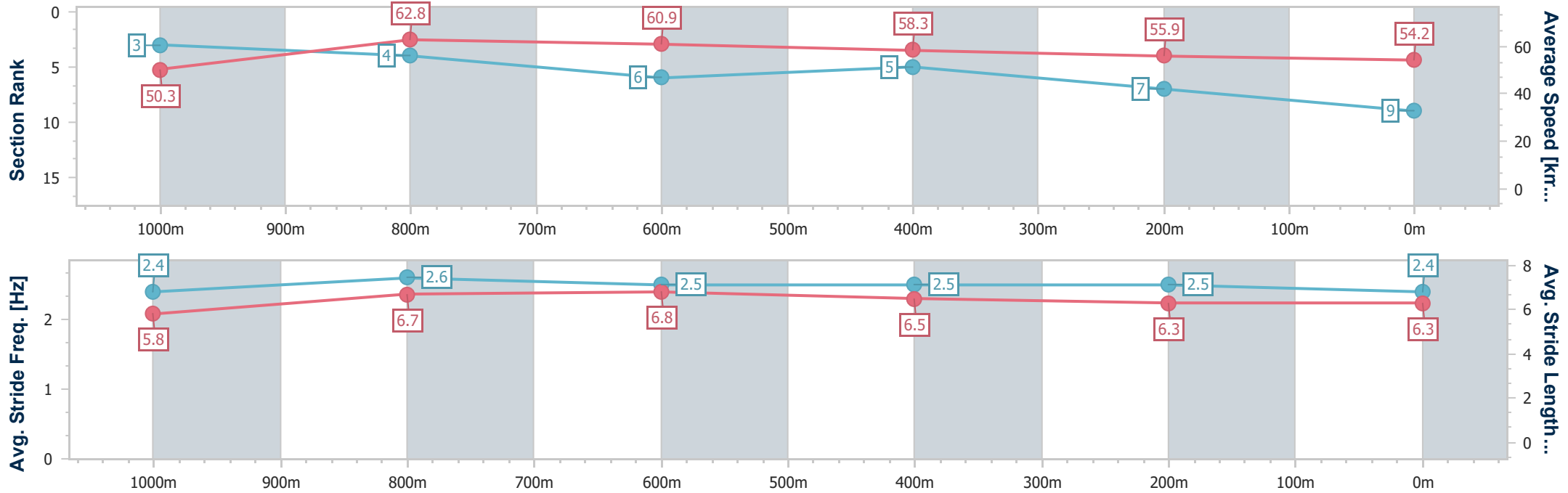
Horse/Jockey Name	Vegetable Lasagne
Final Rank	9
Fastest Section Time (Section)	0:11.56 (1000m)
Top Speed [km/h] (Section)	63.6 (1000m)
Race State	Finished



Toowoomba QLD Professional  
 Race 6: SHEPPARD EARTHMOVING Maiden Handicap - 1200m  
 25 May 2024 - 19:50  
 Track Rating: Soft 5, Weather: Overcast, Rail Position: +3m Entire



Section	Overall	1000m	800m	600m	400m	200m
Section Times	1:16.23 [9] (0:14.36)	1:01.87 [3] (0:11.56)	0:50.31 [4] (0:11.85)	0:38.46 [6] (0:12.31)	0:26.15 [5] (0:12.86)	0:13.29 [7] (0:13.29)
Average Speed [km/h]	50.3	62.8	60.9	58.3	55.9	54.2
Top Speed [km/h]	63.2	63.6	62.4	60.1	58.7	55.7
Avg. Dist. to Rail [m]	6.6	3.3	0.6	0.6	0.6	1.8
Avg. Stride Freq. [Hz]	2.4	2.6	2.5	2.5	2.5	2.4
Avg. Stride Length [m]	5.8	6.7	6.8	6.5	6.3	6.3



- [ ] Ranking at each section and finish
- .-.- No data available at this section
- NA No data available



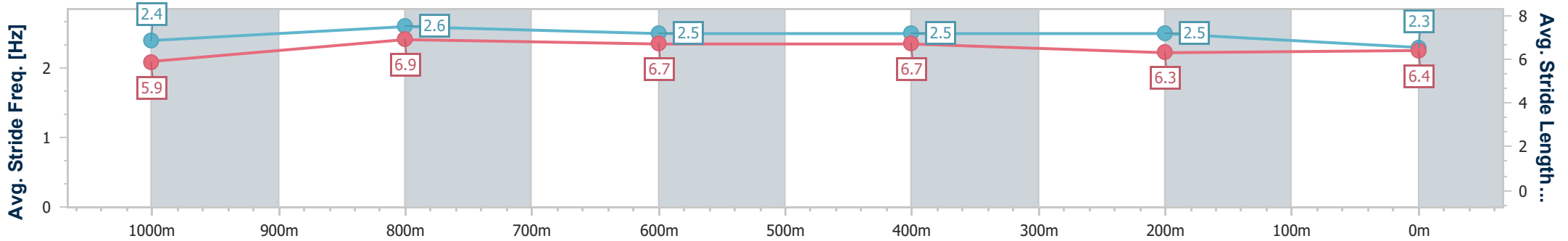
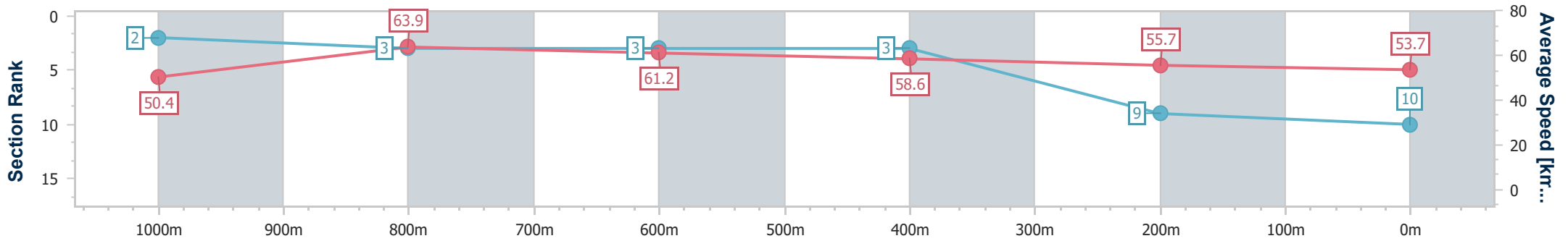
Horse/Jockey Name	Montagliari
Final Rank	10
Fastest Section Time (Section)	0:11.37 (1000m)
Top Speed [km/h] (Section)	65.9 (1000m)
Race State	Finished



Toowoomba QLD Professional  
 Race 6: SHEPPARD EARTHMOVING Maiden Handicap - 1200m  
 25 May 2024 - 19:50  
 Track Rating: Soft 5, Weather: Overcast, Rail Position: +3m Entire



Section	Overall	1000m	800m	600m	400m	200m
Section Times	1:16.48 [10] (0:14.30)	1:02.18 [2] (0:11.37)	0:50.81 [3] (0:11.84)	0:38.97 [3] (0:12.45)	0:26.52 [3] (0:13.14)	0:13.38 [9] (0:13.38)
Average Speed [km/h]	50.4	63.9	61.2	58.6	55.7	53.7
Top Speed [km/h]	65.2	65.9	62.9	60.1	57.6	54.5
Avg. Dist. to Rail [m]	9.0	2.4	1.8	2.0	4.2	4.4
Avg. Stride Freq. [Hz]	2.4	2.6	2.5	2.5	2.5	2.3
Avg. Stride Length [m]	5.9	6.9	6.7	6.7	6.3	6.4



- [ ] Ranking at each section and finish
- .-.- No data available at this section
- NA No data available



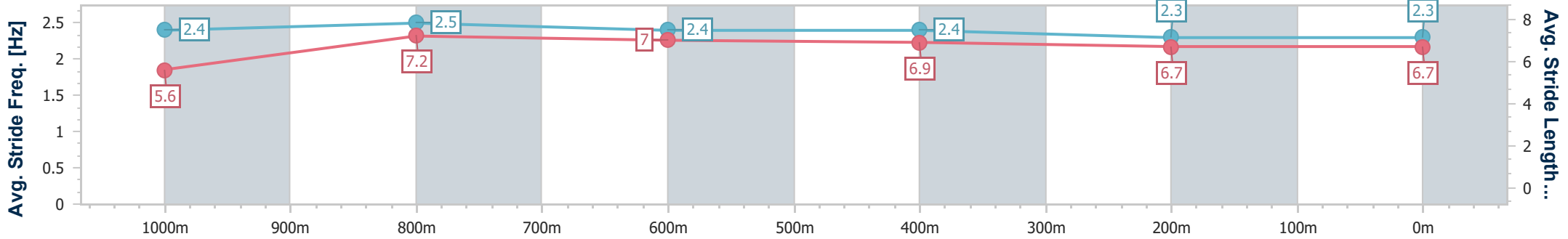
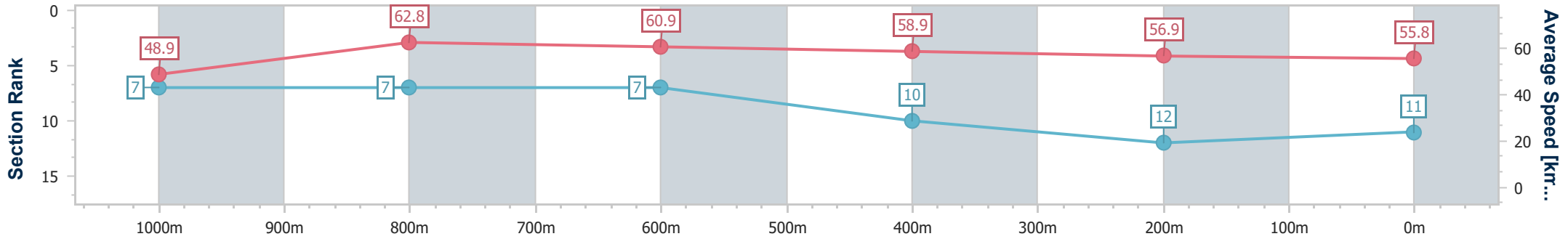
Horse/Jockey Name	Shalzer
Final Rank	11
Fastest Section Time (Section)	0:11.44 (1000m)
Top Speed [km/h] (Section)	64.8 (1000m)
Race State	Finished



Toowoomba QLD Professional  
 Race 6: SHEPPARD EARTHMOVING Maiden Handicap - 1200m  
 25 May 2024 - 19:50  
 Track Rating: Soft 5, Weather: Overcast, Rail Position: +3m Entire



Section	Overall	1000m	800m	600m	400m	200m
Section Times	1:16.49 [11] (0:14.78)	1:01.71 [7] (0:11.44)	0:50.27 [7] (0:11.95)	0:38.32 [7] (0:12.52)	0:25.80 [10] (0:12.87)	0:12.93 [12] (0:12.93)
Average Speed [km/h]	48.9	62.8	60.9	58.9	56.9	55.8
Top Speed [km/h]	64.0	64.8	63.5	61.2	58.8	56.8
Avg. Dist. to Rail [m]	4.0	1.1	4.1	4.7	4.7	5.6
Avg. Stride Freq. [Hz]	2.4	2.5	2.4	2.4	2.3	2.3
Avg. Stride Length [m]	5.6	7.2	7.0	6.9	6.7	6.7



- [ ] Ranking at each section and finish
- .-.- No data available at this section
- NA No data available



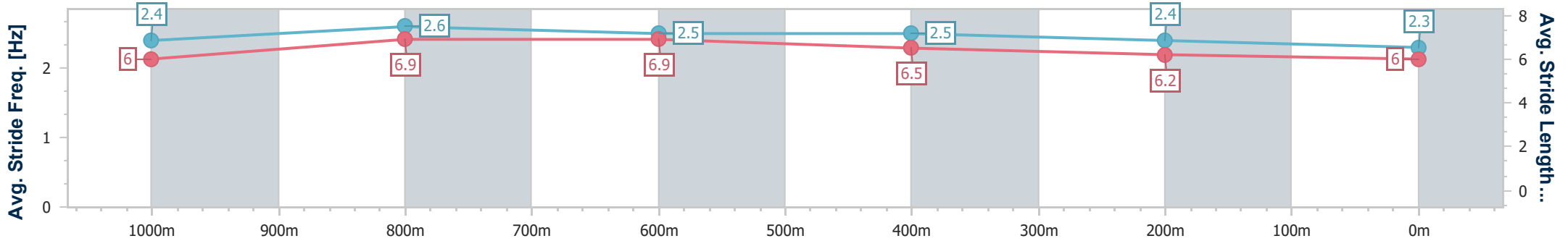
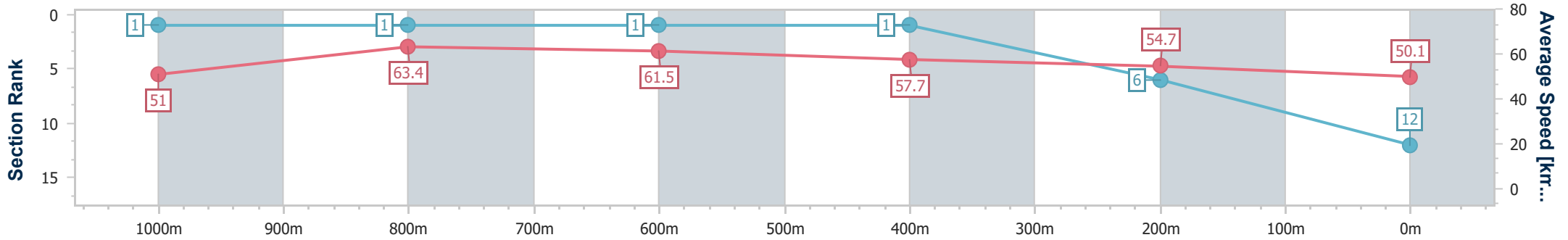
Horse/Jockey Name	Honey Queen
Final Rank	12
Fastest Section Time (Section)	0:11.35 (1000m)
Top Speed [km/h] (Section)	66.0 (Overall)
Race State	Finished



Toowoomba QLD Professional  
 Race 6: SHEPPARD EARTHMOVING Maiden Handicap - 1200m  
 25 May 2024 - 19:50  
 Track Rating: Soft 5, Weather: Overcast, Rail Position: +3m Entire



Section	Overall	1000m	800m	600m	400m	200m
Section Times	1:17.21 [12] (0:14.14)	1:03.07 [1] (0:11.35)	0:51.72 [1] (0:11.74)	0:39.98 [1] (0:12.51)	0:27.47 [1] (0:13.13)	0:14.34 [6] (0:14.34)
Average Speed [km/h]	51.0	63.4	61.5	57.7	54.7	50.1
Top Speed [km/h]	66.0	64.8	62.6	60.9	56.5	53.3
Avg. Dist. to Rail [m]	6.5	0.3	0.8	0.8	1.1	0.4
Avg. Stride Freq. [Hz]	2.4	2.6	2.5	2.5	2.4	2.3
Avg. Stride Length [m]	6.0	6.9	6.9	6.5	6.2	6.0



- [ ] Ranking at each section and finish
- .-.- No data available at this section
- NA No data available