



# Toowoomba QLD Professional

## Race 4: LAWRENCE & HANSON BENCHMARK 60 Handicap - 1050m

25 May 2024 - 18:40



Track Rating: Soft 5, Weather: Raining, Rail Position: +3m Entire

Section		Field Times											Last 600m					
Overall		1000m	800m	600m	400m	200m						0:35.45						
1:03.55 (0:05.51)		0:58.04 (0:11.31)	0:46.73 (0:11.28)	0:35.45 (0:11.51)	0:23.94 (0:11.77)	0:12.17 (0:12.17)												
Rank	TAB	Horse/Jockey	Barrier	Top Speed [km/h]	Fastest Section												Margin	Distance Travelled [m]
1	3	<b>BULSARA</b> Shania Willis	7	65.4 1000m	0:05.55 Overall	1:03.55 [1] (0:05.55)	0:58.00 [3] (0:11.27)	0:46.73 [1] (0:11.28)	0:35.45 [1] (0:11.51)	0:23.94 [1] (0:11.77)	0:12.17 [1] (0:12.17)	1:03.55	0:35.45					
2	5	<b>NICCI DE ROSA</b> Alisha Donald	9	64.8 1000m	0:05.51 Overall	1:03.92 [2] (0:05.51)	0:58.41 [1] (0:11.43)	0:46.98 [2] (0:11.27)	0:35.71 [2] (0:11.51)	0:24.20 [2] (0:11.74)	0:12.46 [2] (0:12.46)	2L	0:35.71	-1				
3	9	<b>NAUGHTY WORDS</b> Georgina Cartwright	6	65.9 1000m	0:05.68 Overall	1:03.94 [3] (0:05.68)	0:58.26 [4] (0:11.49)	0:46.77 [4] (0:11.34)	0:35.43 [5] (0:11.55)	0:23.88 [4] (0:11.81)	0:12.07 [4] (0:12.07)	2.1L	0:35.43	-1				
4	8	<b>MONTANA LADY</b> Nozi Tomizawa	3	65.8 1000m	0:06.00 Overall	1:04.03 [4] (0:06.00)	0:58.03 [8] (0:11.49)	0:46.54 [7] (0:11.19)	0:35.35 [7] (0:11.57)	0:23.78 [6] (0:11.74)	0:12.04 [5] (0:12.04)	2.6L	0:35.35	-1				
5	4	<b>TEMPLEMORE</b> Kenji Yoshida	1	65.6 1000m	0:05.94 Overall	1:04.13 [5] (0:05.94)	0:58.19 [7] (0:11.35)	0:46.84 [5] (0:11.20)	0:35.64 [4] (0:11.58)	0:24.06 [5] (0:11.73)	0:12.33 [3] (0:12.33)	3.1L	0:35.64	-1				
6	7	<b>TALANA</b> Jake Molloy	8	65.6 800m	0:05.93 Overall	1:04.14 [6] (0:05.93)	0:58.21 [6] (0:11.74)	0:46.47 [9] (0:11.04)	0:35.43 [8] (0:11.76)	0:23.67 [8] (0:11.63)	0:12.04 [7] (0:12.04)	3.2L	0:35.43	-1				
7	6	<b>RUBAAHY</b> Montanna Savva	10	65.6 800m	0:05.71 Overall	1:04.51 [7] (0:05.71)	0:58.80 [5] (0:11.78)	0:47.02 [6] (0:11.15)	0:35.87 [6] (0:11.71)	0:24.16 [7] (0:11.99)	0:12.17 [9] (0:12.17)	5.2L	0:35.87	+7				
8	2	<b>RIVER DANZKA</b> Dylan Bennett	4	64.2 1000m	0:06.10 Overall	1:04.53 [8] (0:06.10)	0:58.43 [10] (0:11.64)	0:46.79 [10] (0:11.37)	0:35.42 [10] (0:11.55)	0:23.87 [9] (0:11.67)	0:12.20 [8] (0:12.20)	5.3L	0:35.42	+0				
9	12	<b>SUPER EXCEPTIONAL</b> Savannah McCann	2	66.3 1000m	0:06.05 Overall	1:04.86 [9] (0:06.05)	0:58.81 [9] (0:11.52)	0:47.29 [8] (0:11.22)	0:36.07 [9] (0:11.88)	0:24.19 [10] (0:11.83)	0:12.36 [10] (0:12.36)	7.1L	0:36.07	+0				
10	11	<b>MAGIC TALENT</b> Madeleine Wishart	11	65.9 1000m	0:05.52 Overall	1:05.12 [10] (0:05.52)	0:59.60 [2] (0:11.53)	0:48.07 [3] (0:11.24)	0:36.83 [3] (0:11.66)	0:25.17 [3] (0:12.13)	0:13.04 [6] (0:13.04)	8.6L	0:36.83	+6				

Scratched: Mr Encore (#1), Smiling Zac (#10)



Horse/Jockey Name	Bulsara
Final Rank	1
Fastest Section Time (Section)	0:05.55 (Overall)
Top Speed [km/h] (Section)	65.4 (1000m)
Race State	Finished



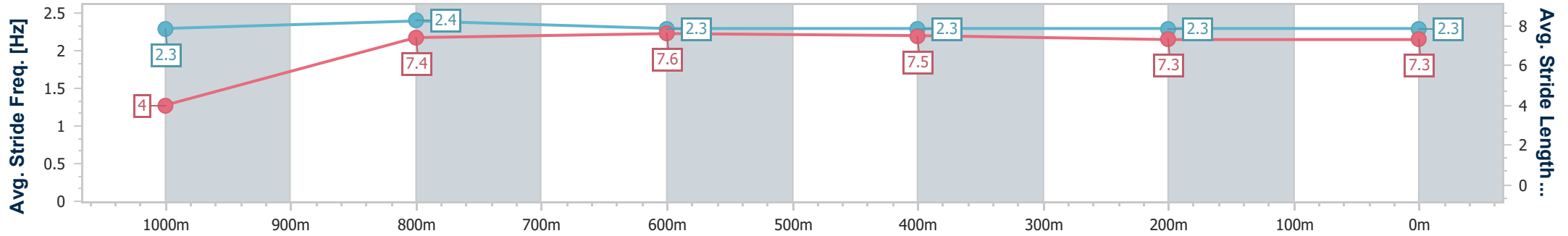
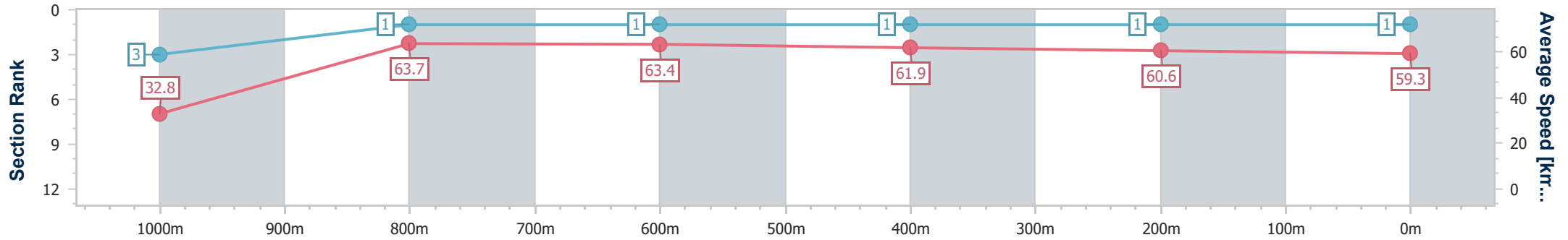
Toowoomba QLD Professional  
Race 4: LAWRENCE & HANSON BENCHMARK 60 Handicap - 1050m



25 May 2024 - 18:40

Track Rating: Soft 5, Weather: Raining, Rail Position: +3m Entire

Section	Overall	1000m	800m	600m	400m	200m
Section Times	1:03.55 [1] (0:05.55)	0:58.00 [3] (0:11.27)	0:46.73 [1] (0:11.28)	0:35.45 [1] (0:11.51)	0:23.94 [1] (0:11.77)	0:12.17 [1] (0:12.17)
Average Speed [km/h]	32.8	63.7	63.4	61.9	60.6	59.3
Top Speed [km/h]	58.7	65.4	63.8	63.5	61.5	60.5
Avg. Dist. to Rail [m]	4.3	1.6	2.1	1.6	1.4	0.3
Avg. Stride Freq. [Hz]	2.3	2.4	2.3	2.3	2.3	2.3
Avg. Stride Length [m]	4.0	7.4	7.6	7.5	7.3	7.3



- [ ] Ranking at each section and finish
- .-.- No data available at this section
- NA No data available



Horse/Jockey Name	Nicci De Rosa
Final Rank	2
Fastest Section Time (Section)	0:05.51 (Overall)
Top Speed [km/h] (Section)	64.8 (1000m)
Race State	Finished



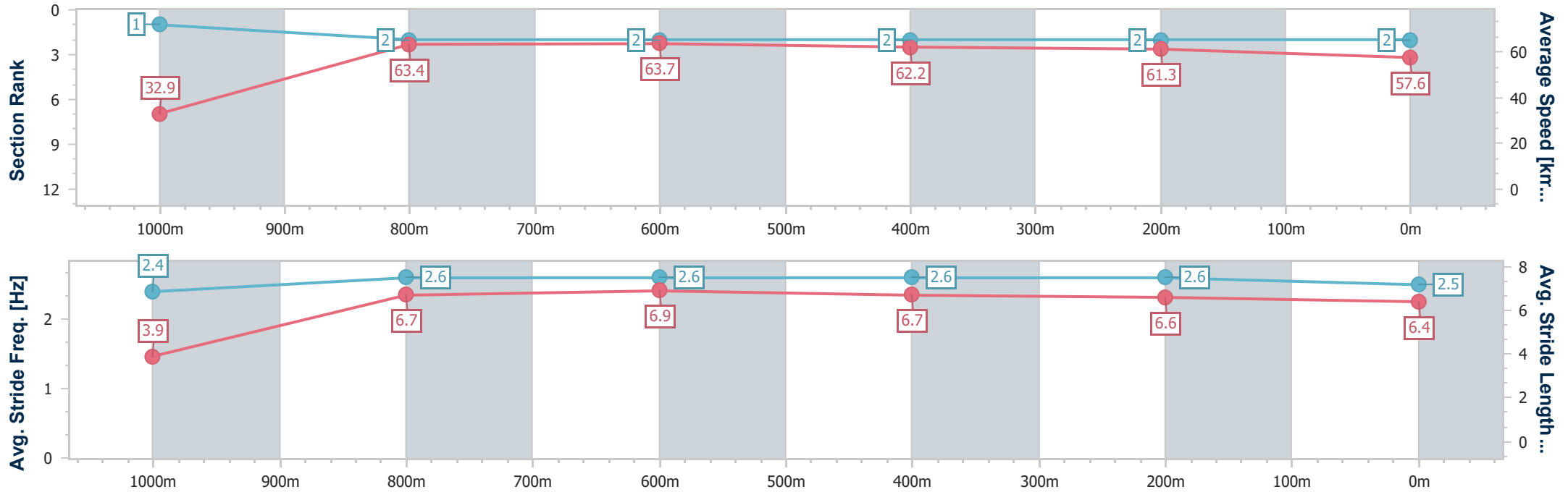
Toowoomba QLD Professional  
 Race 4: LAWRENCE & HANSON BENCHMARK 60 Handicap - 1050m



25 May 2024 - 18:40

Track Rating: Soft 5, Weather: Raining, Rail Position: +3m Entire

Section	Overall	1000m	800m	600m	400m	200m
Section Times	1:03.92 [2] (0:05.51)	0:58.41 [1] (0:11.43)	0:46.98 [2] (0:11.27)	0:35.71 [2] (0:11.51)	0:24.20 [2] (0:11.74)	0:12.46 [2] (0:12.46)
Average Speed [km/h]	32.9	63.4	63.7	62.2	61.3	57.6
Top Speed [km/h]	57.7	64.8	64.4	64.3	62.0	60.2
Avg. Dist. to Rail [m]	7.3	3.3	0.4	0.7	0.6	0.7
Avg. Stride Freq. [Hz]	2.4	2.6	2.6	2.6	2.6	2.5
Avg. Stride Length [m]	3.9	6.7	6.9	6.7	6.6	6.4



- [ ] Ranking at each section and finish
- .-.- No data available at this section
- NA No data available



Horse/Jockey Name	Naughty Words
Final Rank	3
Fastest Section Time (Section)	0:05.68 (Overall)
Top Speed [km/h] (Section)	65.9 (1000m)
Race State	Finished



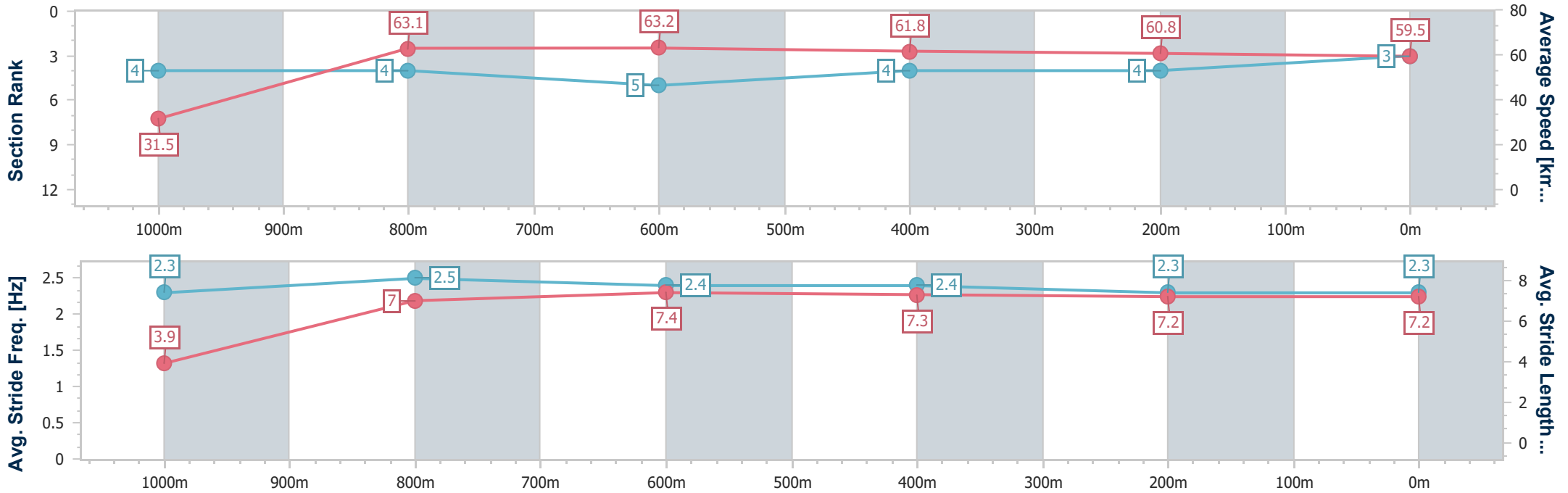
Toowoomba QLD Professional  
 Race 4: LAWRENCE & HANSON BENCHMARK 60 Handicap - 1050m



25 May 2024 - 18:40

Track Rating: Soft 5, Weather: Raining, Rail Position: +3m Entire

Section	Overall	1000m	800m	600m	400m	200m
Section Times	1:03.94 [3] (0:05.68)	0:58.26 [4] (0:11.49)	0:46.77 [4] (0:11.34)	0:35.43 [5] (0:11.55)	0:23.88 [4] (0:11.81)	0:12.07 [4] (0:12.07)
Average Speed [km/h]	31.5	63.1	63.2	61.8	60.8	59.5
Top Speed [km/h]	56.7	65.9	63.8	63.4	61.9	60.7
Avg. Dist. to Rail [m]	3.8	2.4	1.5	1.6	1.1	2.3
Avg. Stride Freq. [Hz]	2.3	2.5	2.4	2.4	2.3	2.3
Avg. Stride Length [m]	3.9	7.0	7.4	7.3	7.2	7.2



- [ ] Ranking at each section and finish
- .-.- No data available at this section
- NA No data available



Horse/Jockey Name	Montana Lady
Final Rank	4
Fastest Section Time (Section)	0:06.00 (Overall)
Top Speed [km/h] (Section)	65.8 (1000m)
Race State	Finished



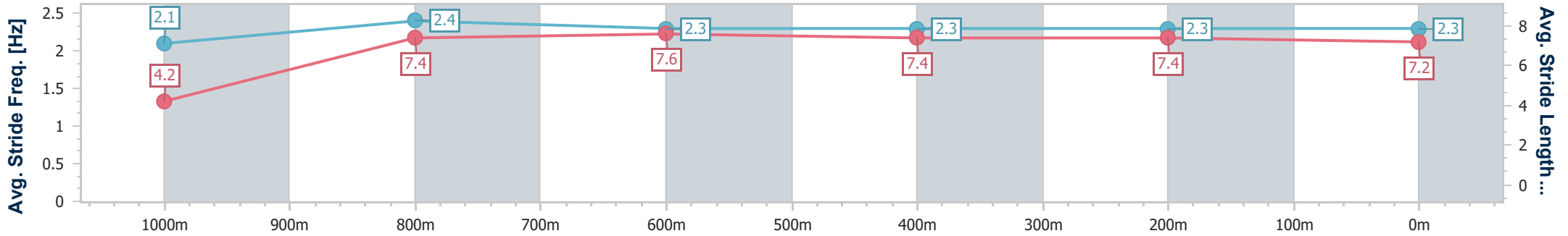
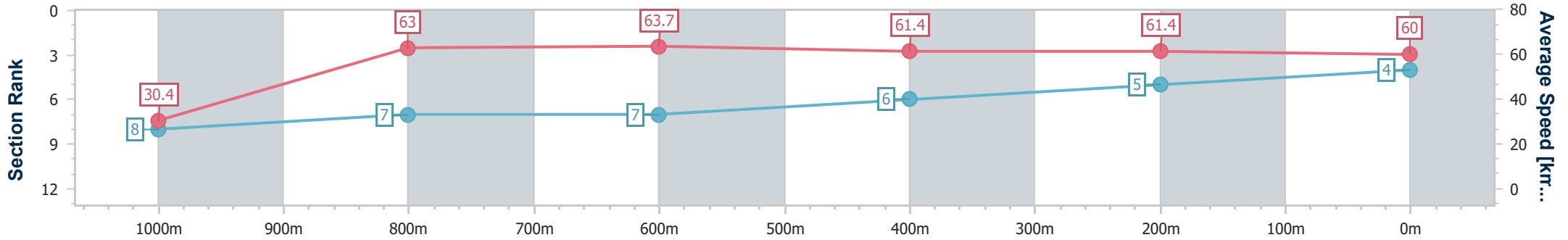
Toowoomba QLD Professional  
 Race 4: LAWRENCE & HANSON BENCHMARK 60 Handicap - 1050m



25 May 2024 - 18:40

Track Rating: Soft 5, Weather: Raining, Rail Position: +3m Entire

Section	Overall	1000m	800m	600m	400m	200m
Section Times	1:04.03 [4] (0:06.00)	0:58.03 [8] (0:11.49)	0:46.54 [7] (0:11.19)	0:35.35 [7] (0:11.57)	0:23.78 [6] (0:11.74)	0:12.04 [5]
Average Speed [km/h]	30.4	63.0	63.7	61.4	61.4	60.0
Top Speed [km/h]	55.9	65.8	65.8	63.7	62.0	60.6
Avg. Dist. to Rail [m]	2.2	1.8	2.4	2.2	2.2	5.3
Avg. Stride Freq. [Hz]	2.1	2.4	2.3	2.3	2.3	2.3
Avg. Stride Length [m]	4.2	7.4	7.6	7.4	7.4	7.2



- [ ] Ranking at each section and finish
- .-.- No data available at this section
- NA No data available



Horse/Jockey Name	Templemore
Final Rank	5
Fastest Section Time (Section)	0:05.94 (Overall)
Top Speed [km/h] (Section)	65.6 (1000m)
Race State	Finished



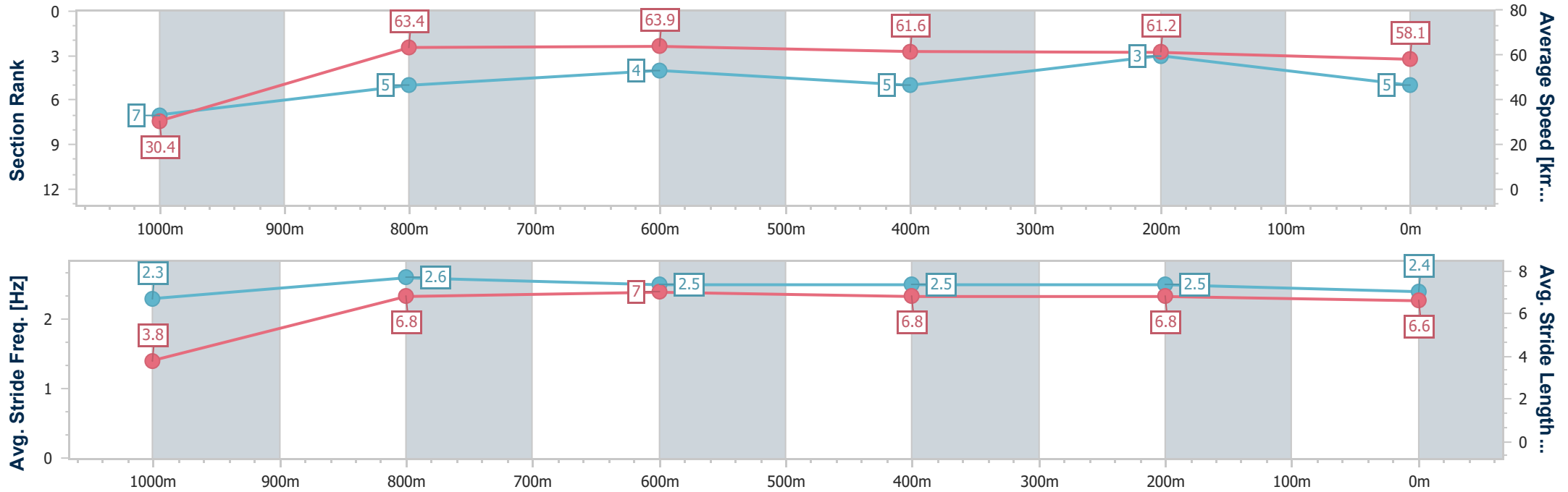
Toowoomba QLD Professional  
 Race 4: LAWRENCE & HANSON BENCHMARK 60 Handicap - 1050m



25 May 2024 - 18:40

Track Rating: Soft 5, Weather: Raining, Rail Position: +3m Entire

Section	Overall	1000m	800m	600m	400m	200m
Section Times	1:04.13 [5] (0:05.94)	0:58.19 [7] (0:11.35)	0:46.84 [5] (0:11.20)	0:35.64 [4] (0:11.58)	0:24.06 [5] (0:11.73)	0:12.33 [3] (0:12.33)
Average Speed [km/h]	30.4	63.4	63.9	61.6	61.2	58.1
Top Speed [km/h]	57.4	65.6	64.7	63.5	61.9	60.1
Avg. Dist. to Rail [m]	1.2	0.9	2.0	1.4	1.0	0.6
Avg. Stride Freq. [Hz]	2.3	2.6	2.5	2.5	2.5	2.4
Avg. Stride Length [m]	3.8	6.8	7.0	6.8	6.8	6.6



- [ ] Ranking at each section and finish
- .-.- No data available at this section
- NA No data available



Horse/Jockey Name	Talana
Final Rank	6
Fastest Section Time (Section)	0:05.93 (Overall)
Top Speed [km/h] (Section)	65.6 (800m)
Race State	Finished



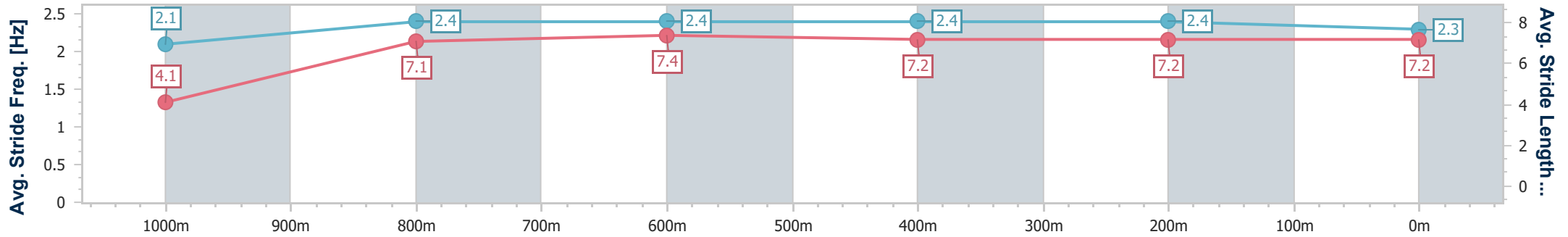
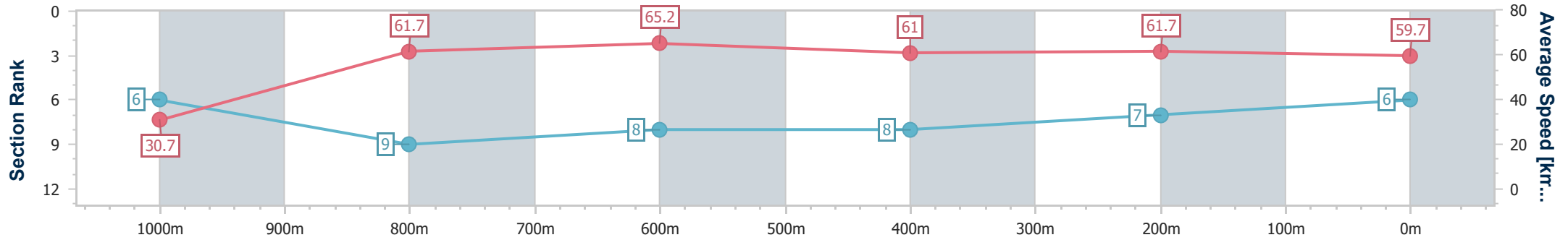
Toowoomba QLD Professional  
 Race 4: LAWRENCE & HANSON BENCHMARK 60 Handicap - 1050m



25 May 2024 - 18:40

Track Rating: Soft 5, Weather: Raining, Rail Position: +3m Entire

Section	Overall	1000m	800m	600m	400m	200m
Section Times	1:04.14 [6] (0:05.93)	0:58.21 [6] (0:11.74)	0:46.47 [9] (0:11.04)	0:35.43 [8] (0:11.76)	0:23.67 [8] (0:11.63)	0:12.04 [7] (0:12.04)
Average Speed [km/h]	30.7	61.7	65.2	61.0	61.7	59.7
Top Speed [km/h]	55.9	63.7	65.6	63.6	62.9	62.6
Avg. Dist. to Rail [m]	5.4	2.9	0.6	0.6	1.2	0.3
Avg. Stride Freq. [Hz]	2.1	2.4	2.4	2.4	2.4	2.3
Avg. Stride Length [m]	4.1	7.1	7.4	7.2	7.2	7.2



- [ ] Ranking at each section and finish
- .-.- No data available at this section
- NA No data available



Horse/Jockey Name	Rubaahy
Final Rank	7
Fastest Section Time (Section)	0:05.71 (Overall)
Top Speed [km/h] (Section)	65.6 (800m)
Race State	Finished



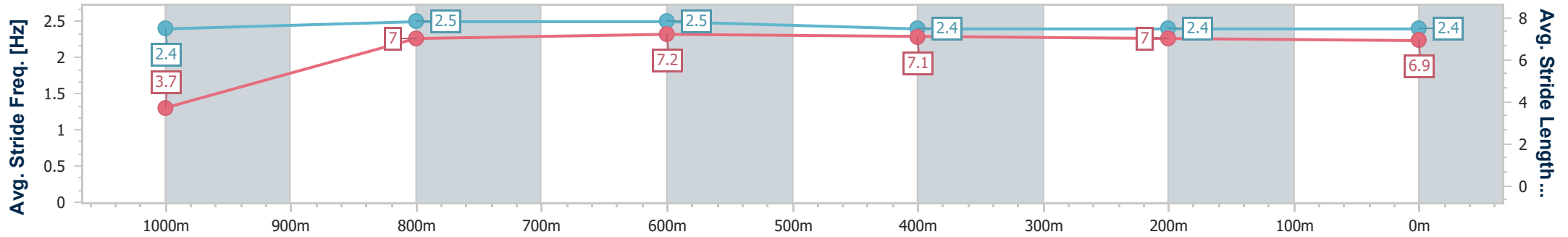
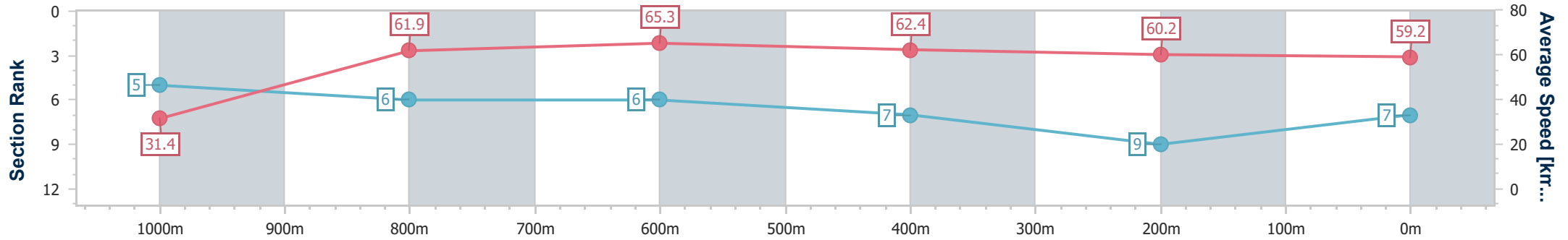
Toowoomba QLD Professional  
 Race 4: LAWRENCE & HANSON BENCHMARK 60 Handicap - 1050m



25 May 2024 - 18:40

Track Rating: Soft 5, Weather: Raining, Rail Position: +3m Entire

Section	Overall	1000m	800m	600m	400m	200m
Section Times	1:04.51 [7] (0:05.71)	0:58.80 [5] (0:11.78)	0:47.02 [6] (0:11.15)	0:35.87 [6] (0:11.71)	0:24.16 [7] (0:11.99)	0:12.17 [9] (0:12.17)
Average Speed [km/h]	31.4	61.9	65.3	62.4	60.2	59.2
Top Speed [km/h]	55.7	64.0	65.6	64.3	61.4	59.8
Avg. Dist. to Rail [m]	8.1	4.9	2.7	2.6	2.3	3.9
Avg. Stride Freq. [Hz]	2.4	2.5	2.5	2.4	2.4	2.4
Avg. Stride Length [m]	3.7	7.0	7.2	7.1	7.0	6.9



- [ ] Ranking at each section and finish
- .-.- No data available at this section
- NA No data available





Horse/Jockey Name	River Danzka
Final Rank	8
Fastest Section Time (Section)	0:06.10 (Overall)
Top Speed [km/h] (Section)	64.2 (1000m)
Race State	Finished



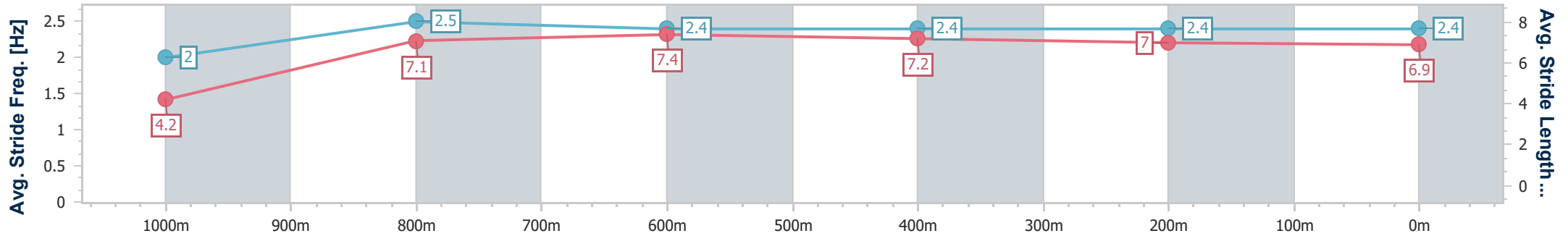
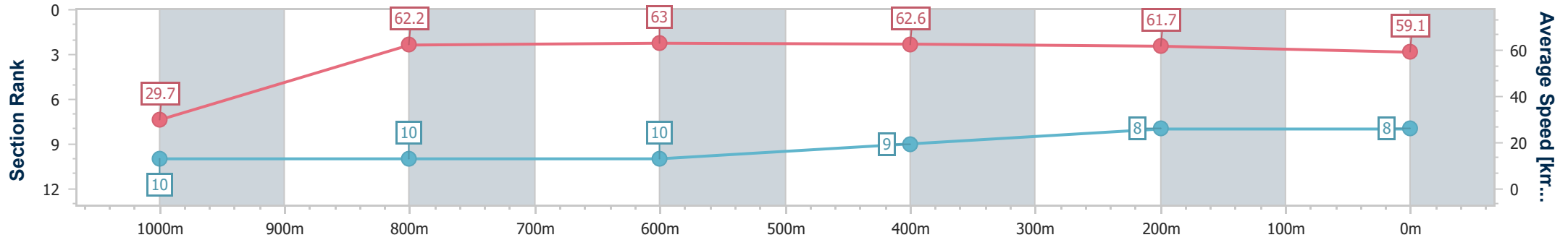
Toowoomba QLD Professional  
Race 4: LAWRENCE & HANSON BENCHMARK 60 Handicap - 1050m



25 May 2024 - 18:40

Track Rating: Soft 5, Weather: Raining, Rail Position: +3m Entire

Section	Overall	1000m	800m	600m	400m	200m
Section Times	1:04.53 [8] (0:06.10)	0:58.43 [10] (0:11.64)	0:46.79 [10] (0:11.37)	0:35.42 [10] (0:11.55)	0:23.87 [9] (0:11.67)	0:12.20 [8] (0:12.20)
Average Speed [km/h]	29.7	62.2	63.0	62.6	61.7	59.1
Top Speed [km/h]	58.1	64.2	64.1	63.7	62.9	61.3
Avg. Dist. to Rail [m]	2.6	1.5	0.5	0.4	0.9	0.9
Avg. Stride Freq. [Hz]	2.0	2.5	2.4	2.4	2.4	2.4
Avg. Stride Length [m]	4.2	7.1	7.4	7.2	7.0	6.9



- [ ] Ranking at each section and finish
- .-.- No data available at this section
- NA No data available



Horse/Jockey Name	Super Exceptional
Final Rank	9
Fastest Section Time (Section)	0:06.05 (Overall)
Top Speed [km/h] (Section)	66.3 (1000m)
Race State	Finished



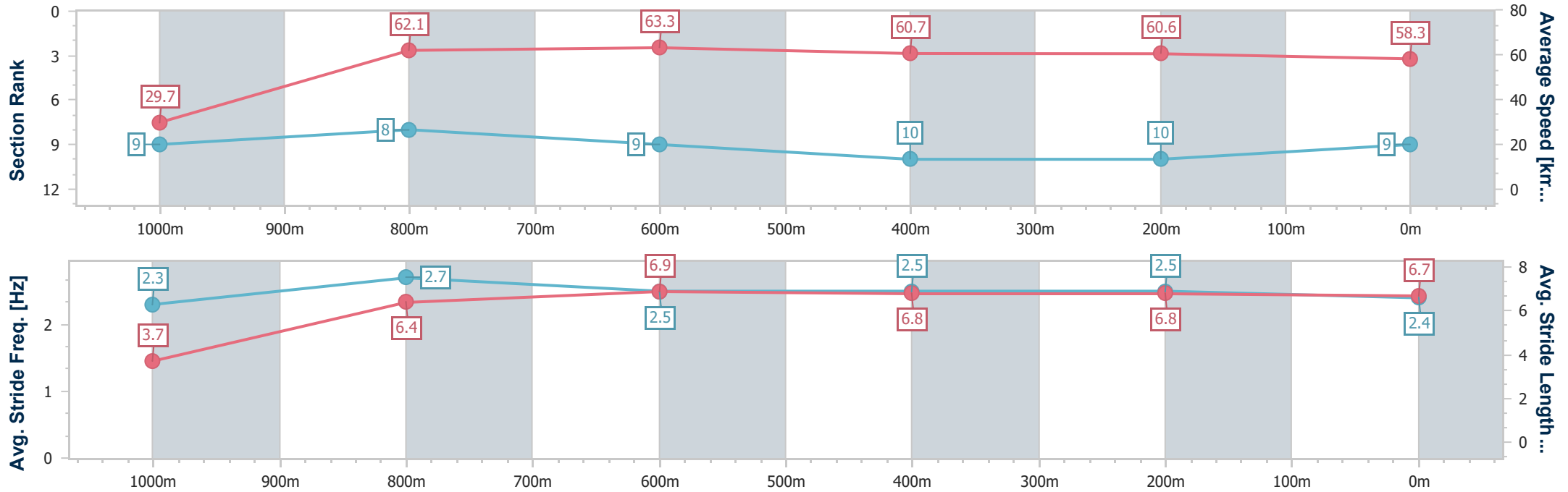
Toowoomba QLD Professional  
Race 4: LAWRENCE & HANSON BENCHMARK 60 Handicap - 1050m



25 May 2024 - 18:40

Track Rating: Soft 5, Weather: Raining, Rail Position: +3m Entire

Section	Overall	1000m	800m	600m	400m	200m
Section Times	1:04.86 [9] (0:06.05)	0:58.81 [9] (0:11.52)	0:47.29 [8] (0:11.22)	0:36.07 [9] (0:11.88)	0:24.19 [10] (0:11.83)	0:12.36 [10] (0:12.36)
Average Speed [km/h]	29.7	62.1	63.3	60.7	60.6	58.3
Top Speed [km/h]	59.2	66.3	63.9	62.6	61.9	60.8
Avg. Dist. to Rail [m]	1.3	2.1	3.5	0.9	0.5	0.9
Avg. Stride Freq. [Hz]	2.3	2.7	2.5	2.5	2.5	2.4
Avg. Stride Length [m]	3.7	6.4	6.9	6.8	6.8	6.7



- [ ] Ranking at each section and finish
- .-.- No data available at this section
- NA No data available



Horse/Jockey Name	Magic Talent
Final Rank	10
Fastest Section Time (Section)	0:05.52 (Overall)
Top Speed [km/h] (Section)	65.9 (1000m)
Race State	Finished



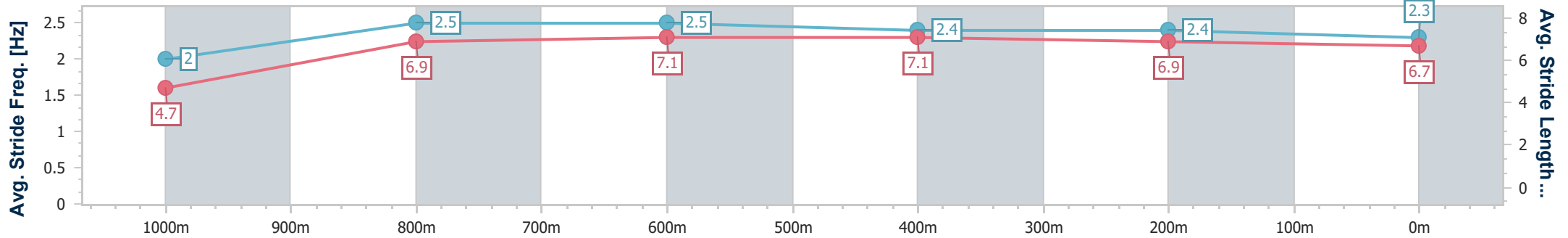
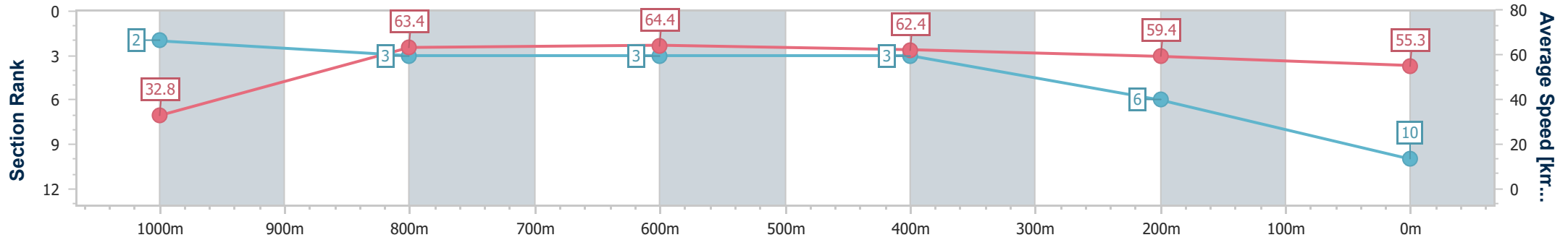
Toowoomba QLD Professional  
 Race 4: LAWRENCE & HANSON BENCHMARK 60 Handicap - 1050m



25 May 2024 - 18:40

Track Rating: Soft 5, Weather: Raining, Rail Position: +3m Entire

Section	Overall	1000m	800m	600m	400m	200m
Section Times	1:05.12 [10] (0:05.52)	0:59.60 [2] (0:11.53)	0:48.07 [3] (0:11.24)	0:36.83 [3] (0:11.66)	0:25.17 [3] (0:12.13)	0:13.04 [6] (0:13.04)
Average Speed [km/h]	32.8	63.4	64.4	62.4	59.4	55.3
Top Speed [km/h]	56.7	65.9	65.1	64.0	61.6	58.4
Avg. Dist. to Rail [m]	11.4	7.0	2.2	1.9	1.7	2.7
Avg. Stride Freq. [Hz]	2.0	2.5	2.5	2.4	2.4	2.3
Avg. Stride Length [m]	4.7	6.9	7.1	7.1	6.9	6.7



- [ ] Ranking at each section and finish
- .-.- No data available at this section
- NA No data available