



# Toowoomba QLD Professional

## Race 1: BNW AUTOMOTIVE BENCHMARK 60 Handicap - 1300m

25 May 2024 - 16:56



Track Rating: Good 4, Weather: Overcast, Rail Position: +3m Entire

Section		Field Times										Last 600m	
		Overall	1200m	1000m	800m	600m	400m						
		1:19.50 (0:08.45)	1:11.05 (0:11.41)	0:59.64 (0:11.93)	0:47.71 (0:11.74)	0:35.97 (0:11.76)	0:24.21 (0:12.09)						0:35.97
Rank	TAB	Horse/Jockey	Barrier	Top Speed [km/h]	Fastest Section							Distance Travelled [m]	
1	7	ARCHER'S GAME Dylan Bennett	1	64.6 1200m	0:08.51 Overall	1:19.50 [1] (0:08.51)	1:10.99 [2] (0:11.43)	0:59.56 [2] (0:12.24)	0:47.32 [4] (0:11.69)	0:35.63 [3] (0:11.74)	0:23.89 [3] (0:11.80)	0:35.63	
2	6	WEST CORK Nathan Evans	4	66.9 1200m	0:08.45 Overall	1:19.70 [2] (0:08.45)	1:11.25 [1] (0:11.41)	0:59.84 [1] (0:12.00)	0:47.84 [2] (0:11.67)	0:36.17 [1] (0:11.76)	0:24.41 [1] (0:12.09)	0:36.17	-1
3	1	LATENIGHTTOUGHGUY Karl Zechner	15	64.8 1200m	0:09.19 Overall	1:19.72 [3] (0:09.19)	1:10.53 [7] (0:11.31)	0:59.22 [6] (0:12.11)	0:47.11 [7] (0:11.67)	0:35.44 [7] (0:11.63)	0:23.81 [4] (0:11.64)	0:35.44	+0
4	4	ANYWAY YOU WANT IT Jake Molloy	3	63.8 1200m	0:08.61 Overall	1:20.20 [4] (0:08.61)	1:11.59 [3] (0:11.49)	1:00.10 [5] (0:12.24)	0:47.86 [5] (0:11.82)	0:36.04 [5] (0:11.85)	0:24.19 [6] (0:11.99)	0:36.04	+3
5	8	ALFA LILY Olivia Webb	8	64.4 1200m	0:08.65 Overall	1:20.42 [5] (0:08.65)	1:11.77 [4] (0:11.38)	1:00.39 [4] (0:11.76)	0:48.63 [1] (0:11.84)	0:36.79 [2] (0:11.91)	0:24.88 [2] (0:12.16)	0:36.79	+4
6	3	DROP THE PILOT Tahlia Fenlon	10	63.7 1200m	0:09.02 Overall	1:20.51 [6] (0:09.02)	1:11.49 [6] (0:11.64)	0:59.85 [8] (0:12.23)	0:47.62 [8] (0:11.73)	0:35.89 [8] (0:11.83)	0:24.06 [9] (0:11.96)	0:35.89	+1
7	12	MILAGRO Emily Lang	2	65.1 1200m	0:09.27 Overall	1:20.53 [7] (0:09.27)	1:11.26 [8] (0:11.26)	1:00.00 [7] (0:11.94)	0:48.06 [6] (0:11.75)	0:36.31 [6] (0:11.73)	0:24.58 [5] (0:12.06)	0:36.31	+7
8	2	JUBAI PRIDE Alisha Donald	13	63.3 600m	0:09.27 Overall	1:20.88 [8] (0:09.27)	1:11.61 [9] (0:11.73)	0:59.88 [10] (0:12.16)	0:47.72 [10] (0:11.64)	0:36.08 [10] (0:11.62)	0:24.46 [8] (0:12.04)	0:36.08	+1
9	9	EPICURIUS Wayne O'Connell	6	66.8 1200m	0:09.76 Overall	1:21.56 [9] (0:09.76)	1:11.80 [10] (0:11.21)	1:00.59 [9] (0:12.00)	0:48.59 [9] (0:11.75)	0:36.84 [9] (0:11.83)	0:25.01 [10] (0:12.16)	0:36.84	+0
10	11	MISTER HEMSWORTH Les Tilley	7	65.3 1200m	0:08.76 Overall	1:22.51 [10] (0:08.76)	1:13.75 [5] (0:11.22)	1:02.53 [3] (0:12.17)	0:50.36 [3] (0:11.85)	0:38.51 [4] (0:12.27)	0:26.24 [7] (0:12.63)	0:38.51	+6

Scratched: Flash Zariz (#5), Abb Roy (#15), Bull Dimple Rum (#14), Final Selection (#10), Above The Sky (#17), Vulture Street (#16), Going To The Sun (#13)

Report Created: Sat 25 May 2024 17:21 GMT+10 (Note: Timing is based on position data)

Page 1/12

[ ] Ranking at each section and finish  
 -:-:- No data available at this section  
 NA No data available

SCN Saddle cloth number  
 DNF Did not finish  
 DNT Did not track

data processed by TRIPLESDATA



# Toowoomba QLD Professional

## Race 1: BNW AUTOMOTIVE BENCHMARK 60 Handicap - 1300m

25 May 2024 - 16:56



Track Rating: Good 4, Weather: Overcast, Rail Position: +3m Entire

Section							200m			Last 600m
Field Times							0:12.12 (0:12.12)			0:35.97
Rank	TAB	Horse/Jockey	Barrier	Top Speed [km/h]	Fastest Section	Margin			Distance Travelled [m]	
1	7	<b>ARCHER'S GAME</b> Dylan Bennett	1	64.6 1200m	0:08.51 Overall	0:12.09 [2] (0:12.09)	1:19.50		0:35.63	
2	6	<b>WEST CORK</b> Nathan Evans	4	66.9 1200m	0:08.45 Overall	0:12.32 [1] (0:12.32)	1L		0:36.17 -1	
3	1	<b>LATENIGHTTOUGHGUY</b> Karl Zechner	15	64.8 1200m	0:09.19 Overall	0:12.17 [3] (0:12.17)	1.1L		0:35.44 +0	
4	4	<b>ANYWAY YOU WANT IT</b> Jake Molloy	3	63.8 1200m	0:08.61 Overall	0:12.20 [5] (0:12.20)	3.9L		0:36.04 +3	
5	8	<b>ALFA LILY</b> Olivia Webb	8	64.4 1200m	0:08.65 Overall	0:12.72 [4] (0:12.72)	5.2L		0:36.79 +4	
6	3	<b>DROP THE PILOT</b> Tahlia Fenlon	10	63.7 1200m	0:09.02 Overall	0:12.10 [7] (0:12.10)	5.7L		0:35.89 +1	
7	12	<b>MILAGRO</b> Emily Lang	2	65.1 1200m	0:09.27 Overall	0:12.52 [6] (0:12.52)	5.8L		0:36.31 +7	
8	2	<b>JUBAI PRIDE</b> Alisha Donald	13	63.3 600m	0:09.27 Overall	0:12.42 [8] (0:12.42)	7.8L		0:36.08 +1	
9	9	<b>EPICURIUS</b> Wayne O'Connell	6	66.8 1200m	0:09.76 Overall	0:12.85 [9] (0:12.85)	11.8L		0:36.84 +0	
10	11	<b>MISTER HEMSWORTH</b> Les Tilley	7	65.3 1200m	0:08.76 Overall	0:13.61 [10] (0:13.61)	17.3L		0:38.51 +6	

Scratched: Flash Zariz (#5), Abb Roy (#15), Bull Dimple Rum (#14), Final Selection (#10), Above The Sky (#17), Vulture Street (#16), Going To The Sun (#13)

Report Created: Sat 25 May 2024 17:21 GMT+10 (Note: Timing is based on position data)

Page 2/12

[ ] Ranking at each section and finish  
 -:-:- No data available at this section  
 NA No data available

SCN Saddle cloth number  
 DNF Did not finish  
 DNT Did not track

data processed by TRIPLESDATA



Horse/Jockey Name	Archer's Game
Final Rank	1
Fastest Section Time (Section)	0:08.51 (Overall)
Top Speed [km/h] (Section)	64.6 (1200m)
Race State	Finished



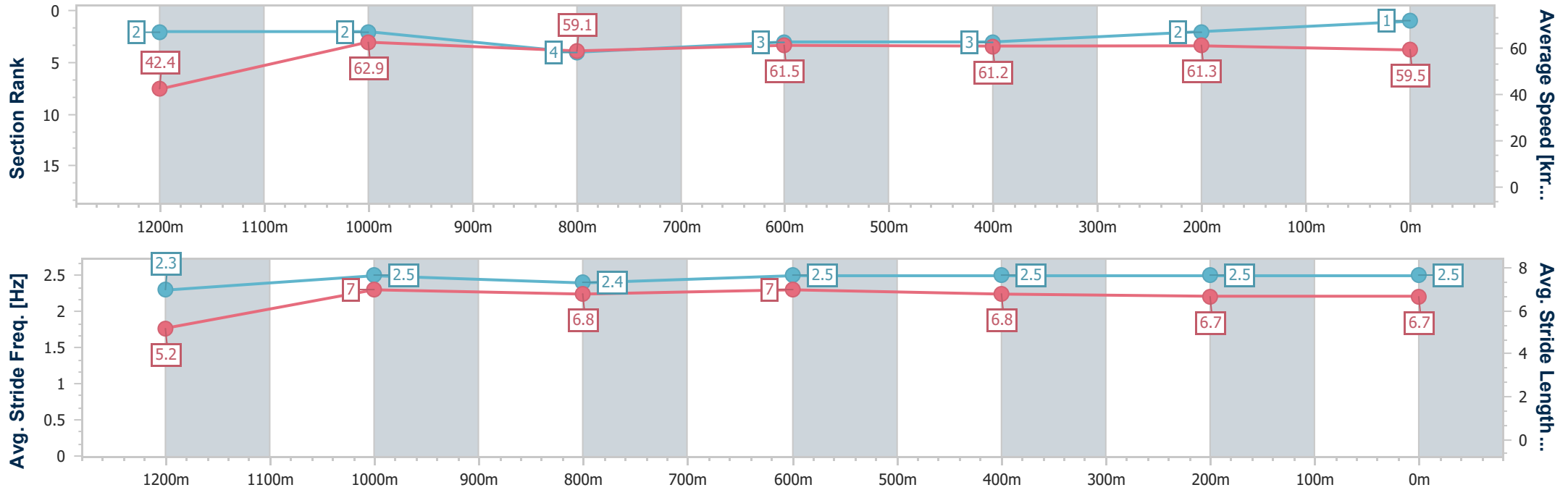
Toowoomba QLD Professional  
Race 1: BNW AUTOMOTIVE BENCHMARK 60 Handicap - 1300m



25 May 2024 - 16:56

Track Rating: Good 4, Weather: Overcast, Rail Position: +3m Entire

Section	Overall	1200m	1000m	800m	600m	400m	200m
Section Times	1:19.50 [1] (0:08.51)	1:10.99 [2] (0:11.43)	0:59.56 [2] (0:12.24)	0:47.32 [4] (0:11.69)	0:35.63 [3] (0:11.74)	0:23.89 [3] (0:11.80)	0:12.09 [2] (0:12.09)
Average Speed [km/h]	42.4	62.9	59.1	61.5	61.2	61.3	59.5
Top Speed [km/h]	62.4	64.6	60.1	62.3	61.7	62.2	61.2
Avg. Dist. to Rail [m]	1.9	1.6	1.1	0.6	0.6	1.7	3.2
Avg. Stride Freq. [Hz]	2.3	2.5	2.4	2.5	2.5	2.5	2.5
Avg. Stride Length [m]	5.2	7.0	6.8	7.0	6.8	6.7	6.7



- [ ] Ranking at each section and finish
- .-.- No data available at this section
- NA No data available



Horse/Jockey Name	West Cork
Final Rank	2
Fastest Section Time (Section)	0:08.45 (Overall)
Top Speed [km/h] (Section)	66.9 (1200m)
Race State	Finished



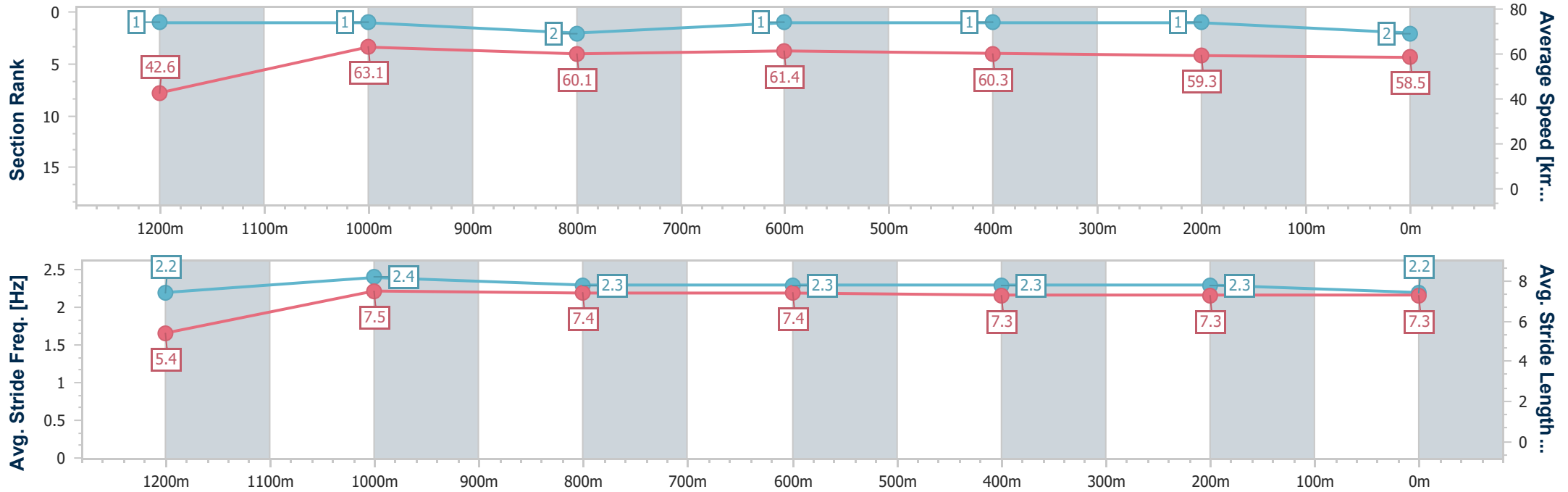
Toowoomba QLD Professional  
Race 1: BNW AUTOMOTIVE BENCHMARK 60 Handicap - 1300m



25 May 2024 - 16:56

Track Rating: Good 4, Weather: Overcast, Rail Position: +3m Entire

Section	Overall	1200m	1000m	800m	600m	400m	200m
Section Times	1:19.70 [2] (0:08.45)	1:11.25 [1] (0:11.41)	0:59.84 [1] (0:12.00)	0:47.84 [2] (0:11.67)	0:36.17 [1] (0:11.76)	0:24.41 [1] (0:12.09)	0:12.32 [1] (0:12.32)
Average Speed [km/h]	42.6	63.1	60.1	61.4	60.3	59.3	58.5
Top Speed [km/h]	65.8	66.9	61.4	62.3	62.0	60.1	59.2
Avg. Dist. to Rail [m]	5.8	1.9	1.4	2.1	2.5	0.8	0.6
Avg. Stride Freq. [Hz]	2.2	2.4	2.3	2.3	2.3	2.3	2.2
Avg. Stride Length [m]	5.4	7.5	7.4	7.4	7.3	7.3	7.3



- [ ] Ranking at each section and finish
- .-.- No data available at this section
- NA No data available



Horse/Jockey Name	Latenighttoughguy
Final Rank	3
Fastest Section Time (Section)	0:09.19 (Overall)
Top Speed [km/h] (Section)	64.8 (1200m)
Race State	Finished



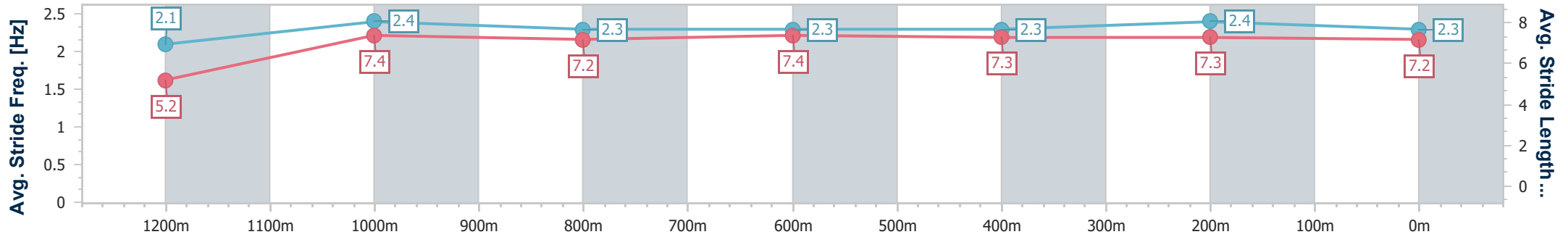
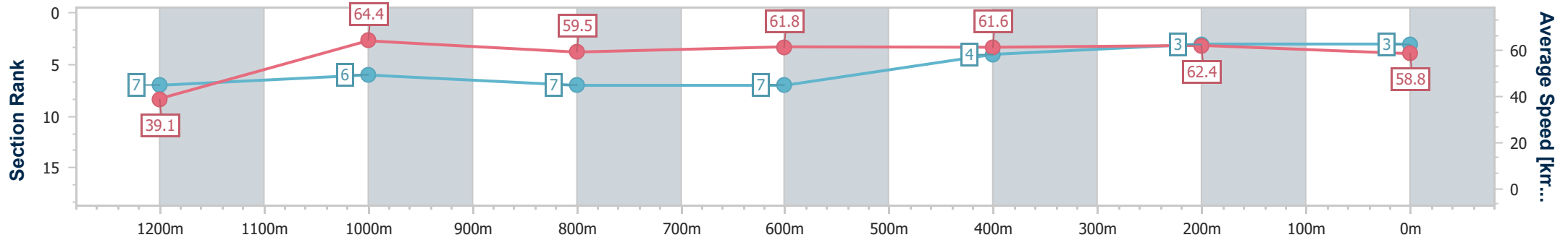
Toowoomba QLD Professional  
Race 1: BNW AUTOMOTIVE BENCHMARK 60 Handicap - 1300m



25 May 2024 - 16:56

Track Rating: Good 4, Weather: Overcast, Rail Position: +3m Entire

Section	Overall	1200m	1000m	800m	600m	400m	200m
Section Times	1:19.72 [3] (0:09.19)	1:10.53 [7] (0:11.31)	0:59.22 [6] (0:12.11)	0:47.11 [7] (0:11.67)	0:35.44 [7] (0:11.63)	0:23.81 [4] (0:11.64)	0:12.17 [3] (0:12.17)
Average Speed [km/h]	39.1	64.4	59.5	61.8	61.6	62.4	58.8
Top Speed [km/h]	39.3	64.8	64.8	62.3	63.0	63.0	62.8
Avg. Dist. to Rail [m]	9.5	2.1	1.3	1.2	0.9	1.6	2.8
Avg. Stride Freq. [Hz]	2.1	2.4	2.3	2.3	2.3	2.4	2.3
Avg. Stride Length [m]	5.2	7.4	7.2	7.4	7.3	7.3	7.2



- [ ] Ranking at each section and finish
- .-.- No data available at this section
- NA No data available



Horse/Jockey Name	Anyway You Want It
Final Rank	4
Fastest Section Time (Section)	0:08.61 (Overall)
Top Speed [km/h] (Section)	63.8 (1200m)
Race State	Finished



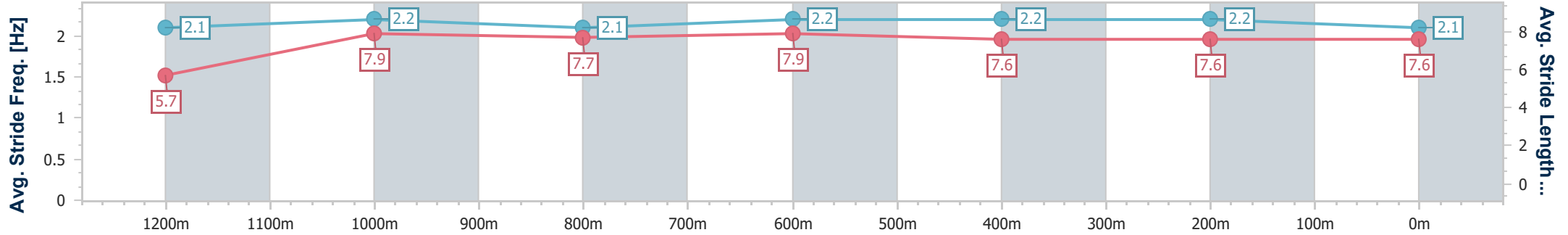
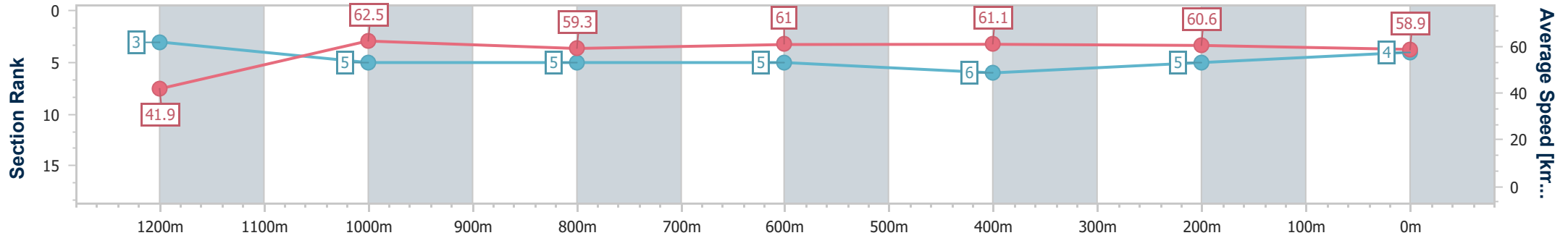
Toowoomba QLD Professional  
Race 1: BNW AUTOMOTIVE BENCHMARK 60 Handicap - 1300m



25 May 2024 - 16:56

Track Rating: Good 4, Weather: Overcast, Rail Position: +3m Entire

Section	Overall	1200m	1000m	800m	600m	400m	200m
Section Times	1:20.20 [4] (0:08.61)	1:11.59 [3] (0:11.49)	1:00.10 [5] (0:12.24)	0:47.86 [5] (0:11.82)	0:36.04 [5] (0:11.85)	0:24.19 [6] (0:11.99)	0:12.20 [5] (0:12.20)
Average Speed [km/h]	41.9	62.5	59.3	61.0	61.1	60.6	58.9
Top Speed [km/h]	62.0	63.8	60.6	62.1	62.1	61.1	60.1
Avg. Dist. to Rail [m]	2.8	1.7	1.7	0.6	0.9	2.5	4.1
Avg. Stride Freq. [Hz]	2.1	2.2	2.1	2.2	2.2	2.2	2.1
Avg. Stride Length [m]	5.7	7.9	7.7	7.9	7.6	7.6	7.6



- [ ] Ranking at each section and finish
- .-.- No data available at this section
- NA No data available



Horse/Jockey Name	Alfa Lily
Final Rank	5
Fastest Section Time (Section)	0:08.65 (Overall)
Top Speed [km/h] (Section)	64.4 (1200m)
Race State	Finished



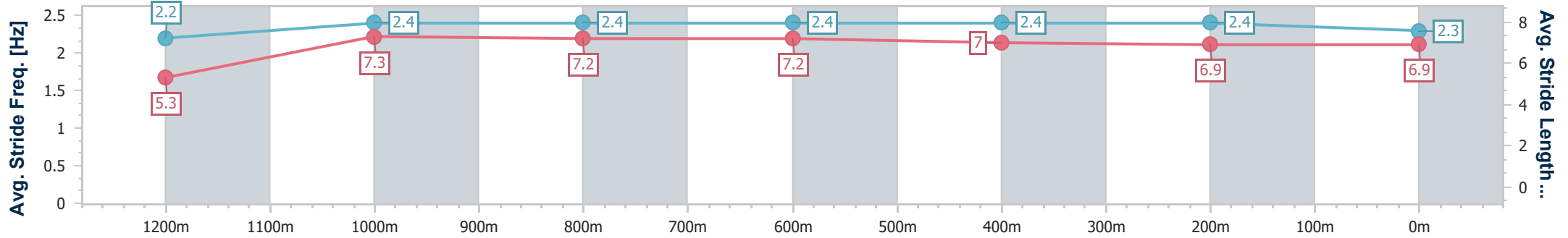
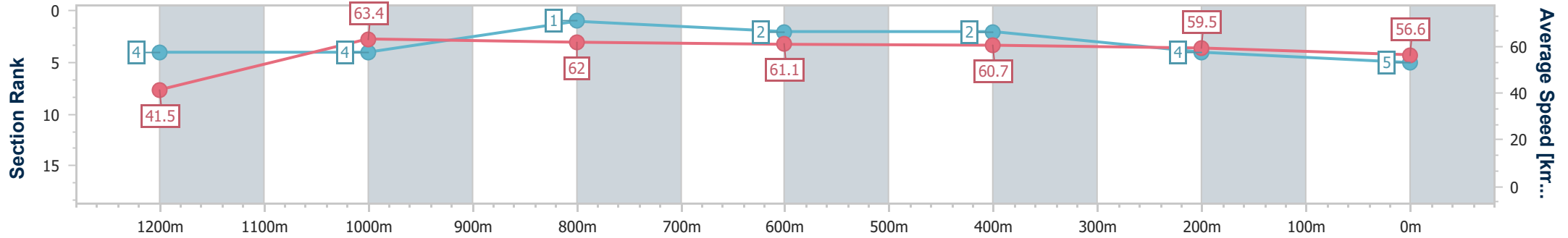
Toowoomba QLD Professional  
Race 1: BNW AUTOMOTIVE BENCHMARK 60 Handicap - 1300m



25 May 2024 - 16:56

Track Rating: Good 4, Weather: Overcast, Rail Position: +3m Entire

Section	Overall	1200m	1000m	800m	600m	400m	200m
Section Times	1:20.42 [5] (0:08.65)	1:11.77 [4] (0:11.38)	1:00.39 [4] (0:11.76)	0:48.63 [1] (0:11.84)	0:36.79 [2] (0:11.91)	0:24.88 [2] (0:12.16)	0:12.72 [4] (0:12.72)
Average Speed [km/h]	41.5	63.4	62.0	61.1	60.7	59.5	56.6
Top Speed [km/h]	62.2	64.4	63.5	62.8	62.2	61.1	58.2
Avg. Dist. to Rail [m]	7.6	4.8	3.5	1.6	0.8	1.0	1.3
Avg. Stride Freq. [Hz]	2.2	2.4	2.4	2.4	2.4	2.4	2.3
Avg. Stride Length [m]	5.3	7.3	7.2	7.2	7.0	6.9	6.9



- [ ] Ranking at each section and finish
- .-.- No data available at this section
- NA No data available



Horse/Jockey Name	Drop The Pilot
Final Rank	6
Fastest Section Time (Section)	0:09.02 (Overall)
Top Speed [km/h] (Section)	63.7 (1200m)
Race State	Finished



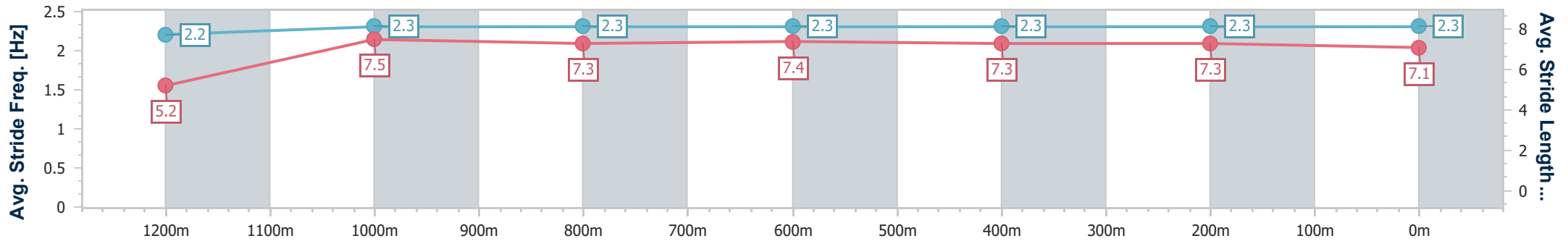
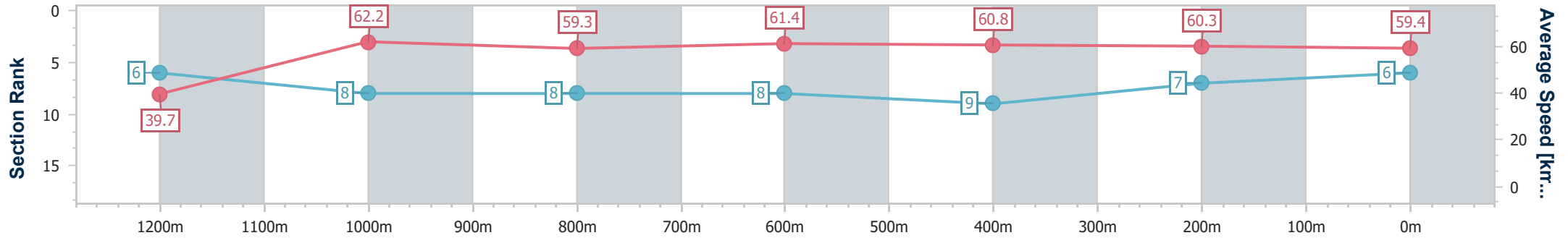
Toowoomba QLD Professional  
Race 1: BNW AUTOMOTIVE BENCHMARK 60 Handicap - 1300m



25 May 2024 - 16:56

Track Rating: Good 4, Weather: Overcast, Rail Position: +3m Entire

Section	Overall	1200m	1000m	800m	600m	400m	200m
Section Times	1:20.51 [6] (0:09.02)	1:11.49 [6] (0:11.64)	0:59.85 [8] (0:12.23)	0:47.62 [8] (0:11.73)	0:35.89 [8] (0:11.83)	0:24.06 [9] (0:11.96)	0:12.10 [7] (0:12.10)
Average Speed [km/h]	39.7	62.2	59.3	61.4	60.8	60.3	59.4
Top Speed [km/h]	60.0	63.7	61.3	63.0	63.4	61.3	60.5
Avg. Dist. to Rail [m]	8.7	3.6	2.4	0.4	0.4	1.3	3.4
Avg. Stride Freq. [Hz]	2.2	2.3	2.3	2.3	2.3	2.3	2.3
Avg. Stride Length [m]	5.2	7.5	7.3	7.4	7.3	7.3	7.1



- [ ] Ranking at each section and finish
- .-.- No data available at this section
- NA No data available





Horse/Jockey Name	Milagro
Final Rank	7
Fastest Section Time (Section)	0:09.27 (Overall)
Top Speed [km/h] (Section)	65.1 (1200m)
Race State	Finished



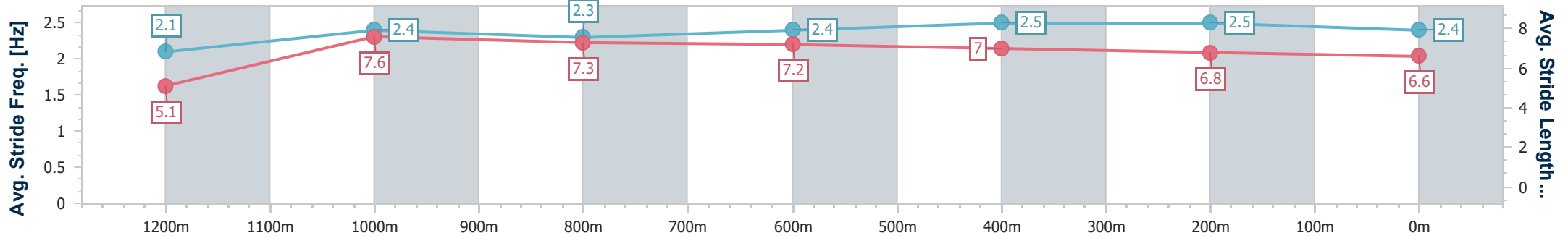
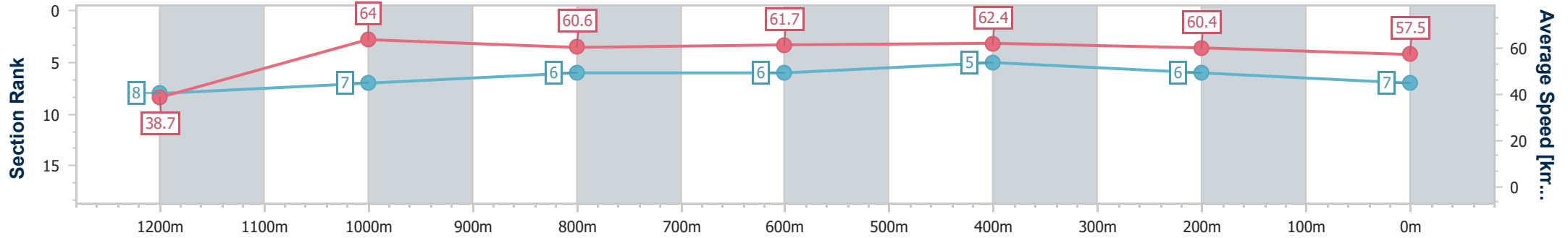
Toowoomba QLD Professional  
Race 1: BNW AUTOMOTIVE BENCHMARK 60 Handicap - 1300m



25 May 2024 - 16:56

Track Rating: Good 4, Weather: Overcast, Rail Position: +3m Entire

Section	Overall	1200m	1000m	800m	600m	400m	200m
Section Times	1:20.53 [7] (0:09.27)	1:11.26 [8] (0:11.26)	1:00.00 [7] (0:11.94)	0:48.06 [6] (0:11.75)	0:36.31 [6] (0:11.73)	0:24.58 [5] (0:12.06)	0:12.52 [6] (0:12.52)
Average Speed [km/h]	38.7	64.0	60.6	61.7	62.4	60.4	57.5
Top Speed [km/h]	61.3	65.1	63.4	63.1	63.4	62.1	59.9
Avg. Dist. to Rail [m]	1.5	1.3	1.5	2.1	3.2	4.3	6.4
Avg. Stride Freq. [Hz]	2.1	2.4	2.3	2.4	2.5	2.5	2.4
Avg. Stride Length [m]	5.1	7.6	7.3	7.2	7.0	6.8	6.6



- [ ] Ranking at each section and finish
- .-.- No data available at this section
- NA No data available



Horse/Jockey Name	Jubai Pride
Final Rank	8
Fastest Section Time (Section)	0:09.27 (Overall)
Top Speed [km/h] (Section)	63.3 (600m)
Race State	Finished



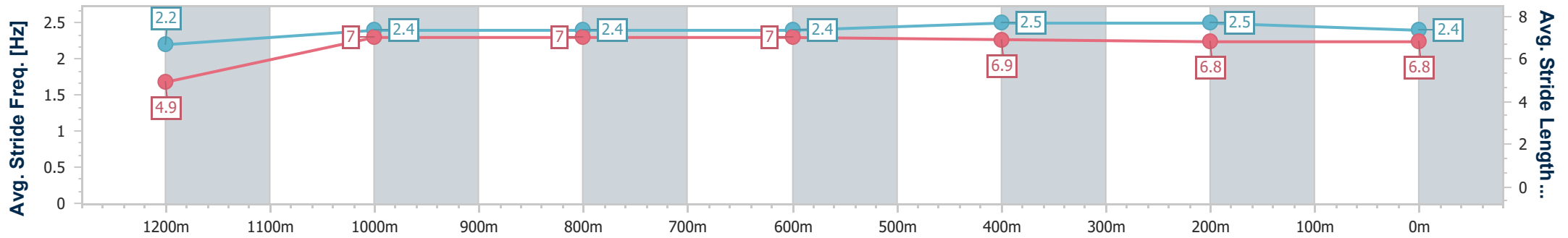
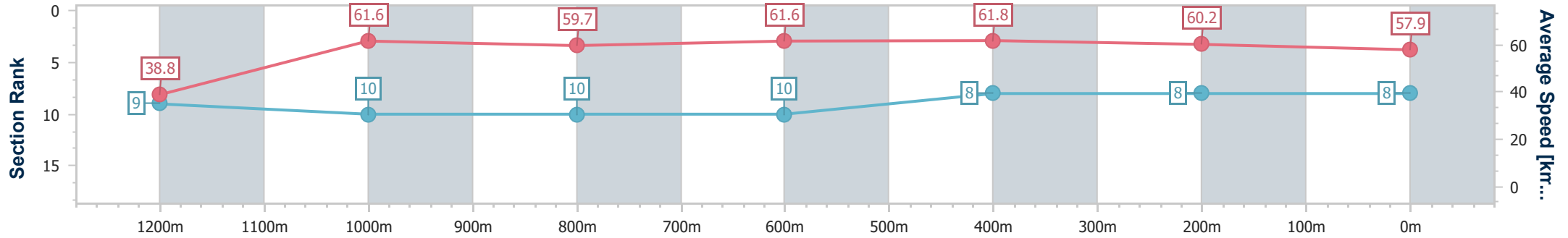
Toowoomba QLD Professional  
Race 1: BNW AUTOMOTIVE BENCHMARK 60 Handicap - 1300m



25 May 2024 - 16:56

Track Rating: Good 4, Weather: Overcast, Rail Position: +3m Entire

Section	Overall	1200m	1000m	800m	600m	400m	200m
Section Times	1:20.88 [8] (0:09.27)	1:11.61 [9] (0:11.73)	0:59.88 [10] (0:12.16)	0:47.72 [10] (0:11.64)	0:36.08 [10] (0:11.62)	0:24.46 [8] (0:12.04)	0:12.42 [8] (0:12.42)
Average Speed [km/h]	38.8	61.6	59.7	61.6	61.8	60.2	57.9
Top Speed [km/h]	59.1	63.2	61.9	63.1	63.3	61.4	59.9
Avg. Dist. to Rail [m]	9.5	3.6	2.4	1.0	0.5	2.1	4.4
Avg. Stride Freq. [Hz]	2.2	2.4	2.4	2.4	2.5	2.5	2.4
Avg. Stride Length [m]	4.9	7.0	7.0	7.0	6.9	6.8	6.8



- [ ] Ranking at each section and finish
- .-.- No data available at this section
- NA No data available



Horse/Jockey Name	Epicurious
Final Rank	9
Fastest Section Time (Section)	0:09.76 (Overall)
Top Speed [km/h] (Section)	66.8 (1200m)
Race State	Finished



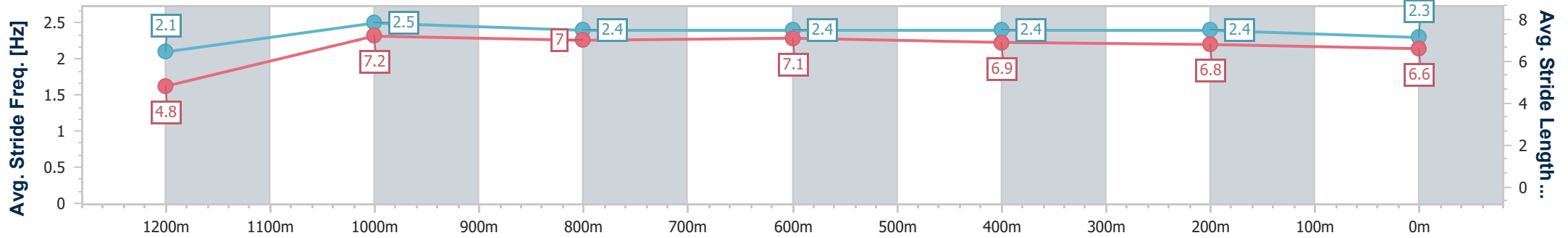
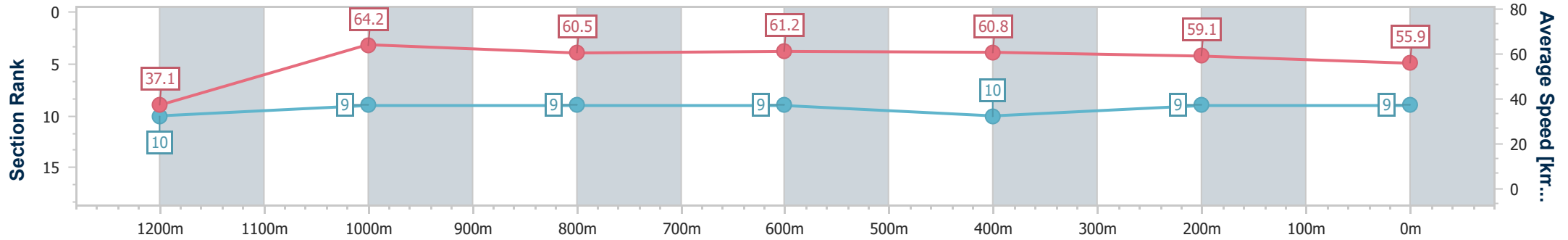
Toowoomba QLD Professional  
Race 1: BNW AUTOMOTIVE BENCHMARK 60 Handicap - 1300m



25 May 2024 - 16:56

Track Rating: Good 4, Weather: Overcast, Rail Position: +3m Entire

Section	Overall	1200m	1000m	800m	600m	400m	200m
Section Times	1:21.56 [9] (0:09.76)	1:11.80 [10] (0:11.21)	1:00.59 [9] (0:12.00)	0:48.59 [9] (0:11.75)	0:36.84 [9] (0:11.83)	0:25.01 [10] (0:12.16)	0:12.85 [9] (0:12.85)
Average Speed [km/h]	37.1	64.2	60.5	61.2	60.8	59.1	55.9
Top Speed [km/h]	63.6	66.8	62.9	61.8	62.0	60.0	59.3
Avg. Dist. to Rail [m]	5.1	2.0	2.1	0.5	0.4	0.2	0.6
Avg. Stride Freq. [Hz]	2.1	2.5	2.4	2.4	2.4	2.4	2.3
Avg. Stride Length [m]	4.8	7.2	7.0	7.1	6.9	6.8	6.6



- [ ] Ranking at each section and finish
- .-.- No data available at this section
- NA No data available



Horse/Jockey Name	Mister Hemsworth
Final Rank	10
Fastest Section Time (Section)	0:08.76 (Overall)
Top Speed [km/h] (Section)	65.3 (1200m)
Race State	Finished



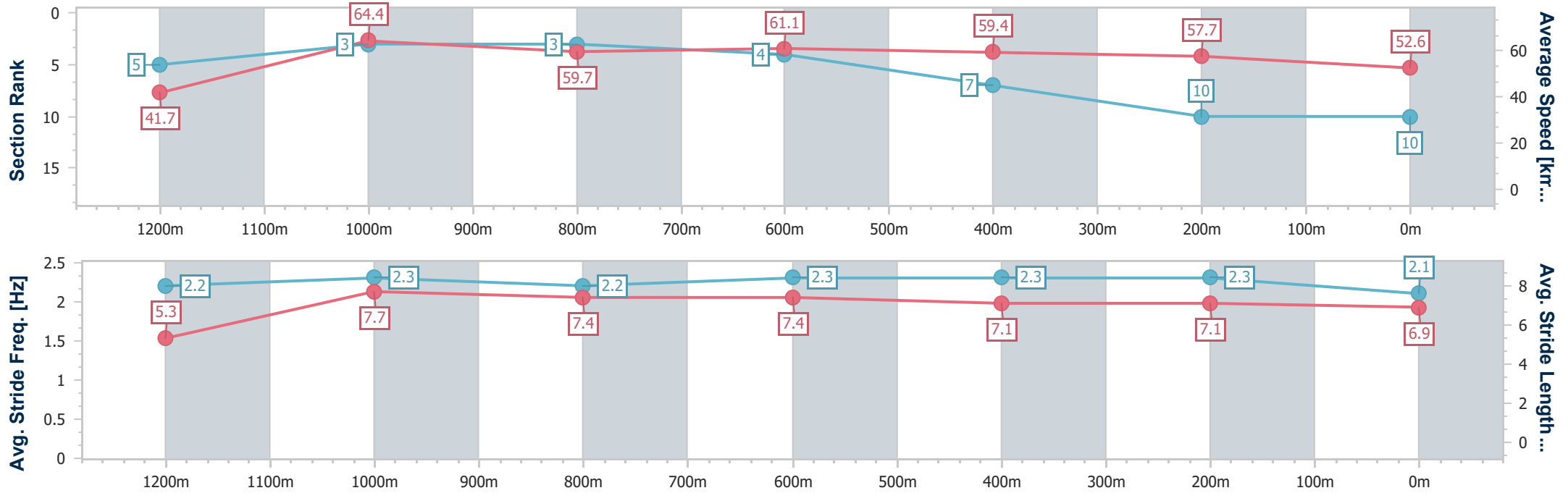
Toowoomba QLD Professional  
Race 1: BNW AUTOMOTIVE BENCHMARK 60 Handicap - 1300m



25 May 2024 - 16:56

Track Rating: Good 4, Weather: Overcast, Rail Position: +3m Entire

Section	Overall	1200m	1000m	800m	600m	400m	200m
Section Times	1:22.51 [10] (0:08.76)	1:13.75 [5] (0:11.22)	1:02.53 [3] (0:12.17)	0:50.36 [3] (0:11.85)	0:38.51 [4] (0:12.27)	0:26.24 [7] (0:12.63)	0:13.61 [10] (0:13.61)
Average Speed [km/h]	41.7	64.4	59.7	61.1	59.4	57.7	52.6
Top Speed [km/h]	41.9	65.3	65.1	62.0	62.0	59.8	58.0
Avg. Dist. to Rail [m]	5.0	0.6	1.0	1.7	2.2	2.4	1.1
Avg. Stride Freq. [Hz]	2.2	2.3	2.2	2.3	2.3	2.3	2.1
Avg. Stride Length [m]	5.3	7.7	7.4	7.4	7.1	7.1	6.9



- [ ] Ranking at each section and finish
- .-.- No data available at this section
- NA No data available