



Doomben QLD Professional

Race 9: XXXX DOOMBEN CUP - 2000m

25 May 2024 - 15:59



BRISBANE
RACING CLUB

Track Rating: Soft 6, Weather: Overcast, Rail Position: +2m Entire

Section		Overall	1800m	1600m	1400m	1200m	1000m	800m	Last 600m				
Field Times		2:03.62 (0:14.16)	1:49.46 (0:11.48)	1:37.98 (0:12.02)	1:25.96 (0:12.64)	1:13.32 (0:12.73)	1:00.59 (0:12.70)	0:47.89 (0:12.04)	0:35.85				
Rank	TAB Horse/Jockey	Barrier	Top Speed [km/h]	Fastest Section									Distance Travelled [m]
1	11 BOIS D'ARGENT Blake Shinn	9	64.4 Overall	0:11.48 1800m	2:03.62 [1] (0:14.16)	1:49.46 [1] (0:11.48)	1:37.98 [1] (0:12.02)	1:25.96 [1] (0:12.64)	1:13.32 [1] (0:12.73)	1:00.59 [1] (0:12.70)	0:47.89 [1] (0:12.04)	0:35.85	
2	14 NEW ENDEAVOUR Craig Williams	4	64.1 1800m	0:11.55 1800m	2:03.63 [2] (0:14.35)	1:49.28 [6] (0:11.55)	1:37.73 [4] (0:12.31)	1:25.42 [3] (0:12.54)	1:12.88 [3] (0:12.70)	1:00.18 [3] (0:12.58)	0:47.60 [4] (0:12.07)	0:35.53	+2
3	12 FAWKNER PARK Tyler Schiller	8	64.1 800m	0:11.46 400m	2:03.67 [3] (0:14.86)	1:48.81 [12] (0:12.07)	1:36.74 [12] (0:12.26)	1:24.48 [13] (0:12.50)	1:11.98 [12] (0:12.70)	0:59.28 [12] (0:12.55)	0:46.73 [12] (0:11.73)	0:35.00	+13
4	2 HUETOR Tommy Berry	11	63.8 400m	0:11.49 600m	2:03.84 [4] (0:15.12)	1:48.72 [13] (0:11.82)	1:36.90 [13] (0:11.94)	1:24.96 [11] (0:12.40)	1:12.56 [8] (0:12.71)	0:59.85 [8] (0:12.56)	0:47.29 [9] (0:11.89)	0:35.40	+0
5	10 NAVAL COLLEGE Tom Sherry	13	65.6 Overall	0:11.49 1800m	2:04.06 [5] (0:14.20)	1:49.86 [2] (0:11.49)	1:38.37 [2] (0:12.34)	1:26.03 [2] (0:12.62)	1:13.41 [2] (0:12.73)	1:00.68 [2] (0:12.59)	0:48.09 [2] (0:12.05)	0:36.04	+15
6	3 KOVALICA Nash Rawiller	3	65.1 600m	0:11.50 400m	2:04.09 [6] (0:14.56)	1:49.53 [9] (0:11.87)	1:37.66 [9] (0:12.40)	1:25.26 [9] (0:12.72)	1:12.54 [10] (0:12.69)	0:59.85 [10] (0:12.48)	0:47.37 [10] (0:12.01)	0:35.36	+18
7	13 HEZASHOCKA Michael Dee	6	64.5 400m	0:11.29 400m	2:04.09 [7] (0:14.77)	1:49.32 [11] (0:11.88)	1:37.44 [11] (0:12.29)	1:25.15 [12] (0:12.88)	1:12.27 [13] (0:12.83)	0:59.44 [13] (0:12.49)	0:46.95 [13] (0:11.93)	0:35.02	+10
8	4 DETONATOR JACK James McDonald	10	64.4 Overall	0:11.61 1800m	2:04.12 [8] (0:14.28)	1:49.84 [4] (0:11.61)	1:38.23 [3] (0:12.36)	1:25.87 [4] (0:12.58)	1:13.29 [4] (0:12.71)	1:00.58 [4] (0:12.61)	0:47.97 [6] (0:12.04)	0:35.93	+11
9	15 AMOKURA Mark Zahra	12	65.1 400m	0:11.44 400m	2:04.14 [9] (0:15.31)	1:48.83 [14] (0:11.94)	1:36.89 [14] (0:12.36)	1:24.53 [14] (0:12.41)	1:12.12 [14] (0:12.70)	0:59.42 [14] (0:12.52)	0:46.90 [14] (0:11.81)	0:35.09	+21
10	7 YOUNG WERTHER Damian Lane	1	65.3 Overall	0:11.64 1800m	2:04.47 [10] (0:14.38)	1:50.09 [8] (0:11.64)	1:38.45 [6] (0:12.67)	1:25.78 [8] (0:12.39)	1:13.39 [6] (0:12.71)	1:00.68 [6] (0:12.60)	0:48.08 [8] (0:12.01)	0:36.07	+5

Scratched: Kind Words (#16), Hoo Ya Mal (#9)

[] Ranking at each section and finish
 -:-:- No data available at this section
 NA No data available

SCN Saddle cloth number
 DNF Did not finish
 DNT Did not track



Doomben QLD Professional
Race 9: XXXX DOOMBEN CUP - 2000m
25 May 2024 - 15:59



BRISBANE
RACING CLUB

Track Rating: Soft 6, Weather: Overcast, Rail Position: +2m Entire

Section	Overall	1800m	1600m	1400m	1200m	1000m	800m	Last 600m						
Field Times	2:03.62 (0:14.16)	1:49.46 (0:11.48)	1:37.98 (0:12.02)	1:25.96 (0:12.64)	1:13.32 (0:12.73)	1:00.59 (0:12.70)	0:47.89 (0:12.04)	0:35.85						
Rank	TAB	Horse/Jockey	Barrier	Top Speed [km/h]	Fastest Section									Distance Travelled [m]
11	1	NUMERIAN Jamie Mott	7	64.8 Overall	0:11.68 1800m	2:04.51 [11] (0:14.27)	1:50.24 [3] (0:11.68)	1:38.56 [5] (0:12.46)	1:26.10 [5] (0:12.57)	1:13.53 [5] (0:12.65)	1:00.88 [5] (0:12.58)	0:48.30 [7] (0:12.10)	0:36.20	+24
12	5	VOW AND DECLARE Billy Egan	5	63.5 600m	0:11.73 600m	2:04.57 [12] (0:14.71)	1:49.86 [10] (0:11.85)	1:38.01 [10] (0:12.29)	1:25.72 [10] (0:12.74)	1:12.98 [11] (0:12.77)	1:00.21 [11] (0:12.51)	0:47.70 [11] (0:11.97)	0:35.73	+12
13	6	SERPENTINE Tim Clark	16	64.6 Overall	0:11.78 600m	2:04.57 [13] (0:14.36)	1:50.21 [7] (0:11.83)	1:38.38 [8] (0:12.44)	1:25.94 [7] (0:12.74)	1:13.20 [9] (0:12.65)	1:00.55 [9] (0:11.96)	0:48.59 [3] (0:12.08)	0:36.51	+14
14	8	EL BODEGON James Orman	15	65.0 1800m	0:11.81 1800m	2:06.30 [14] (0:14.28)	1:52.02 [5] (0:11.81)	1:40.21 [7] (0:12.46)	1:27.75 [6] (0:12.62)	1:15.13 [7] (0:12.78)	1:02.35 [7] (0:12.18)	0:50.17 [5] (0:12.22)	0:37.95	+18

Scratched: Kind Words (#16), Hoo Ya Mal (#9)

[] Ranking at each section and finish
 -:-:-:- No data available at this section
 NA No data available

SCN Saddle cloth number
 DNF Did not finish
 DNT Did not track



Doomben QLD Professional

Race 9: XXXX DOOMBEN CUP - 2000m

25 May 2024 - 15:59



Track Rating: Soft 6, Weather: Overcast, Rail Position: +2m Entire

Section				600m	400m	200m			Last 600m	
Field Times				0:35.85 (0:11.72)	0:24.13 (0:11.73)	0:12.40 (0:12.40)			0:35.85	
Rank	TAB	Horse/Jockey	Barrier	Top Speed [km/h]	Fastest Section	Margin			Distance Travelled [m]	
1	11	BOIS D'ARGENT Blake Shinn	9	64.4 Overall	0:11.48 1800m	0:35.85 [1] (0:11.72)	0:24.13 [1] (0:11.73)	0:12.40 [1] (0:12.40)	2:03.62	0:35.85
2	14	NEW ENDEAVOUR Craig Williams	4	64.1 1800m	0:11.55 1800m	0:35.53 [4] (0:11.68)	0:23.85 [2] (0:11.61)	0:12.24 [2] (0:12.24)	0.05L	0:35.53 +2
3	12	FAWKNER PARK Tyler Schiller	8	64.1 800m	0:11.46 400m	0:35.00 [10] (0:11.58)	0:23.42 [7] (0:11.46)	0:11.96 [6] (0:11.96)	0.29L	0:35.00 +13
4	2	HUETOR Tommy Berry	11	63.8 400m	0:11.49 600m	0:35.40 [9] (0:11.49)	0:23.91 [6] (0:11.51)	0:12.40 [3] (0:12.40)	1.25L	0:35.40 +0
5	10	NAVAL COLLEGE Tom Sherry	13	65.6 Overall	0:11.49 1800m	0:36.04 [2] (0:11.84)	0:24.20 [4] (0:11.82)	0:12.38 [5] (0:12.38)	2.54L	0:36.04 +15
6	3	KOVALICA Nash Rawiller	3	65.1 600m	0:11.50 400m	0:35.36 [11] (0:11.58)	0:23.78 [9] (0:11.50)	0:12.28 [7] (0:12.28)	2.74L	0:35.36 +18
7	13	HEZASHOCKA Michael Dee	6	64.5 400m	0:11.29 400m	0:35.02 [14] (0:11.61)	0:23.41 [13] (0:11.29)	0:12.12 [10] (0:12.12)	2.77L	0:35.02 +10
8	4	DETONATOR JACK James McDonald	10	64.4 Overall	0:11.61 1800m	0:35.93 [5] (0:11.73)	0:24.20 [5] (0:11.68)	0:12.52 [4] (0:12.52)	2.93L	0:35.93 +11
9	15	AMOKURA Mark Zahra	12	65.1 400m	0:11.44 400m	0:35.09 [13] (0:11.63)	0:23.46 [14] (0:11.44)	0:12.02 [11] (0:12.02)	3.07L	0:35.09 +21
10	7	YOUNG WERTHER Damian Lane	1	65.3 Overall	0:11.64 1800m	0:36.07 [8] (0:11.93)	0:24.14 [10] (0:11.80)	0:12.34 [12] (0:12.34)	5L	0:36.07 +5

Scratched: Kind Words (#16), Hoo Ya Mal (#9)



Doomben QLD Professional
Race 9: XXXX DOOMBEN CUP - 2000m
25 May 2024 - 15:59



Track Rating: Soft 6, Weather: Overcast, Rail Position: +2m Entire

Section		600m	400m	200m				Last 600m		
Field Times		0:35.85 (0:11.72)	0:24.13 (0:11.73)	0:12.40 (0:12.40)				0:35.85		
Rank	TAB Horse/Jockey	Barrier	Top Speed [km/h]	Fastest Section	Margin			Distance Travelled [m]		
11	1 NUMERIAN Jamie Mott	7	64.8 Overall	0:11.68 1800m	0:36.20 [6] (0:11.97)	0:24.23 [8] (0:11.68)	0:12.55 [9] (0:12.55)	5.2L	0:36.20	+24
12	5 VOW AND DECLARE Billy Egan	5	63.5 600m	0:11.73 600m	0:35.73 [12] (0:11.73)	0:24.00 [12] (0:11.79)	0:12.21 [13] (0:12.21)	5.54L	0:35.73	+12
13	6 SERPENTINE Tim Clark	16	64.6 Overall	0:11.78 600m	0:36.51 [3] (0:11.78)	0:24.73 [3] (0:12.01)	0:12.72 [8] (0:12.72)	5.59L	0:36.51	+14
14	8 EL BODEGON James Orman	15	65.0 1800m	0:11.81 1800m	0:37.95 [7] (0:12.14)	0:25.81 [11] (0:12.18)	0:13.63 [14] (0:13.63)	15.74L	0:37.95	+18

Scratched: Kind Words (#16), Hoo Ya Mal (#9)



Horse/Jockey Name	Bois D'argent
Final Rank	1
Fastest Section Time (Section)	0:11.48 (1800m)
Top Speed [km/h] (Section)	64.4 (Overall)
Race State	Finished

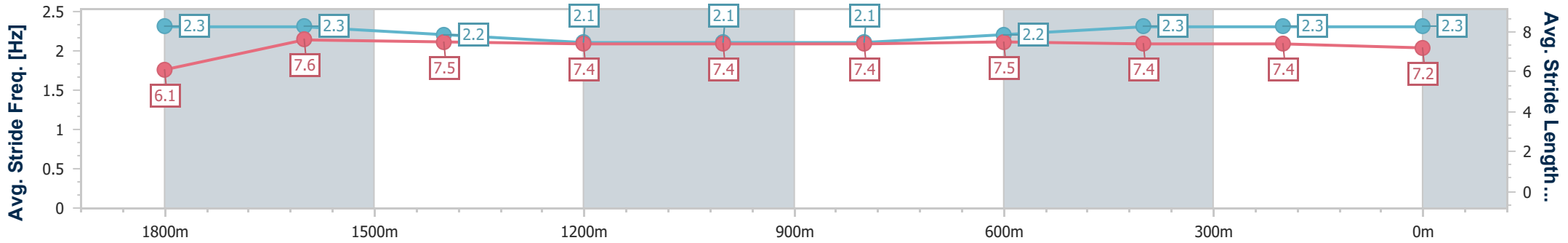
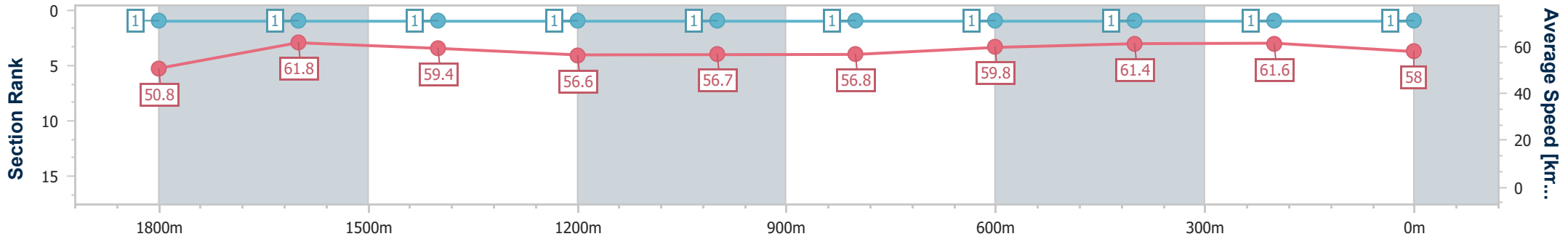


Doomben QLD Professional
Race 9: XXXX DOOMBEN CUP - 2000m
 25 May 2024 - 15:59
 Track Rating: Soft 6, Weather: Overcast, Rail Position: +2m Entire



BRISBANE
RACING CLUB

Section	Overall	1800m	1600m	1400m	1200m	1000m	800m	600m	400m	200m
Section Times	2:03.62 [1] (0:14.16)	1:49.46 [1] (0:11.48)	1:37.98 [1] (0:12.02)	1:25.96 [1] (0:12.64)	1:13.32 [1] (0:12.73)	1:00.59 [1] (0:12.70)	0:47.89 [1] (0:12.04)	0:35.85 [1] (0:11.72)	0:24.13 [1] (0:11.73)	0:12.40 [1] (0:12.40)
Average Speed [km/h]	50.8	61.8	59.4	56.6	56.7	56.8	59.8	61.4	61.6	58.0
Top Speed [km/h]	64.4	64.3	60.3	57.3	56.8	57.6	61.0	62.3	62.4	60.9
Avg. Dist. to Rail [m]	3.3	2.4	2.7	0.5	0.7	0.7	0.2	0.2	2.4	1.4
Avg. Stride Freq. [Hz]	2.3	2.3	2.2	2.1	2.1	2.1	2.2	2.3	2.3	2.3
Avg. Stride Length [m]	6.1	7.6	7.5	7.4	7.4	7.4	7.5	7.4	7.4	7.2



- [] Ranking at each section and finish
- .-.- No data available at this section
- NA No data available



Horse/Jockey Name	New Endeavour
Final Rank	2
Fastest Section Time (Section)	0:11.55 (1800m)
Top Speed [km/h] (Section)	64.1 (1800m)
Race State	Finished

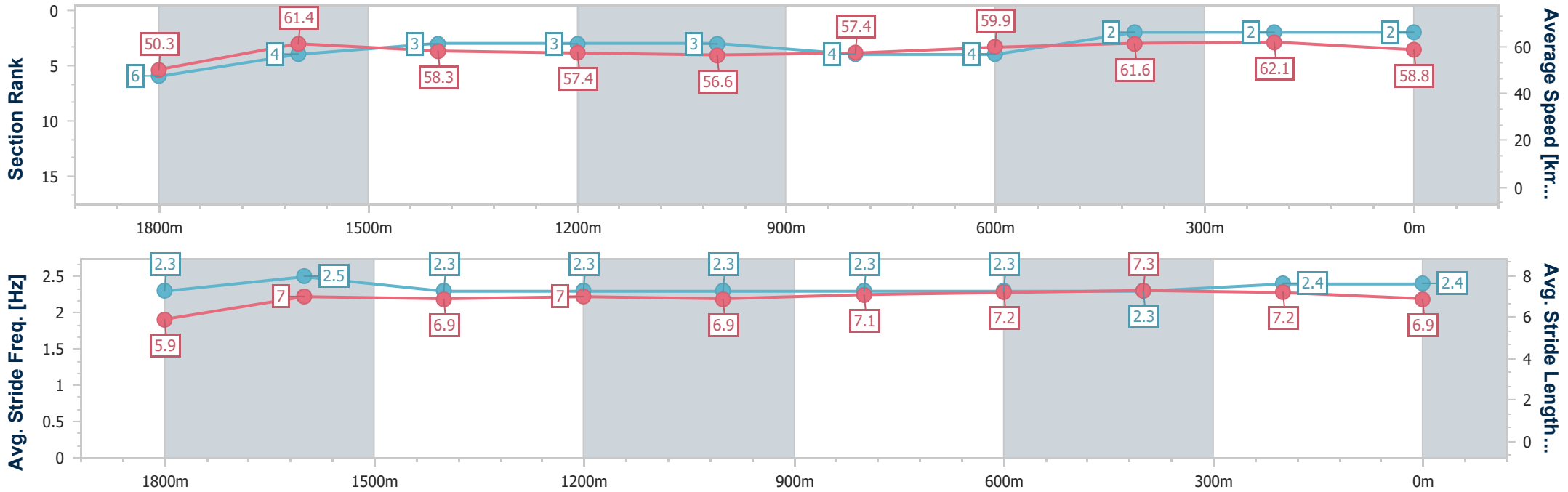


Doomben QLD Professional
Race 9: XXXX DOOMBEN CUP - 2000m
 25 May 2024 - 15:59
 Track Rating: Soft 6, Weather: Overcast, Rail Position: +2m Entire



BRISBANE
RACING CLUB

Section	Overall	1800m	1600m	1400m	1200m	1000m	800m	600m	400m	200m
Section Times	2:03.63 [2] (0:14.35)	1:49.28 [6] (0:11.55)	1:37.73 [4] (0:12.31)	1:25.42 [3] (0:12.54)	1:12.88 [3] (0:12.70)	1:00.18 [3] (0:12.58)	0:47.60 [4] (0:12.07)	0:35.53 [4] (0:11.68)	0:23.85 [2] (0:11.61)	0:12.24 [2] (0:12.24)
Average Speed [km/h]	50.3	61.4	58.3	57.4	56.6	57.4	59.9	61.6	62.1	58.8
Top Speed [km/h]	64.1	64.1	59.7	58.3	57.6	58.5	61.7	63.3	63.4	61.7
Avg. Dist. to Rail [m]	1.2	1.9	0.7	0.3	0.3	0.6	0.5	0.2	3.3	3.1
Avg. Stride Freq. [Hz]	2.3	2.5	2.3	2.3	2.3	2.3	2.3	2.3	2.4	2.4
Avg. Stride Length [m]	5.9	7.0	6.9	7.0	6.9	7.1	7.2	7.3	7.2	6.9



- [] Ranking at each section and finish
- .-.- No data available at this section
- NA No data available



Horse/Jockey Name	Fawkner Park
Final Rank	3
Fastest Section Time (Section)	0:11.46 (400m)
Top Speed [km/h] (Section)	64.1 (800m)
Race State	Finished

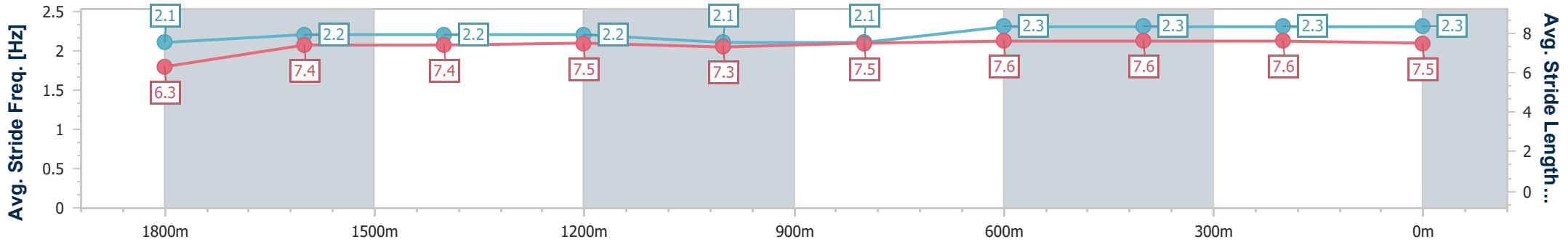
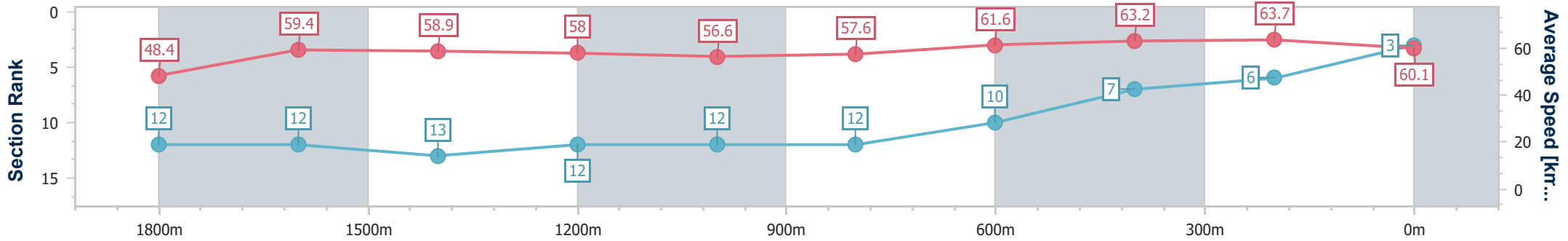


Doomben QLD Professional
 Race 9: XXXX DOOMBEN CUP - 2000m
 25 May 2024 - 15:59
 Track Rating: Soft 6, Weather: Overcast, Rail Position: +2m Entire



BRISBANE
RACING CLUB

Section	Overall	1800m	1600m	1400m	1200m	1000m	800m	600m	400m	200m
Section Times	2:03.67 [3] (0:14.86)	1:48.81 [12] (0:12.07)	1:36.74 [12] (0:12.26)	1:24.48 [13] (0:12.50)	1:11.98 [12] (0:12.70)	0:59.28 [12] (0:12.55)	0:46.73 [12] (0:11.73)	0:35.00 [10] (0:11.58)	0:23.42 [7] (0:11.46)	0:11.96 [6] (0:11.96)
Average Speed [km/h]	48.4	59.4	58.9	58.0	56.6	57.6	61.6	63.2	63.7	60.1
Top Speed [km/h]	62.4	61.2	59.7	59.4	58.3	58.5	64.1	64.0	64.0	61.8
Avg. Dist. to Rail [m]	3.4	0.5	0.6	1.0	1.3	1.2	1.2	2.9	7.0	7.2
Avg. Stride Freq. [Hz]	2.1	2.2	2.2	2.2	2.1	2.1	2.3	2.3	2.3	2.3
Avg. Stride Length [m]	6.3	7.4	7.4	7.5	7.3	7.5	7.6	7.6	7.6	7.5



- [] Ranking at each section and finish
- .-.- No data available at this section
- NA No data available



Horse/Jockey Name	Huetor
Final Rank	4
Fastest Section Time (Section)	0:11.49 (600m)
Top Speed [km/h] (Section)	63.8 (400m)
Race State	Finished

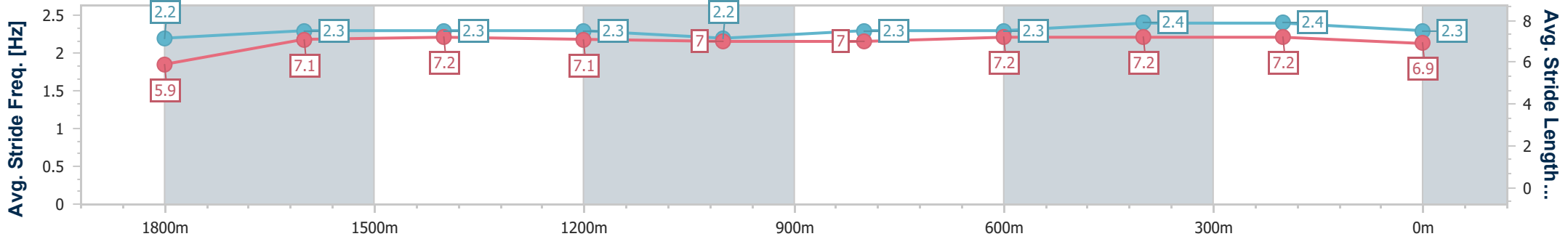
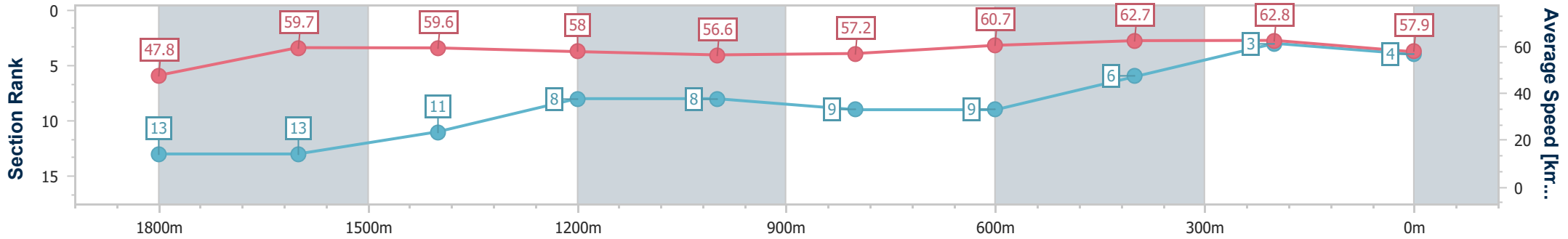


Doomben QLD Professional
Race 9: XXXX DOOMBEN CUP - 2000m
 25 May 2024 - 15:59
 Track Rating: Soft 6, Weather: Overcast, Rail Position: +2m Entire



BRISBANE
RACING CLUB

Section	Overall	1800m	1600m	1400m	1200m	1000m	800m	600m	400m	200m
Section Times	2:03.84 [4] (0:15.12)	1:48.72 [13] (0:11.82)	1:36.90 [13] (0:11.94)	1:24.96 [11] (0:12.40)	1:12.56 [8] (0:12.71)	0:59.85 [8] (0:12.56)	0:47.29 [9] (0:11.89)	0:35.40 [9] (0:11.49)	0:23.91 [6] (0:11.51)	0:12.40 [3] (0:12.40)
Average Speed [km/h]	47.8	59.7	59.6	58.0	56.6	57.2	60.7	62.7	62.8	57.9
Top Speed [km/h]	62.8	62.8	60.3	59.6	57.8	58.3	63.5	63.3	63.8	61.2
Avg. Dist. to Rail [m]	4.0	2.9	2.4	0.8	0.3	0.3	0.5	0.3	2.4	1.7
Avg. Stride Freq. [Hz]	2.2	2.3	2.3	2.3	2.2	2.3	2.3	2.4	2.4	2.3
Avg. Stride Length [m]	5.9	7.1	7.2	7.1	7.0	7.0	7.2	7.2	7.2	6.9



- [] Ranking at each section and finish
- .-.- No data available at this section
- NA No data available



Horse/Jockey Name	Naval College
Final Rank	5
Fastest Section Time (Section)	0:11.49 (1800m)
Top Speed [km/h] (Section)	65.6 (Overall)
Race State	Finished



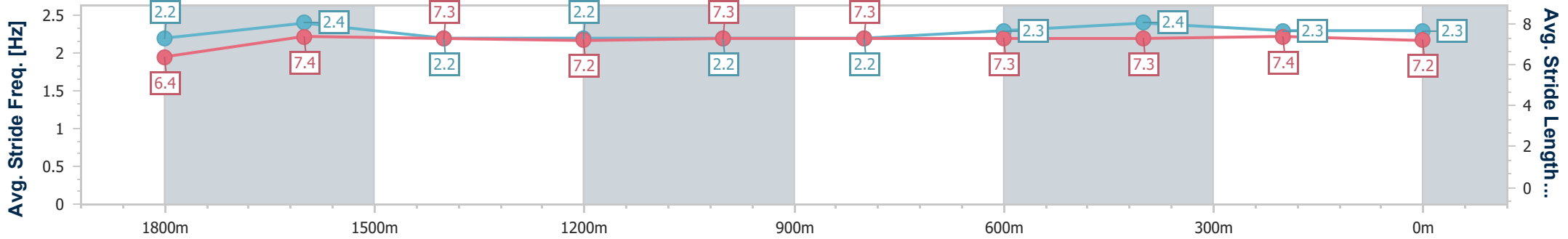
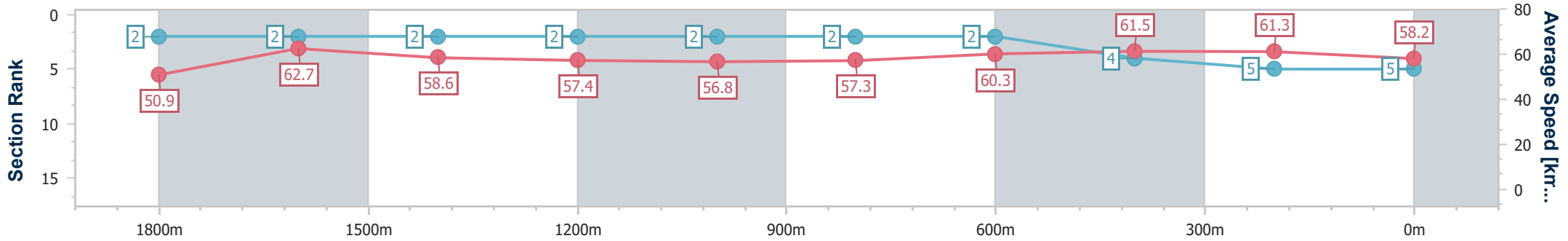
Doomben QLD Professional
 Race 9: XXXX DOOMBEN CUP - 2000m
 25 May 2024 - 15:59



BRISBANE
 RACING CLUB

Track Rating: Soft 6, Weather: Overcast, Rail Position: +2m Entire

Section	Overall	1800m	1600m	1400m	1200m	1000m	800m	600m	400m	200m
Section Times	2:04.06 [5] (0:14.20)	1:49.86 [2] (0:11.49)	1:38.37 [2] (0:12.34)	1:26.03 [2] (0:12.62)	1:13.41 [2] (0:12.73)	1:00.68 [2] (0:12.59)	0:48.09 [2] (0:12.05)	0:36.04 [2] (0:11.84)	0:24.20 [4] (0:11.82)	0:12.38 [5] (0:12.38)
Average Speed [km/h]	50.9	62.7	58.6	57.4	56.8	57.3	60.3	61.5	61.3	58.2
Top Speed [km/h]	65.6	65.1	60.6	58.2	57.4	58.9	61.4	62.3	62.4	61.0
Avg. Dist. to Rail [m]	6.5	0.9	1.3	1.1	1.8	1.7	1.3	2.3	5.9	4.6
Avg. Stride Freq. [Hz]	2.2	2.4	2.2	2.2	2.2	2.2	2.3	2.4	2.3	2.3
Avg. Stride Length [m]	6.4	7.4	7.3	7.2	7.3	7.3	7.3	7.3	7.4	7.2



- [] Ranking at each section and finish
- .-.- No data available at this section
- NA No data available



Horse/Jockey Name	Kovalica
Final Rank	6
Fastest Section Time (Section)	0:11.50 (400m)
Top Speed [km/h] (Section)	65.1 (600m)
Race State	Finished

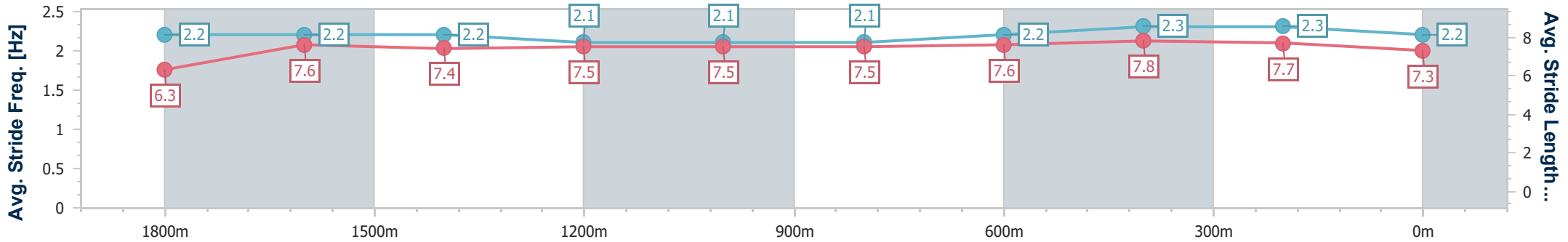
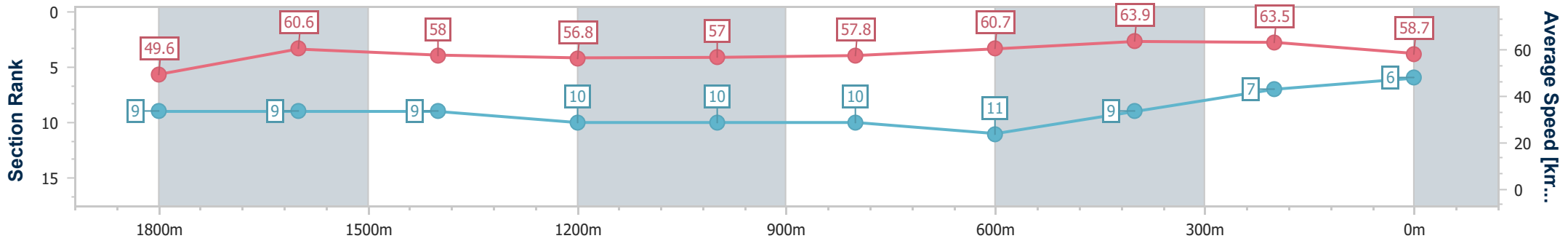


Doomben QLD Professional
Race 9: XXXX DOOMBEN CUP - 2000m
 25 May 2024 - 15:59
 Track Rating: Soft 6, Weather: Overcast, Rail Position: +2m Entire



BRISBANE
RACING CLUB

Section	Overall	1800m	1600m	1400m	1200m	1000m	800m	600m	400m	200m
Section Times	2:04.09 [6] (0:14.56)	1:49.53 [9] (0:11.87)	1:37.66 [9] (0:12.40)	1:25.26 [9] (0:12.72)	1:12.54 [10] (0:12.69)	0:59.85 [10] (0:12.48)	0:47.37 [10] (0:12.01)	0:35.36 [11] (0:11.58)	0:23.78 [9] (0:11.50)	0:12.28 [7] (0:12.28)
Average Speed [km/h]	49.6	60.6	58.0	56.8	57.0	57.8	60.7	63.9	63.5	58.7
Top Speed [km/h]	62.2	62.4	60.0	57.8	58.4	58.9	64.4	65.1	64.1	61.1
Avg. Dist. to Rail [m]	0.9	0.4	0.6	0.5	1.6	2.1	2.7	5.0	9.7	11.0
Avg. Stride Freq. [Hz]	2.2	2.2	2.2	2.1	2.1	2.1	2.2	2.3	2.3	2.2
Avg. Stride Length [m]	6.3	7.6	7.4	7.5	7.5	7.5	7.6	7.8	7.7	7.3



- [] Ranking at each section and finish
- .-.- No data available at this section
- NA No data available



Horse/Jockey Name	Hezashocka
Final Rank	7
Fastest Section Time (Section)	0:11.29 (400m)
Top Speed [km/h] (Section)	64.5 (400m)
Race State	Finished

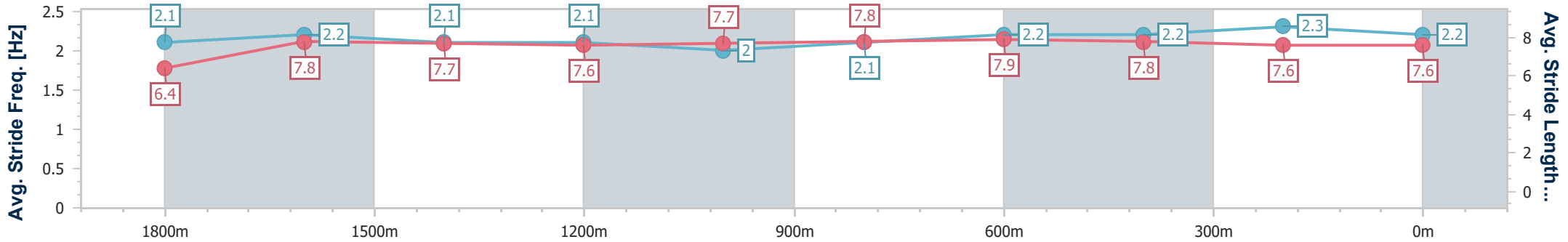
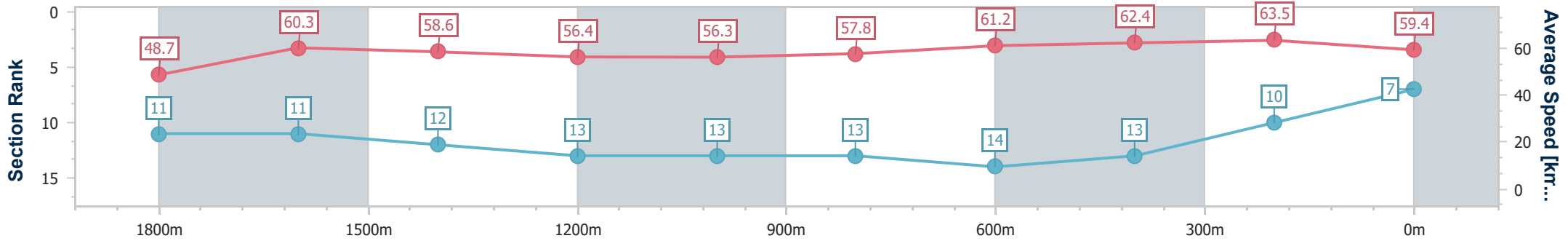


Doomben QLD Professional
 Race 9: XXXX DOOMBEN CUP - 2000m
 25 May 2024 - 15:59
 Track Rating: Soft 6, Weather: Overcast, Rail Position: +2m Entire



BRISBANE RACING CLUB

Section	Overall	1800m	1600m	1400m	1200m	1000m	800m	600m	400m	200m
Section Times	2:04.09 [7] (0:14.77)	1:49.32 [11] (0:11.88)	1:37.44 [11] (0:12.29)	1:25.15 [12] (0:12.88)	1:12.27 [13] (0:12.83)	0:59.44 [13] (0:12.49)	0:46.95 [13] (0:11.93)	0:35.02 [14] (0:11.61)	0:23.41 [13] (0:11.29)	0:12.12 [10] (0:12.12)
Average Speed [km/h]	48.7	60.3	58.6	56.4	56.3	57.8	61.2	62.4	63.5	59.4
Top Speed [km/h]	61.5	61.9	60.0	58.6	57.6	58.9	62.7	62.9	64.5	62.6
Avg. Dist. to Rail [m]	1.5	1.3	0.9	1.9	1.9	1.9	1.9	1.2	1.2	0.7
Avg. Stride Freq. [Hz]	2.1	2.2	2.1	2.1	2.0	2.1	2.2	2.2	2.3	2.2
Avg. Stride Length [m]	6.4	7.8	7.7	7.6	7.7	7.8	7.9	7.8	7.6	7.6



- [] Ranking at each section and finish
- .-.- No data available at this section
- NA No data available



Horse/Jockey Name	Detonator Jack
Final Rank	8
Fastest Section Time (Section)	0:11.61 (1800m)
Top Speed [km/h] (Section)	64.4 (Overall)
Race State	Finished



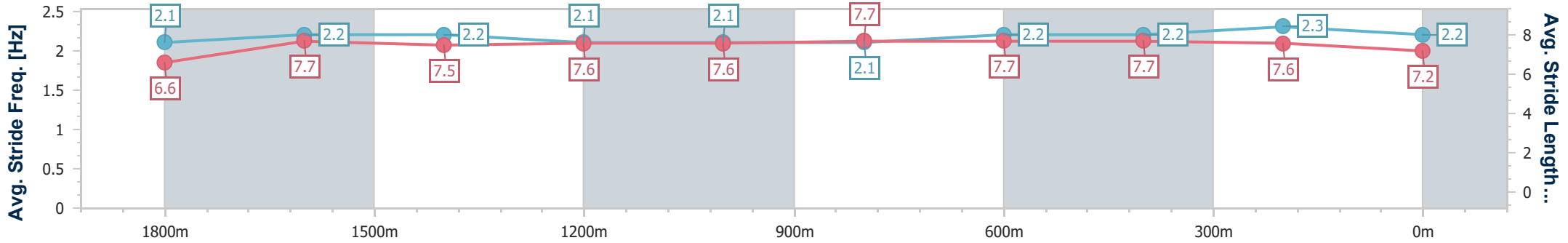
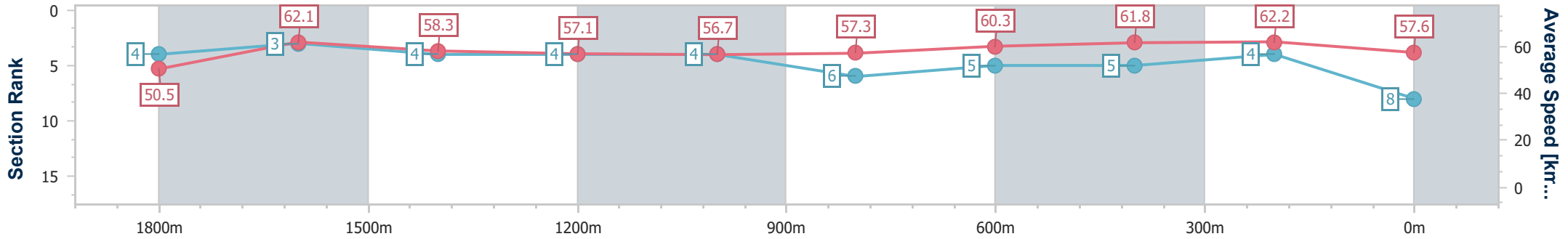
Doomben QLD Professional
 Race 9: XXXX DOOMBEN CUP - 2000m
 25 May 2024 - 15:59



BRISBANE
 RACING CLUB

Track Rating: Soft 6, Weather: Overcast, Rail Position: +2m Entire

Section	Overall	1800m	1600m	1400m	1200m	1000m	800m	600m	400m	200m
Section Times	2:04.12 [8] (0:14.28)	1:49.84 [4] (0:11.61)	1:38.23 [3] (0:12.36)	1:25.87 [4] (0:12.58)	1:13.29 [4] (0:12.71)	1:00.58 [4] (0:12.61)	0:47.97 [6] (0:12.04)	0:35.93 [5] (0:11.73)	0:24.20 [5] (0:11.68)	0:12.52 [4] (0:12.52)
Average Speed [km/h]	50.5	62.1	58.3	57.1	56.7	57.3	60.3	61.8	62.2	57.6
Top Speed [km/h]	64.4	64.3	60.9	58.0	57.4	59.0	61.7	62.9	63.0	60.2
Avg. Dist. to Rail [m]	5.1	0.7	0.5	0.3	1.3	1.8	1.5	1.4	6.0	7.2
Avg. Stride Freq. [Hz]	2.1	2.2	2.2	2.1	2.1	2.1	2.2	2.2	2.3	2.2
Avg. Stride Length [m]	6.6	7.7	7.5	7.6	7.6	7.7	7.7	7.7	7.6	7.2



- [] Ranking at each section and finish
- .-.- No data available at this section
- NA No data available



Horse/Jockey Name	Amokura
Final Rank	9
Fastest Section Time (Section)	0:11.44 (400m)
Top Speed [km/h] (Section)	65.1 (400m)
Race State	Finished

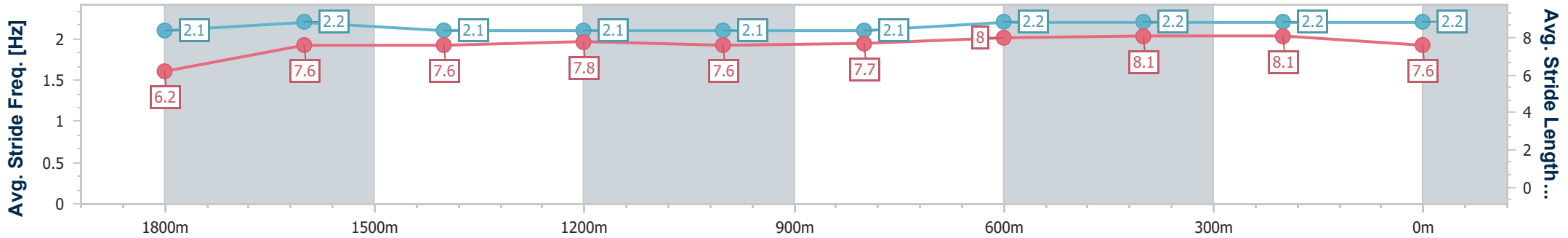
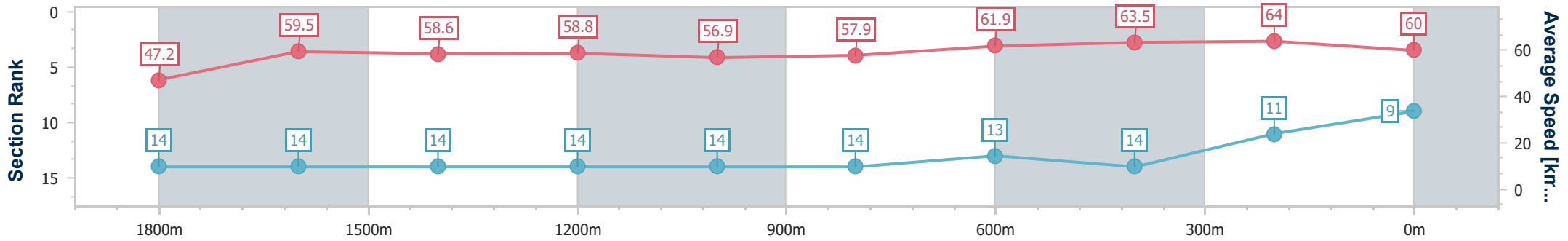


Doomben QLD Professional
 Race 9: XXXX DOOMBEN CUP - 2000m
 25 May 2024 - 15:59
 Track Rating: Soft 6, Weather: Overcast, Rail Position: +2m Entire



BRISBANE RACING CLUB

Section	Overall	1800m	1600m	1400m	1200m	1000m	800m	600m	400m	200m
Section Times	2:04.14 [9] (0:15.31)	1:48.83 [14] (0:11.94)	1:36.89 [14] (0:12.36)	1:24.53 [14] (0:12.41)	1:12.12 [14] (0:12.70)	0:59.42 [14] (0:12.52)	0:46.90 [14] (0:11.81)	0:35.09 [13] (0:11.63)	0:23.46 [14] (0:11.44)	0:12.02 [11] (0:12.02)
Average Speed [km/h]	47.2	59.5	58.6	58.8	56.9	57.9	61.9	63.5	64.0	60.0
Top Speed [km/h]	60.4	60.6	59.8	60.7	59.6	59.7	64.9	64.6	65.1	62.5
Avg. Dist. to Rail [m]	4.2	2.1	1.4	2.4	2.2	2.4	3.3	4.6	10.4	13.0
Avg. Stride Freq. [Hz]	2.1	2.2	2.1	2.1	2.1	2.1	2.2	2.2	2.2	2.2
Avg. Stride Length [m]	6.2	7.6	7.6	7.8	7.6	7.7	8.0	8.1	8.1	7.6



- [] Ranking at each section and finish
- .-.- No data available at this section
- NA No data available



Horse/Jockey Name	Young Werther
Final Rank	10
Fastest Section Time (Section)	0:11.64 (1800m)
Top Speed [km/h] (Section)	65.3 (Overall)
Race State	Finished

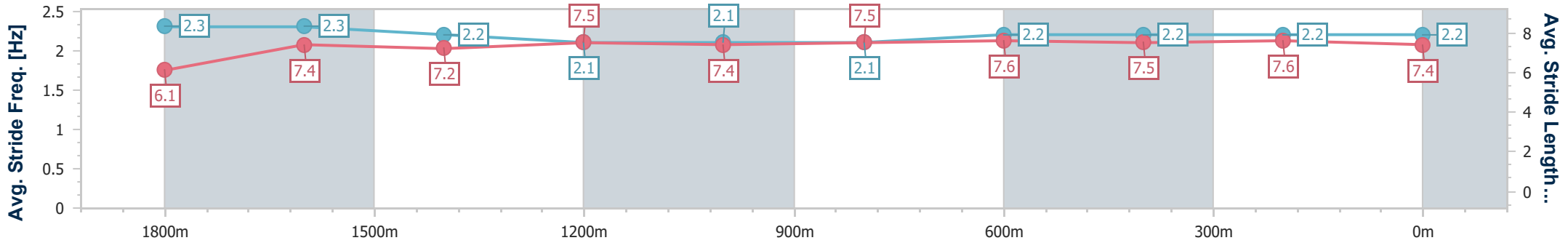
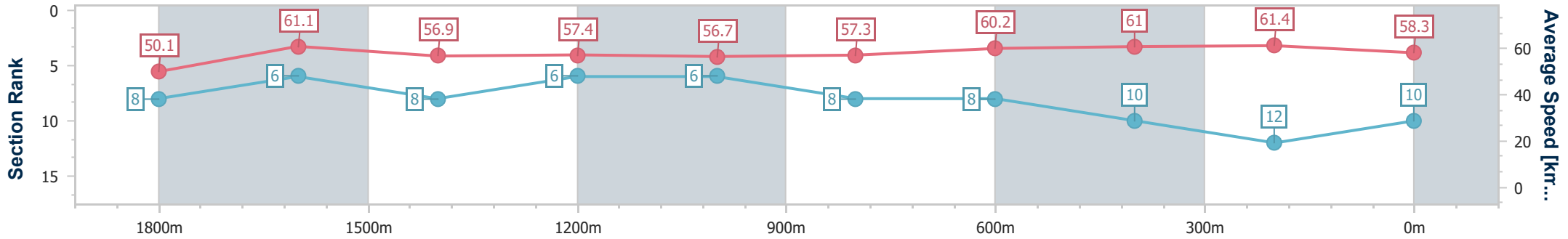


Doomben QLD Professional
Race 9: XXXX DOOMBEN CUP - 2000m
 25 May 2024 - 15:59
 Track Rating: Soft 6, Weather: Overcast, Rail Position: +2m Entire



BRISBANE
RACING CLUB

Section	Overall	1800m	1600m	1400m	1200m	1000m	800m	600m	400m	200m
Section Times	2:04.47 [10] (0:14.38)	1:50.09 [8] (0:11.64)	1:38.45 [6] (0:12.67)	1:25.78 [8] (0:12.39)	1:13.39 [6] (0:12.71)	1:00.68 [6] (0:12.60)	0:48.08 [8] (0:12.01)	0:36.07 [8] (0:11.93)	0:24.14 [10] (0:11.80)	0:12.34 [12] (0:12.34)
Average Speed [km/h]	50.1	61.1	56.9	57.4	56.7	57.3	60.2	61.0	61.4	58.3
Top Speed [km/h]	65.3	64.6	58.8	58.3	57.9	58.4	61.8	61.7	62.2	61.8
Avg. Dist. to Rail [m]	1.6	1.5	0.9	1.4	0.9	0.7	1.1	1.4	4.2	2.5
Avg. Stride Freq. [Hz]	2.3	2.3	2.2	2.1	2.1	2.1	2.2	2.2	2.2	2.2
Avg. Stride Length [m]	6.1	7.4	7.2	7.5	7.4	7.5	7.6	7.5	7.6	7.4



- [] Ranking at each section and finish
- .-.- No data available at this section
- NA No data available



Horse/Jockey Name	Numerian
Final Rank	11
Fastest Section Time (Section)	0:11.68 (1800m)
Top Speed [km/h] (Section)	64.8 (Overall)
Race State	Finished

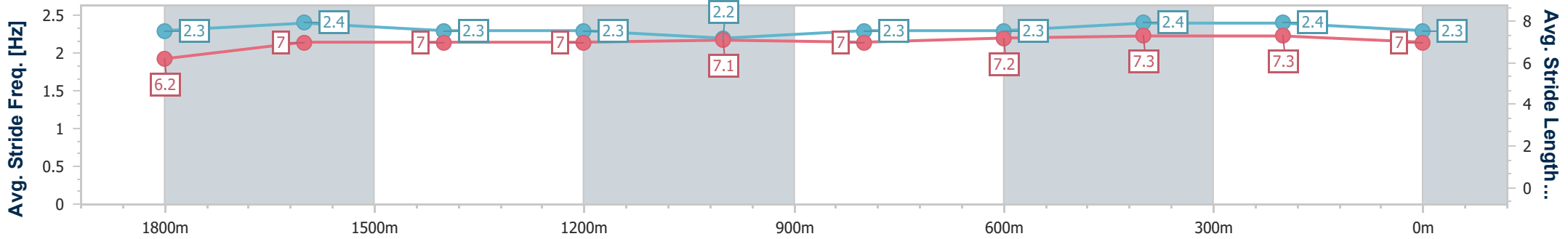
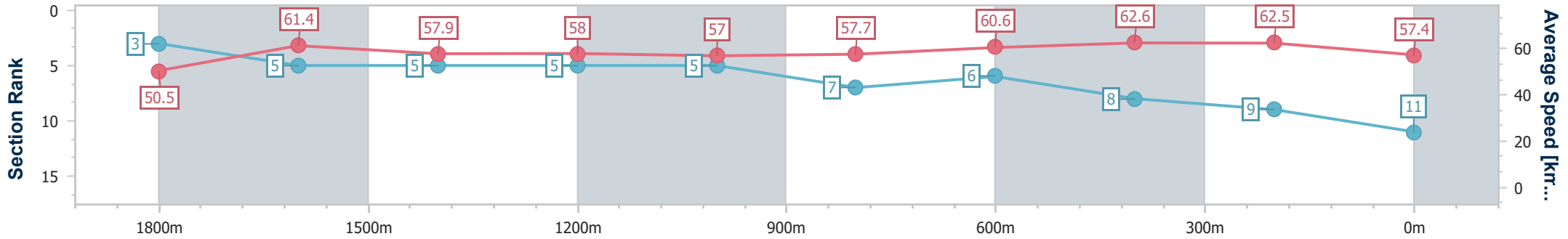


Doomben QLD Professional
 Race 9: XXXX DOOMBEN CUP - 2000m
 25 May 2024 - 15:59
 Track Rating: Soft 6, Weather: Overcast, Rail Position: +2m Entire



BRISBANE RACING CLUB

Section	Overall	1800m	1600m	1400m	1200m	1000m	800m	600m	400m	200m
Section Times	2:04.51 [11] (0:14.27)	1:50.24 [3] (0:11.68)	1:38.56 [5] (0:12.46)	1:26.10 [5] (0:12.57)	1:13.53 [5] (0:12.65)	1:00.88 [5] (0:12.58)	0:48.30 [7] (0:12.10)	0:36.20 [6] (0:11.97)	0:24.23 [8] (0:11.68)	0:12.55 [9] (0:12.55)
Average Speed [km/h]	50.5	61.4	57.9	58.0	57.0	57.7	60.6	62.6	62.5	57.4
Top Speed [km/h]	64.8	64.3	59.1	58.7	57.6	58.8	63.1	63.3	64.1	60.9
Avg. Dist. to Rail [m]	3.6	0.5	0.9	1.6	2.6	2.2	4.6	6.6	7.3	5.5
Avg. Stride Freq. [Hz]	2.3	2.4	2.3	2.3	2.2	2.3	2.3	2.4	2.4	2.3
Avg. Stride Length [m]	6.2	7.0	7.0	7.0	7.1	7.0	7.2	7.3	7.3	7.0



- [] Ranking at each section and finish
- .-.- No data available at this section
- NA No data available



Horse/Jockey Name	Vow And Declare
Final Rank	12
Fastest Section Time (Section)	0:11.73 (600m)
Top Speed [km/h] (Section)	63.5 (600m)
Race State	Finished

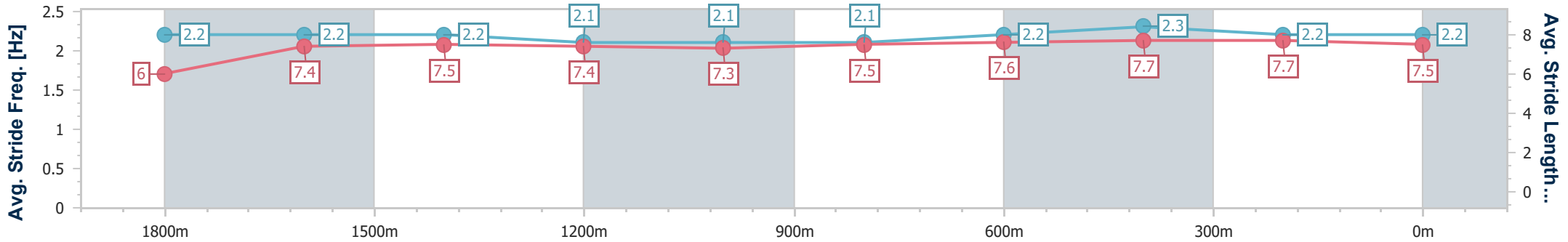
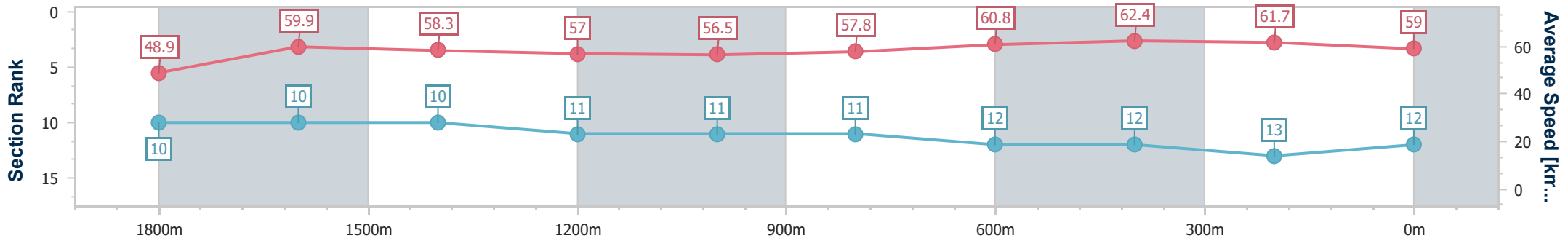


Doomben QLD Professional
 Race 9: XXXX DOOMBEN CUP - 2000m
 25 May 2024 - 15:59
 Track Rating: Soft 6, Weather: Overcast, Rail Position: +2m Entire



BRISBANE
RACING CLUB

Section	Overall	1800m	1600m	1400m	1200m	1000m	800m	600m	400m	200m
Section Times	2:04.57 [12] (0:14.71)	1:49.86 [10] (0:11.85)	1:38.01 [10] (0:12.29)	1:25.72 [10] (0:12.74)	1:12.98 [11] (0:12.77)	1:00.21 [11] (0:12.51)	0:47.70 [11] (0:11.97)	0:35.73 [12] (0:11.73)	0:24.00 [12] (0:11.79)	0:12.21 [13] (0:12.21)
Average Speed [km/h]	48.9	59.9	58.3	57.0	56.5	57.8	60.8	62.4	61.7	59.0
Top Speed [km/h]	63.0	63.3	59.8	58.1	58.4	58.7	62.8	63.5	62.3	61.0
Avg. Dist. to Rail [m]	1.5	2.4	0.8	1.2	1.7	1.7	2.0	3.0	6.6	4.9
Avg. Stride Freq. [Hz]	2.2	2.2	2.2	2.1	2.1	2.1	2.2	2.3	2.2	2.2
Avg. Stride Length [m]	6.0	7.4	7.5	7.4	7.3	7.5	7.6	7.7	7.7	7.5



- [] Ranking at each section and finish
- .-.- No data available at this section
- NA No data available



Horse/Jockey Name	Serpentine
Final Rank	13
Fastest Section Time (Section)	0:11.78 (600m)
Top Speed [km/h] (Section)	64.6 (Overall)
Race State	Finished

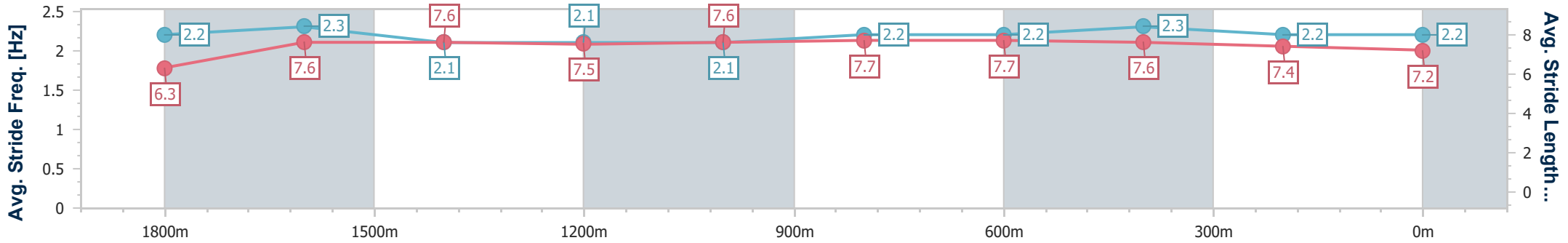
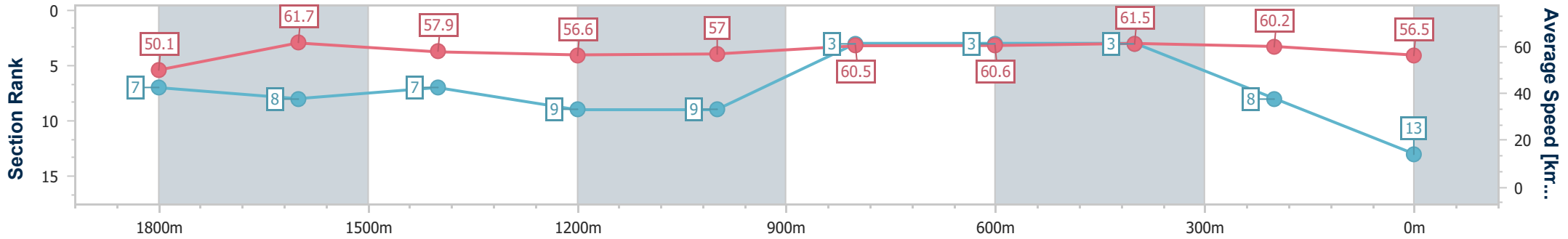


Doomben QLD Professional
 Race 9: XXXX DOOMBEN CUP - 2000m
 25 May 2024 - 15:59
 Track Rating: Soft 6, Weather: Overcast, Rail Position: +2m Entire



BRISBANE
 RACING CLUB

Section	Overall	1800m	1600m	1400m	1200m	1000m	800m	600m	400m	200m
Section Times	2:04.57 [13] (0:14.36)	1:50.21 [7] (0:11.83)	1:38.38 [8] (0:12.44)	1:25.94 [7] (0:12.74)	1:13.20 [9] (0:12.65)	1:00.55 [9] (0:11.96)	0:48.59 [3] (0:12.08)	0:36.51 [3] (0:11.78)	0:24.73 [3] (0:12.01)	0:12.72 [8] (0:12.72)
Average Speed [km/h]	50.1	61.7	57.9	56.6	57.0	60.5	60.6	61.5	60.2	56.5
Top Speed [km/h]	64.6	64.3	59.3	57.6	61.4	63.0	61.8	62.9	60.9	59.3
Avg. Dist. to Rail [m]	10.6	3.5	0.5	1.0	2.7	3.2	2.5	1.3	2.9	2.9
Avg. Stride Freq. [Hz]	2.2	2.3	2.1	2.1	2.1	2.2	2.2	2.3	2.2	2.2
Avg. Stride Length [m]	6.3	7.6	7.6	7.5	7.6	7.7	7.7	7.6	7.4	7.2



- [] Ranking at each section and finish
- .-.- No data available at this section
- NA No data available



Horse/Jockey Name	El Bodegon
Final Rank	14
Fastest Section Time (Section)	0:11.81 (1800m)
Top Speed [km/h] (Section)	65.0 (1800m)
Race State	Finished

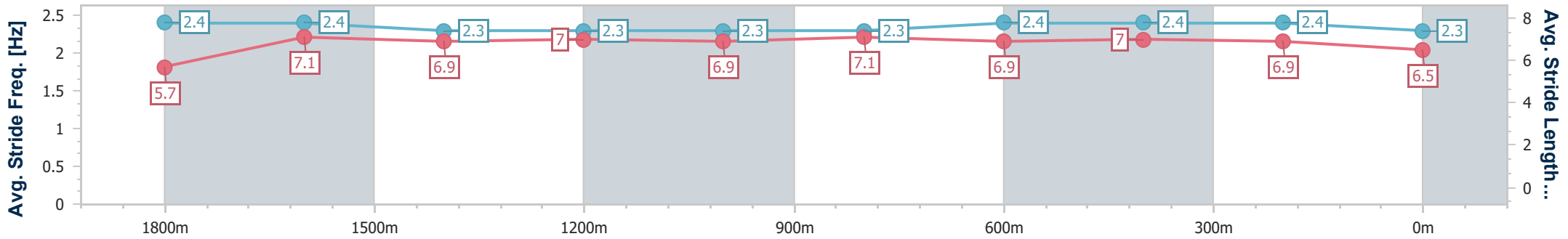
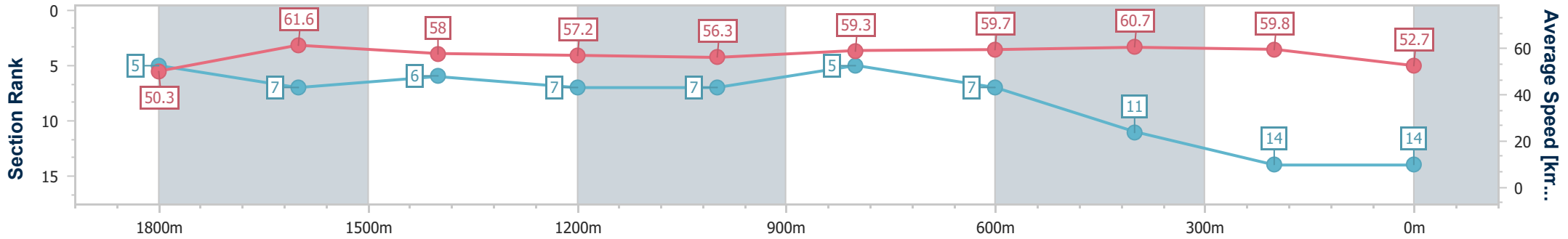


Doomben QLD Professional
Race 9: XXXX DOOMBEN CUP - 2000m
 25 May 2024 - 15:59
 Track Rating: Soft 6, Weather: Overcast, Rail Position: +2m Entire



BRISBANE
RACING CLUB

Section	Overall	1800m	1600m	1400m	1200m	1000m	800m	600m	400m	200m
Section Times	2:06.30 [14] (0:14.28)	1:52.02 [5] (0:11.81)	1:40.21 [7] (0:12.46)	1:27.75 [6] (0:12.62)	1:15.13 [7] (0:12.78)	1:02.35 [7] (0:12.18)	0:50.17 [5] (0:12.22)	0:37.95 [7] (0:12.14)	0:25.81 [11] (0:12.18)	0:13.63 [14] (0:13.63)
Average Speed [km/h]	50.3	61.6	58.0	57.2	56.3	59.3	59.7	60.7	59.8	52.7
Top Speed [km/h]	64.8	65.0	59.2	57.7	58.2	60.3	61.5	62.7	60.6	58.1
Avg. Dist. to Rail [m]	8.7	2.8	0.8	0.5	1.7	1.8	2.4	4.4	6.0	6.0
Avg. Stride Freq. [Hz]	2.4	2.4	2.3	2.3	2.3	2.3	2.4	2.4	2.4	2.3
Avg. Stride Length [m]	5.7	7.1	6.9	7.0	6.9	7.1	6.9	7.0	6.9	6.5



- [] Ranking at each section and finish
- .-.- No data available at this section
- NA No data available