



# Doomben QLD Professional

## Race 1: STRADBROKE CALCUTTA 13 JUNE BENCHMARK 85 Handicap - 1350m

25 May 2024 - 11:10



BRISBANE  
RACING CLUB

Track Rating: Soft 5, Weather: Overcast, Rail Position: +2m Entire

Section		Overall	1200m	1000m	800m	600m	400m	Last 600m				
Field Times		1:19.91 (0:10.85)	1:09.06 (0:10.52)	0:58.54 (0:11.10)	0:47.44 (0:11.79)	0:35.65 (0:11.81)	0:23.84 (0:11.72)	0:35.65				
Rank	TAB Horse/Jockey	Barrier	Top Speed [km/h]	Fastest Section	Distance Travelled [m]							
1	3 WATEGOS James Orman	4	68.4 1200m	0:10.86 1200m	1:19.91 [1] (0:10.95)	1:08.96 [5] (0:10.86)	0:58.10 [5] (0:11.06)	0:47.04 [4] (0:11.61)	0:35.43 [5] (0:11.93)	0:23.50 [5] (0:11.42)	0:35.43	
2	5 SECRET PLAN Justin Huxtable	14	68.9 1200m	0:10.71 1200m	1:20.31 [2] (0:10.91)	1:09.40 [3] (0:10.71)	0:58.69 [3] (0:11.03)	0:47.66 [2] (0:11.82)	0:35.84 [4] (0:11.67)	0:24.17 [2] (0:11.65)	0:35.84	+1
3	1 NEVER NO MORE Nash Rawiller	8	68.7 1200m	0:10.72 1200m	1:20.63 [3] (0:11.17)	1:09.46 [8] (0:10.72)	0:58.74 [6] (0:11.08)	0:47.66 [6] (0:11.63)	0:36.03 [6] (0:11.95)	0:24.08 [7] (0:11.59)	0:36.03	+3
4	7 SIR WARWICK Michael Rodd	1	68.0 1000m	0:10.85 Overall	1:20.76 [4] (0:10.85)	1:09.91 [1] (0:10.91)	0:59.00 [4] (0:11.16)	0:47.84 [5] (0:11.53)	0:36.31 [3] (0:11.70)	0:24.61 [3] (0:11.68)	0:36.31	-1
5	14 PACIFIC RUBY Craig Williams	5	67.7 1200m	0:10.86 1200m	1:20.89 [5] (0:11.15)	1:09.74 [7] (0:10.86)	0:58.88 [9] (0:11.18)	0:47.70 [9] (0:11.81)	0:35.89 [10] (0:11.68)	0:24.21 [10] (0:11.69)	0:35.89	+2
6	12 POWERFUL PEG Andrew Mallyon	3	67.4 1200m	0:10.80 1200m	1:21.23 [6] (0:11.24)	1:09.99 [10] (0:10.80)	0:59.19 [10] (0:11.19)	0:48.00 [10] (0:11.63)	0:36.37 [9] (0:11.74)	0:24.63 [9] (0:11.68)	0:36.37	+0
7	2 STUTTERING Marnu Potgieter	2	67.3 1200m	0:10.82 1200m	1:21.29 [7] (0:11.18)	1:10.11 [9] (0:10.82)	0:59.29 [8] (0:11.16)	0:48.13 [8] (0:11.69)	0:36.44 [8] (0:11.74)	0:24.70 [8] (0:11.77)	0:36.44	-6
8	13 ARTS OBJECT Angela Jones	9	67.5 1200m	0:10.82 1200m	1:21.30 [8] (0:11.48)	1:09.82 [12] (0:10.82)	0:59.00 [12] (0:11.10)	0:47.90 [11] (0:11.70)	0:36.20 [12] (0:11.71)	0:24.49 [11] (0:11.67)	0:36.20	-2
9	16 SPOOKY SPIRIT Zac Lloyd	6	67.1 1200m	0:10.87 1200m	1:21.32 [9] (0:11.07)	1:10.25 [6] (0:10.87)	0:59.38 [7] (0:11.15)	0:48.23 [7] (0:11.63)	0:36.60 [7] (0:11.82)	0:24.78 [6] (0:11.72)	0:36.60	+4
10	6 FULL RECOGNITION Ryan Wiggins	10	67.8 1000m	0:10.80 1200m	1:21.84 [10] (0:11.46)	1:10.38 [11] (0:10.80)	0:59.58 [11] (0:11.19)	0:48.39 [12] (0:11.64)	0:36.75 [11] (0:11.75)	0:25.00 [12] (0:11.84)	0:36.75	+0

Scratched: Mississippi Prince (#4), Hollywood North (#9), Midnight In Tokyo (#8), Party For One (#11)

Report Created: Sat 25 May 2024 11:47 GMT+10 (Note: Timing is based on position data)

Page 1/16

[ ] Ranking at each section and finish  
 -:-:- No data available at this section  
 NA No data available  
 SCN Saddle cloth number  
 DNF Did not finish  
 DNT Did not track

data processed by TRIPLES DATA



**Doomben QLD Professional**  
**Race 1: STRADBROKE CALCUTTA 13 JUNE BENCHMARK 85 Handicap - 1350m**  
**25 May 2024 - 11:10**



Track Rating: Soft 5, Weather: Overcast, Rail Position: +2m Entire

Section		Overall	1200m	1000m	800m	600m	400m	Last 600m				
Field Times		1:19.91 (0:10.85)	1:09.06 (0:10.52)	0:58.54 (0:11.10)	0:47.44 (0:11.79)	0:35.65 (0:11.81)	0:23.84 (0:11.72)	0:35.65				
Rank	TAB Horse/Jockey	Barrier	Top Speed [km/h]	Fastest Section					Distance Travelled [m]			
11	15 AVEBURY James McDonald	11	69.1 1200m	0:10.51 1200m	1:21.90 [11] (0:10.86)	1:11.04 [2] (0:10.51)	1:00.53 [1] (0:11.10)	0:49.43 [1] (0:11.79)	0:37.64 [1] (0:11.81)	0:25.83 [1] (0:12.00)	0:37.64	-1
12	10 STANDING ORDER Tommy Berry	7	68.8 1200m	0:10.62 1200m	1:22.55 [12] (0:10.94)	1:11.61 [4] (0:10.62)	1:00.99 [2] (0:11.19)	0:49.80 [3] (0:11.65)	0:38.15 [2] (0:11.86)	0:26.29 [4] (0:12.21)	0:38.15	-4

Scratched: Mississippi Prince (#4), Hollywood North (#9), Midnight In Tokyo (#8), Party For One (#11)

[ ] Ranking at each section and finish  
 -:-:-:- No data available at this section  
 NA No data available

SCN Saddle cloth number  
 DNF Did not finish  
 DNT Did not track



**Doomben QLD Professional**  
**Race 1: STRADBROKE CALCUTTA 13 JUNE BENCHMARK 85 Handicap - 1350m**  
**25 May 2024 - 11:10**



Track Rating: Soft 5, Weather: Overcast, Rail Position: +2m Entire

Section				200m				Last 600m	
Field Times				0:12.12 (0:12.12)				0:35.65	
Rank	TAB Horse/Jockey	Barrier	Top Speed [km/h]	Fastest Section	Margin				Distance Travelled [m]
1	3 <b>WATEGOS</b> James Orman	4	68.4 1200m	0:10.86 1200m	0:12.08 [3] (0:12.08)	1:19.91		0:35.43	
2	5 <b>SECRET PLAN</b> Justin Huxtable	14	68.9 1200m	0:10.71 1200m	0:12.52 [1] (0:12.52)	2.35L		0:35.84	+1
3	1 <b>NEVER NO MORE</b> Nash Rawiller	8	68.7 1200m	0:10.72 1200m	0:12.49 [5] (0:12.49)	4.25L		0:36.03	+3
4	7 <b>SIR WARWICK</b> Michael Rodd	1	68.0 1000m	0:10.85 Overall	0:12.93 [2] (0:12.93)	4.99L		0:36.31	-1
5	14 <b>PACIFIC RUBY</b> Craig Williams	5	67.7 1200m	0:10.86 1200m	0:12.52 [9] (0:12.52)	5.74L		0:35.89	+2
6	12 <b>POWERFUL PEG</b> Andrew Mallyon	3	67.4 1200m	0:10.80 1200m	0:12.95 [7] (0:12.95)	7.78L		0:36.37	+0
7	2 <b>STUTTERING</b> Marnu Potgieter	2	67.3 1200m	0:10.82 1200m	0:12.93 [8] (0:12.93)	8.1L		0:36.44	-6
8	13 <b>ARTS OBJECT</b> Angela Jones	9	67.5 1200m	0:10.82 1200m	0:12.82 [11] (0:12.82)	8.2L		0:36.20	-2
9	16 <b>SPOOKY SPIRIT</b> Zac Lloyd	6	67.1 1200m	0:10.87 1200m	0:13.06 [6] (0:13.06)	8.29L		0:36.60	+4
10	6 <b>FULL RECOGNITION</b> Ryan Wiggins	10	67.8 1000m	0:10.80 1200m	0:13.16 [12] (0:13.16)	11.34L		0:36.75	+0

Scratched: Mississippi Prince (#4), Hollywood North (#9), Midnight In Tokyo (#8), Party For One (#11)

Report Created: Sat 25 May 2024 11:47 GMT+10 (Note: Timing is based on position data)

Page 3/16

[ ] Ranking at each section and finish  
 -:-:- No data available at this section  
 NA No data available

SCN Saddle cloth number  
 DNF Did not finish  
 DNT Did not track

data processed by **TRIPLES DATA**



**Doomben QLD Professional**  
**Race 1: STRADBROKE CALCUTTA 13 JUNE BENCHMARK 85 Handicap - 1350m**  
**25 May 2024 - 11:10**



Track Rating: Soft 5, Weather: Overcast, Rail Position: +2m Entire

Section				200m				Last 600m	
Field Times				0:12.12 (0:12.12)				0:35.65	
Rank	TAB Horse/Jockey	Barrier	Top Speed [km/h]	Fastest Section	Margin				Distance Travelled [m]
11	15 AVEBURY James McDonald	11	69.1 1200m	0:10.51 1200m	0:13.83 [4] (0:13.83)	11.69L		0:37.64	-1
12	10 STANDING ORDER Tommy Berry	7	68.8 1200m	0:10.62 1200m	0:14.08 [10] (0:14.08)	15.55L		0:38.15	-4

Scratched: Mississippi Prince (#4), Hollywood North (#9), Midnight In Tokyo (#8), Party For One (#11)

[ ] Ranking at each section and finish  
 -:-:-:- No data available at this section  
 NA No data available

SCN Saddle cloth number  
 DNF Did not finish  
 DNT Did not track



Horse/Jockey Name	Wategos
Final Rank	1
Fastest Section Time (Section)	0:10.86 (1200m)
Top Speed [km/h] (Section)	68.4 (1200m)
Race State	Finished



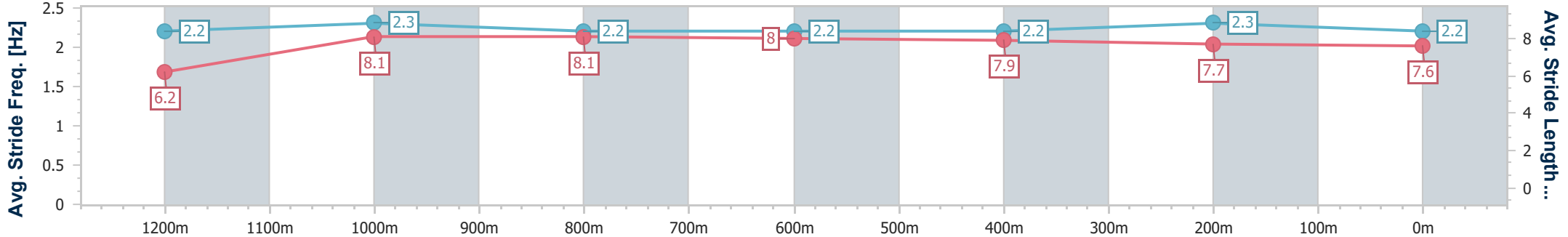
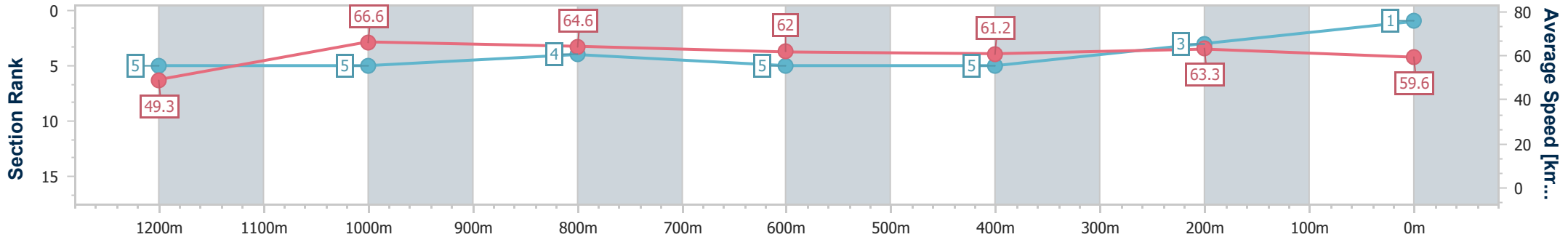
**Doomben QLD Professional**  
**Race 1: STRADBROKE CALCUTTA 13 JUNE BENCHMARK 85**  
**Handicap - 1350m**  
**25 May 2024 - 11:10**



**BRISBANE**  
**RACING CLUB**

Track Rating: Soft 5, Weather: Overcast, Rail Position: +2m Entire

Section	Overall	1200m	1000m	800m	600m	400m	200m
Section Times	1:19.91 [1] (0:10.95)	1:08.96 [5] (0:10.86)	0:58.10 [5] (0:11.06)	0:47.04 [4] (0:11.61)	0:35.43 [5] (0:11.93)	0:23.50 [5] (0:11.42)	0:12.08 [3] (0:12.08)
Average Speed [km/h]	49.3	66.6	64.6	62.0	61.2	63.3	59.6
Top Speed [km/h]	64.5	68.4	65.9	63.5	61.9	65.4	63.0
Avg. Dist. to Rail [m]	3.4	0.7	1.4	1.2	2.1	4.5	4.1
Avg. Stride Freq. [Hz]	2.2	2.3	2.2	2.2	2.2	2.3	2.2
Avg. Stride Length [m]	6.2	8.1	8.1	8.0	7.9	7.7	7.6



- [ ] Ranking at each section and finish
- .-.- No data available at this section
- NA No data available



Horse/Jockey Name	Secret Plan
Final Rank	2
Fastest Section Time (Section)	0:10.71 (1200m)
Top Speed [km/h] (Section)	68.9 (1200m)
Race State	Finished



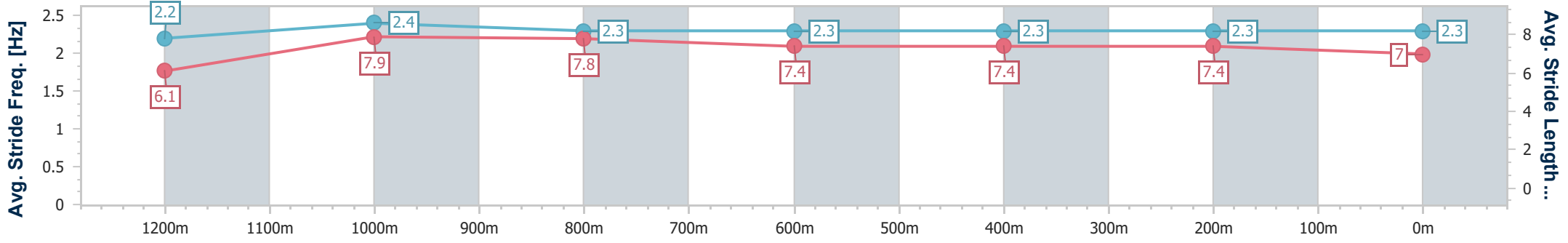
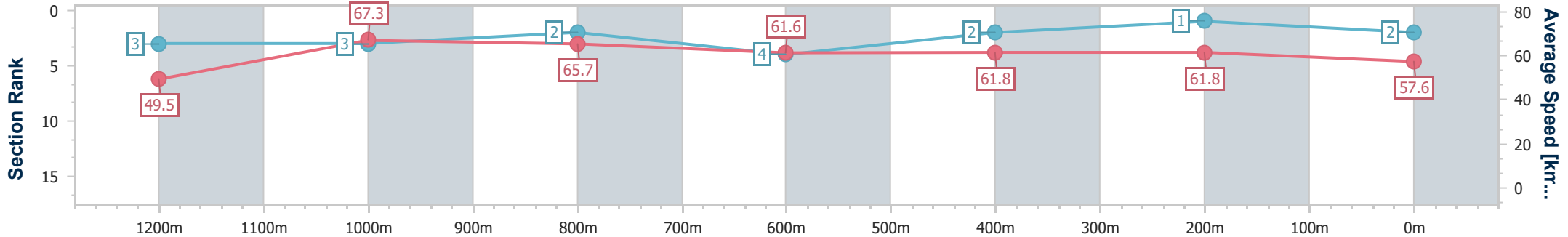
**Doomben QLD Professional**  
**Race 1: STRADBROKE CALCUTTA 13 JUNE BENCHMARK 85**  
**Handicap - 1350m**  
**25 May 2024 - 11:10**



**BRISBANE**  
**RACING CLUB**

Track Rating: Soft 5, Weather: Overcast, Rail Position: +2m Entire

Section	Overall	1200m	1000m	800m	600m	400m	200m
Section Times	1:20.31 [2] (0:10.91)	1:09.40 [3] (0:10.71)	0:58.69 [3] (0:11.03)	0:47.66 [2] (0:11.82)	0:35.84 [4] (0:11.67)	0:24.17 [2] (0:11.65)	0:12.52 [1] (0:12.52)
Average Speed [km/h]	49.5	67.3	65.7	61.6	61.8	61.8	57.6
Top Speed [km/h]	66.8	68.9	68.9	62.4	63.1	62.7	60.4
Avg. Dist. to Rail [m]	11.9	4.7	1.9	2.1	0.6	1.4	1.8
Avg. Stride Freq. [Hz]	2.2	2.4	2.3	2.3	2.3	2.3	2.3
Avg. Stride Length [m]	6.1	7.9	7.8	7.4	7.4	7.4	7.0



- [ ] Ranking at each section and finish
- .-.- No data available at this section
- NA No data available



Horse/Jockey Name	Never No More
Final Rank	3
Fastest Section Time (Section)	0:10.72 (1200m)
Top Speed [km/h] (Section)	68.7 (1200m)
Race State	Finished



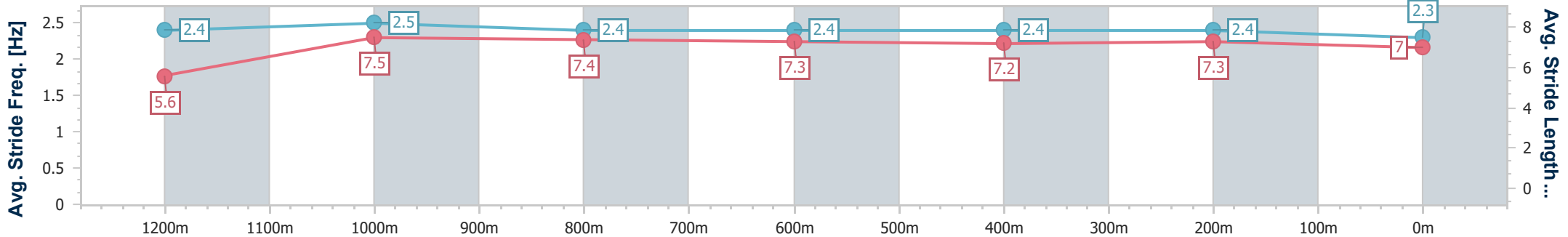
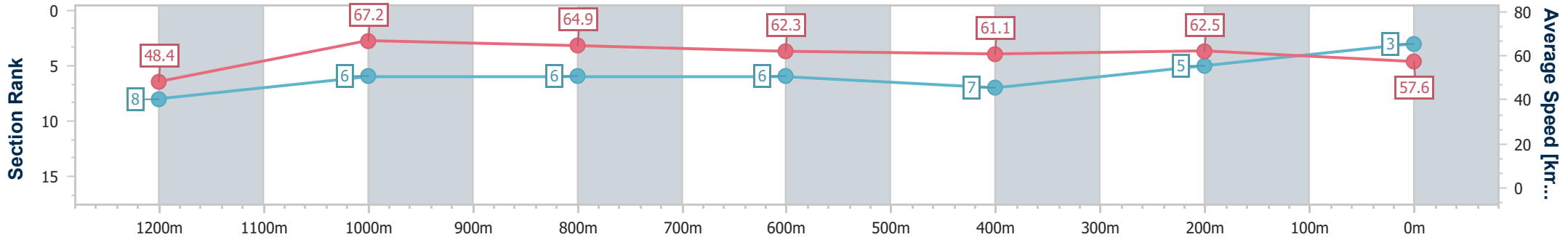
**Doomben QLD Professional**  
**Race 1: STRADBROKE CALCUTTA 13 JUNE BENCHMARK 85**  
**Handicap - 1350m**  
**25 May 2024 - 11:10**



**BRISBANE**  
**RACING CLUB**

Track Rating: Soft 5, Weather: Overcast, Rail Position: +2m Entire

Section	Overall	1200m	1000m	800m	600m	400m	200m
Section Times	1:20.63 [3] (0:11.17)	1:09.46 [8] (0:10.72)	0:58.74 [6] (0:11.08)	0:47.66 [6] (0:11.63)	0:36.03 [6] (0:11.95)	0:24.08 [7] (0:11.59)	0:12.49 [5] (0:12.49)
Average Speed [km/h]	48.4	67.2	64.9	62.3	61.1	62.5	57.6
Top Speed [km/h]	65.0	68.7	66.9	63.2	62.9	63.8	60.7
Avg. Dist. to Rail [m]	8.3	4.5	1.9	1.8	2.0	4.9	5.6
Avg. Stride Freq. [Hz]	2.4	2.5	2.4	2.4	2.4	2.4	2.3
Avg. Stride Length [m]	5.6	7.5	7.4	7.3	7.2	7.3	7.0



- [ ] Ranking at each section and finish
- .-.- No data available at this section
- NA No data available



Horse/Jockey Name	Sir Warwick
Final Rank	4
Fastest Section Time (Section)	0:10.85 (Overall)
Top Speed [km/h] (Section)	68.0 (1000m)
Race State	Finished



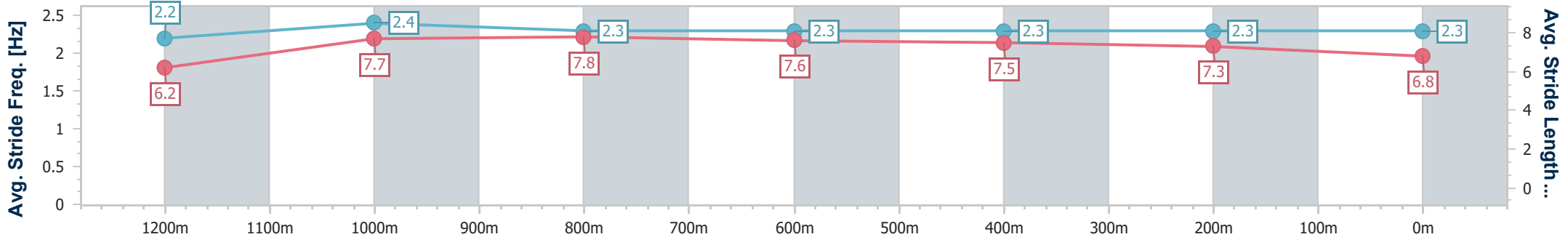
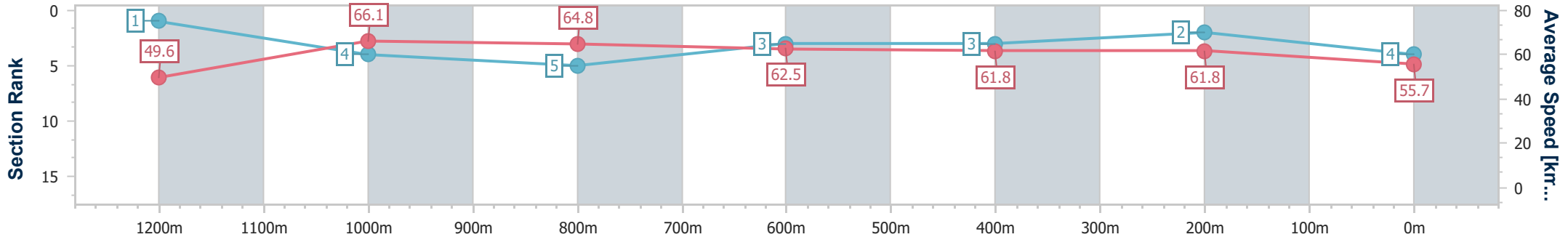
**Doomben QLD Professional**  
**Race 1: STRADBROKE CALCUTTA 13 JUNE BENCHMARK 85**  
**Handicap - 1350m**  
**25 May 2024 - 11:10**



**BRISBANE**  
**RACING CLUB**

Track Rating: Soft 5, Weather: Overcast, Rail Position: +2m Entire

Section	Overall	1200m	1000m	800m	600m	400m	200m
Section Times	1:20.76 [4] (0:10.85)	1:09.91 [1] (0:10.91)	0:59.00 [4] (0:11.16)	0:47.84 [5] (0:11.53)	0:36.31 [3] (0:11.70)	0:24.61 [3] (0:11.68)	0:12.93 [2] (0:12.93)
Average Speed [km/h]	49.6	66.1	64.8	62.5	61.8	61.8	55.7
Top Speed [km/h]	63.4	67.5	68.0	63.7	62.7	63.1	59.1
Avg. Dist. to Rail [m]	2.1	1.3	0.9	0.9	0.7	1.1	2.2
Avg. Stride Freq. [Hz]	2.2	2.4	2.3	2.3	2.3	2.3	2.3
Avg. Stride Length [m]	6.2	7.7	7.8	7.6	7.5	7.3	6.8



- [ ] Ranking at each section and finish
- .-.- No data available at this section
- NA No data available





Horse/Jockey Name	Pacific Ruby
Final Rank	5
Fastest Section Time (Section)	0:10.86 (1200m)
Top Speed [km/h] (Section)	67.7 (1200m)
Race State	Finished



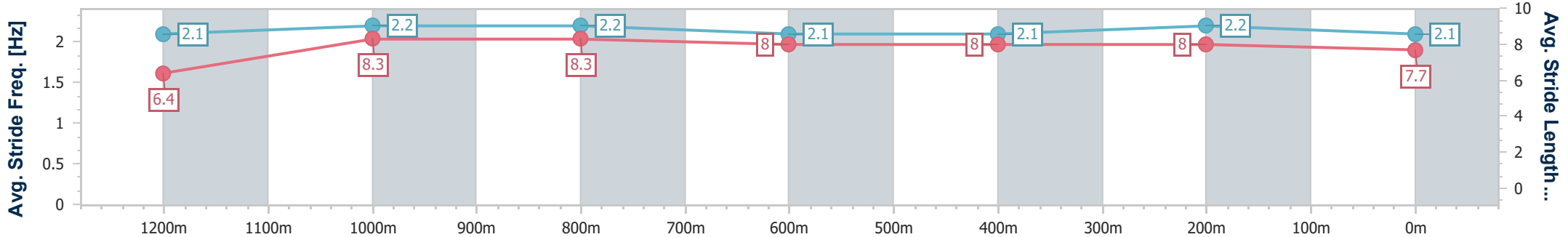
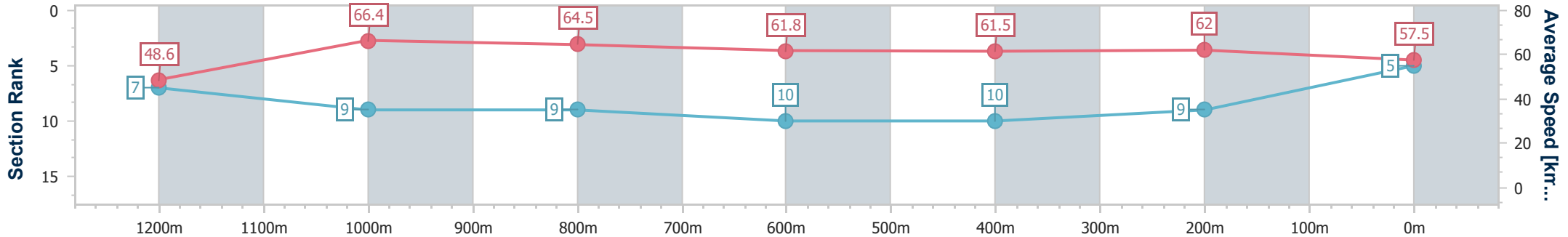
**Doomben QLD Professional**  
**Race 1: STRADBROKE CALCUTTA 13 JUNE BENCHMARK 85**  
**Handicap - 1350m**  
**25 May 2024 - 11:10**



**BRISBANE**  
**RACING CLUB**

Track Rating: Soft 5, Weather: Overcast, Rail Position: +2m Entire

Section	Overall	1200m	1000m	800m	600m	400m	200m
Section Times	1:20.89 [5] (0:11.15)	1:09.74 [7] (0:10.86)	0:58.88 [9] (0:11.18)	0:47.70 [9] (0:11.81)	0:35.89 [10] (0:11.68)	0:24.21 [10] (0:11.69)	0:12.52 [9] (0:12.52)
Average Speed [km/h]	48.6	66.4	64.5	61.8	61.5	62.0	57.5
Top Speed [km/h]	64.6	67.7	67.5	63.0	63.3	63.1	60.8
Avg. Dist. to Rail [m]	5.2	2.7	2.0	2.0	0.4	3.7	3.9
Avg. Stride Freq. [Hz]	2.1	2.2	2.2	2.1	2.1	2.2	2.1
Avg. Stride Length [m]	6.4	8.3	8.3	8.0	8.0	8.0	7.7



- [ ] Ranking at each section and finish
- .-.- No data available at this section
- NA No data available



Horse/Jockey Name	Powerful Peg
Final Rank	6
Fastest Section Time (Section)	0:10.80 (1200m)
Top Speed [km/h] (Section)	67.4 (1200m)
Race State	Finished



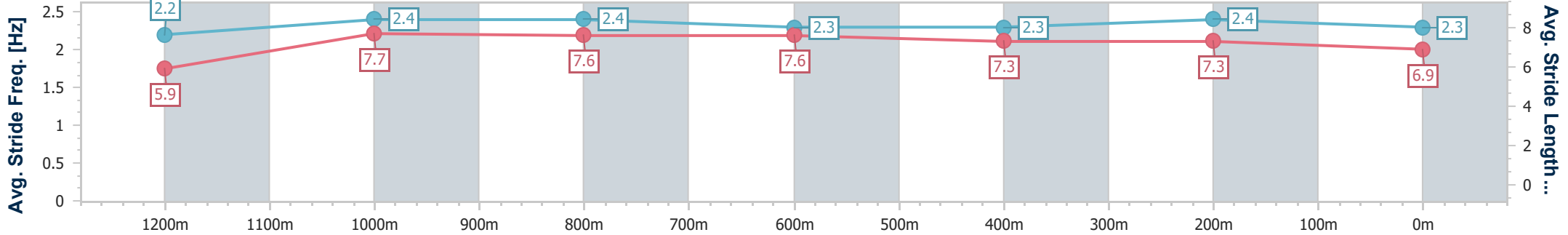
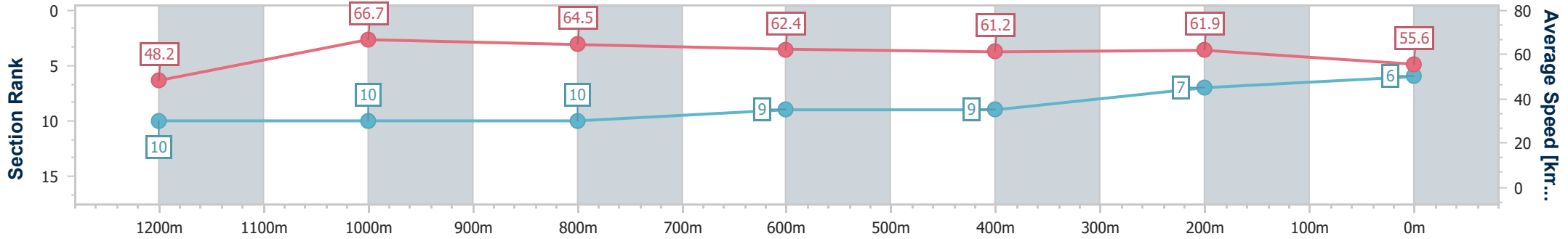
**Doomben QLD Professional**  
**Race 1: STRADBROKE CALCUTTA 13 JUNE BENCHMARK 85**  
**Handicap - 1350m**  
**25 May 2024 - 11:10**



**BRISBANE**  
**RACING CLUB**

Track Rating: Soft 5, Weather: Overcast, Rail Position: +2m Entire

Section	Overall	1200m	1000m	800m	600m	400m	200m
Section Times	1:21.23 [6] (0:11.24)	1:09.99 [10] (0:10.80)	0:59.19 [10] (0:11.19)	0:48.00 [10] (0:11.63)	0:36.37 [9] (0:11.74)	0:24.63 [9] (0:11.68)	0:12.95 [7] (0:12.95)
Average Speed [km/h]	48.2	66.7	64.5	62.4	61.2	61.9	55.6
Top Speed [km/h]	64.9	67.4	66.3	63.2	62.3	62.9	59.5
Avg. Dist. to Rail [m]	3.5	1.0	1.5	0.9	0.3	2.5	3.1
Avg. Stride Freq. [Hz]	2.2	2.4	2.4	2.3	2.3	2.4	2.3
Avg. Stride Length [m]	5.9	7.7	7.6	7.6	7.3	7.3	6.9



- [ ] Ranking at each section and finish
- .-.- No data available at this section
- NA No data available



Horse/Jockey Name	Stuttering
Final Rank	7
Fastest Section Time (Section)	0:10.82 (1200m)
Top Speed [km/h] (Section)	67.3 (1200m)
Race State	Finished



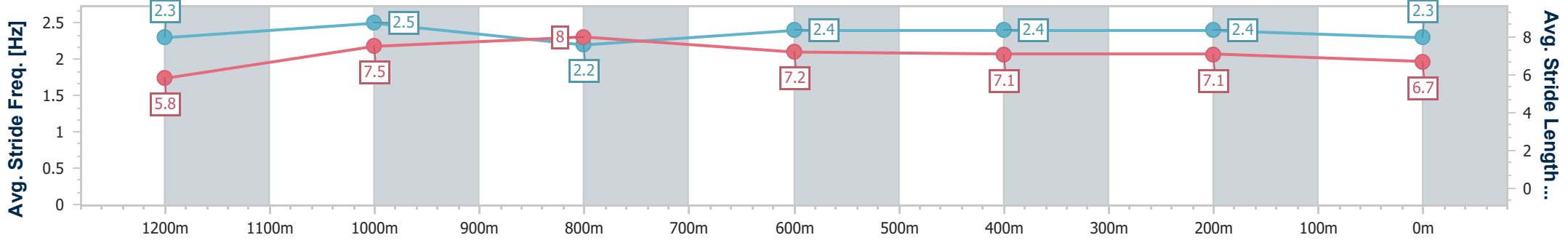
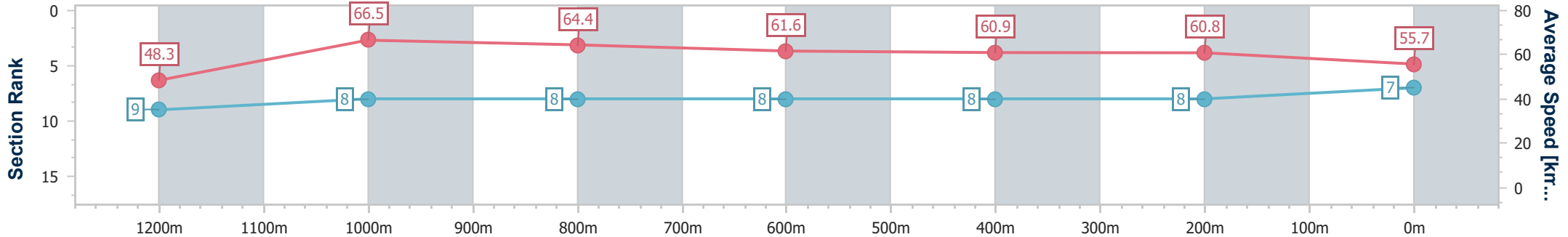
**Doomben QLD Professional**  
**Race 1: STRADBROKE CALCUTTA 13 JUNE BENCHMARK 85**  
**Handicap - 1350m**  
**25 May 2024 - 11:10**



**BRISBANE**  
**RACING CLUB**

Track Rating: Soft 5, Weather: Overcast, Rail Position: +2m Entire

Section	Overall	1200m	1000m	800m	600m	400m	200m
Section Times	1:21.29 [7] (0:11.18)	1:10.11 [9] (0:10.82)	0:59.29 [8] (0:11.16)	0:48.13 [8] (0:11.69)	0:36.44 [8] (0:11.74)	0:24.70 [8] (0:11.77)	0:12.93 [8] (0:12.93)
Average Speed [km/h]	48.3	66.5	64.4	61.6	60.9	60.8	55.7
Top Speed [km/h]	64.4	67.3	66.8	63.0	62.9	61.9	59.3
Avg. Dist. to Rail [m]	1.6	0.2	0.4	0.3	1.0	0.8	0.5
Avg. Stride Freq. [Hz]	2.3	2.5	2.2	2.4	2.4	2.4	2.3
Avg. Stride Length [m]	5.8	7.5	8.0	7.2	7.1	7.1	6.7



- [ ] Ranking at each section and finish
- .-.- No data available at this section
- NA No data available



Horse/Jockey Name	Arts Object
Final Rank	8
Fastest Section Time (Section)	0:10.82 (1200m)
Top Speed [km/h] (Section)	67.5 (1200m)
Race State	Finished



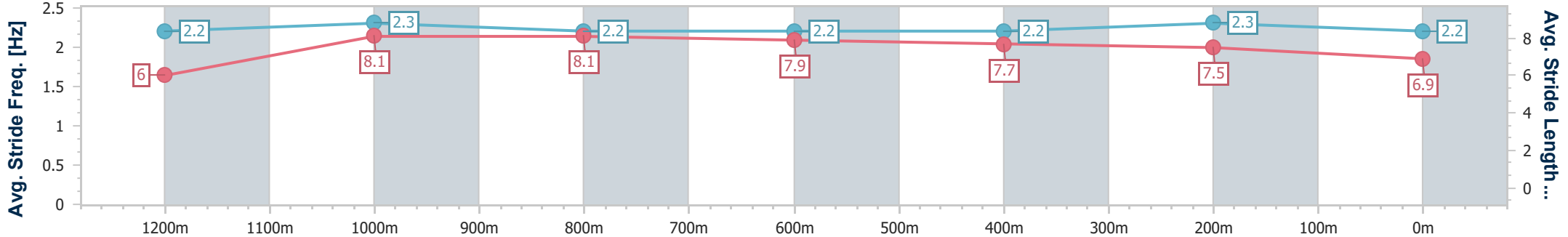
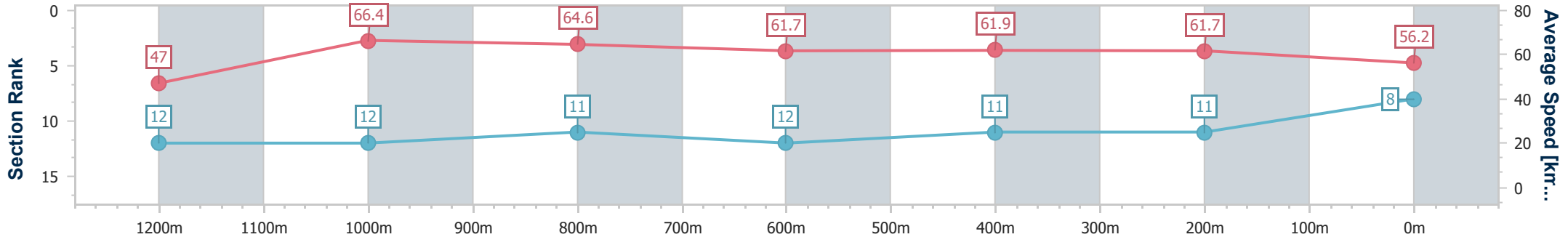
**Doomben QLD Professional**  
**Race 1: STRADBROKE CALCUTTA 13 JUNE BENCHMARK 85**  
**Handicap - 1350m**  
**25 May 2024 - 11:10**



**BRISBANE**  
**RACING CLUB**

Track Rating: Soft 5, Weather: Overcast, Rail Position: +2m Entire

Section	Overall	1200m	1000m	800m	600m	400m	200m
Section Times	1:21.30 [8] (0:11.48)	1:09.82 [12] (0:10.82)	0:59.00 [12] (0:11.10)	0:47.90 [11] (0:11.70)	0:36.20 [12] (0:11.71)	0:24.49 [11] (0:11.67)	0:12.82 [11] (0:12.82)
Average Speed [km/h]	47.0	66.4	64.6	61.7	61.9	61.7	56.2
Top Speed [km/h]	63.6	67.5	67.3	63.1	63.1	62.9	59.4
Avg. Dist. to Rail [m]	6.7	0.7	1.6	1.3	1.0	0.3	0.6
Avg. Stride Freq. [Hz]	2.2	2.3	2.2	2.2	2.2	2.3	2.2
Avg. Stride Length [m]	6.0	8.1	8.1	7.9	7.7	7.5	6.9



- [ ] Ranking at each section and finish
- .-.- No data available at this section
- NA No data available



Horse/Jockey Name	Spooky Spirit
Final Rank	9
Fastest Section Time (Section)	0:10.87 (1200m)
Top Speed [km/h] (Section)	67.1 (1200m)
Race State	Finished



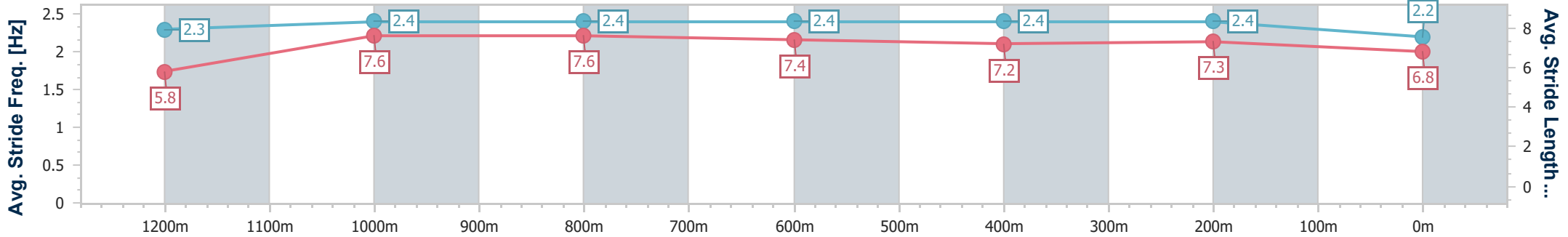
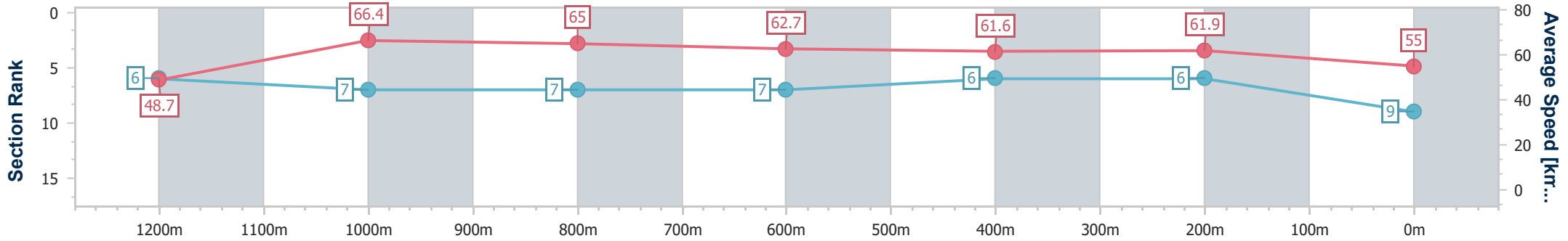
**Doomben QLD Professional**  
**Race 1: STRADBROKE CALCUTTA 13 JUNE BENCHMARK 85**  
**Handicap - 1350m**  
**25 May 2024 - 11:10**



**BRISBANE**  
**RACING CLUB**

Track Rating: Soft 5, Weather: Overcast, Rail Position: +2m Entire

Section	Overall	1200m	1000m	800m	600m	400m	200m
Section Times	1:21.32 [9] (0:11.07)	1:10.25 [6] (0:10.87)	0:59.38 [7] (0:11.15)	0:48.23 [7] (0:11.63)	0:36.60 [7] (0:11.82)	0:24.78 [6] (0:11.72)	0:13.06 [6] (0:13.06)
Average Speed [km/h]	48.7	66.4	65.0	62.7	61.6	61.9	55.0
Top Speed [km/h]	64.4	67.1	66.4	64.5	62.9	63.4	60.1
Avg. Dist. to Rail [m]	6.2	3.8	3.1	2.5	2.2	4.3	4.1
Avg. Stride Freq. [Hz]	2.3	2.4	2.4	2.4	2.4	2.4	2.2
Avg. Stride Length [m]	5.8	7.6	7.6	7.4	7.2	7.3	6.8



- [ ] Ranking at each section and finish
- .-.- No data available at this section
- NA No data available



Horse/Jockey Name	Full Recognition
Final Rank	10
Fastest Section Time (Section)	0:10.80 (1200m)
Top Speed [km/h] (Section)	67.8 (1000m)
Race State	Finished



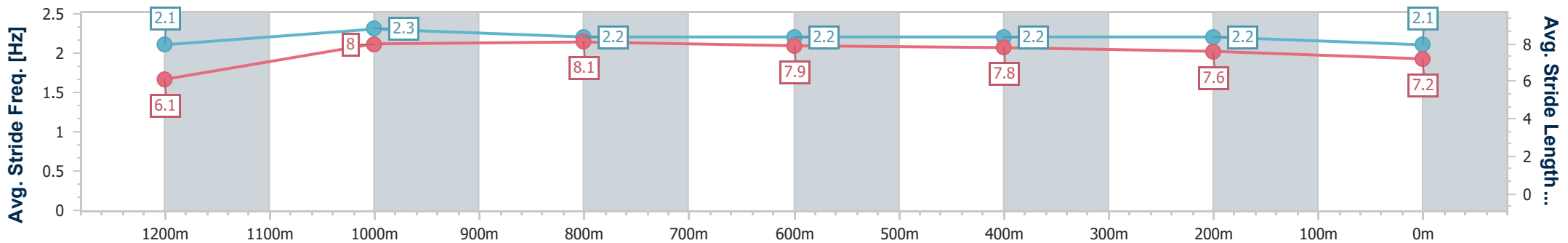
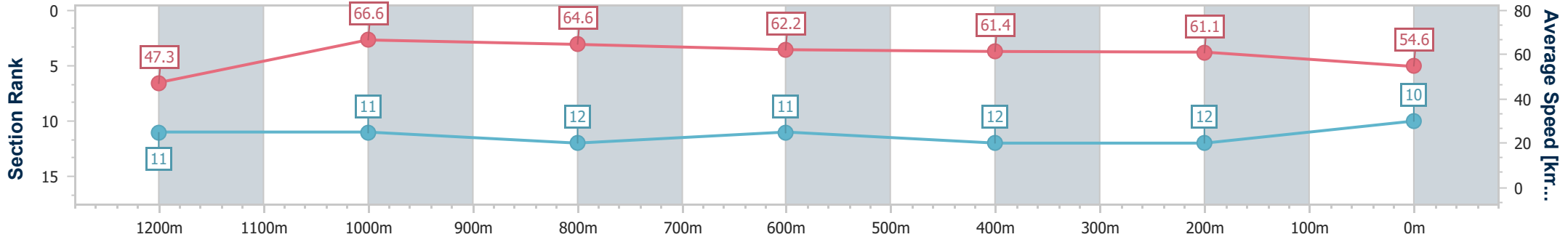
**Doomben QLD Professional**  
**Race 1: STRADBROKE CALCUTTA 13 JUNE BENCHMARK 85**  
**Handicap - 1350m**  
**25 May 2024 - 11:10**



**BRISBANE**  
**RACING CLUB**

Track Rating: Soft 5, Weather: Overcast, Rail Position: +2m Entire

Section	Overall	1200m	1000m	800m	600m	400m	200m
Section Times	1:21.84 [10] (0:11.46)	1:10.38 [11] (0:10.80)	0:59.58 [11] (0:11.19)	0:48.39 [12] (0:11.64)	0:36.75 [11] (0:11.75)	0:25.00 [12] (0:11.84)	0:13.16 [12] (0:13.16)
Average Speed [km/h]	47.3	66.6	64.6	62.2	61.4	61.1	54.6
Top Speed [km/h]	63.1	67.7	67.8	64.0	64.0	62.4	59.7
Avg. Dist. to Rail [m]	9.3	2.3	1.8	0.7	0.9	3.2	4.8
Avg. Stride Freq. [Hz]	2.1	2.3	2.2	2.2	2.2	2.2	2.1
Avg. Stride Length [m]	6.1	8.0	8.1	7.9	7.8	7.6	7.2



- [ ] Ranking at each section and finish
- .-.- No data available at this section
- NA No data available



Horse/Jockey Name	Avebury
Final Rank	11
Fastest Section Time (Section)	0:10.51 (1200m)
Top Speed [km/h] (Section)	69.1 (1200m)
Race State	Finished



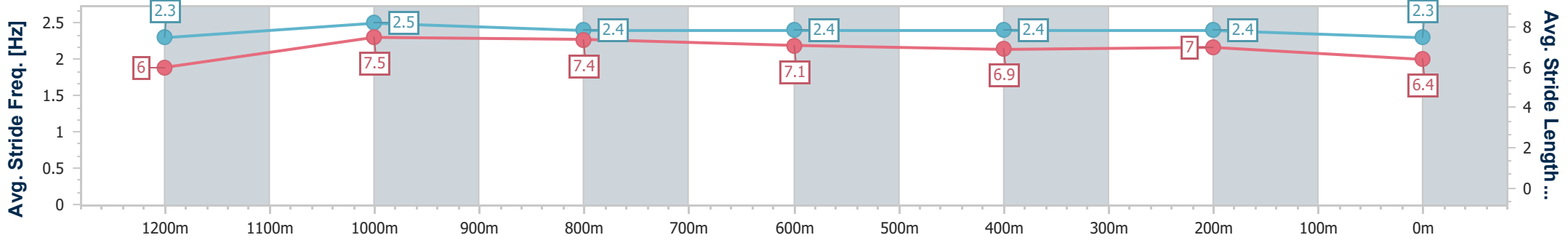
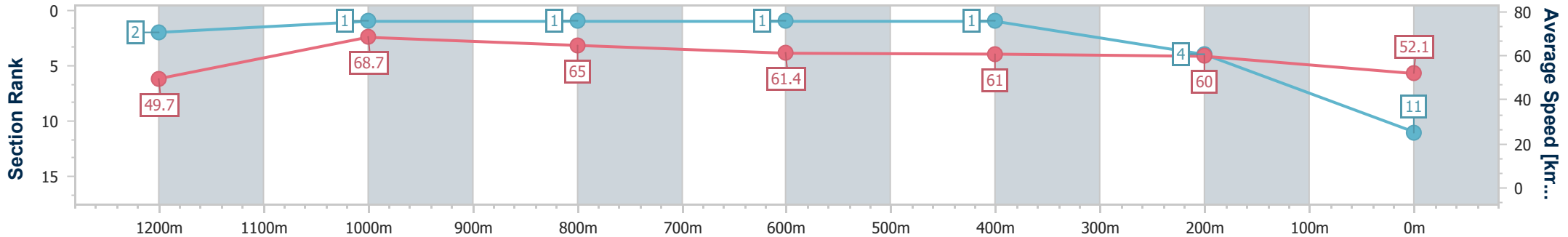
**Doomben QLD Professional**  
**Race 1: STRADBROKE CALCUTTA 13 JUNE BENCHMARK 85**  
**Handicap - 1350m**  
**25 May 2024 - 11:10**



**BRISBANE**  
**RACING CLUB**

Track Rating: Soft 5, Weather: Overcast, Rail Position: +2m Entire

Section	Overall	1200m	1000m	800m	600m	400m	200m
Section Times	1:21.90 [11] (0:10.86)	1:11.04 [2] (0:10.51)	1:00.53 [1] (0:11.10)	0:49.43 [1] (0:11.79)	0:37.64 [1] (0:11.81)	0:25.83 [1] (0:12.00)	0:13.83 [4] (0:13.83)
Average Speed [km/h]	49.7	68.7	65.0	61.4	61.0	60.0	52.1
Top Speed [km/h]	66.4	69.1	68.6	62.4	62.0	62.0	57.1
Avg. Dist. to Rail [m]	9.4	4.2	2.2	1.0	0.4	1.9	2.4
Avg. Stride Freq. [Hz]	2.3	2.5	2.4	2.4	2.4	2.4	2.3
Avg. Stride Length [m]	6.0	7.5	7.4	7.1	6.9	7.0	6.4



- [ ] Ranking at each section and finish
- .-.- No data available at this section
- NA No data available



Horse/Jockey Name	Standing Order
Final Rank	12
Fastest Section Time (Section)	0:10.62 (1200m)
Top Speed [km/h] (Section)	68.8 (1200m)
Race State	Finished



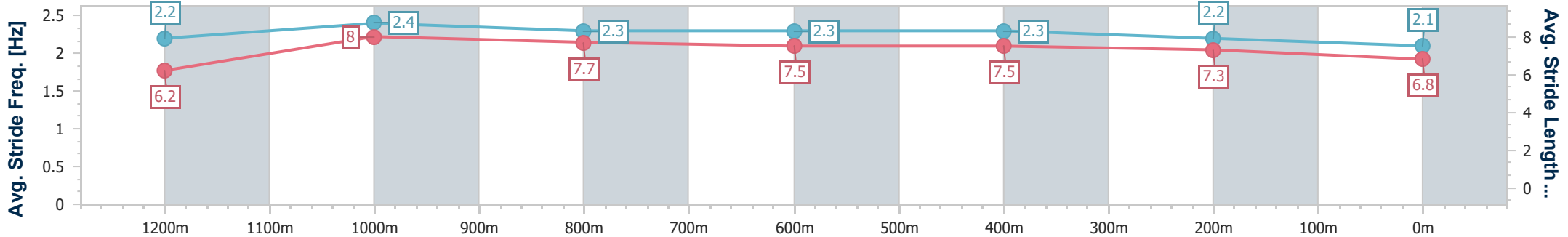
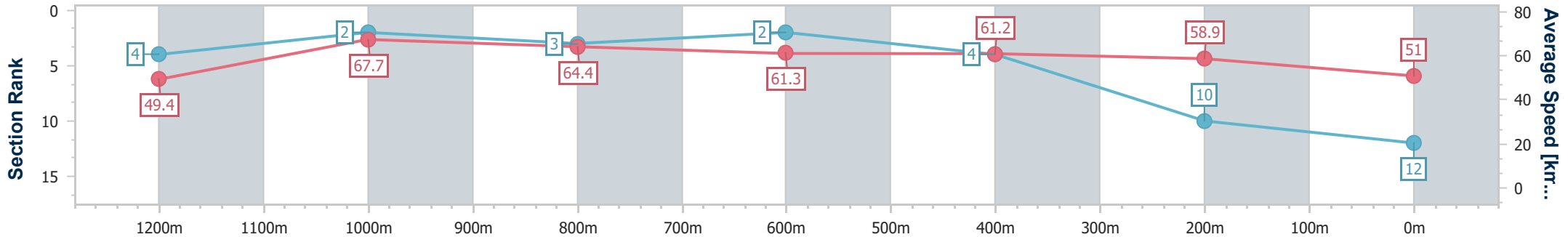
**Doomben QLD Professional**  
**Race 1: STRADBROKE CALCUTTA 13 JUNE BENCHMARK 85**  
**Handicap - 1350m**  
**25 May 2024 - 11:10**



**BRISBANE**  
**RACING CLUB**

Track Rating: Soft 5, Weather: Overcast, Rail Position: +2m Entire

Section	Overall	1200m	1000m	800m	600m	400m	200m
Section Times	1:22.55 [12] (0:10.94)	1:11.61 [4] (0:10.62)	1:00.99 [2] (0:11.19)	0:49.80 [3] (0:11.65)	0:38.15 [2] (0:11.86)	0:26.29 [4] (0:12.21)	0:14.08 [10] (0:14.08)
Average Speed [km/h]	49.4	67.7	64.4	61.3	61.2	58.9	51.0
Top Speed [km/h]	66.7	68.8	65.9	62.4	62.1	60.3	56.7
Avg. Dist. to Rail [m]	6.7	2.2	1.0	0.6	0.5	1.2	1.5
Avg. Stride Freq. [Hz]	2.2	2.4	2.3	2.3	2.3	2.2	2.1
Avg. Stride Length [m]	6.2	8.0	7.7	7.5	7.5	7.3	6.8



- [ ] Ranking at each section and finish
- .-.- No data available at this section
- NA No data available





# Doomben QLD Professional

## Race 2: THE STAR BENCHMARK 85 Handicap - 1110m

25 May 2024 - 11:44



BRISBANE  
RACING CLUB

Track Rating: Soft 6, Weather: Overcast, Rail Position: +2m Entire

Section		Field Times										Last 600m	
		Overall	1000m	800m	600m	400m	200m						0:35.05
		1:04.83 (0:08.20)	0:56.63 (0:10.28)	0:46.35 (0:11.30)	0:35.05 (0:11.61)	0:23.44 (0:11.41)	0:12.03 (0:12.03)						
Rank	TAB Horse/Jockey	Barrier	Top Speed [km/h]	Fastest Section								Margin	Distance Travelled [m]
1	19 MY SNOW QUEEN Zac Lloyd	2	67.6 1000m	0:08.40 Overall	1:04.83 [1] (0:08.40)	0:56.43 [4] (0:10.76)	0:45.67 [4] (0:11.09)	0:34.58 [4] (0:11.45)	0:23.13 [4] (0:11.18)	0:11.95 [2] (0:11.95)	1:04.83	0:34.58	
2	12 NASHIRA Damian Lane	3	67.1 1000m	0:08.55 Overall	1:04.93 [2] (0:08.55)	0:56.38 [5] (0:10.85)	0:45.53 [6] (0:10.99)	0:34.54 [6] (0:11.36)	0:23.18 [5] (0:11.19)	0:11.99 [4] (0:11.99)	0.61L	0:34.54	-3
3	8 VODKA MARTINI Cejay Graham	6	69.7 1000m	0:08.26 Overall	1:05.06 [3] (0:08.26)	0:56.80 [3] (0:10.44)	0:46.36 [2] (0:11.14)	0:35.22 [2] (0:11.55)	0:23.67 [1] (0:11.41)	0:12.26 [1] (0:12.26)	1.35L	0:35.22	+1
4	5 SWISS EXILE Jamie Mott	4	67.9 1000m	0:08.61 Overall	1:05.20 [4] (0:08.61)	0:56.59 [6] (0:10.70)	0:45.89 [5] (0:11.03)	0:34.86 [5] (0:11.45)	0:23.41 [6] (0:11.14)	0:12.27 [3] (0:12.27)	2.16L	0:34.86	+1
5	15 HAKKAI MARU Robbie Dolan	13	68.4 1000m	0:09.12 Overall	1:05.28 [5] (0:09.12)	0:56.16 [12] (0:10.80)	0:45.36 [11] (0:11.04)	0:34.32 [11] (0:11.23)	0:23.09 [11] (0:11.26)	0:11.83 [9] (0:11.83)	2.64L	0:34.32	+6
6	7 TSUNAMI SAM Ryan Maloney	8	67.4 800m	0:08.74 Overall	1:05.32 [6] (0:08.74)	0:56.58 [8] (0:10.93)	0:45.65 [9] (0:10.94)	0:34.71 [7] (0:11.33)	0:23.38 [7] (0:11.32)	0:12.06 [7] (0:12.06)	2.89L	0:34.71	+2
7	17 MUSCHIALLI Tommy Berry	12	67.8 800m	0:08.86 Overall	1:05.38 [7] (0:08.86)	0:56.52 [10] (0:11.03)	0:45.49 [10] (0:10.91)	0:34.58 [10] (0:11.34)	0:23.24 [10] (0:11.32)	0:11.92 [11] (0:11.92)	3.23L	0:34.58	+4
8	11 LOST IN TRANSIT Tyler Schiller	5	67.3 1000m	0:08.80 Overall	1:05.57 [8] (0:08.80)	0:56.77 [9] (0:10.83)	0:45.94 [7] (0:11.09)	0:34.85 [9] (0:11.36)	0:23.49 [9] (0:11.37)	0:12.12 [10] (0:12.12)	4.38L	0:34.85	+3
9	16 LIQUOR Angela Jones	1	69.5 1000m	0:08.21 Overall	1:05.67 [9] (0:08.21)	0:57.46 [2] (0:10.53)	0:46.93 [3] (0:11.32)	0:35.61 [3] (0:11.56)	0:24.05 [3] (0:11.49)	0:12.56 [6] (0:12.56)	4.92L	0:35.61	-1
10	9 IMMORAL James Orman	16	67.3 800m	0:08.99 Overall	1:05.70 [10] (0:08.99)	0:56.71 [11] (0:11.00)	0:45.71 [12] (0:11.07)	0:34.64 [12] (0:11.27)	0:23.37 [12] (0:11.27)	0:12.10 [12] (0:12.10)	5.12L	0:34.64	+8

Scratched: Contemporary (#1), Kote (#3), Helluva Barty (#13), Hidden Wealth (#14), Golden Boom (#6), Pioneer River (#18), Hold On Honey (#2)

Report Created: Sat 25 May 2024 12:06 GMT+10 (Note: Timing is based on position data)

Page 1/14

[ ] Ranking at each section and finish  
 -:-:- No data available at this section  
 NA No data available

SCN Saddle cloth number  
 DNF Did not finish  
 DNT Did not track

data processed by TRIPLES DATA



# Doomben QLD Professional

## Race 2: THE STAR BENCHMARK 85 Handicap - 1110m

25 May 2024 - 11:44



BRISBANE  
RACING CLUB

Track Rating: Soft 6, Weather: Overcast, Rail Position: +2m Entire

Section		Overall	1000m	800m	600m	400m	200m	Last 600m					
Field Times		1:04.83 (0:08.20)	0:56.63 (0:10.28)	0:46.35 (0:11.30)	0:35.05 (0:11.61)	0:23.44 (0:11.41)	0:12.03 (0:12.03)	0:35.05					
Rank	TAB Horse/Jockey	Barrier	Top Speed [km/h]	Fastest Section	Margin							Distance Travelled [m]	
11	4 OSAMU Tahlia Fenlon	14	72.2 1000m	0:08.20 Overall	1:05.74 [11] (0:08.20)	0:57.54 [1] (0:10.28)	0:47.26 [1] (0:11.30)	0:35.96 [1] (0:11.62)	0:24.34 [2] (0:11.63)	0:12.71 [5] (0:12.71)	5.34L	0:35.96	-1
12	10 KINGSTON'S HERE Michael Rodd	10	68.1 800m	0:08.70 Overall	1:05.88 [12] (0:08.70)	0:57.18 [7] (0:10.93)	0:46.25 [8] (0:11.02)	0:35.23 [8] (0:11.35)	0:23.88 [8] (0:11.40)	0:12.48 [8] (0:12.48)	6.17L	0:35.23	+7

Scratched: Contemporary (#1), Kote (#3), Helluva Barty (#13), Hidden Wealth (#14), Golden Boom (#6), Pioneer River (#18), Hold On Honey (#2)

[ ] Ranking at each section and finish  
 -:-:- No data available at this section  
 NA No data available

SCN Saddle cloth number  
 DNF Did not finish  
 DNT Did not track



Horse/Jockey Name	My Snow Queen
Final Rank	1
Fastest Section Time (Section)	0:08.40 (Overall)
Top Speed [km/h] (Section)	67.6 (1000m)
Race State	Finished



Doomben QLD Professional

Race 2: THE STAR BENCHMARK 85 Handicap - 1110m

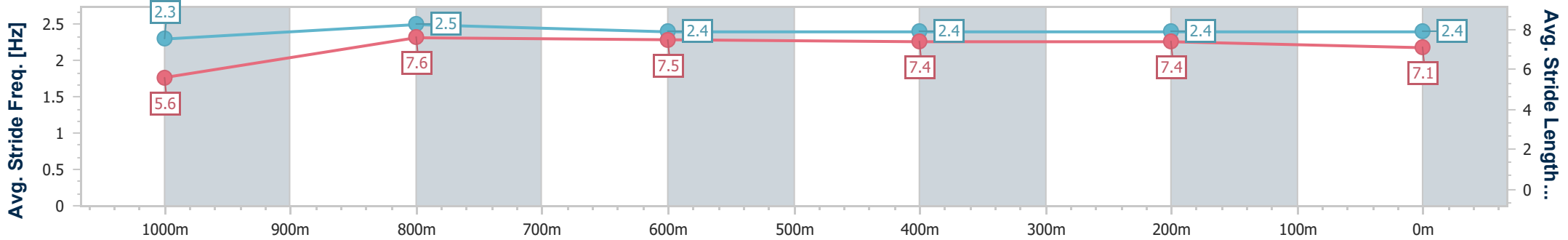
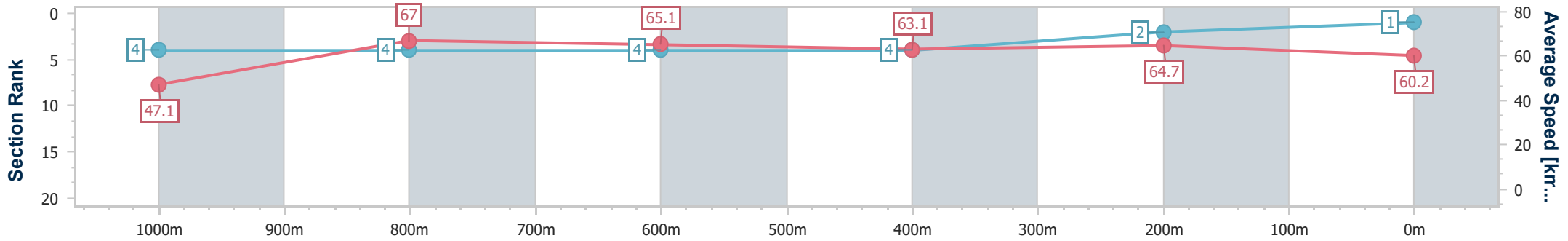
25 May 2024 - 11:44

Track Rating: Soft 6, Weather: Overcast, Rail Position: +2m Entire



BRISBANE RACING CLUB

Section	Overall	1000m	800m	600m	400m	200m
Section Times	1:04.83 [1] (0:08.40)	0:56.43 [4] (0:10.76)	0:45.67 [4] (0:11.09)	0:34.58 [4] (0:11.45)	0:23.13 [4] (0:11.18)	0:11.95 [2] (0:11.95)
Average Speed [km/h]	47.1	67.0	65.1	63.1	64.7	60.2
Top Speed [km/h]	65.8	67.6	66.4	66.2	66.4	63.7
Avg. Dist. to Rail [m]	2.7	1.3	0.4	0.8	2.9	4.0
Avg. Stride Freq. [Hz]	2.3	2.5	2.4	2.4	2.4	2.4
Avg. Stride Length [m]	5.6	7.6	7.5	7.4	7.4	7.1



- [ ] Ranking at each section and finish
- .-.-.- No data available at this section
- NA No data available



Horse/Jockey Name	Nashira
Final Rank	2
Fastest Section Time (Section)	0:08.55 (Overall)
Top Speed [km/h] (Section)	67.1 (1000m)
Race State	Finished



Doomben QLD Professional

Race 2: THE STAR BENCHMARK 85 Handicap - 1110m

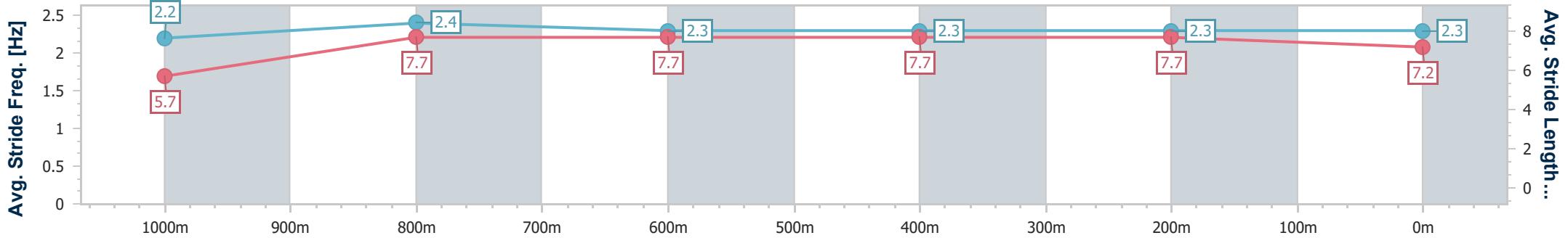
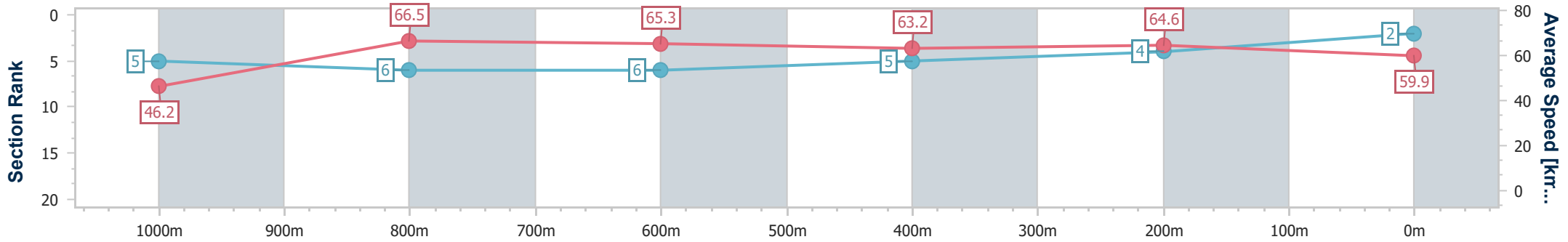
25 May 2024 - 11:44

Track Rating: Soft 6, Weather: Overcast, Rail Position: +2m Entire



BRISBANE RACING CLUB

Section	Overall	1000m	800m	600m	400m	200m
Section Times	1:04.93 [2] (0:08.55)	0:56.38 [5] (0:10.85)	0:45.53 [6] (0:10.99)	0:34.54 [6] (0:11.36)	0:23.18 [5] (0:11.19)	0:11.99 [4] (0:11.99)
Average Speed [km/h]	46.2	66.5	65.3	63.2	64.6	59.9
Top Speed [km/h]	64.4	67.1	66.6	65.1	65.9	63.6
Avg. Dist. to Rail [m]	3.7	1.1	0.4	0.4	1.2	1.4
Avg. Stride Freq. [Hz]	2.2	2.4	2.3	2.3	2.3	2.3
Avg. Stride Length [m]	5.7	7.7	7.7	7.7	7.7	7.2



- [ ] Ranking at each section and finish
- .-.- No data available at this section
- NA No data available



Horse/Jockey Name	Vodka Martini
Final Rank	3
Fastest Section Time (Section)	0:08.26 (Overall)
Top Speed [km/h] (Section)	69.7 (1000m)
Race State	Finished



Doomben QLD Professional

Race 2: THE STAR BENCHMARK 85 Handicap - 1110m

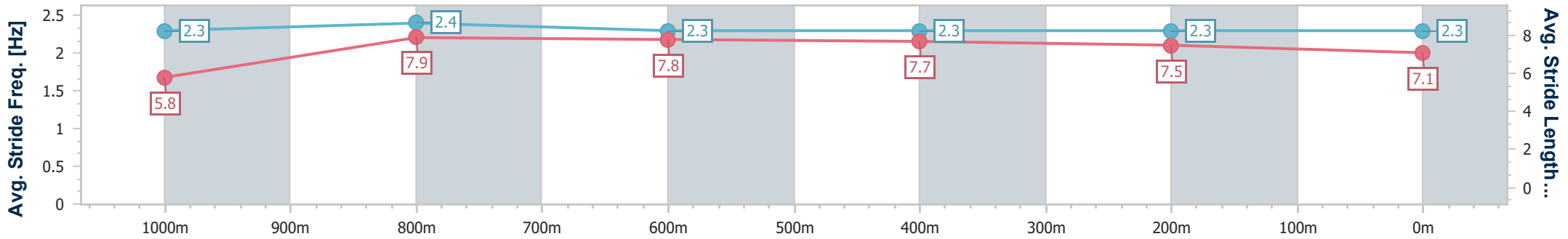
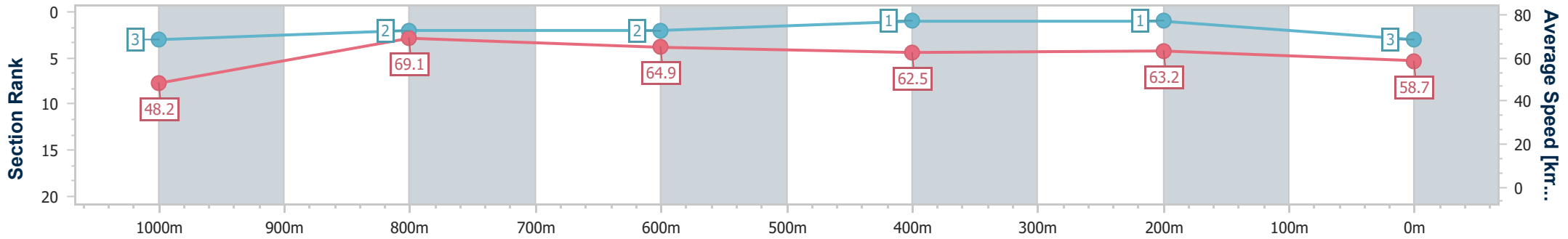
25 May 2024 - 11:44

Track Rating: Soft 6, Weather: Overcast, Rail Position: +2m Entire



BRISBANE RACING CLUB

Section	Overall	1000m	800m	600m	400m	200m
Section Times	1:05.06 [3] (0:08.26)	0:56.80 [3] (0:10.44)	0:46.36 [2] (0:11.14)	0:35.22 [2] (0:11.55)	0:23.67 [1] (0:11.41)	0:12.26 [1] (0:12.26)
Average Speed [km/h]	48.2	69.1	64.9	62.5	63.2	58.7
Top Speed [km/h]	68.1	69.7	67.9	63.9	65.1	63.3
Avg. Dist. to Rail [m]	6.6	1.3	0.9	0.6	2.4	3.5
Avg. Stride Freq. [Hz]	2.3	2.4	2.3	2.3	2.3	2.3
Avg. Stride Length [m]	5.8	7.9	7.8	7.7	7.5	7.1



- [ ] Ranking at each section and finish
- .-.- No data available at this section
- NA No data available



Horse/Jockey Name	Swiss Exile
Final Rank	4
Fastest Section Time (Section)	0:08.61 (Overall)
Top Speed [km/h] (Section)	67.9 (1000m)
Race State	Finished



Doomben QLD Professional

Race 2: THE STAR BENCHMARK 85 Handicap - 1110m

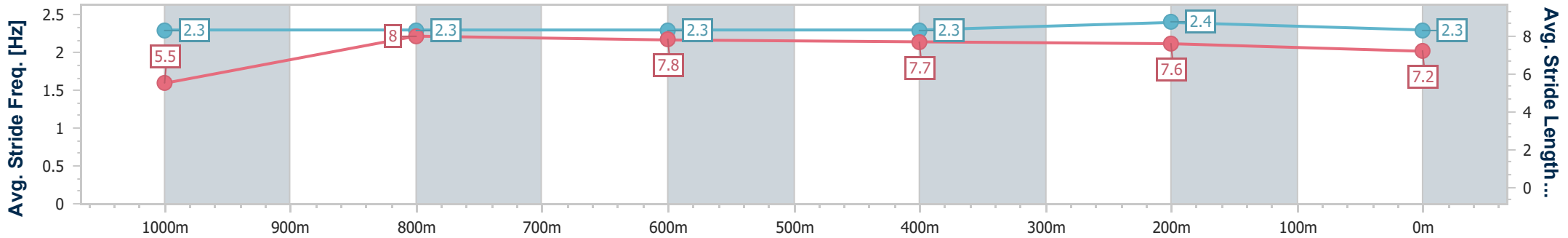
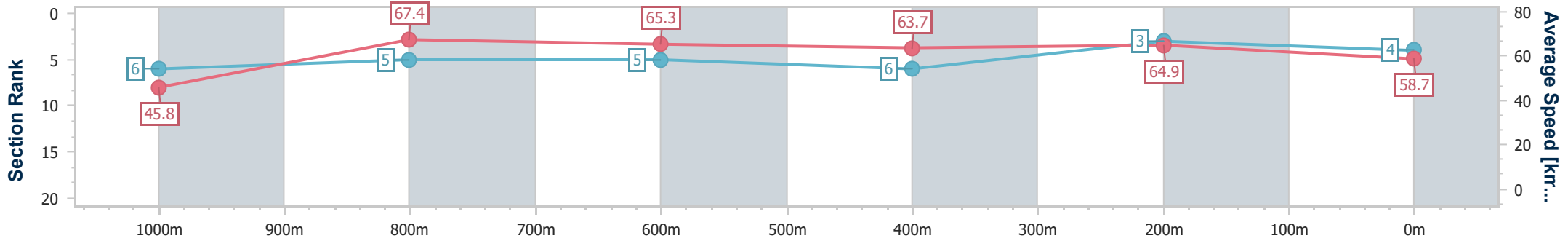
25 May 2024 - 11:44

Track Rating: Soft 6, Weather: Overcast, Rail Position: +2m Entire



BRISBANE RACING CLUB

Section	Overall	1000m	800m	600m	400m	200m
Section Times	1:05.20 [4] (0:08.61)	0:56.59 [6] (0:10.70)	0:45.89 [5] (0:11.03)	0:34.86 [5] (0:11.45)	0:23.41 [6] (0:11.14)	0:12.27 [3] (0:12.27)
Average Speed [km/h]	45.8	67.4	65.3	63.7	64.9	58.7
Top Speed [km/h]	66.9	67.9	67.0	64.5	66.3	63.7
Avg. Dist. to Rail [m]	4.2	0.5	0.7	1.7	5.0	5.7
Avg. Stride Freq. [Hz]	2.3	2.3	2.3	2.3	2.4	2.3
Avg. Stride Length [m]	5.5	8.0	7.8	7.7	7.6	7.2



- [ ] Ranking at each section and finish
- .-.- No data available at this section
- NA No data available



Horse/Jockey Name	Hakkai Maru
Final Rank	5
Fastest Section Time (Section)	0:09.12 (Overall)
Top Speed [km/h] (Section)	68.4 (1000m)
Race State	Finished



Doomben QLD Professional

Race 2: THE STAR BENCHMARK 85 Handicap - 1110m

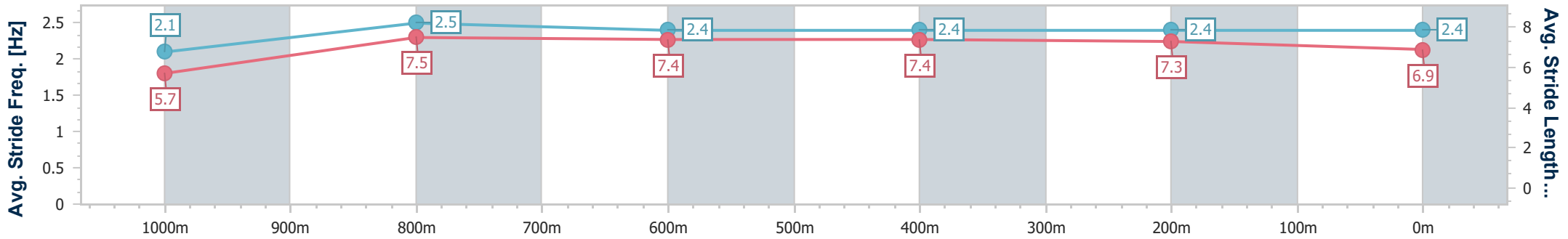
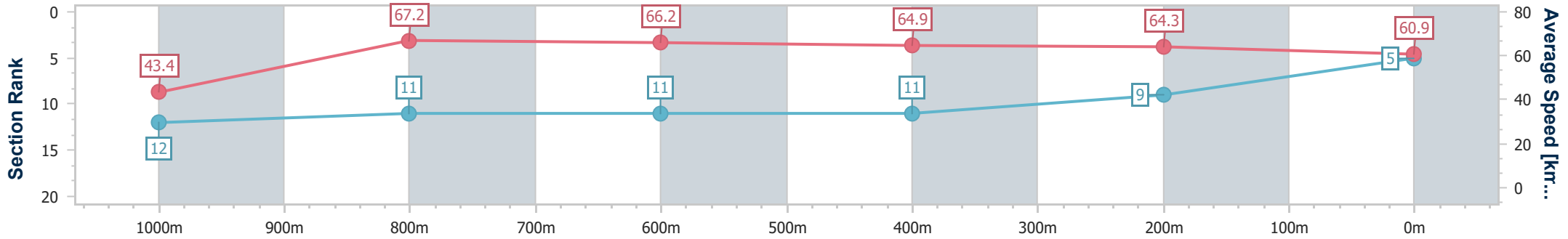
25 May 2024 - 11:44

Track Rating: Soft 6, Weather: Overcast, Rail Position: +2m Entire



BRISBANE RACING CLUB

Section	Overall	1000m	800m	600m	400m	200m
Section Times	1:05.28 [5] (0:09.12)	0:56.16 [12] (0:10.80)	0:45.36 [11] (0:11.04)	0:34.32 [11] (0:11.23)	0:23.09 [11] (0:11.26)	0:11.83 [9] (0:11.83)
Average Speed [km/h]	43.4	67.2	66.2	64.9	64.3	60.9
Top Speed [km/h]	63.0	68.4	67.5	67.5	65.7	63.9
Avg. Dist. to Rail [m]	9.4	2.8	2.9	1.7	4.2	5.6
Avg. Stride Freq. [Hz]	2.1	2.5	2.4	2.4	2.4	2.4
Avg. Stride Length [m]	5.7	7.5	7.4	7.4	7.3	6.9



- [ ] Ranking at each section and finish
- .-.- No data available at this section
- NA No data available



Horse/Jockey Name	Tsunami Sam
Final Rank	6
Fastest Section Time (Section)	0:08.74 (Overall)
Top Speed [km/h] (Section)	67.4 (800m)
Race State	Finished



Doomben QLD Professional

Race 2: THE STAR BENCHMARK 85 Handicap - 1110m

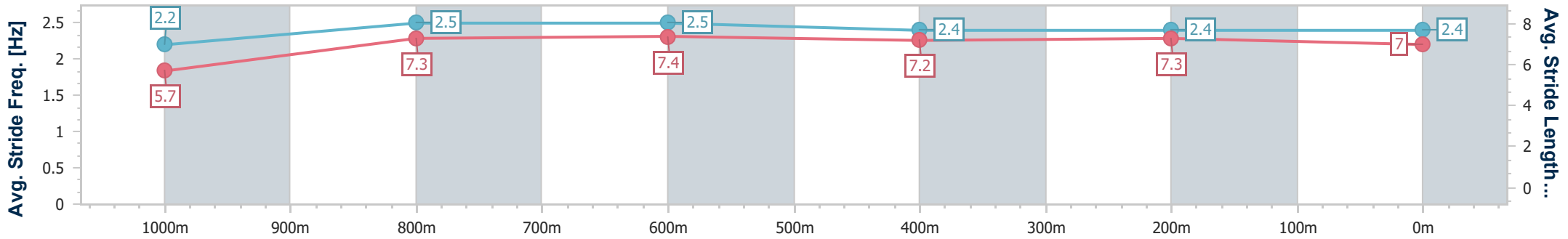
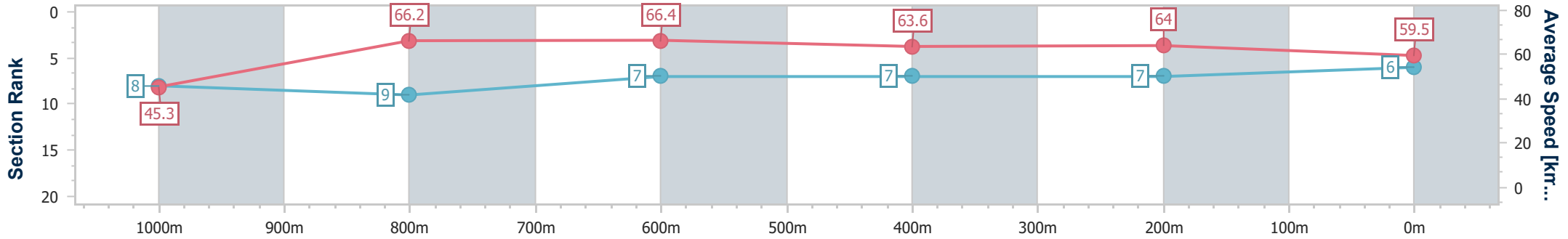
25 May 2024 - 11:44

Track Rating: Soft 6, Weather: Overcast, Rail Position: +2m Entire



BRISBANE RACING CLUB

Section	Overall	1000m	800m	600m	400m	200m
Section Times	1:05.32 [6] (0:08.74)	0:56.58 [8] (0:10.93)	0:45.65 [9] (0:10.94)	0:34.71 [7] (0:11.33)	0:23.38 [7] (0:11.32)	0:12.06 [7] (0:12.06)
Average Speed [km/h]	45.3	66.2	66.4	63.6	64.0	59.5
Top Speed [km/h]	64.4	67.3	67.4	64.9	64.5	63.1
Avg. Dist. to Rail [m]	6.6	1.9	0.9	0.8	3.6	4.2
Avg. Stride Freq. [Hz]	2.2	2.5	2.5	2.4	2.4	2.4
Avg. Stride Length [m]	5.7	7.3	7.4	7.2	7.3	7.0



- [ ] Ranking at each section and finish
- .-.- No data available at this section
- NA No data available





Horse/Jockey Name	Muschialli
Final Rank	7
Fastest Section Time (Section)	0:08.86 (Overall)
Top Speed [km/h] (Section)	67.8 (800m)
Race State	Finished



Doomben QLD Professional

Race 2: THE STAR BENCHMARK 85 Handicap - 1110m

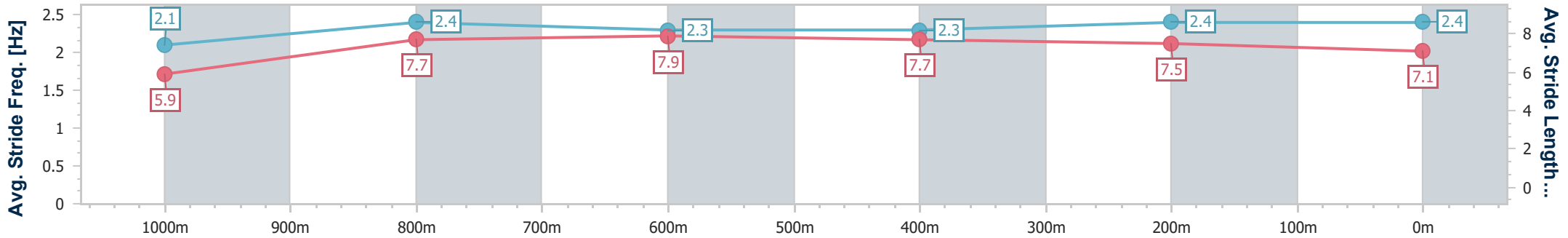
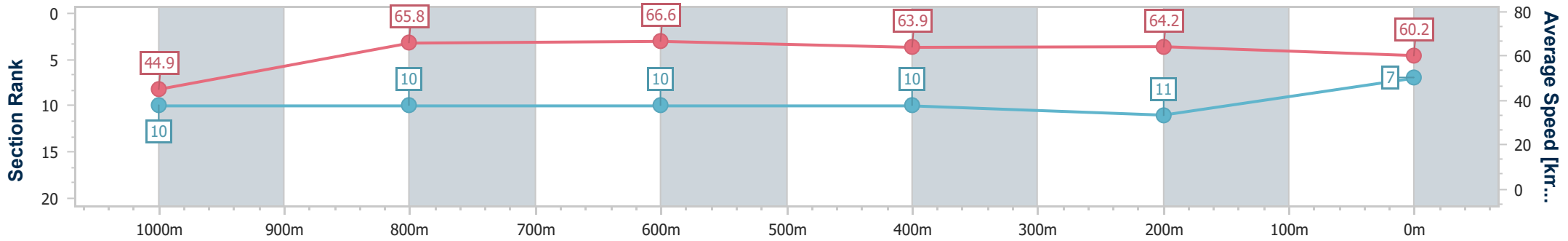
25 May 2024 - 11:44

Track Rating: Soft 6, Weather: Overcast, Rail Position: +2m Entire



BRISBANE RACING CLUB

Section	Overall	1000m	800m	600m	400m	200m
Section Times	1:05.38 [7] (0:08.86)	0:56.52 [10] (0:11.03)	0:45.49 [10] (0:10.91)	0:34.58 [10] (0:11.34)	0:23.24 [10] (0:11.32)	0:11.92 [11] (0:11.92)
Average Speed [km/h]	44.9	65.8	66.6	63.9	64.2	60.2
Top Speed [km/h]	62.4	67.4	67.8	65.0	65.9	64.0
Avg. Dist. to Rail [m]	8.9	3.8	1.7	1.2	5.2	7.6
Avg. Stride Freq. [Hz]	2.1	2.4	2.3	2.3	2.4	2.4
Avg. Stride Length [m]	5.9	7.7	7.9	7.7	7.5	7.1



- [ ] Ranking at each section and finish
- .-.- No data available at this section
- NA No data available



Horse/Jockey Name	Lost In Transit
Final Rank	8
Fastest Section Time (Section)	0:08.80 (Overall)
Top Speed [km/h] (Section)	67.3 (1000m)
Race State	Finished



Doomben QLD Professional

Race 2: THE STAR BENCHMARK 85 Handicap - 1110m

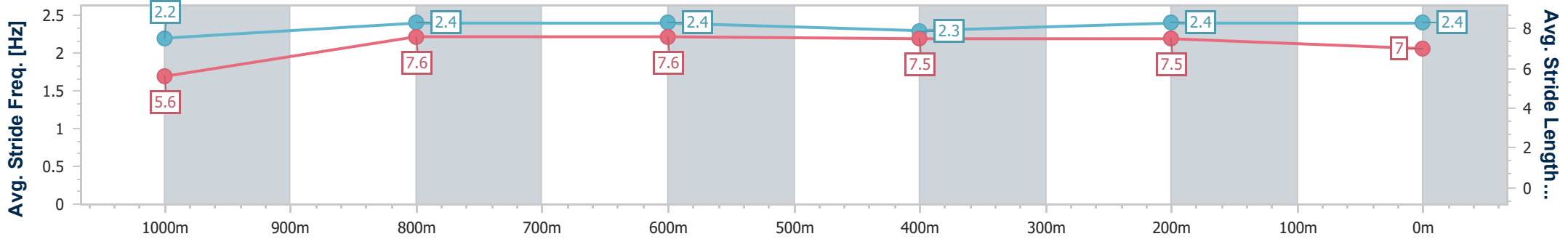
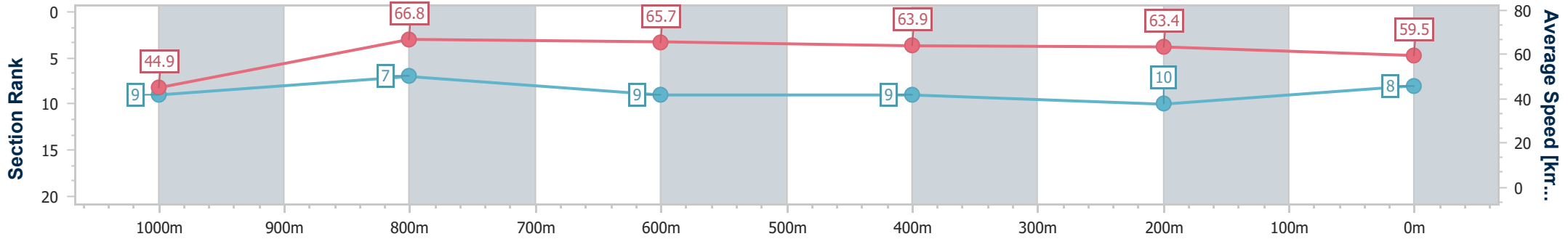
25 May 2024 - 11:44

Track Rating: Soft 6, Weather: Overcast, Rail Position: +2m Entire



BRISBANE RACING CLUB

Section	Overall	1000m	800m	600m	400m	200m
Section Times	1:05.57 [8] (0:08.80)	0:56.77 [9] (0:10.83)	0:45.94 [7] (0:11.09)	0:34.85 [9] (0:11.36)	0:23.49 [9] (0:11.37)	0:12.12 [10] (0:12.12)
Average Speed [km/h]	44.9	66.8	65.7	63.9	63.4	59.5
Top Speed [km/h]	65.4	67.3	66.6	64.9	64.7	63.2
Avg. Dist. to Rail [m]	5.1	0.7	2.1	1.5	2.4	2.8
Avg. Stride Freq. [Hz]	2.2	2.4	2.4	2.3	2.4	2.4
Avg. Stride Length [m]	5.6	7.6	7.6	7.5	7.5	7.0



- [ ] Ranking at each section and finish
- .-.- No data available at this section
- NA No data available



Horse/Jockey Name	Liquor
Final Rank	9
Fastest Section Time (Section)	0:08.21 (Overall)
Top Speed [km/h] (Section)	69.5 (1000m)
Race State	Finished



Doomben QLD Professional

Race 2: THE STAR BENCHMARK 85 Handicap - 1110m

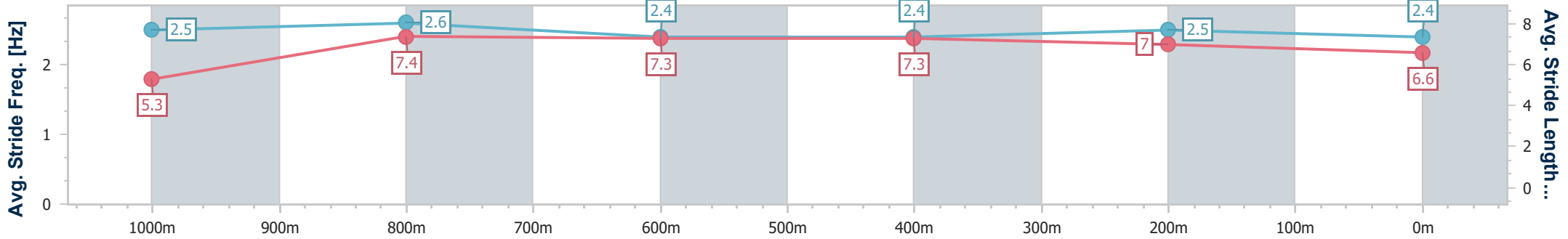
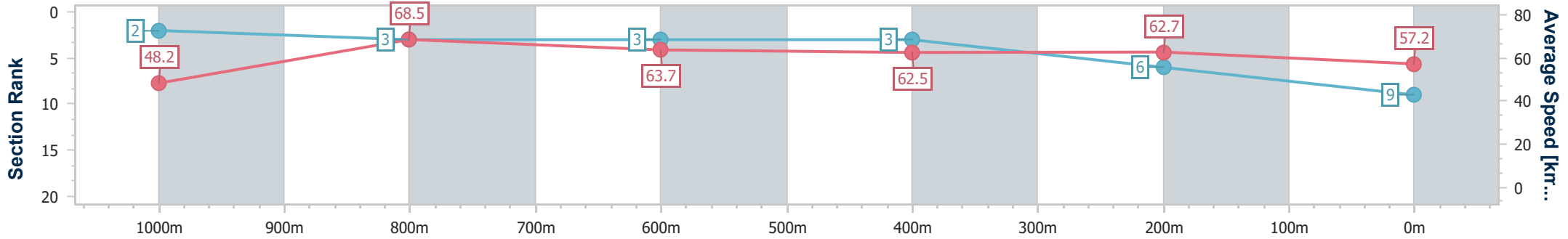
25 May 2024 - 11:44

Track Rating: Soft 6, Weather: Overcast, Rail Position: +2m Entire



BRISBANE RACING CLUB

Section	Overall	1000m	800m	600m	400m	200m
Section Times	1:05.67 [9] (0:08.21)	0:57.46 [2] (0:10.53)	0:46.93 [3] (0:11.32)	0:35.61 [3] (0:11.56)	0:24.05 [3] (0:11.49)	0:12.56 [6] (0:12.56)
Average Speed [km/h]	48.2	68.5	63.7	62.5	62.7	57.2
Top Speed [km/h]	66.9	69.5	66.8	64.2	63.9	62.1
Avg. Dist. to Rail [m]	1.0	0.5	0.8	0.4	0.3	1.5
Avg. Stride Freq. [Hz]	2.5	2.6	2.4	2.4	2.5	2.4
Avg. Stride Length [m]	5.3	7.4	7.3	7.3	7.0	6.6



- [ ] Ranking at each section and finish
- .-.- No data available at this section
- NA No data available



Horse/Jockey Name	Immoral
Final Rank	10
Fastest Section Time (Section)	0:08.99 (Overall)
Top Speed [km/h] (Section)	67.3 (800m)
Race State	Finished



Doomben QLD Professional

Race 2: THE STAR BENCHMARK 85 Handicap - 1110m

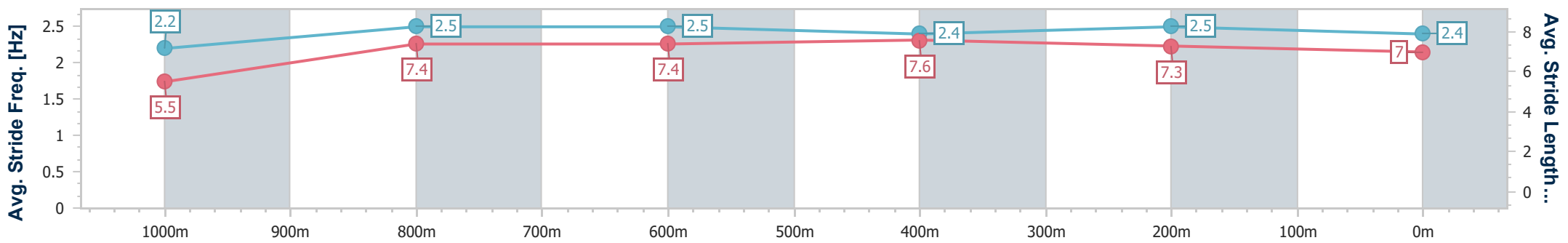
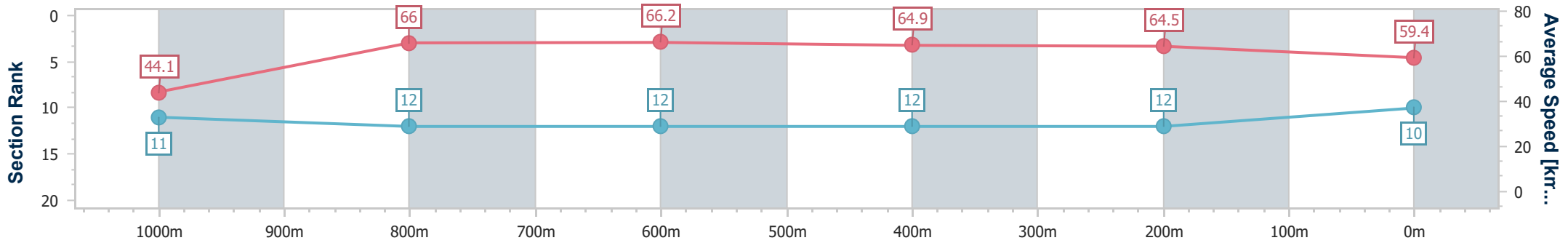
25 May 2024 - 11:44

Track Rating: Soft 6, Weather: Overcast, Rail Position: +2m Entire



BRISBANE RACING CLUB

Section	Overall	1000m	800m	600m	400m	200m
Section Times	1:05.70 [10] (0:08.99)	0:56.71 [11] (0:11.00)	0:45.71 [12] (0:11.07)	0:34.64 [12] (0:11.27)	0:23.37 [12] (0:11.27)	0:12.10 [12] (0:12.10)
Average Speed [km/h]	44.1	66.0	66.2	64.9	64.5	59.4
Top Speed [km/h]	62.7	66.6	67.3	67.2	66.2	63.6
Avg. Dist. to Rail [m]	9.8	3.3	3.2	3.0	7.7	8.1
Avg. Stride Freq. [Hz]	2.2	2.5	2.5	2.4	2.5	2.4
Avg. Stride Length [m]	5.5	7.4	7.4	7.6	7.3	7.0



- [ ] Ranking at each section and finish
- .-.- No data available at this section
- NA No data available



Horse/Jockey Name	Osamu
Final Rank	11
Fastest Section Time (Section)	0:08.20 (Overall)
Top Speed [km/h] (Section)	72.2 (1000m)
Race State	Finished



Doomben QLD Professional

Race 2: THE STAR BENCHMARK 85 Handicap - 1110m

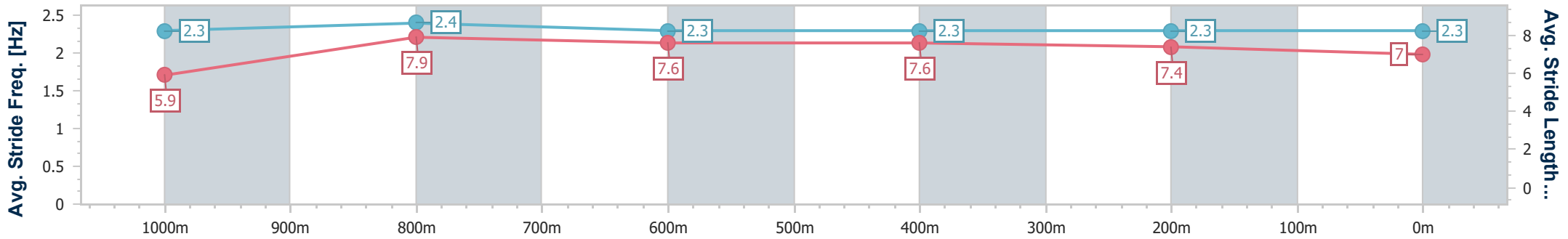
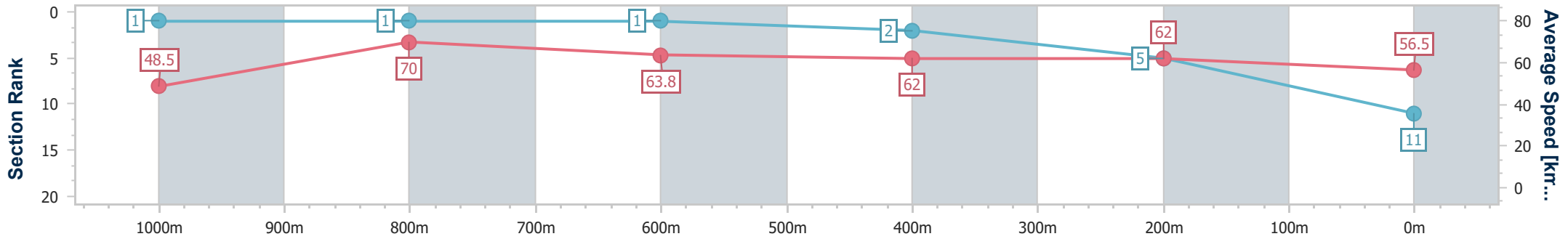
25 May 2024 - 11:44

Track Rating: Soft 6, Weather: Overcast, Rail Position: +2m Entire



BRISBANE RACING CLUB

Section	Overall	1000m	800m	600m	400m	200m
Section Times	1:05.74 [11] (0:08.20)	0:57.54 [1] (0:10.28)	0:47.26 [1] (0:11.30)	0:35.96 [1] (0:11.62)	0:24.34 [2] (0:11.63)	0:12.71 [5] (0:12.71)
Average Speed [km/h]	48.5	70.0	63.8	62.0	62.0	56.5
Top Speed [km/h]	68.7	72.2	64.9	64.2	63.7	60.4
Avg. Dist. to Rail [m]	9.6	1.9	0.6	0.2	0.3	1.1
Avg. Stride Freq. [Hz]	2.3	2.4	2.3	2.3	2.3	2.3
Avg. Stride Length [m]	5.9	7.9	7.6	7.6	7.4	7.0



- [ ] Ranking at each section and finish
- .-.- No data available at this section
- NA No data available



Horse/Jockey Name	Kingston's Here
Final Rank	12
Fastest Section Time (Section)	0:08.70 (Overall)
Top Speed [km/h] (Section)	68.1 (800m)
Race State	Finished



Doomben QLD Professional

Race 2: THE STAR BENCHMARK 85 Handicap - 1110m

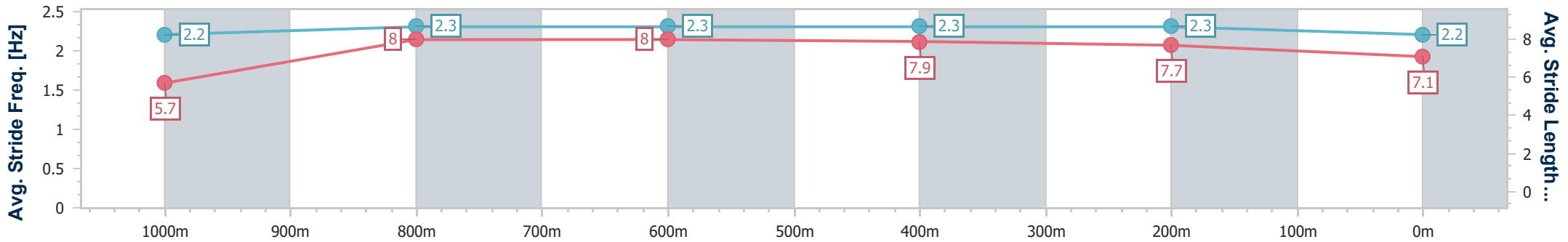
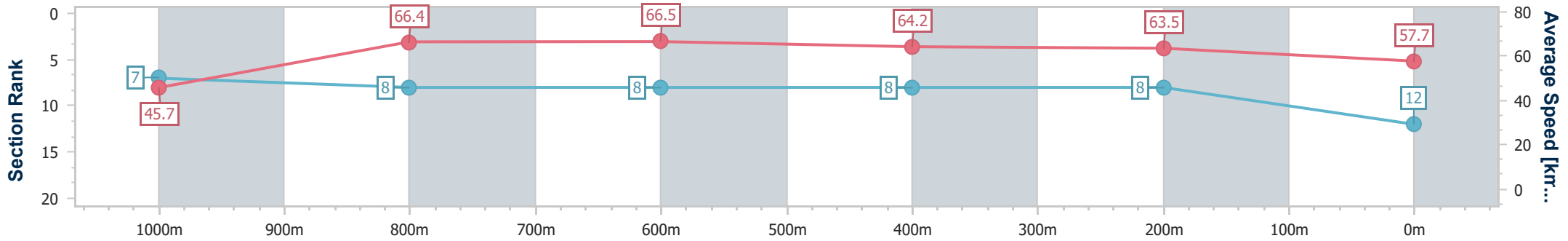
25 May 2024 - 11:44

Track Rating: Soft 6, Weather: Overcast, Rail Position: +2m Entire



BRISBANE RACING CLUB

Section	Overall	1000m	800m	600m	400m	200m
Section Times	1:05.88 [12] (0:08.70)	0:57.18 [7] (0:10.93)	0:46.25 [8] (0:11.02)	0:35.23 [8] (0:11.35)	0:23.88 [8] (0:11.40)	0:12.48 [8] (0:12.48)
Average Speed [km/h]	45.7	66.4	66.5	64.2	63.5	57.7
Top Speed [km/h]	63.3	67.6	68.1	65.6	64.9	61.3
Avg. Dist. to Rail [m]	7.5	3.3	3.2	1.8	4.8	6.5
Avg. Stride Freq. [Hz]	2.2	2.3	2.3	2.3	2.3	2.2
Avg. Stride Length [m]	5.7	8.0	8.0	7.9	7.7	7.1



- [ ] Ranking at each section and finish
- .-.- No data available at this section
- NA No data available



**Doomben QLD Professional**  
**Race 3: SEVEN DARBY McCARTHY (QTIS BONUSES APPLICABLE) - 1110m**  
**25 May 2024 - 12:19**



BRISBANE  
RACING CLUB

Track Rating: Soft 6, Weather: Overcast, Rail Position: +2m Entire

Section													Last 600m	
Field Times		Overall	1000m	800m	600m	400m	200m						0:34.82	
		1:04.89 (0:08.21)	0:56.68 (0:10.55)	0:46.13 (0:11.31)	0:34.82 (0:11.46)	0:23.36 (0:11.12)	0:12.24 (0:12.24)							
Rank	TAB Horse/Jockey	Barrier	Top Speed [km/h]	Fastest Section								Margin	Distance Travelled [m]	
1	7 TIGER SHARK Craig Williams	5	70.9	0:08.32	1:04.89 [1] (0:08.32)	0:56.57 [2] (0:10.52)	0:46.05 [2] (0:11.23)	0:34.82 [1] (0:11.46)	0:23.36 [1] (0:11.12)	0:12.24 [1] (0:12.24)	1:04.89	0:34.82		
2	9 OUTWEIGHED Sean Cormack	1	70.2	0:08.21	1:04.95 [2] (0:08.21)	0:56.74 [1] (0:10.55)	0:46.19 [1] (0:11.33)	0:34.86 [2] (0:11.51)	0:23.35 [2] (0:11.17)	0:12.18 [2] (0:12.18)	0.36L	0:34.86	+0	
3	1 CELUI Opie Bosson	6	71.2	0:08.40	1:04.96 [3] (0:08.40)	0:56.56 [3] (0:10.56)	0:46.00 [3] (0:11.31)	0:34.69 [3] (0:11.38)	0:23.31 [3] (0:11.24)	0:12.07 [3] (0:12.07)	0.4L	0:34.69	+6	
4	6 SKIRT THE LAW Damian Lane	8	68.4	0:08.48	1:05.02 [4] (0:08.48)	0:56.54 [5] (0:10.74)	0:45.80 [7] (0:11.24)	0:34.56 [5] (0:11.59)	0:22.97 [5] (0:11.03)	0:11.94 [4] (0:11.94)	0.77L	0:34.56	+7	
5	11 AVONE Angela Jones	11	68.1	0:08.56	1:05.35 [5] (0:08.56)	0:56.79 [6] (0:10.85)	0:45.94 [8] (0:11.30)	0:34.64 [8] (0:11.47)	0:23.17 [7] (0:11.30)	0:11.87 [8] (0:11.87)	2.69L	0:34.64	+0	
6	2 GENZANO Zac Lloyd	10	69.1	0:08.89	1:05.35 [6] (0:08.89)	0:56.46 [10] (0:10.75)	0:45.71 [10] (0:11.10)	0:34.61 [9] (0:11.49)	0:23.12 [9] (0:11.08)	0:12.04 [6] (0:12.04)	2.71L	0:34.61	+12	
7	10 FORTUNEER Tyler Schiller	3	68.7	0:08.80	1:05.36 [7] (0:08.80)	0:56.56 [9] (0:10.78)	0:45.78 [9] (0:11.22)	0:34.56 [10] (0:11.56)	0:23.00 [10] (0:11.23)	0:11.77 [9] (0:11.77)	2.76L	0:34.56	+0	
8	12 ENTERPRISE LUCIA Robbie Dolan	4	69.7	0:08.58	1:05.60 [8] (0:08.58)	0:57.02 [7] (0:10.64)	0:46.38 [6] (0:11.33)	0:35.05 [7] (0:11.62)	0:23.43 [6] (0:11.17)	0:12.26 [7] (0:12.26)	4.16L	0:35.05	+3	
9	8 POWER BALLARD Tim Clark	9	69.5	0:08.43	1:05.83 [9] (0:08.43)	0:57.40 [4] (0:10.69)	0:46.71 [4] (0:11.19)	0:35.52 [4] (0:11.58)	0:23.94 [4] (0:11.41)	0:12.53 [5] (0:12.53)	5.54L	0:35.52	+4	
10	3 SHOW ME MERCY Michael Rodd	13	68.3	0:08.97	1:05.85 [10] (0:08.97)	0:56.88 [11] (0:10.83)	0:46.05 [11] (0:11.10)	0:34.95 [11] (0:11.52)	0:23.43 [11] (0:11.19)	0:12.24 [10] (0:12.24)	5.63L	0:34.95	+4	

Scratched: The Inflictor (#4)



**Doomben QLD Professional**  
**Race 3: SEVEN DARBY McCARTHY (QTIS BONUSES APPLICABLE) -**  
**1110m**  
**25 May 2024 - 12:19**



Track Rating: Soft 6, Weather: Overcast, Rail Position: +2m Entire

Section		Overall	1000m	800m	600m	400m	200m	Last 600m					
Field Times		1:04.89 (0:08.21)	0:56.68 (0:10.55)	0:46.13 (0:11.31)	0:34.82 (0:11.46)	0:23.36 (0:11.12)	0:12.24 (0:12.24)	0:34.82					
Rank	TAB Horse/Jockey	Barrier	Top Speed [km/h]	Fastest Section	Margin						Distance Travelled [m]		
11	13 <b>CAILIN ALAINN</b> Nikita Beriman	7	67.5 1000m	0:09.01 Overall	1:06.55 [11] (0:09.01)	0:57.54 [12] (0:10.88)	0:46.66 [12] (0:11.21)	0:35.45 [12] (0:11.50)	0:23.95 [12] (0:11.54)	0:12.41 [12] (0:12.41)	9.75L	0:35.45	-3
12	5 <b>TARGETED</b> James Orman	2	69.7 1000m	0:08.67 Overall	1:08.33 [12] (0:08.67)	0:59.66 [8] (0:10.54)	0:49.12 [5] (0:11.25)	0:37.87 [6] (0:11.73)	0:26.14 [8] (0:11.89)	0:14.25 [11] (0:14.25)	20.21L	0:37.87	-7

Scratched: The Inflictor (#4)

[ ] Ranking at each section and finish  
 -:-:-:- No data available at this section  
 NA No data available

SCN Saddle cloth number  
 DNF Did not finish  
 DNT Did not track





Horse/Jockey Name	Tiger Shark
Final Rank	1
Fastest Section Time (Section)	0:08.32 (Overall)
Top Speed [km/h] (Section)	70.9 (1000m)
Race State	Finished



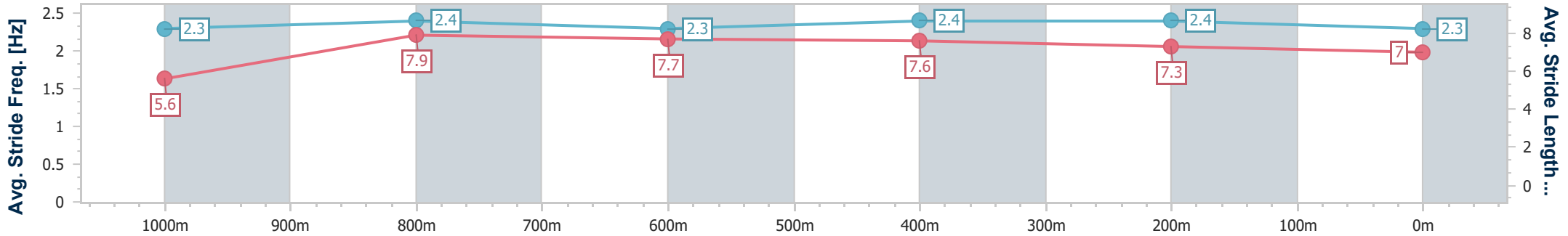
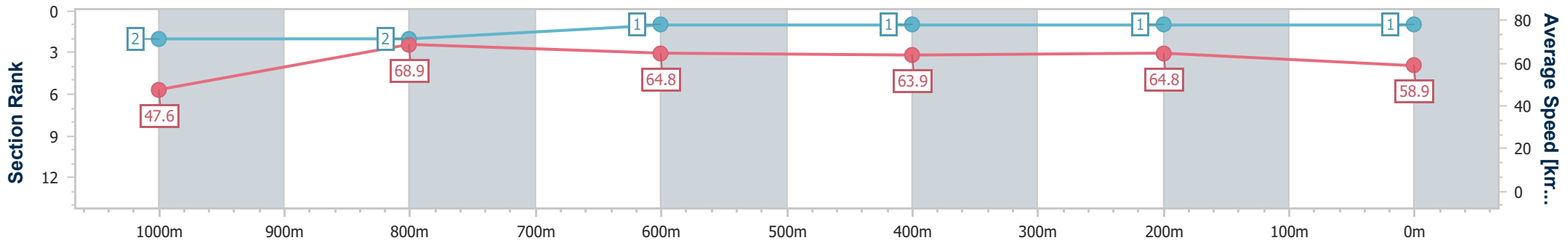
**Doomben QLD Professional**  
**Race 3: SEVEN DARBY McCARTHY (QTIS BONUSES APPLICABLE) - 1110m**



**BRISBANE RACING CLUB**

25 May 2024 - 12:19  
 Track Rating: Soft 6, Weather: Overcast, Rail Position: +2m Entire

Section	Overall	1000m	800m	600m	400m	200m
Section Times	1:04.89 [1] (0:08.32)	0:56.57 [2] (0:10.52)	0:46.05 [2] (0:11.23)	0:34.82 [1] (0:11.46)	0:23.36 [1] (0:11.12)	0:12.24 [1] (0:12.24)
Average Speed [km/h]	47.6	68.9	64.8	63.9	64.8	58.9
Top Speed [km/h]	67.7	70.9	66.5	65.1	65.7	62.1
Avg. Dist. to Rail [m]	5.8	2.3	2.9	2.4	2.5	3.2
Avg. Stride Freq. [Hz]	2.3	2.4	2.3	2.4	2.4	2.3
Avg. Stride Length [m]	5.6	7.9	7.7	7.6	7.3	7.0



- [ ] Ranking at each section and finish
- .-.- No data available at this section
- NA No data available



Horse/Jockey Name	Outweighed
Final Rank	2
Fastest Section Time (Section)	0:08.21 (Overall)
Top Speed [km/h] (Section)	70.2 (1000m)
Race State	Finished



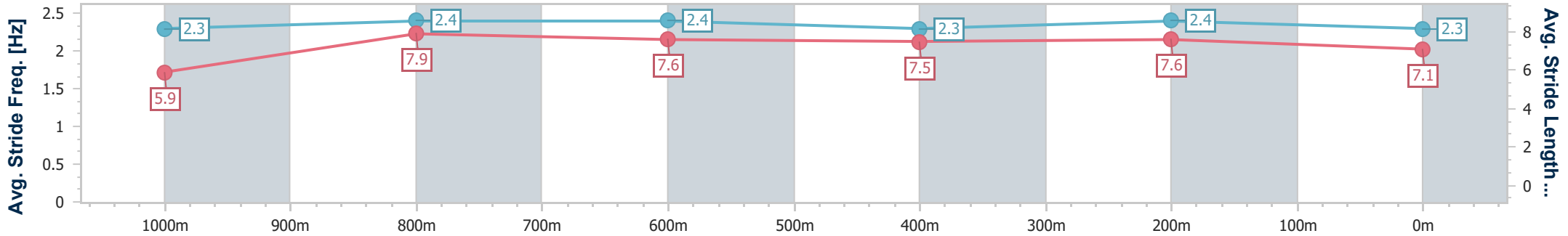
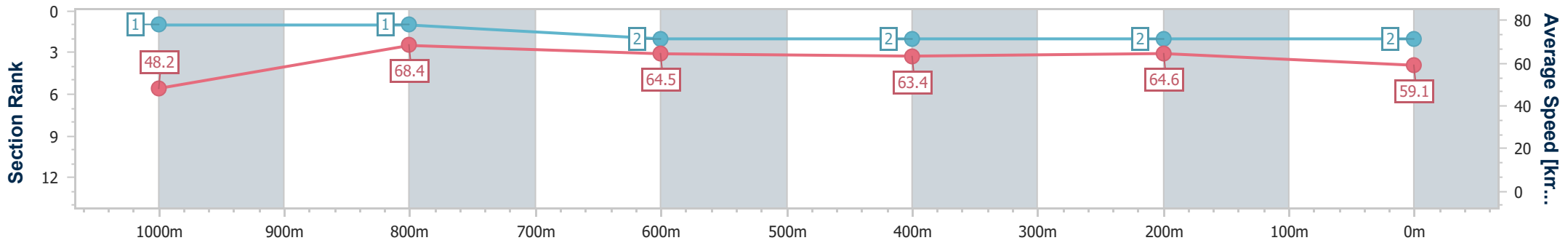
**Doomben QLD Professional**  
**Race 3: SEVEN DARBY McCARTHY (QTIS BONUSES APPLICABLE) - 1110m**



**BRISBANE**  
 RACING CLUB

25 May 2024 - 12:19  
 Track Rating: Soft 6, Weather: Overcast, Rail Position: +2m Entire

Section	Overall	1000m	800m	600m	400m	200m
Section Times	1:04.95 [2] (0:08.21)	0:56.74 [1] (0:10.55)	0:46.19 [1] (0:11.33)	0:34.86 [2] (0:11.51)	0:23.35 [2] (0:11.17)	0:12.18 [2] (0:12.18)
Average Speed [km/h]	48.2	68.4	64.5	63.4	64.6	59.1
Top Speed [km/h]	67.6	70.2	66.7	64.8	65.7	62.8
Avg. Dist. to Rail [m]	1.3	0.8	2.9	2.9	1.3	1.2
Avg. Stride Freq. [Hz]	2.3	2.4	2.4	2.3	2.4	2.3
Avg. Stride Length [m]	5.9	7.9	7.6	7.5	7.6	7.1



- [ ] Ranking at each section and finish
- .-.- No data available at this section
- NA No data available



Horse/Jockey Name	Celui
Final Rank	3
Fastest Section Time (Section)	0:08.40 (Overall)
Top Speed [km/h] (Section)	71.2 (1000m)
Race State	Finished



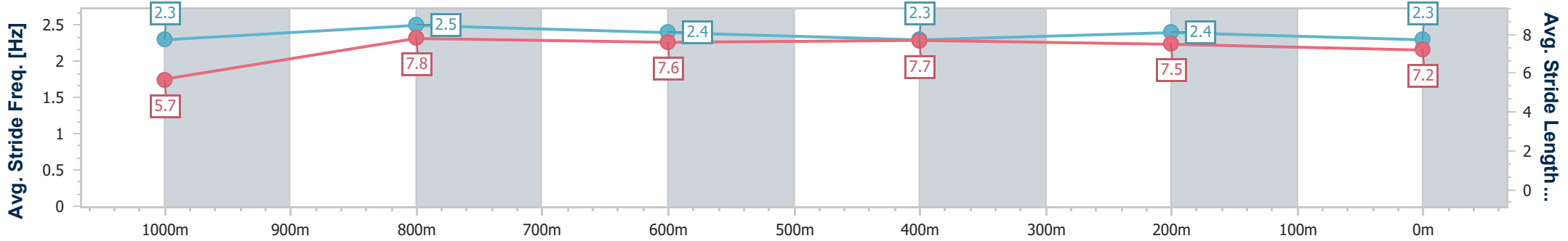
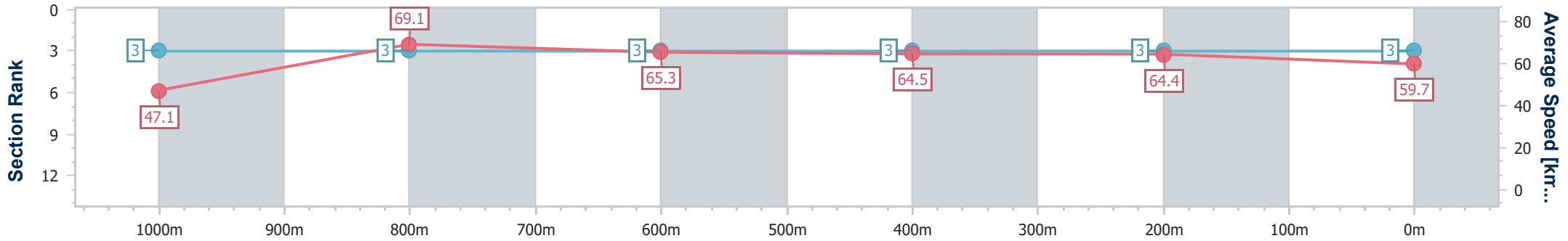
**Doomben QLD Professional**  
**Race 3: SEVEN DARBY McCARTHY (QTIS BONUSES APPLICABLE) - 1110m**



**BRISBANE RACING CLUB**

25 May 2024 - 12:19  
 Track Rating: Soft 6, Weather: Overcast, Rail Position: +2m Entire

Section	Overall	1000m	800m	600m	400m	200m
Section Times	1:04.96 [3] (0:08.40)	0:56.56 [3] (0:10.56)	0:46.00 [3] (0:11.31)	0:34.69 [3] (0:11.38)	0:23.31 [3] (0:11.24)	0:12.07 [3] (0:12.07)
Average Speed [km/h]	47.1	69.1	65.3	64.5	64.4	59.7
Top Speed [km/h]	66.4	71.2	67.5	65.8	65.7	62.5
Avg. Dist. to Rail [m]	6.5	4.9	5.1	3.4	2.5	3.9
Avg. Stride Freq. [Hz]	2.3	2.5	2.4	2.3	2.4	2.3
Avg. Stride Length [m]	5.7	7.8	7.6	7.7	7.5	7.2



- [ ] Ranking at each section and finish
- .-.- No data available at this section
- NA No data available



Horse/Jockey Name	Skirt The Law
Final Rank	4
Fastest Section Time (Section)	0:08.48 (Overall)
Top Speed [km/h] (Section)	68.4 (800m)
Race State	Finished



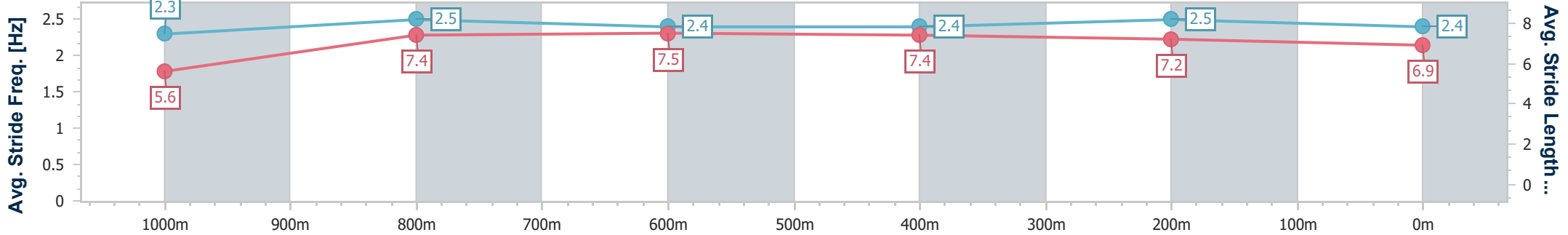
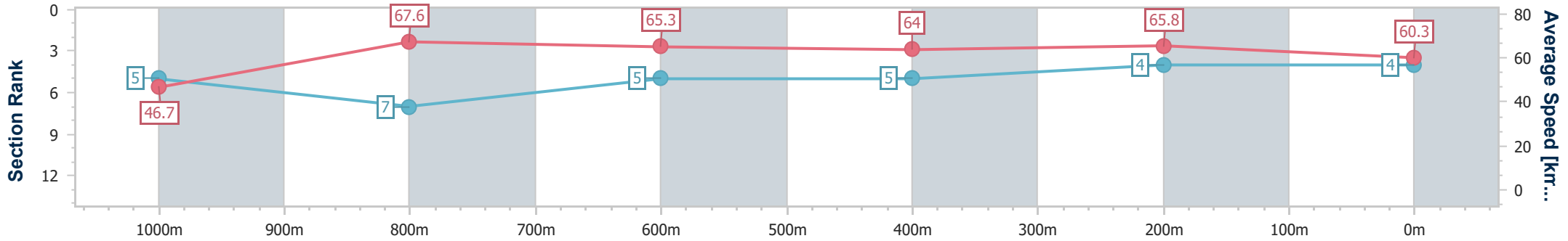
**Doomben QLD Professional**  
**Race 3: SEVEN DARBY McCARTHY (QTIS BONUSES APPLICABLE) - 1110m**



**BRISBANE RACING CLUB**

25 May 2024 - 12:19  
 Track Rating: Soft 6, Weather: Overcast, Rail Position: +2m Entire

Section	Overall	1000m	800m	600m	400m	200m
Section Times	1:05.02 [4] (0:08.48)	0:56.54 [5] (0:10.74)	0:45.80 [7] (0:11.24)	0:34.56 [5] (0:11.59)	0:22.97 [5] (0:11.03)	0:11.94 [4] (0:11.94)
Average Speed [km/h]	46.7	67.6	65.3	64.0	65.8	60.3
Top Speed [km/h]	66.1	68.2	68.4	65.5	67.6	64.7
Avg. Dist. to Rail [m]	8.2	3.4	4.4	5.0	5.3	7.0
Avg. Stride Freq. [Hz]	2.3	2.5	2.4	2.4	2.5	2.4
Avg. Stride Length [m]	5.6	7.4	7.5	7.4	7.2	6.9



- [ ] Ranking at each section and finish
- .-.- No data available at this section
- NA No data available



Horse/Jockey Name	Avone
Final Rank	5
Fastest Section Time (Section)	0:08.56 (Overall)
Top Speed [km/h] (Section)	68.1 (1000m)
Race State	Finished



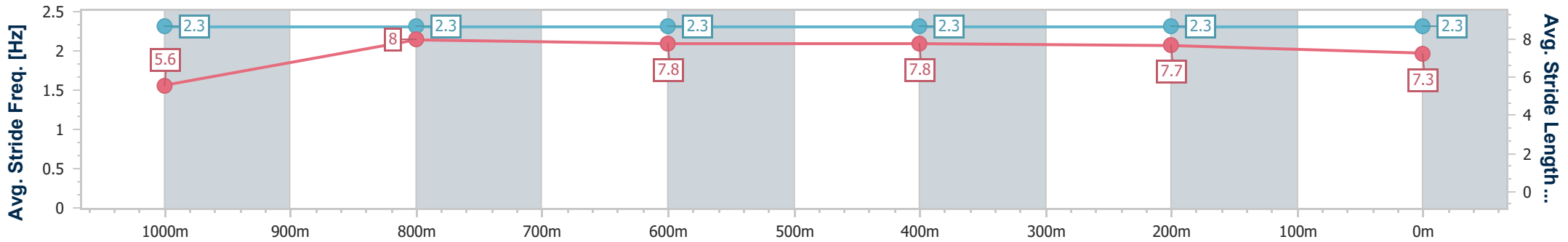
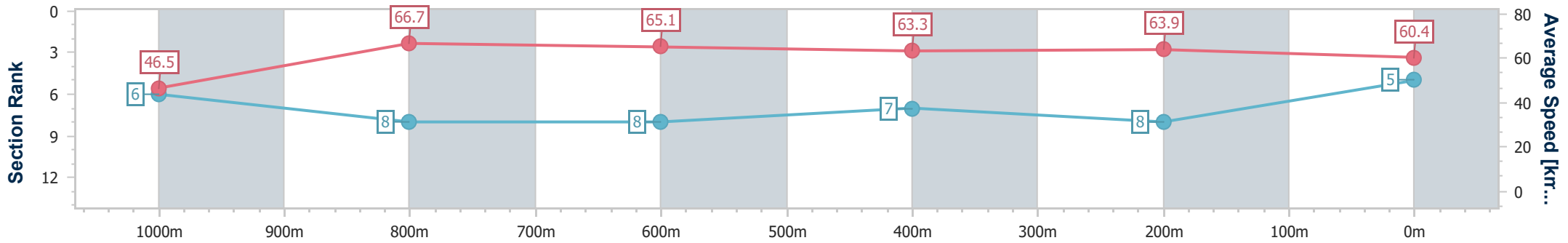
Doomben QLD Professional  
 Race 3: SEVEN DARBY McCARTHY (QTIS BONUSES APPLICABLE) - 1110m



BRISBANE RACING CLUB

25 May 2024 - 12:19  
 Track Rating: Soft 6, Weather: Overcast, Rail Position: +2m Entire

Section	Overall	1000m	800m	600m	400m	200m
Section Times	1:05.35 [5] (0:08.56)	0:56.79 [6] (0:10.85)	0:45.94 [8] (0:11.30)	0:34.64 [8] (0:11.47)	0:23.17 [7] (0:11.30)	0:11.87 [8] (0:11.87)
Average Speed [km/h]	46.5	66.7	65.1	63.3	63.9	60.4
Top Speed [km/h]	65.5	68.1	67.6	65.0	65.0	63.2
Avg. Dist. to Rail [m]	10.4	5.3	3.4	1.5	3.3	6.8
Avg. Stride Freq. [Hz]	2.3	2.3	2.3	2.3	2.3	2.3
Avg. Stride Length [m]	5.6	8.0	7.8	7.8	7.7	7.3



- [ ] Ranking at each section and finish
- .-.- No data available at this section
- NA No data available



Horse/Jockey Name	Genzano
Final Rank	6
Fastest Section Time (Section)	0:08.89 (Overall)
Top Speed [km/h] (Section)	69.1 (1000m)
Race State	Finished



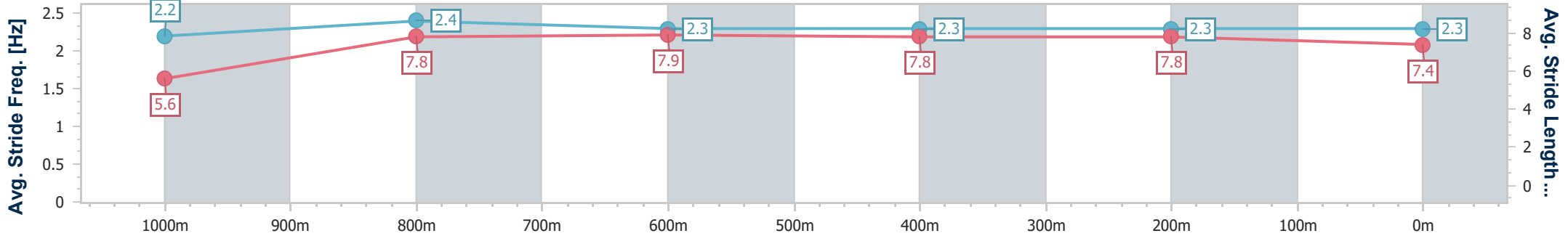
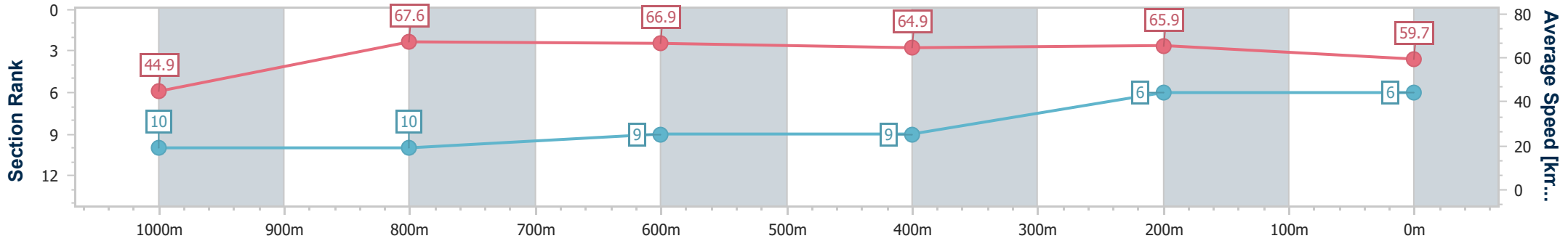
Doomben QLD Professional  
 Race 3: SEVEN DARBY McCARTHY (QTIS BONUSES APPLICABLE) - 1110m



BRISBANE RACING CLUB

25 May 2024 - 12:19  
 Track Rating: Soft 6, Weather: Overcast, Rail Position: +2m Entire

Section	Overall	1000m	800m	600m	400m	200m
Section Times	1:05.35 [6] (0:08.89)	0:56.46 [10] (0:10.75)	0:45.71 [10] (0:11.10)	0:34.61 [9] (0:11.49)	0:23.12 [9] (0:11.08)	0:12.04 [6] (0:12.04)
Average Speed [km/h]	44.9	67.6	66.9	64.9	65.9	59.7
Top Speed [km/h]	64.7	69.1	68.3	66.2	67.1	64.2
Avg. Dist. to Rail [m]	8.6	3.9	6.0	6.7	7.5	8.0
Avg. Stride Freq. [Hz]	2.2	2.4	2.3	2.3	2.3	2.3
Avg. Stride Length [m]	5.6	7.8	7.9	7.8	7.8	7.4



- [ ] Ranking at each section and finish
- .-.- No data available at this section
- NA No data available



Horse/Jockey Name	Fortuneer
Final Rank	7
Fastest Section Time (Section)	0:08.80 (Overall)
Top Speed [km/h] (Section)	68.7 (1000m)
Race State	Finished



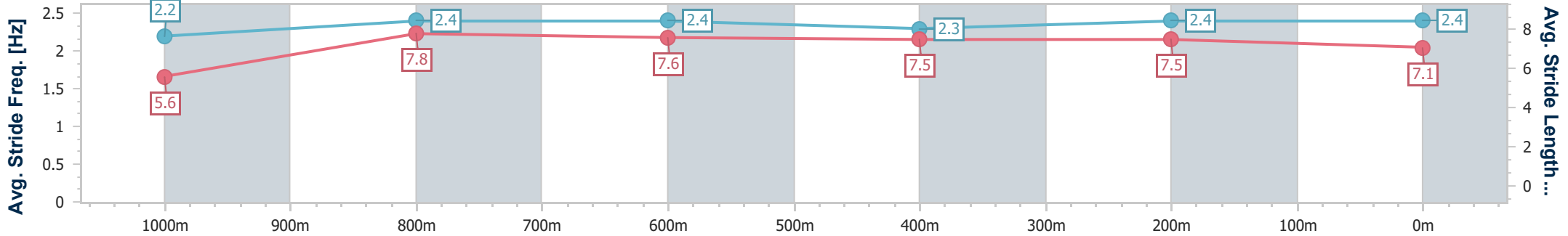
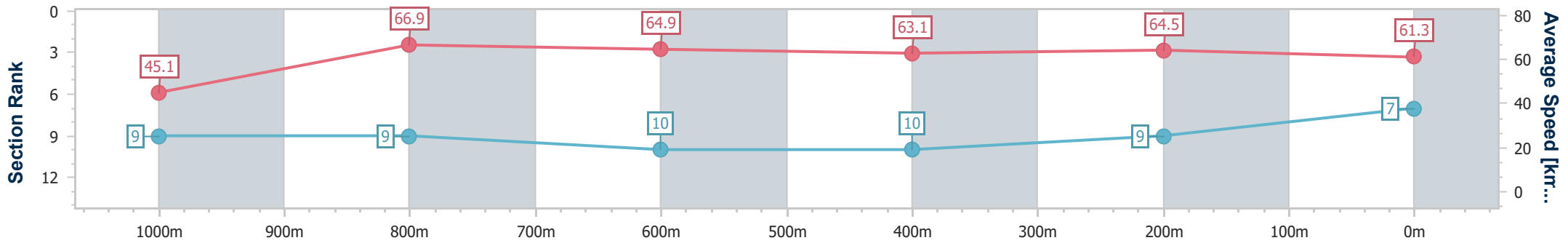
**Doomben QLD Professional**  
**Race 3: SEVEN DARBY McCARTHY (QTIS BONUSES APPLICABLE) - 1110m**



**BRISBANE RACING CLUB**

25 May 2024 - 12:19  
 Track Rating: Soft 6, Weather: Overcast, Rail Position: +2m Entire

Section	Overall	1000m	800m	600m	400m	200m
Section Times	1:05.36 [7] (0:08.80)	0:56.56 [9] (0:10.78)	0:45.78 [9] (0:11.22)	0:34.56 [10] (0:11.56)	0:23.00 [10] (0:11.23)	0:11.77 [9] (0:11.77)
Average Speed [km/h]	45.1	66.9	64.9	63.1	64.5	61.3
Top Speed [km/h]	64.8	68.7	66.1	64.1	66.0	63.3
Avg. Dist. to Rail [m]	3.2	1.7	2.3	2.1	5.0	10.1
Avg. Stride Freq. [Hz]	2.2	2.4	2.4	2.3	2.4	2.4
Avg. Stride Length [m]	5.6	7.8	7.6	7.5	7.5	7.1



- [ ] Ranking at each section and finish
- .-.- No data available at this section
- NA No data available



Horse/Jockey Name	Enterprise Lucia
Final Rank	8
Fastest Section Time (Section)	0:08.58 (Overall)
Top Speed [km/h] (Section)	69.7 (1000m)
Race State	Finished



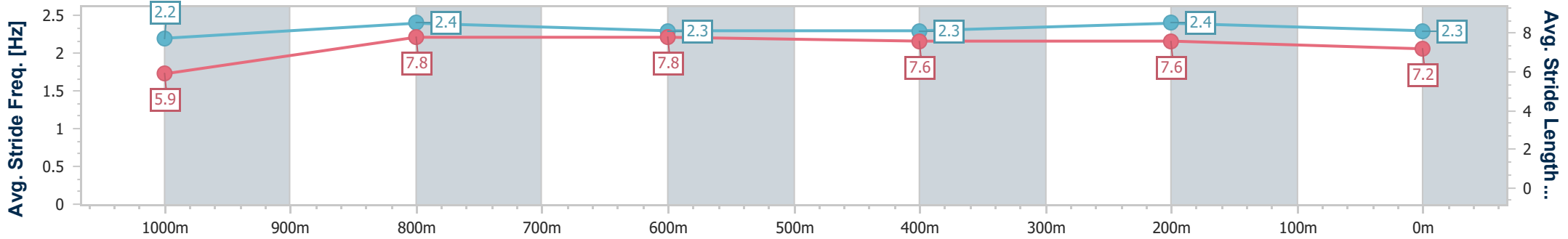
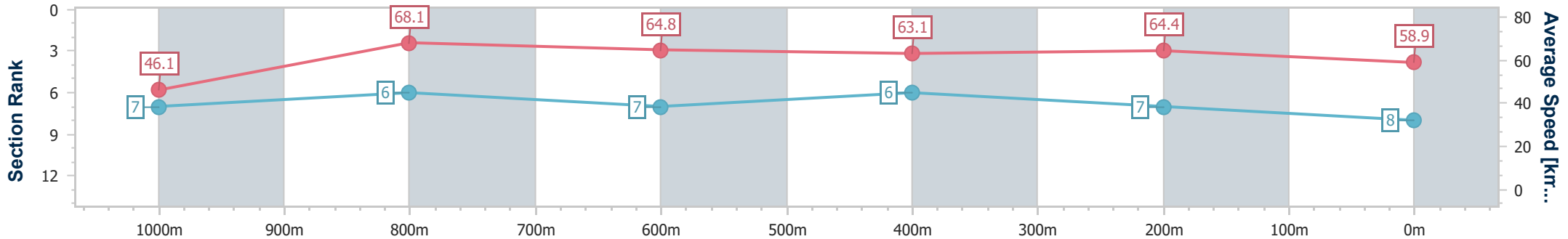
**Doomben QLD Professional**  
**Race 3: SEVEN DARBY McCARTHY (QTIS BONUSES APPLICABLE) - 1110m**



**BRISBANE RACING CLUB**

25 May 2024 - 12:19  
 Track Rating: Soft 6, Weather: Overcast, Rail Position: +2m Entire

Section	Overall	1000m	800m	600m	400m	200m
Section Times	1:05.60 [8] (0:08.58)	0:57.02 [7] (0:10.64)	0:46.38 [6] (0:11.33)	0:35.05 [7] (0:11.62)	0:23.43 [6] (0:11.17)	0:12.26 [7] (0:12.26)
Average Speed [km/h]	46.1	68.1	64.8	63.1	64.4	58.9
Top Speed [km/h]	65.9	69.7	68.8	64.1	65.8	62.3
Avg. Dist. to Rail [m]	4.2	1.8	4.1	3.2	2.1	4.1
Avg. Stride Freq. [Hz]	2.2	2.4	2.3	2.3	2.4	2.3
Avg. Stride Length [m]	5.9	7.8	7.8	7.6	7.6	7.2



- [ ] Ranking at each section and finish
- .-.- No data available at this section
- NA No data available





Horse/Jockey Name	Power Ballard
Final Rank	9
Fastest Section Time (Section)	0:08.43 (Overall)
Top Speed [km/h] (Section)	69.5 (1000m)
Race State	Finished



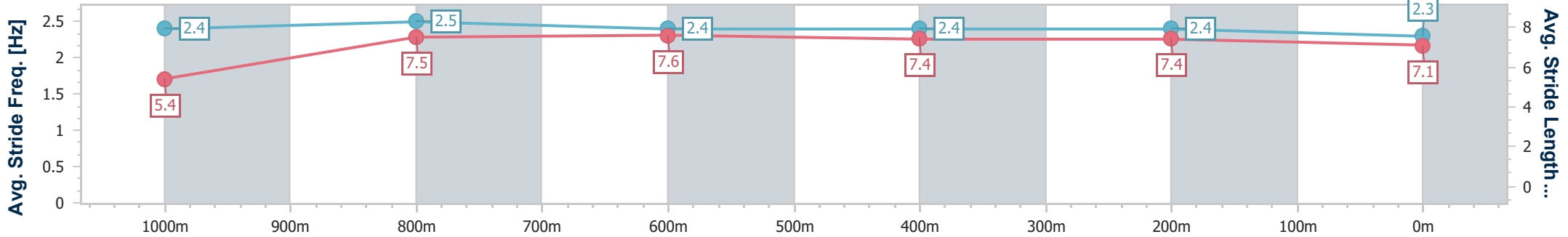
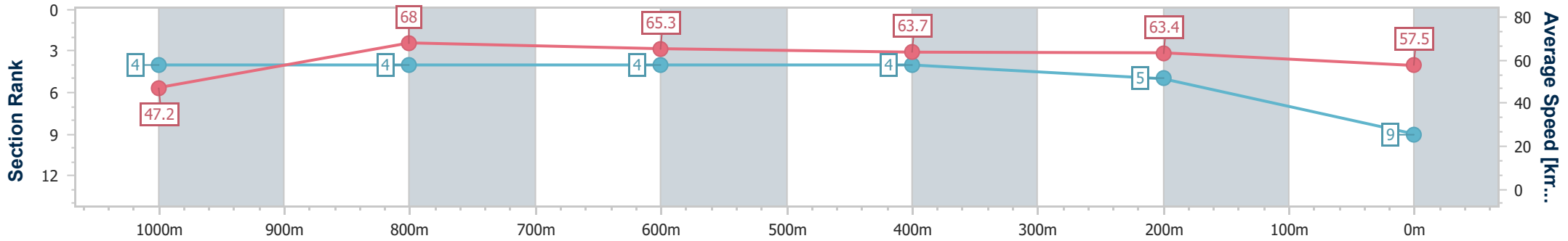
Doomben QLD Professional  
 Race 3: SEVEN DARBY McCARTHY (QTIS BONUSES APPLICABLE) - 1110m



BRISBANE RACING CLUB

25 May 2024 - 12:19  
 Track Rating: Soft 6, Weather: Overcast, Rail Position: +2m Entire

Section	Overall	1000m	800m	600m	400m	200m
Section Times	1:05.83 [9] (0:08.43)	0:57.40 [4] (0:10.69)	0:46.71 [4] (0:11.19)	0:35.52 [4] (0:11.58)	0:23.94 [4] (0:11.41)	0:12.53 [5] (0:12.53)
Average Speed [km/h]	47.2	68.0	65.3	63.7	63.4	57.5
Top Speed [km/h]	66.8	69.5	68.1	65.3	65.4	60.7
Avg. Dist. to Rail [m]	8.7	5.0	3.1	3.9	4.3	7.2
Avg. Stride Freq. [Hz]	2.4	2.5	2.4	2.4	2.4	2.3
Avg. Stride Length [m]	5.4	7.5	7.6	7.4	7.4	7.1



- [ ] Ranking at each section and finish
- .-.- No data available at this section
- NA No data available



Horse/Jockey Name	Show Me Mercy
Final Rank	10
Fastest Section Time (Section)	0:08.97 (Overall)
Top Speed [km/h] (Section)	68.3 (1000m)
Race State	Finished



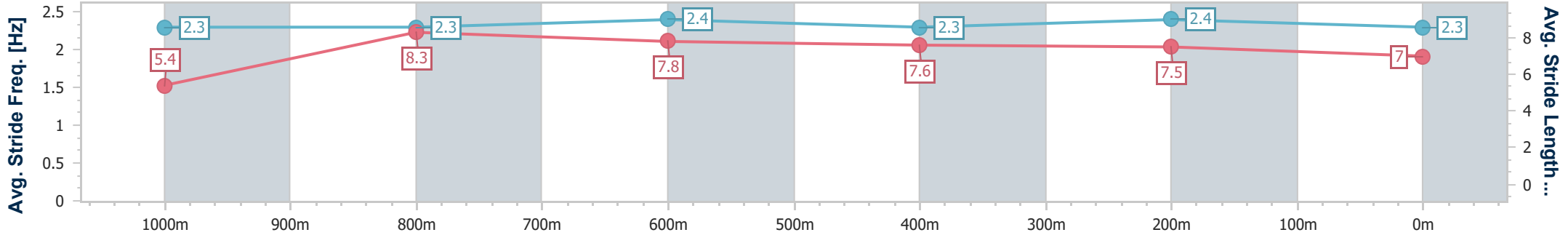
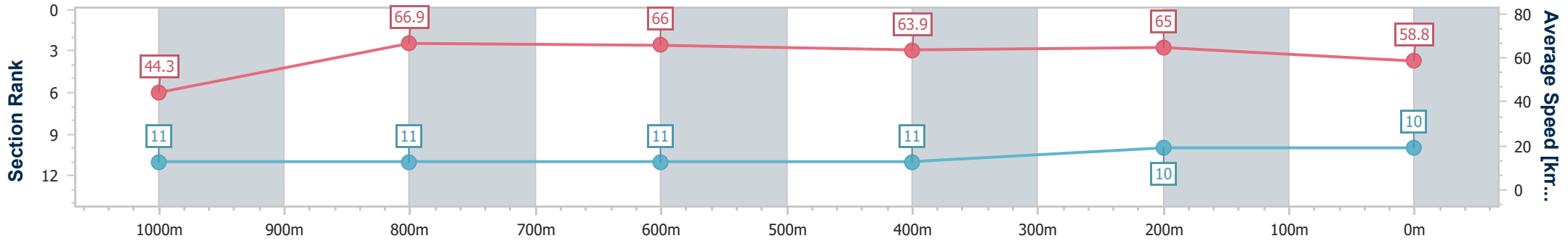
Doomben QLD Professional  
 Race 3: SEVEN DARBY McCARTHY (QTIS BONUSES APPLICABLE) - 1110m



BRISBANE RACING CLUB

25 May 2024 - 12:19  
 Track Rating: Soft 6, Weather: Overcast, Rail Position: +2m Entire

Section	Overall	1000m	800m	600m	400m	200m
Section Times	1:05.85 [10] (0:08.97)	0:56.88 [11] (0:10.83)	0:46.05 [11] (0:11.10)	0:34.95 [11] (0:11.52)	0:23.43 [11] (0:11.19)	0:12.24 [10] (0:12.24)
Average Speed [km/h]	44.3	66.9	66.0	63.9	65.0	58.8
Top Speed [km/h]	63.7	68.3	67.8	65.1	66.1	63.2
Avg. Dist. to Rail [m]	11.0	4.0	3.6	3.7	6.5	9.6
Avg. Stride Freq. [Hz]	2.3	2.3	2.4	2.3	2.4	2.3
Avg. Stride Length [m]	5.4	8.3	7.8	7.6	7.5	7.0



- [ ] Ranking at each section and finish
- .-.- No data available at this section
- NA No data available



Horse/Jockey Name	Cailin Alainn
Final Rank	11
Fastest Section Time (Section)	0:09.01 (Overall)
Top Speed [km/h] (Section)	67.5 (1000m)
Race State	Finished



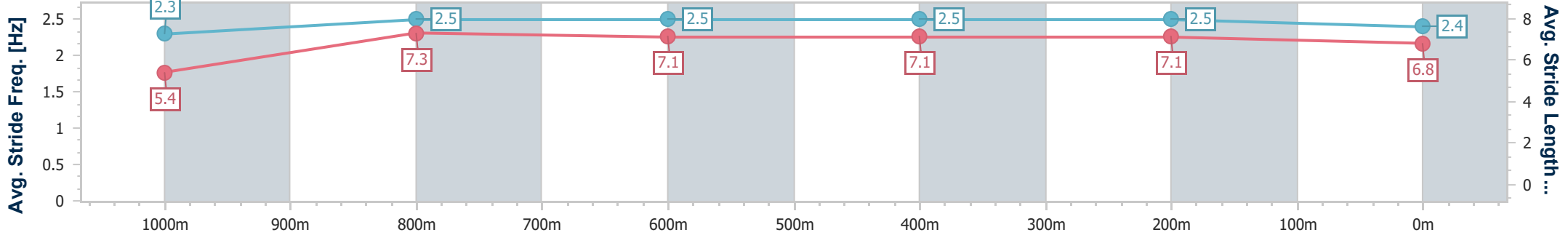
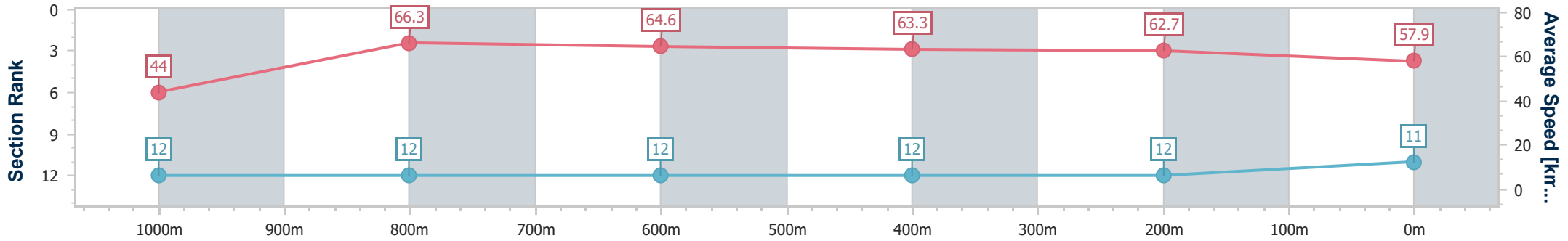
**Doomben QLD Professional**  
**Race 3: SEVEN DARBY McCARTHY (QTIS BONUSES APPLICABLE) - 1110m**



**BRISBANE RACING CLUB**

25 May 2024 - 12:19  
 Track Rating: Soft 6, Weather: Overcast, Rail Position: +2m Entire

Section	Overall	1000m	800m	600m	400m	200m
Section Times	1:06.55 [11] (0:09.01)	0:57.54 [12] (0:10.88)	0:46.66 [12] (0:11.21)	0:35.45 [12] (0:11.50)	0:23.95 [12] (0:11.54)	0:12.41 [12] (0:12.41)
Average Speed [km/h]	44.0	66.3	64.6	63.3	62.7	57.9
Top Speed [km/h]	64.9	67.5	66.7	64.1	63.3	61.6
Avg. Dist. to Rail [m]	6.0	1.2	1.3	2.1	3.3	4.2
Avg. Stride Freq. [Hz]	2.3	2.5	2.5	2.5	2.5	2.4
Avg. Stride Length [m]	5.4	7.3	7.1	7.1	7.1	6.8



- [ ] Ranking at each section and finish
- .-.- No data available at this section
- NA No data available



Horse/Jockey Name	Targeted
Final Rank	12
Fastest Section Time (Section)	0:08.67 (Overall)
Top Speed [km/h] (Section)	69.7 (1000m)
Race State	Finished



**Doomben QLD Professional**  
**Race 3: SEVEN DARBY McCARTHY (QTIS BONUSES APPLICABLE) - 1110m**

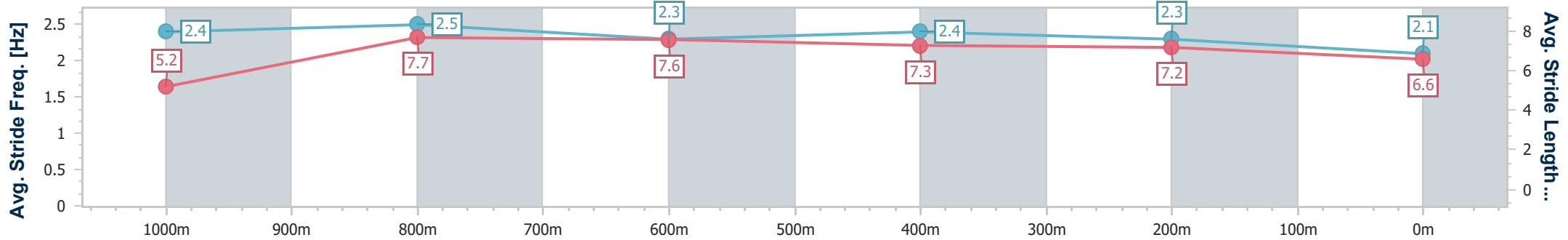
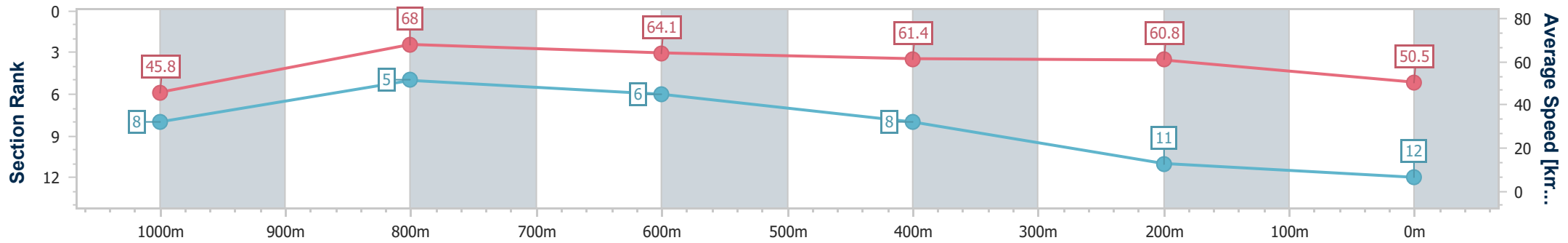


**BRISBANE RACING CLUB**

25 May 2024 - 12:19

Track Rating: Soft 6, Weather: Overcast, Rail Position: +2m Entire

Section	Overall	1000m	800m	600m	400m	200m
Section Times	1:08.33 [12] (0:08.67)	0:59.66 [8] (0:10.54)	0:49.12 [5] (0:11.25)	0:37.87 [6] (0:11.73)	0:26.14 [8] (0:11.89)	0:14.25 [11] (0:14.25)
Average Speed [km/h]	45.8	68.0	64.1	61.4	60.8	50.5
Top Speed [km/h]	68.0	69.7	66.7	62.2	62.2	57.8
Avg. Dist. to Rail [m]	2.1	0.4	0.4	0.8	1.6	3.6
Avg. Stride Freq. [Hz]	2.4	2.5	2.3	2.4	2.3	2.1
Avg. Stride Length [m]	5.2	7.7	7.6	7.3	7.2	6.6



- [ ] Ranking at each section and finish
- .-.- No data available at this section
- NA No data available



# Doomben QLD Professional

## Race 4: CITY PROPERTY SERVICES BILL CARTER STAKES - 1200m

25 May 2024 - 12:54



BRISBANE  
RACING CLUB

Track Rating: Soft 6, Weather: Overcast, Rail Position: +2m Entire

Section		Overall	1000m	800m	600m	400m	200m	Last 600m					
Field Times		1:10.36 (0:13.06)	0:57.30 (0:10.43)	0:46.87 (0:11.47)	0:35.40 (0:11.82)	0:23.58 (0:11.53)	0:12.05 (0:12.05)	0:35.40					
Rank	TAB Horse/Jockey	Barrier	Top Speed [km/h]	Fastest Section							Margin	Distance Travelled [m]	
1	4 CLEAN ENERGY Adam Hyeronimus	3	70.9 1000m	0:10.53 1000m	1:10.36 [1] (0:13.16)	0:57.20 [3] (0:10.53)	0:46.67 [2] (0:11.47)	0:35.20 [4] (0:11.77)	0:23.43 [2] (0:11.38)	0:12.05 [1] (0:12.05)	1:10.36	0:35.20	
2	9 LADY SHENANDOAH James McDonald	4	70.1 Overall	0:10.56 1000m	1:10.49 [2] (0:13.26)	0:57.23 [6] (0:10.56)	0:46.67 [6] (0:11.35)	0:35.32 [5] (0:11.77)	0:23.55 [3] (0:11.40)	0:12.15 [2] (0:12.15)	0.73L	0:35.32	+2
3	3 CANARA Tommy Berry	7	68.7 Overall	0:10.66 1000m	1:11.27 [3] (0:13.63)	0:57.64 [10] (0:10.66)	0:46.98 [11] (0:11.27)	0:35.71 [10] (0:11.87)	0:23.84 [10] (0:11.55)	0:12.29 [6] (0:12.29)	5.33L	0:35.71	-3
4	10 TIYE Craig Williams	12	68.3 1000m	0:10.78 1000m	1:11.69 [4] (0:13.65)	0:58.04 [12] (0:10.78)	0:47.26 [12] (0:11.21)	0:36.05 [12] (0:12.05)	0:24.00 [13] (0:11.72)	0:12.28 [13] (0:12.28)	7.82L	0:36.05	+3
5	2 LINCOLNSHIRE Damian Lane	10	71.0 Overall	0:10.54 1000m	1:11.73 [5] (0:13.21)	0:58.52 [5] (0:10.54)	0:47.98 [5] (0:11.39)	0:36.59 [3] (0:11.86)	0:24.73 [5] (0:11.78)	0:12.95 [3] (0:12.95)	8.03L	0:36.59	+6
6	6 NOT SURPRISED Mark Zahra	5	70.2 1000m	0:10.50 1000m	1:11.92 [6] (0:13.20)	0:58.72 [4] (0:10.50)	0:48.22 [3] (0:11.26)	0:36.96 [1] (0:11.82)	0:25.14 [1] (0:12.00)	0:13.14 [4] (0:13.14)	9.17L	0:36.96	+4
7	11 SHERAQUAY Robbie Dolan	11	70.6 Overall	0:10.55 1000m	1:11.95 [7] (0:13.95)	0:58.00 [13] (0:10.55)	0:47.45 [13] (0:11.20)	0:36.25 [13] (0:11.90)	0:24.35 [12] (0:11.74)	0:12.61 [11] (0:12.61)	9.32L	0:36.25	+6
8	12 PEE BEE NOIR Mark Du Plessis	8	68.9 1000m	0:10.64 1000m	1:11.95 [8] (0:13.63)	0:58.32 [11] (0:10.64)	0:47.68 [10] (0:11.34)	0:36.34 [11] (0:11.85)	0:24.49 [11] (0:11.91)	0:12.58 [12] (0:12.58)	9.35L	0:36.34	+0
9	1 POSTER GIRL Tim Clark	13	69.3 Overall	0:10.63 1000m	1:11.99 [9] (0:13.41)	0:58.58 [9] (0:10.63)	0:47.95 [9] (0:11.33)	0:36.62 [9] (0:11.89)	0:24.73 [9] (0:11.86)	0:12.87 [8] (0:12.87)	9.54L	0:36.62	+4
10	7 ZATANNA Blake Shinn	1	71.0 1000m	0:10.43 1000m	1:12.33 [10] (0:13.06)	0:59.27 [1] (0:10.43)	0:48.84 [1] (0:11.55)	0:37.29 [2] (0:11.90)	0:25.39 [4] (0:12.02)	0:13.37 [5] (0:13.37)	11.59L	0:37.29	+0



# Doomben QLD Professional

## Race 4: CITY PROPERTY SERVICES BILL CARTER STAKES - 1200m

25 May 2024 - 12:54



BRISBANE  
RACING CLUB

Track Rating: Soft 6, Weather: Overcast, Rail Position: +2m Entire

Section		Overall	1000m	800m	600m	400m	200m	Last 600m					
Field Times		1:10.36 (0:13.06)	0:57.30 (0:10.43)	0:46.87 (0:11.47)	0:35.40 (0:11.82)	0:23.58 (0:11.53)	0:12.05 (0:12.05)	0:35.40					
Rank	TAB Horse/Jockey	Barrier	Top Speed [km/h]	Fastest Section	Margin							Distance Travelled [m]	
11	5 RUN LUCY RUN Boris Thornton	2	69.4 1000m	0:10.62 1000m	1:12.44 [11] (0:13.31)	0:59.13 [7] (0:10.62)	0:48.51 [8] (0:11.42)	0:37.09 [7] (0:11.81)	0:25.28 [7] (0:11.96)	0:13.32 [7] (0:13.32)	12.22L	0:37.09	-2
12	8 BANK BOOK Tyler Schiller	6	69.8 1000m	0:10.60 1000m	1:12.77 [12] (0:13.33)	0:59.44 [8] (0:10.60)	0:48.84 [7] (0:11.43)	0:37.41 [8] (0:11.88)	0:25.53 [8] (0:11.96)	0:13.57 [9] (0:13.57)	14.17L	0:37.41	-1
13	13 SURPRISE HONEY Ryan Maloney	9	72.1 1000m	0:10.56 1000m	1:13.47 [13] (0:13.16)	1:00.31 [2] (0:10.56)	0:49.75 [4] (0:11.50)	0:38.25 [6] (0:11.81)	0:26.44 [6] (0:12.30)	0:14.14 [10] (0:14.14)	18.24L	0:38.25	+9



Horse/Jockey Name	Clean Energy
Final Rank	1
Fastest Section Time (Section)	0:10.53 (1000m)
Top Speed [km/h] (Section)	70.9 (1000m)
Race State	Finished



**Doomben QLD Professional**  
**Race 4: CITY PROPERTY SERVICES BILL CARTER STAKES - 1200m**

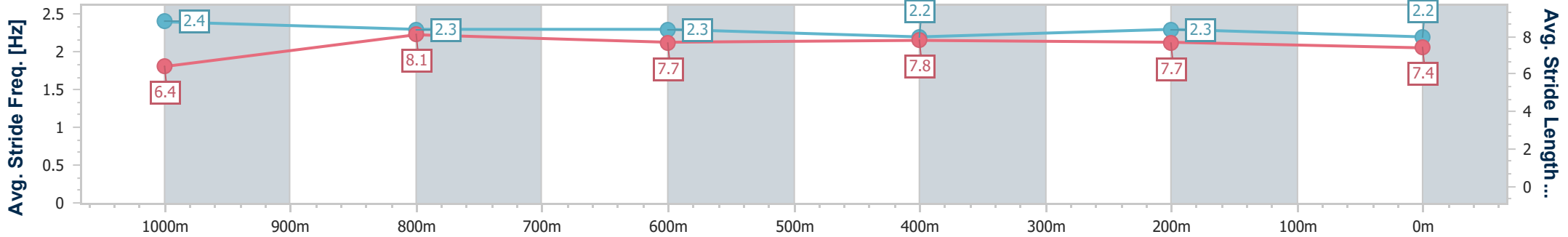
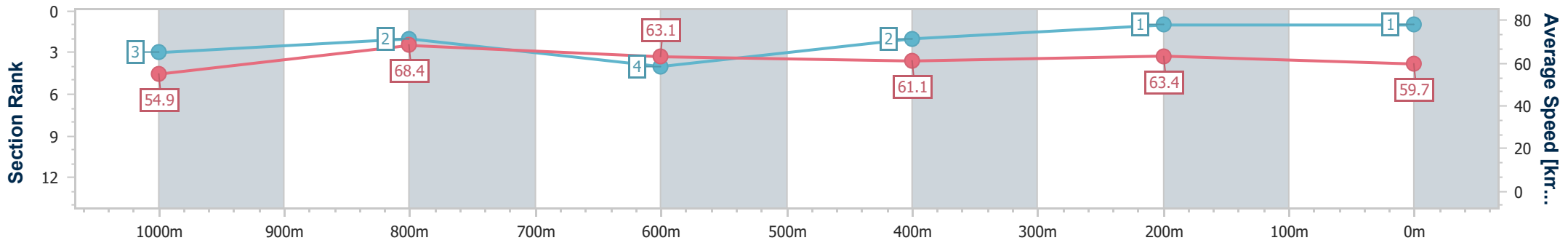


25 May 2024 - 12:54

BRISBANE RACING CLUB

Track Rating: Soft 6, Weather: Overcast, Rail Position: +2m Entire

Section	Overall	1000m	800m	600m	400m	200m
Section Times	1:10.36 [1] (0:13.16)	0:57.20 [3] (0:10.53)	0:46.67 [2] (0:11.47)	0:35.20 [4] (0:11.77)	0:23.43 [2] (0:11.38)	0:12.05 [1] (0:12.05)
Average Speed [km/h]	54.9	68.4	63.1	61.1	63.4	59.7
Top Speed [km/h]	70.6	70.9	65.7	62.7	64.5	63.9
Avg. Dist. to Rail [m]	3.4	1.7	0.6	0.2	2.4	5.1
Avg. Stride Freq. [Hz]	2.4	2.3	2.3	2.2	2.3	2.2
Avg. Stride Length [m]	6.4	8.1	7.7	7.8	7.7	7.4



- [ ] Ranking at each section and finish
- .-.- No data available at this section
- NA No data available



Horse/Jockey Name	Lady Shenandoah
Final Rank	2
Fastest Section Time (Section)	0:10.56 (1000m)
Top Speed [km/h] (Section)	70.1 (Overall)
Race State	Finished



Doomben QLD Professional  
Race 4: CITY PROPERTY SERVICES BILL CARTER STAKES - 1200m

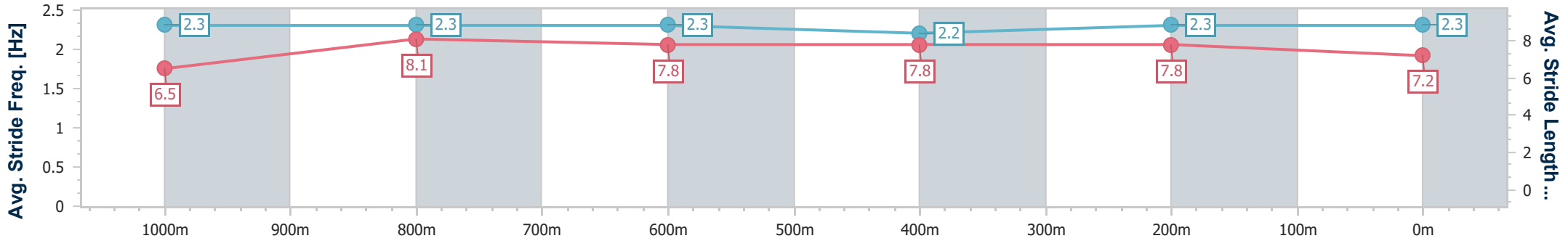
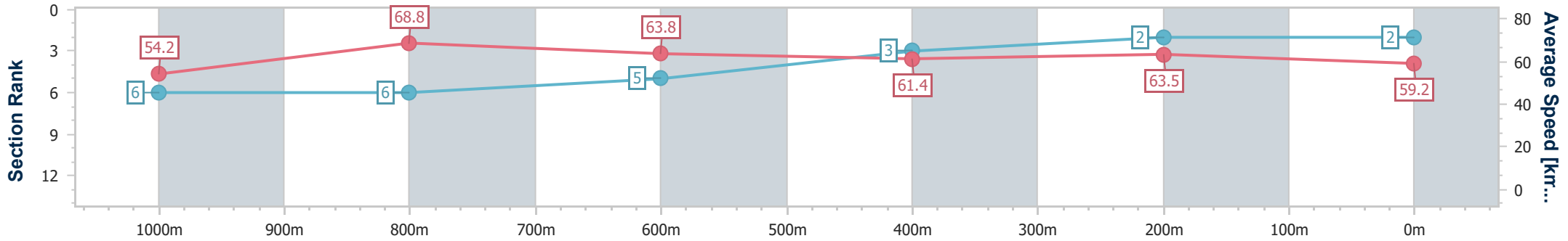


25 May 2024 - 12:54

BRISBANE RACING CLUB

Track Rating: Soft 6, Weather: Overcast, Rail Position: +2m Entire

Section	Overall	1000m	800m	600m	400m	200m
Section Times	1:10.49 [2] (0:13.26)	0:57.23 [6] (0:10.56)	0:46.67 [6] (0:11.35)	0:35.32 [5] (0:11.77)	0:23.55 [3] (0:11.40)	0:12.15 [2] (0:12.15)
Average Speed [km/h]	54.2	68.8	63.8	61.4	63.5	59.2
Top Speed [km/h]	70.1	70.1	67.4	62.3	64.7	62.0
Avg. Dist. to Rail [m]	3.7	2.2	1.8	0.8	2.6	5.9
Avg. Stride Freq. [Hz]	2.3	2.3	2.3	2.2	2.3	2.3
Avg. Stride Length [m]	6.5	8.1	7.8	7.8	7.8	7.2



- [ ] Ranking at each section and finish
- .-.- No data available at this section
- NA No data available





Horse/Jockey Name	Canara
Final Rank	3
Fastest Section Time (Section)	0:10.66 (1000m)
Top Speed [km/h] (Section)	68.7 (Overall)
Race State	Finished



Doomben QLD Professional  
Race 4: CITY PROPERTY SERVICES BILL CARTER STAKES - 1200m

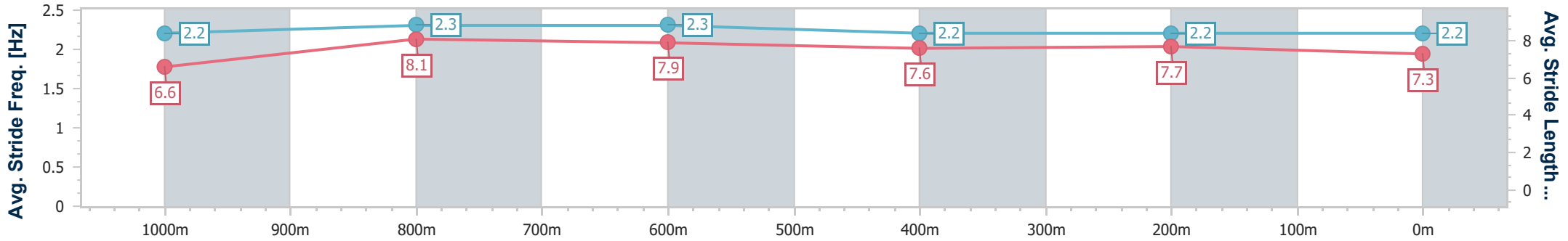
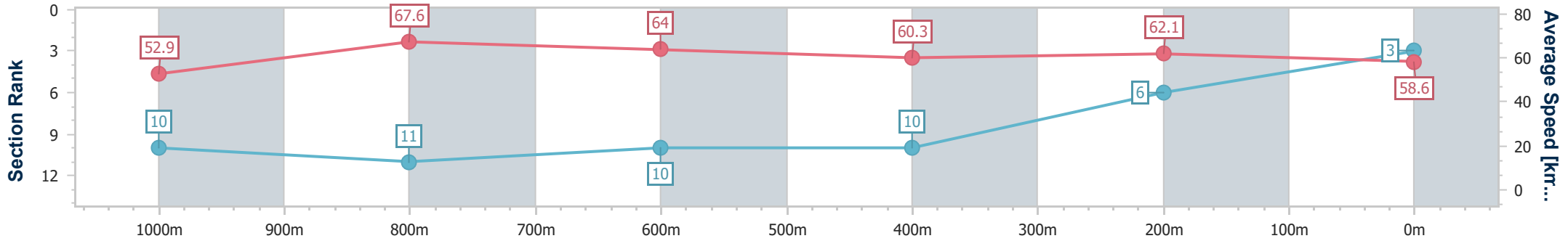


25 May 2024 - 12:54

BRISBANE RACING CLUB

Track Rating: Soft 6, Weather: Overcast, Rail Position: +2m Entire

Section	Overall	1000m	800m	600m	400m	200m
Section Times	1:11.27 [3] (0:13.63)	0:57.64 [10] (0:10.66)	0:46.98 [11] (0:11.27)	0:35.71 [10] (0:11.87)	0:23.84 [10] (0:11.55)	0:12.29 [6] (0:12.29)
Average Speed [km/h]	52.9	67.6	64.0	60.3	62.1	58.6
Top Speed [km/h]	68.7	68.4	64.8	61.5	63.4	61.5
Avg. Dist. to Rail [m]	5.2	1.2	0.4	1.1	1.0	3.0
Avg. Stride Freq. [Hz]	2.2	2.3	2.3	2.2	2.2	2.2
Avg. Stride Length [m]	6.6	8.1	7.9	7.6	7.7	7.3



- [ ] Ranking at each section and finish
- .-.- No data available at this section
- NA No data available



Horse/Jockey Name	Tiye
Final Rank	4
Fastest Section Time (Section)	0:10.78 (1000m)
Top Speed [km/h] (Section)	68.3 (1000m)
Race State	Finished



**Doomben QLD Professional**  
**Race 4: CITY PROPERTY SERVICES BILL CARTER STAKES - 1200m**

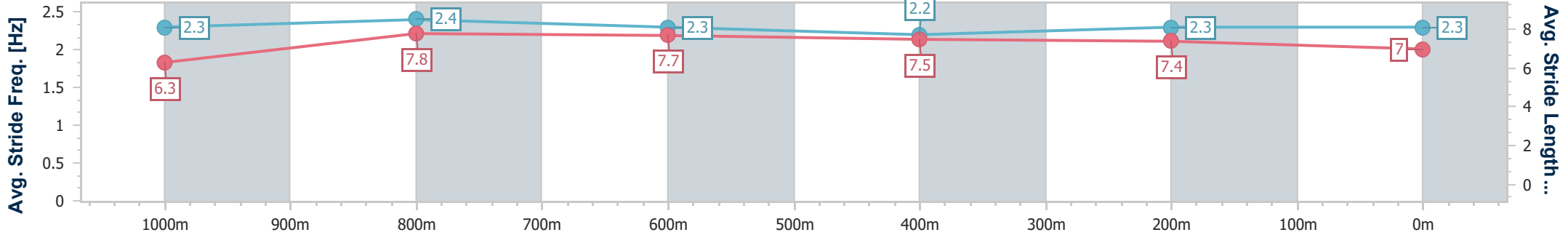
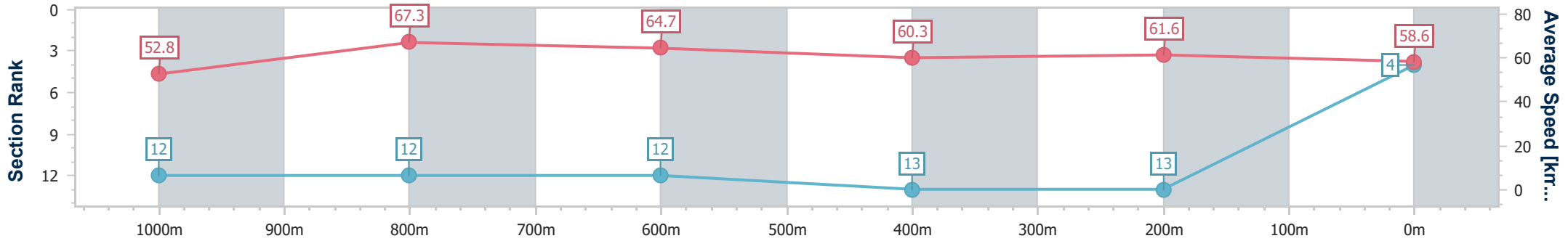


25 May 2024 - 12:54

BRISBANE RACING CLUB

Track Rating: Soft 6, Weather: Overcast, Rail Position: +2m Entire

Section	Overall	1000m	800m	600m	400m	200m
Section Times	1:11.69 [4] (0:13.65)	0:58.04 [12] (0:10.78)	0:47.26 [12] (0:11.21)	0:36.05 [12] (0:12.05)	0:24.00 [13] (0:11.72)	0:12.28 [13] (0:12.28)
Average Speed [km/h]	52.8	67.3	64.7	60.3	61.6	58.6
Top Speed [km/h]	68.1	68.3	66.9	62.7	63.5	61.2
Avg. Dist. to Rail [m]	9.0	3.3	1.7	1.1	4.7	8.1
Avg. Stride Freq. [Hz]	2.3	2.4	2.3	2.2	2.3	2.3
Avg. Stride Length [m]	6.3	7.8	7.7	7.5	7.4	7.0



- [ ] Ranking at each section and finish
- .-.- No data available at this section
- NA No data available



Horse/Jockey Name	Lincolnshire
Final Rank	5
Fastest Section Time (Section)	0:10.54 (1000m)
Top Speed [km/h] (Section)	71.0 (Overall)
Race State	Finished



**Doomben QLD Professional**  
**Race 4: CITY PROPERTY SERVICES BILL CARTER STAKES - 1200m**

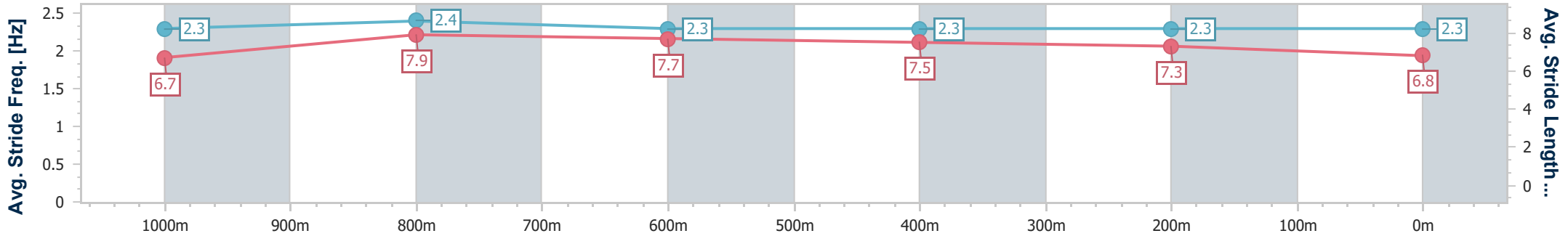
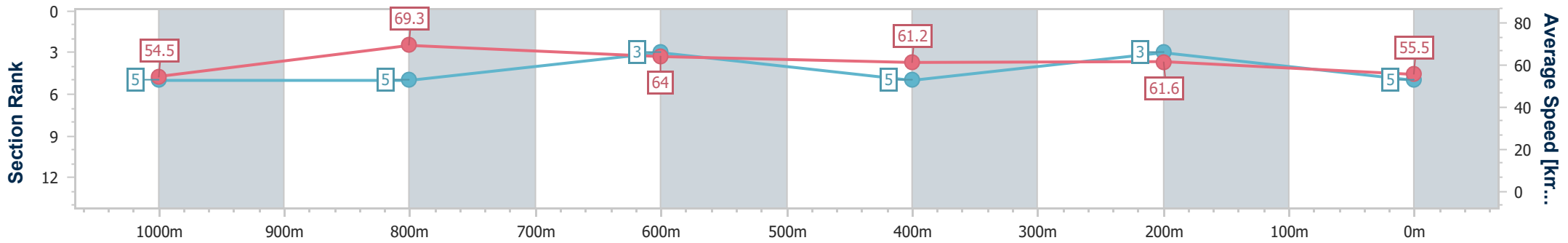


25 May 2024 - 12:54

BRISBANE RACING CLUB

Track Rating: Soft 6, Weather: Overcast, Rail Position: +2m Entire

Section	Overall	1000m	800m	600m	400m	200m
Section Times	1:11.73 [5] (0:13.21)	0:58.52 [5] (0:10.54)	0:47.98 [5] (0:11.39)	0:36.59 [3] (0:11.86)	0:24.73 [5] (0:11.78)	0:12.95 [3] (0:12.95)
Average Speed [km/h]	54.5	69.3	64.0	61.2	61.6	55.5
Top Speed [km/h]	71.0	71.0	65.7	62.4	62.9	59.3
Avg. Dist. to Rail [m]	9.0	5.3	2.6	1.5	4.3	6.1
Avg. Stride Freq. [Hz]	2.3	2.4	2.3	2.3	2.3	2.3
Avg. Stride Length [m]	6.7	7.9	7.7	7.5	7.3	6.8



- [ ] Ranking at each section and finish
- .-.- No data available at this section
- NA No data available



Horse/Jockey Name	Not Surprised
Final Rank	6
Fastest Section Time (Section)	0:10.50 (1000m)
Top Speed [km/h] (Section)	70.2 (1000m)
Race State	Finished



**Doomben QLD Professional**  
**Race 4: CITY PROPERTY SERVICES BILL CARTER STAKES - 1200m**

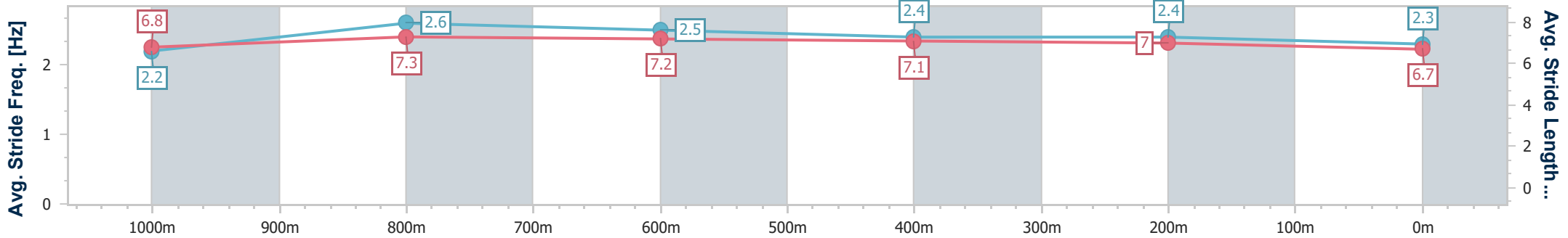
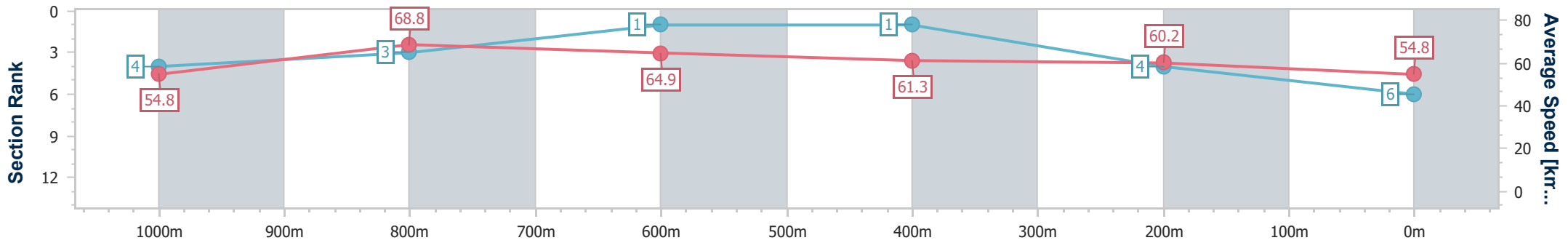


25 May 2024 - 12:54

BRISBANE RACING CLUB

Track Rating: Soft 6, Weather: Overcast, Rail Position: +2m Entire

Section	Overall	1000m	800m	600m	400m	200m
Section Times	1:11.92 [6] (0:13.20)	0:58.72 [4] (0:10.50)	0:48.22 [3] (0:11.26)	0:36.96 [1] (0:11.82)	0:25.14 [1] (0:12.00)	0:13.14 [4] (0:13.14)
Average Speed [km/h]	54.8	68.8	64.9	61.3	60.2	54.8
Top Speed [km/h]	70.2	70.2	68.3	62.9	61.7	57.6
Avg. Dist. to Rail [m]	5.1	2.3	2.8	1.3	2.9	3.6
Avg. Stride Freq. [Hz]	2.2	2.6	2.5	2.4	2.4	2.3
Avg. Stride Length [m]	6.8	7.3	7.2	7.1	7.0	6.7



- [ ] Ranking at each section and finish
- .-.- No data available at this section
- NA No data available



Horse/Jockey Name	Sheraquay
Final Rank	7
Fastest Section Time (Section)	0:10.55 (1000m)
Top Speed [km/h] (Section)	70.6 (Overall)
Race State	Finished



**Doomben QLD Professional**  
**Race 4: CITY PROPERTY SERVICES BILL CARTER STAKES - 1200m**

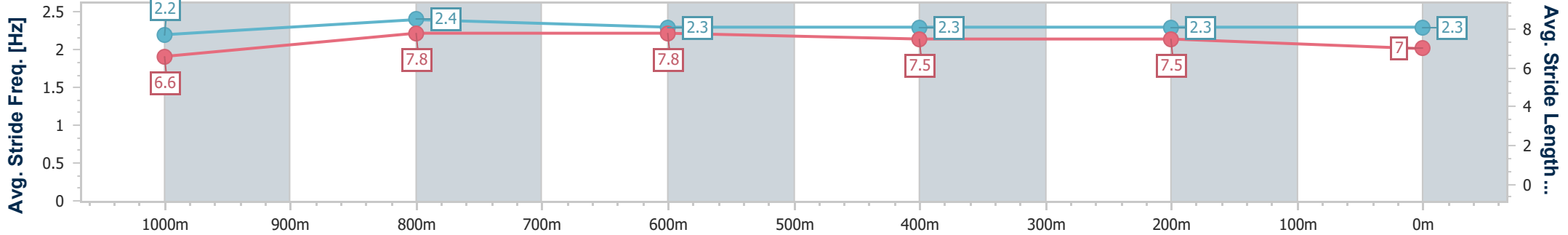
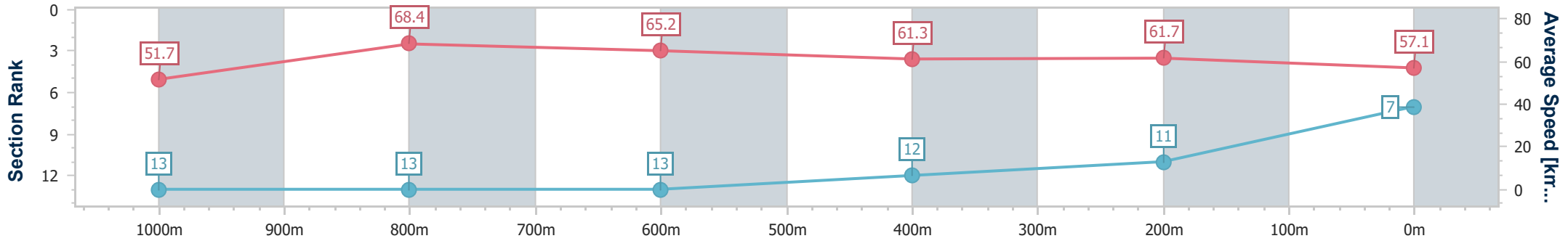


BRISBANE  
RACING CLUB

25 May 2024 - 12:54

Track Rating: Soft 6, Weather: Overcast, Rail Position: +2m Entire

Section	Overall	1000m	800m	600m	400m	200m
Section Times	1:11.95 [7] (0:13.95)	0:58.00 [13] (0:10.55)	0:47.45 [13] (0:11.20)	0:36.25 [13] (0:11.90)	0:24.35 [12] (0:11.74)	0:12.61 [11] (0:12.61)
Average Speed [km/h]	51.7	68.4	65.2	61.3	61.7	57.1
Top Speed [km/h]	70.6	70.6	66.8	63.2	62.9	60.0
Avg. Dist. to Rail [m]	8.4	3.1	2.5	2.2	5.2	7.2
Avg. Stride Freq. [Hz]	2.2	2.4	2.3	2.3	2.3	2.3
Avg. Stride Length [m]	6.6	7.8	7.8	7.5	7.5	7.0



- [ ] Ranking at each section and finish
- .-.- No data available at this section
- NA No data available



Horse/Jockey Name	Pee Bee Noir
Final Rank	8
Fastest Section Time (Section)	0:10.64 (1000m)
Top Speed [km/h] (Section)	68.9 (1000m)
Race State	Finished



Doomben QLD Professional  
Race 4: CITY PROPERTY SERVICES BILL CARTER STAKES - 1200m

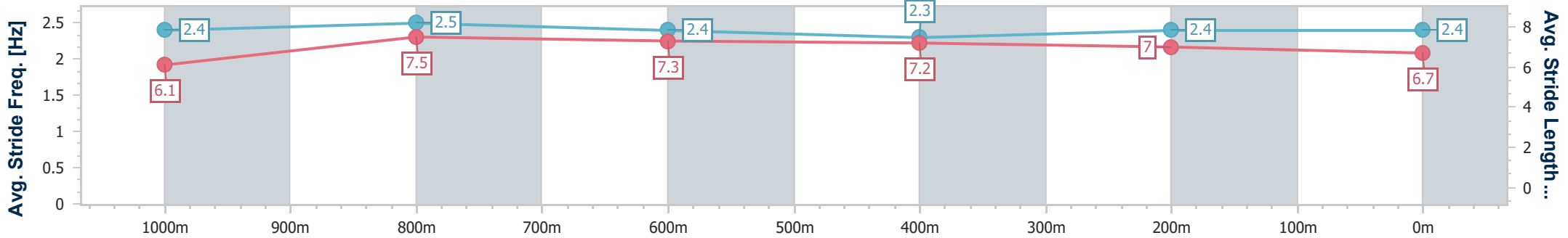
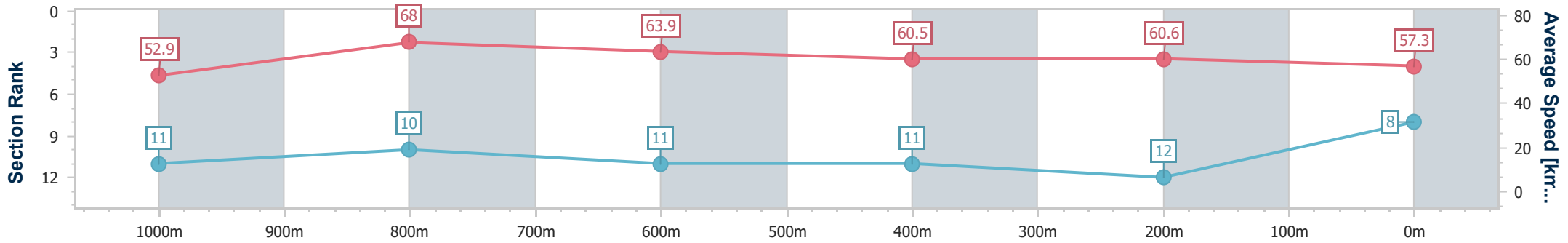


25 May 2024 - 12:54

BRISBANE RACING CLUB

Track Rating: Soft 6, Weather: Overcast, Rail Position: +2m Entire

Section	Overall	1000m	800m	600m	400m	200m
Section Times	1:11.95 [8] (0:13.63)	0:58.32 [11] (0:10.64)	0:47.68 [10] (0:11.34)	0:36.34 [11] (0:11.85)	0:24.49 [11] (0:11.91)	0:12.58 [12] (0:12.58)
Average Speed [km/h]	52.9	68.0	63.9	60.5	60.6	57.3
Top Speed [km/h]	68.4	68.9	67.4	61.9	61.8	59.6
Avg. Dist. to Rail [m]	6.3	1.7	1.4	0.5	1.6	1.7
Avg. Stride Freq. [Hz]	2.4	2.5	2.4	2.3	2.4	2.4
Avg. Stride Length [m]	6.1	7.5	7.3	7.2	7.0	6.7



- [ ] Ranking at each section and finish
- .-.- No data available at this section
- NA No data available



Horse/Jockey Name	Poster Girl
Final Rank	9
Fastest Section Time (Section)	0:10.63 (1000m)
Top Speed [km/h] (Section)	69.3 (Overall)
Race State	Finished



**Doomben QLD Professional**  
**Race 4: CITY PROPERTY SERVICES BILL CARTER STAKES - 1200m**

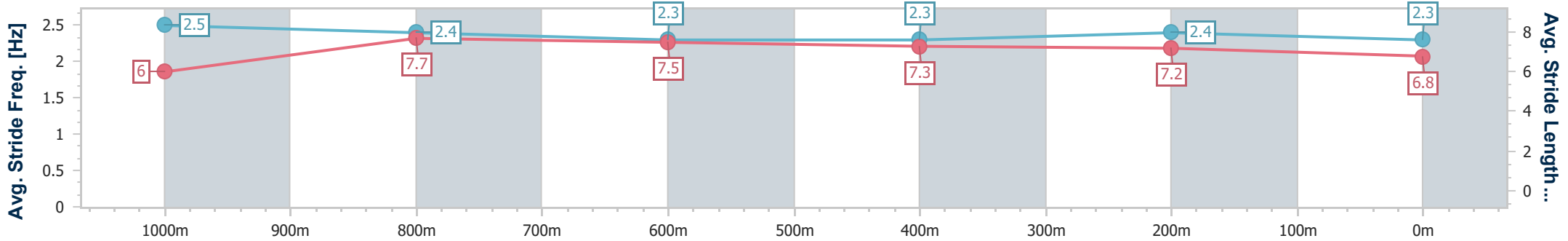
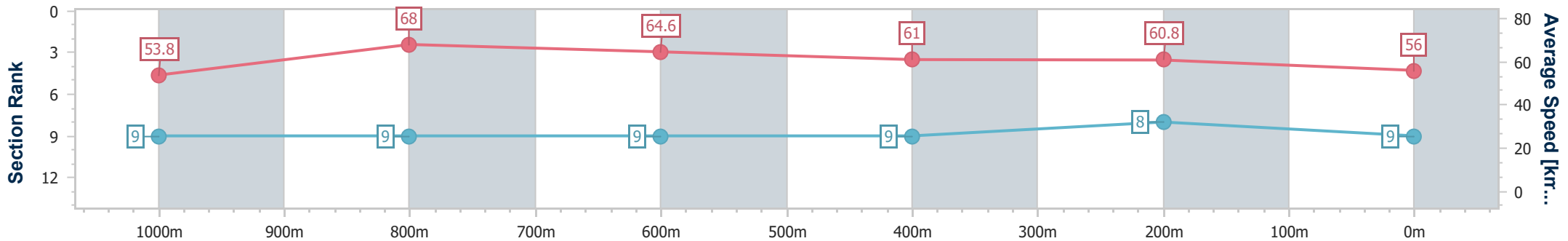


BRISBANE RACING CLUB

25 May 2024 - 12:54

Track Rating: Soft 6, Weather: Overcast, Rail Position: +2m Entire

Section	Overall	1000m	800m	600m	400m	200m
Section Times	1:11.99 [9] (0:13.41)	0:58.58 [9] (0:10.63)	0:47.95 [9] (0:11.33)	0:36.62 [9] (0:11.89)	0:24.73 [9] (0:11.86)	0:12.87 [8] (0:12.87)
Average Speed [km/h]	53.8	68.0	64.6	61.0	60.8	56.0
Top Speed [km/h]	69.3	68.8	68.5	62.0	61.8	60.0
Avg. Dist. to Rail [m]	10.3	3.1	2.6	1.6	3.6	4.9
Avg. Stride Freq. [Hz]	2.5	2.4	2.3	2.3	2.4	2.3
Avg. Stride Length [m]	6.0	7.7	7.5	7.3	7.2	6.8



- [ ] Ranking at each section and finish
- .-.- No data available at this section
- NA No data available



Horse/Jockey Name	Zatanna
Final Rank	10
Fastest Section Time (Section)	0:10.43 (1000m)
Top Speed [km/h] (Section)	71.0 (1000m)
Race State	Finished



Doomben QLD Professional  
Race 4: CITY PROPERTY SERVICES BILL CARTER STAKES - 1200m

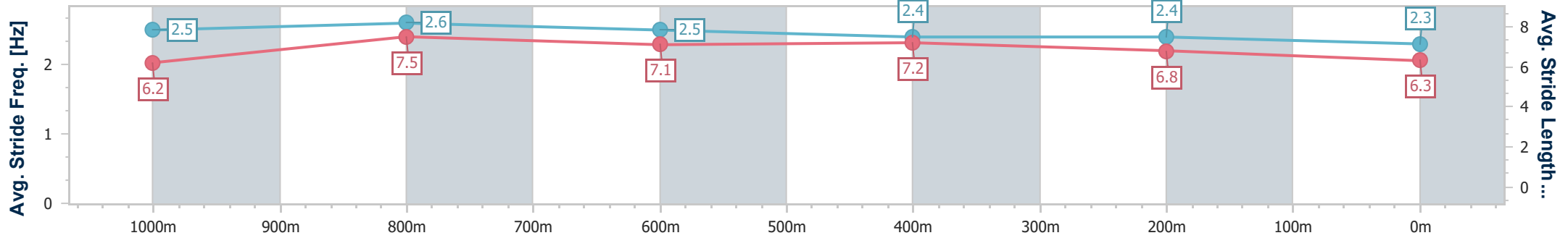
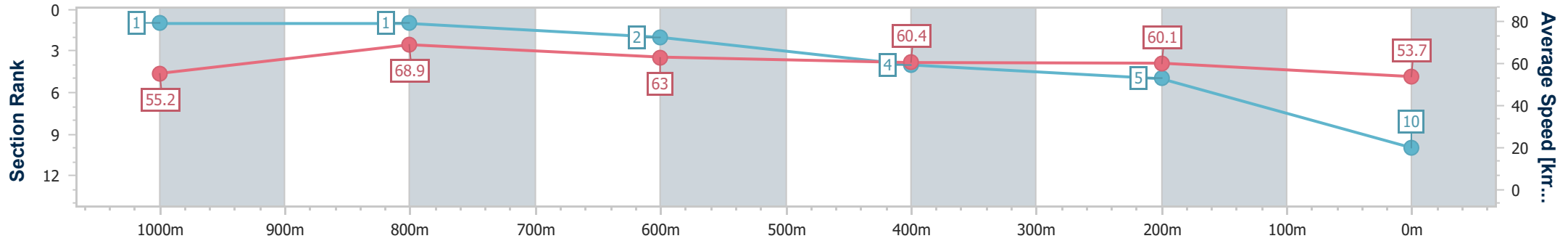


25 May 2024 - 12:54

BRISBANE RACING CLUB

Track Rating: Soft 6, Weather: Overcast, Rail Position: +2m Entire

Section	Overall	1000m	800m	600m	400m	200m
Section Times	1:12.33 [10] (0:13.06)	0:59.27 [1] (0:10.43)	0:48.84 [1] (0:11.55)	0:37.29 [2] (0:11.90)	0:25.39 [4] (0:12.02)	0:13.37 [5] (0:13.37)
Average Speed [km/h]	55.2	68.9	63.0	60.4	60.1	53.7
Top Speed [km/h]	70.3	71.0	66.3	61.6	63.1	64.3
Avg. Dist. to Rail [m]	1.1	0.4	1.5	0.6	1.8	2.3
Avg. Stride Freq. [Hz]	2.5	2.6	2.5	2.4	2.4	2.3
Avg. Stride Length [m]	6.2	7.5	7.1	7.2	6.8	6.3



- [ ] Ranking at each section and finish
- .-.- No data available at this section
- NA No data available





Horse/Jockey Name	Run Lucy Run
Final Rank	11
Fastest Section Time (Section)	0:10.62 (1000m)
Top Speed [km/h] (Section)	69.4 (1000m)
Race State	Finished



Doomben QLD Professional  
Race 4: CITY PROPERTY SERVICES BILL CARTER STAKES - 1200m

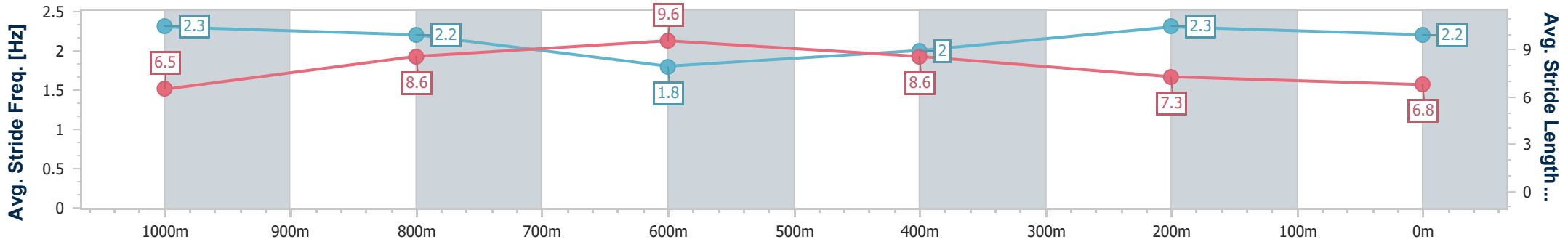
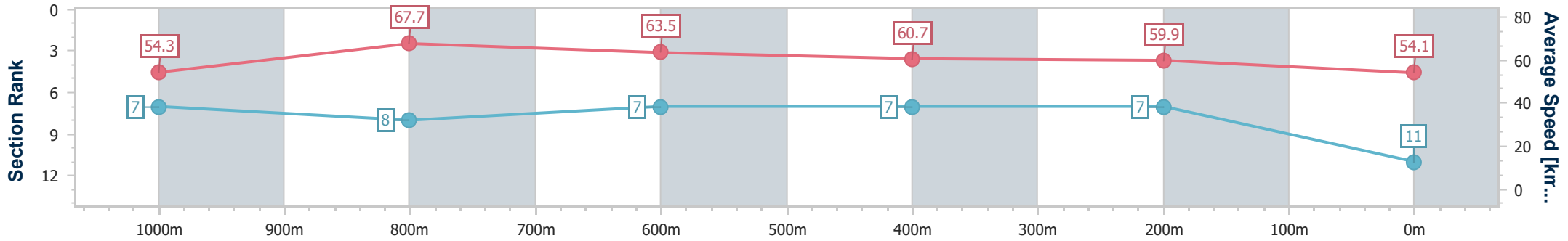


25 May 2024 - 12:54

BRISBANE RACING CLUB

Track Rating: Soft 6, Weather: Overcast, Rail Position: +2m Entire

Section	Overall	1000m	800m	600m	400m	200m
Section Times	1:12.44 [11] (0:13.31)	0:59.13 [7] (0:10.62)	0:48.51 [8] (0:11.42)	0:37.09 [7] (0:11.81)	0:25.28 [7] (0:11.96)	0:13.32 [7] (0:13.32)
Average Speed [km/h]	54.3	67.7	63.5	60.7	59.9	54.1
Top Speed [km/h]	68.8	69.4	65.9	62.3	61.9	57.4
Avg. Dist. to Rail [m]	1.8	0.7	0.8	0.9	2.3	4.3
Avg. Stride Freq. [Hz]	2.3	2.2	1.8	2.0	2.3	2.2
Avg. Stride Length [m]	6.5	8.6	9.6	8.6	7.3	6.8



- [ ] Ranking at each section and finish
- .-.- No data available at this section
- NA No data available



Horse/Jockey Name	Bank Book
Final Rank	12
Fastest Section Time (Section)	0:10.60 (1000m)
Top Speed [km/h] (Section)	69.8 (1000m)
Race State	Finished



Doomben QLD Professional  
Race 4: CITY PROPERTY SERVICES BILL CARTER STAKES - 1200m

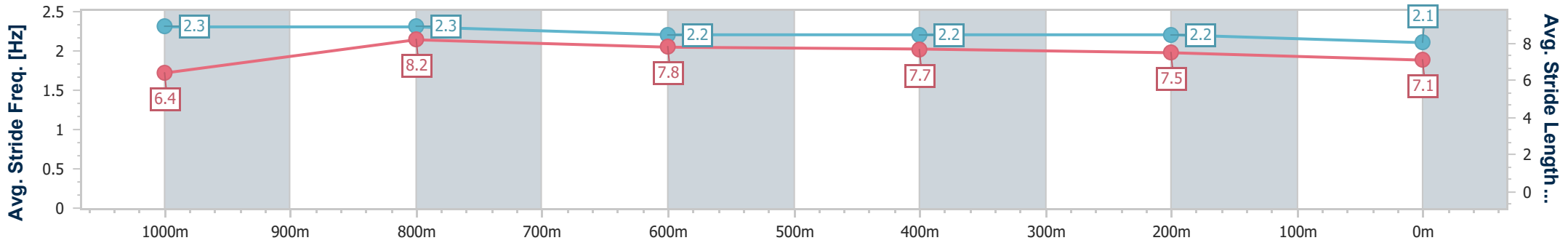
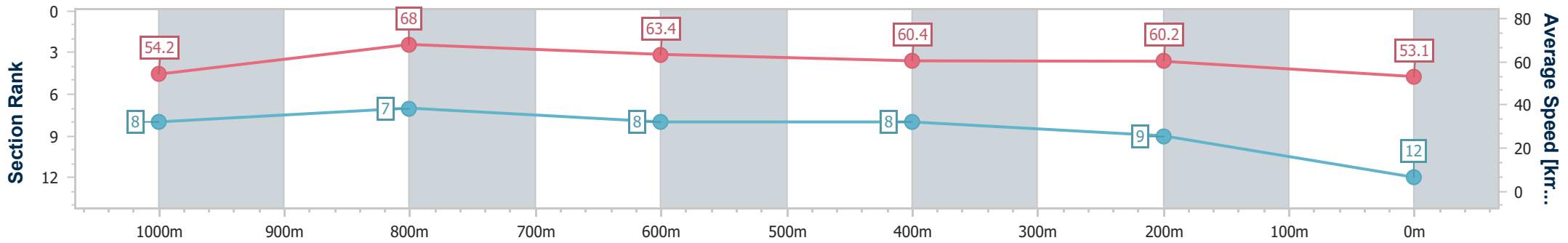


25 May 2024 - 12:54

BRISBANE RACING CLUB

Track Rating: Soft 6, Weather: Overcast, Rail Position: +2m Entire

Section	Overall	1000m	800m	600m	400m	200m
Section Times	1:12.77 [12] (0:13.33)	0:59.44 [8] (0:10.60)	0:48.84 [7] (0:11.43)	0:37.41 [8] (0:11.88)	0:25.53 [8] (0:11.96)	0:13.57 [9] (0:13.57)
Average Speed [km/h]	54.2	68.0	63.4	60.4	60.2	53.1
Top Speed [km/h]	68.8	69.8	66.3	61.3	61.7	57.4
Avg. Dist. to Rail [m]	5.8	2.4	1.1	0.6	1.7	3.2
Avg. Stride Freq. [Hz]	2.3	2.3	2.2	2.2	2.2	2.1
Avg. Stride Length [m]	6.4	8.2	7.8	7.7	7.5	7.1



- [ ] Ranking at each section and finish
- .-.- No data available at this section
- NA No data available



Horse/Jockey Name	Surprise Honey
Final Rank	13
Fastest Section Time (Section)	0:10.56 (1000m)
Top Speed [km/h] (Section)	72.1 (1000m)
Race State	Finished



Doomben QLD Professional  
Race 4: CITY PROPERTY SERVICES BILL CARTER STAKES - 1200m

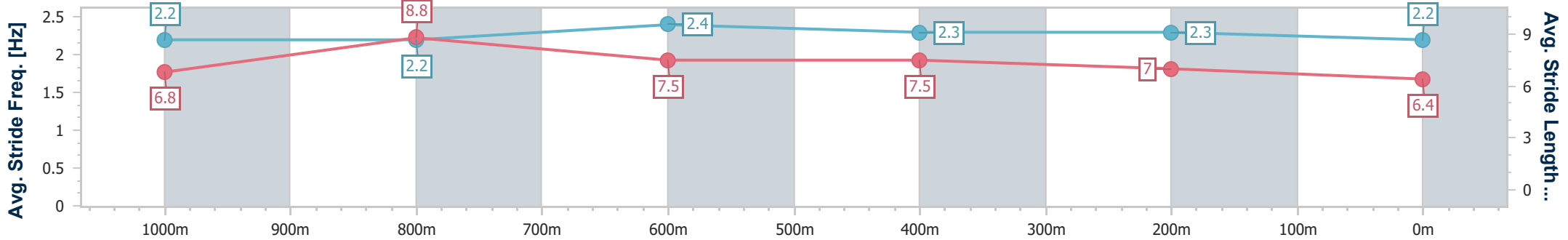
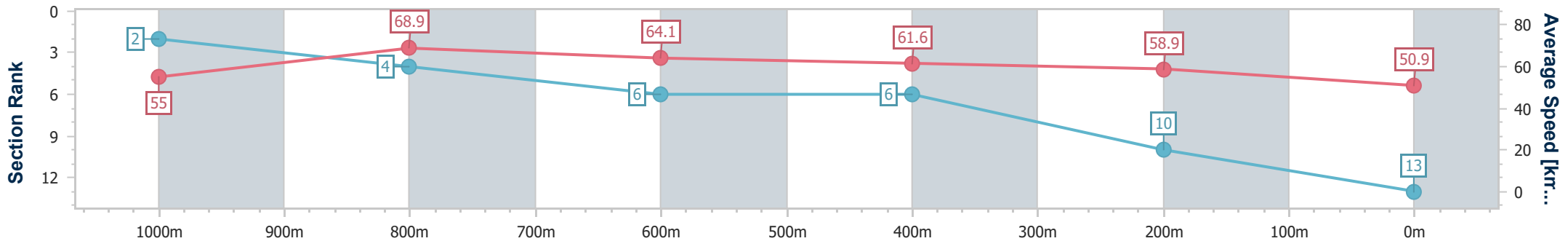


25 May 2024 - 12:54

BRISBANE RACING CLUB

Track Rating: Soft 6, Weather: Overcast, Rail Position: +2m Entire

Section	Overall	1000m	800m	600m	400m	200m
Section Times	1:13.47 [13] (0:13.16)	1:00.31 [2] (0:10.56)	0:49.75 [4] (0:11.50)	0:38.25 [6] (0:11.81)	0:26.44 [6] (0:12.30)	0:14.14 [10] (0:14.14)
Average Speed [km/h]	55.0	68.9	64.1	61.6	58.9	50.9
Top Speed [km/h]	72.1	72.1	66.4	62.4	61.1	55.9
Avg. Dist. to Rail [m]	7.8	5.0	3.8	2.2	5.7	9.0
Avg. Stride Freq. [Hz]	2.2	2.2	2.4	2.3	2.3	2.2
Avg. Stride Length [m]	6.8	8.8	7.5	7.5	7.0	6.4



- [ ] Ranking at each section and finish
- .-.- No data available at this section
- NA No data available



# Doomben QLD Professional

## Race 5: MAGIC MILLIONS NATIONAL 2YO CLASSIC - 1050m

25 May 2024 - 13:33



BRISBANE  
RACING CLUB

Track Rating: Soft 6, Weather: Overcast, Rail Position: +2m Entire

Section												Last 600m	
Field Times		Overall	1000m	800m	600m	400m	200m						0:35.06
		1:01.49 (0:04.94)	0:56.55 (0:10.66)	0:45.89 (0:10.83)	0:35.06 (0:11.39)	0:23.67 (0:11.48)	0:12.19 (0:12.19)						
Rank	TAB Horse/Jockey	Barrier	Top Speed [km/h]	Fastest Section	Overall	1000m	800m	600m	400m	200m	Margin	Distance Travelled [m]	
1	10 ARABIAN SUMMER Harry Coffey	9	69.5	0:05.04	1:01.49 [1] (0:05.04)	0:56.45 [3] (0:10.77)	0:45.68 [5] (0:11.13)	0:34.55 [7] (0:11.21)	0:23.34 [8] (0:11.20)	0:12.14 [2] (0:12.14)	1:01.49	0:34.55	
2	6 KING OF ROSEAU Tyler Schiller	12	69.3	0:05.24	1:01.53 [2] (0:05.24)	0:56.29 [11] (0:10.94)	0:45.35 [12] (0:10.92)	0:34.43 [11] (0:10.98)	0:23.45 [6] (0:11.33)	0:12.12 [3] (0:12.12)	0.25L	0:34.43	-5
3	5 EMBASSY Blake Shinn	11	71.3	0:05.04	1:01.86 [3] (0:05.04)	0:56.82 [4] (0:10.62)	0:46.20 [2] (0:10.96)	0:35.24 [3] (0:11.34)	0:23.90 [3] (0:11.34)	0:12.56 [1] (0:12.56)	2.19L	0:35.24	-1
4	1 SPYWIRE James McDonald	3	70.6	0:05.11	1:02.16 [4] (0:05.11)	0:57.05 [8] (0:10.56)	0:46.49 [3] (0:10.83)	0:35.66 [2] (0:11.32)	0:24.34 [1] (0:11.62)	0:12.72 [4] (0:12.72)	3.92L	0:35.66	-6
5	3 ASTAPOR Justin Stanley	5	69.6	0:04.94	1:02.36 [5] (0:04.94)	0:57.42 [1] (0:10.78)	0:46.64 [4] (0:11.11)	0:35.53 [6] (0:11.24)	0:24.29 [5] (0:11.51)	0:12.78 [5] (0:12.78)	5.08L	0:35.53	+1
6	2 LEAD ME ON Michael Rodd	13	69.6	0:05.05	1:02.52 [6] (0:05.05)	0:57.47 [5] (0:10.89)	0:46.58 [8] (0:11.16)	0:35.42 [12] (0:11.22)	0:24.20 [9] (0:11.42)	0:12.78 [8] (0:12.78)	6.06L	0:35.42	+1
7	9 ENEEZA Damian Lane	4	70.3	0:05.37	1:02.63 [7] (0:05.37)	0:57.26 [12] (0:10.69)	0:46.57 [11] (0:10.61)	0:35.96 [4] (0:11.46)	0:24.50 [7] (0:11.50)	0:13.00 [7] (0:13.00)	6.68L	0:35.96	-12
8	11 DEVINE FORCE Robbie Dolan	6	68.9	0:05.06	1:02.63 [8] (0:05.06)	0:57.57 [6] (0:10.95)	0:46.62 [10] (0:11.05)	0:35.57 [10] (0:11.32)	0:24.25 [10] (0:11.60)	0:12.65 [10] (0:12.65)	6.7L	0:35.57	-3
9	7 SILVA 'N' SUAVE Craig Williams	14	71.9	0:05.11	1:02.80 [9] (0:05.11)	0:57.69 [9] (0:10.71)	0:46.98 [6] (0:11.14)	0:35.84 [8] (0:11.49)	0:24.35 [11] (0:11.74)	0:12.61 [11] (0:12.61)	7.66L	0:35.84	+4
10	4 GIN A TONIC Michael Cahill	2	69.4	0:04.96	1:03.10 [10] (0:04.96)	0:58.14 [2] (0:10.64)	0:47.50 [1] (0:10.83)	0:36.67 [1] (0:11.40)	0:25.27 [2] (0:11.79)	0:13.48 [6] (0:13.48)	9.47L	0:36.67	-1

Scratched: Cosmic Fire (#14), Balastier (#16), Cryptostar (#13), Smashing Rosie (#17), Accelar (#15)

Report Created: Sat 25 May 2024 13:53 GMT+10 (Note: Timing is based on position data)

Page 1/14

[ ] Ranking at each section and finish  
 -:-:- No data available at this section  
 NA No data available

SCN Saddle cloth number  
 DNF Did not finish  
 DNT Did not track

data processed by TRIPLESDATA



# Doomben QLD Professional

## Race 5: MAGIC MILLIONS NATIONAL 2YO CLASSIC - 1050m

25 May 2024 - 13:33



BRISBANE  
RACING CLUB

Track Rating: Soft 6, Weather: Overcast, Rail Position: +2m Entire

Section		Overall	1000m	800m	600m	400m	200m	Last 600m					
Field Times		1:01.49 (0:04.94)	0:56.55 (0:10.66)	0:45.89 (0:10.83)	0:35.06 (0:11.39)	0:23.67 (0:11.48)	0:12.19 (0:12.19)	0:35.06					
Rank	TAB Horse/Jockey	Barrier	Top Speed [km/h]	Fastest Section	Margin							Distance Travelled [m]	
11	12 FIELDS AMOUR Samantha Collett	10	69.9 1000m	0:05.09 Overall	1:03.21 [11] (0:05.09)	0:58.12 [7] (0:10.87)	0:47.25 [9] (0:10.80)	0:36.45 [5] (0:11.28)	0:25.17 [4] (0:11.74)	0:13.43 [9] (0:13.43)	10.08L	0:36.45	-8
12	8 THE HAMO Mark Zahra	17	70.8 1000m	0:05.12 Overall	1:04.59 [12] (0:05.12)	0:59.47 [10] (0:10.76)	0:48.71 [7] (0:11.16)	0:37.55 [9] (0:11.53)	0:26.02 [12] (0:12.00)	0:14.02 [12] (0:14.02)	18.22L	0:37.55	+7

Scratched: Cosmic Fire (#14), Balastier (#16), Cryptostar (#13), Smashing Rosie (#17), Accelar (#15)

[ ] Ranking at each section and finish  
 -:-:- No data available at this section  
 NA No data available

SCN Saddle cloth number  
 DNF Did not finish  
 DNT Did not track



Horse/Jockey Name	Arabian Summer
Final Rank	1
Fastest Section Time (Section)	0:05.04 (Overall)
Top Speed [km/h] (Section)	69.5 (1000m)
Race State	Finished

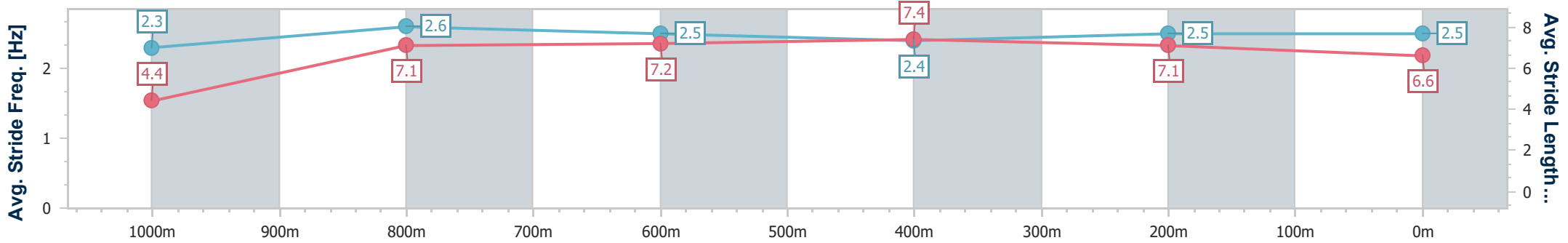
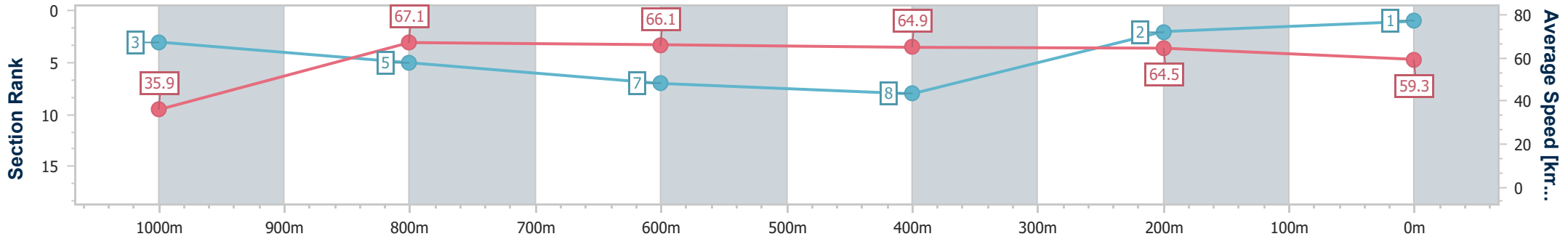


**Doomben QLD Professional**  
**Race 5: MAGIC MILLIONS NATIONAL 2YO CLASSIC - 1050m**  
 25 May 2024 - 13:33  
 Track Rating: Soft 6, Weather: Overcast, Rail Position: +2m Entire



**BRISBANE**  
RACING CLUB

Section	Overall	1000m	800m	600m	400m	200m
Section Times	1:01.49 [1] (0:05.04)	0:56.45 [3] (0:10.77)	0:45.68 [5] (0:11.13)	0:34.55 [7] (0:11.21)	0:23.34 [8] (0:11.20)	0:12.14 [2] (0:12.14)
Average Speed [km/h]	35.9	67.1	66.1	64.9	64.5	59.3
Top Speed [km/h]	58.9	69.5	67.2	67.2	66.1	64.9
Avg. Dist. to Rail [m]	5.7	3.5	3.5	2.1	3.5	3.3
Avg. Stride Freq. [Hz]	2.3	2.6	2.5	2.4	2.5	2.5
Avg. Stride Length [m]	4.4	7.1	7.2	7.4	7.1	6.6



- [ ] Ranking at each section and finish
- .-.- No data available at this section
- NA No data available



Horse/Jockey Name	King Of Roseau
Final Rank	2
Fastest Section Time (Section)	0:05.24 (Overall)
Top Speed [km/h] (Section)	69.3 (800m)
Race State	Finished

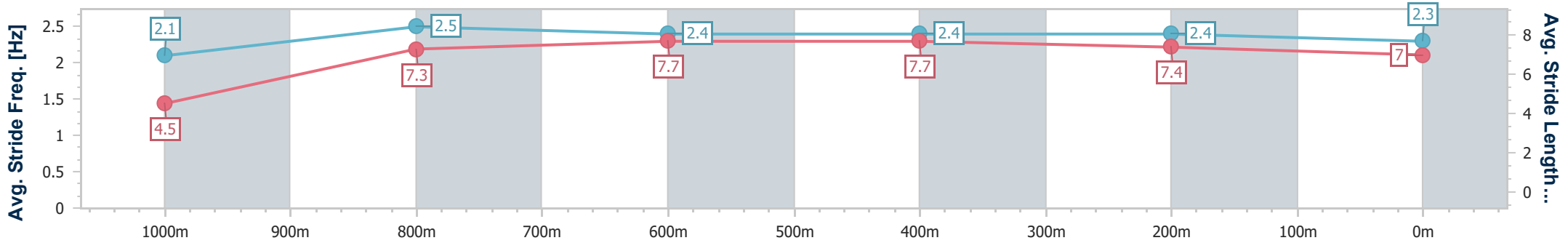
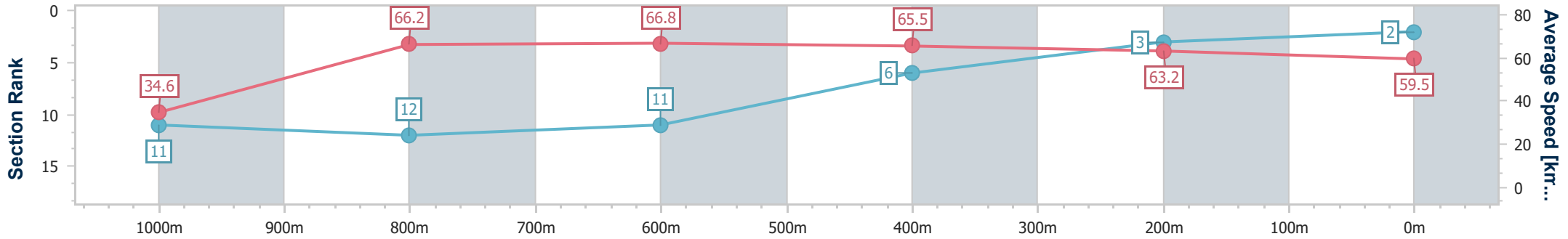


**Doomben QLD Professional**  
**Race 5: MAGIC MILLIONS NATIONAL 2YO CLASSIC - 1050m**  
 25 May 2024 - 13:33  
 Track Rating: Soft 6, Weather: Overcast, Rail Position: +2m Entire



**BRISBANE**  
 RACING CLUB

Section	Overall	1000m	800m	600m	400m	200m
Section Times	1:01.53 [2] (0:05.24)	0:56.29 [11] (0:10.94)	0:45.35 [12] (0:10.92)	0:34.43 [11] (0:10.98)	0:23.45 [6] (0:11.33)	0:12.12 [3] (0:12.12)
Average Speed [km/h]	34.6	66.2	66.8	65.5	63.2	59.5
Top Speed [km/h]	58.5	69.2	69.3	66.3	65.3	62.6
Avg. Dist. to Rail [m]	8.4	4.4	2.4	1.0	0.7	0.8
Avg. Stride Freq. [Hz]	2.1	2.5	2.4	2.4	2.4	2.3
Avg. Stride Length [m]	4.5	7.3	7.7	7.7	7.4	7.0



- [ ] Ranking at each section and finish
- .-.- No data available at this section
- NA No data available



Horse/Jockey Name	Embassy
Final Rank	3
Fastest Section Time (Section)	0:05.04 (Overall)
Top Speed [km/h] (Section)	71.3 (1000m)
Race State	Finished

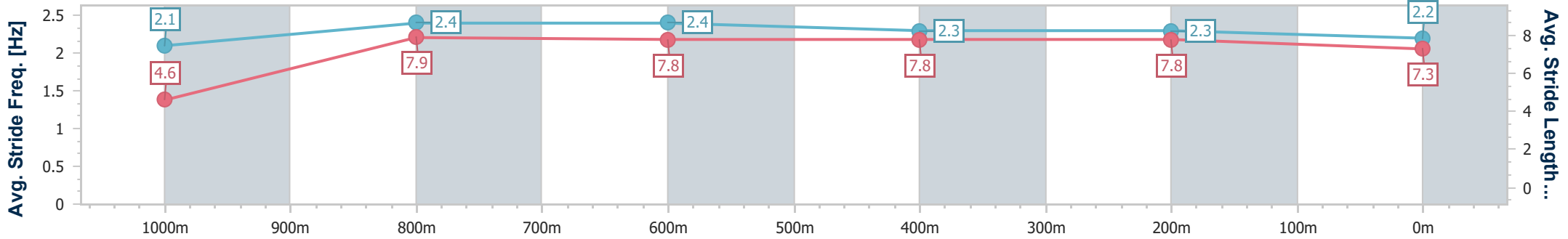
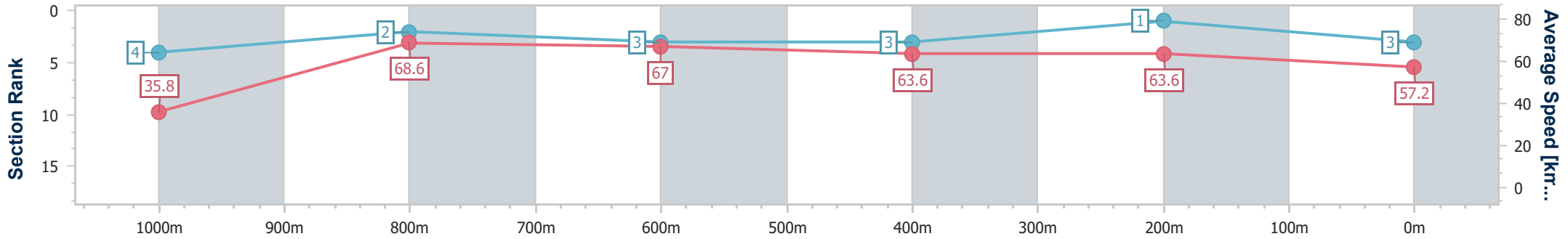


**Doomben QLD Professional**  
**Race 5: MAGIC MILLIONS NATIONAL 2YO CLASSIC - 1050m**  
 25 May 2024 - 13:33  
 Track Rating: Soft 6, Weather: Overcast, Rail Position: +2m Entire



BRISBANE  
RACING CLUB

Section	Overall	1000m	800m	600m	400m	200m
Section Times	1:01.86 [3] (0:05.04)	0:56.82 [4] (0:10.62)	0:46.20 [2] (0:10.96)	0:35.24 [3] (0:11.34)	0:23.90 [3] (0:11.34)	0:12.56 [1] (0:12.56)
Average Speed [km/h]	35.8	68.6	67.0	63.6	63.6	57.2
Top Speed [km/h]	59.0	71.3	69.0	65.1	64.9	61.4
Avg. Dist. to Rail [m]	7.5	5.1	3.2	1.0	2.2	1.9
Avg. Stride Freq. [Hz]	2.1	2.4	2.4	2.3	2.3	2.2
Avg. Stride Length [m]	4.6	7.9	7.8	7.8	7.8	7.3



- [ ] Ranking at each section and finish
- .-.- No data available at this section
- NA No data available





Horse/Jockey Name	Spywire
Final Rank	4
Fastest Section Time (Section)	0:05.11 (Overall)
Top Speed [km/h] (Section)	70.6 (1000m)
Race State	Finished

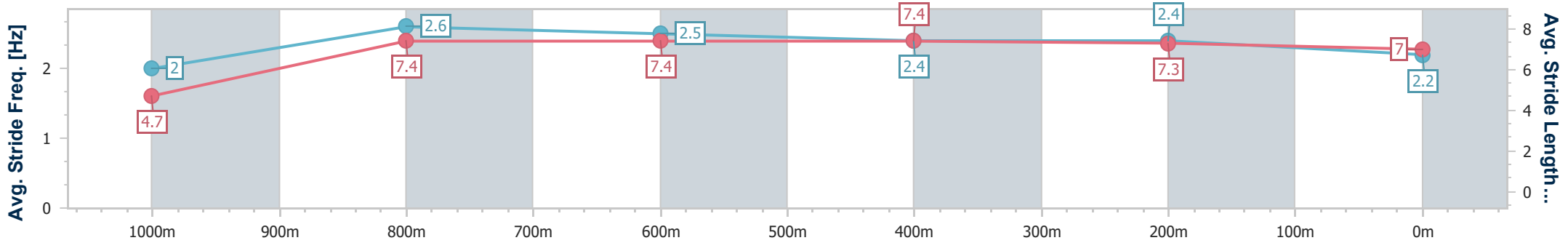
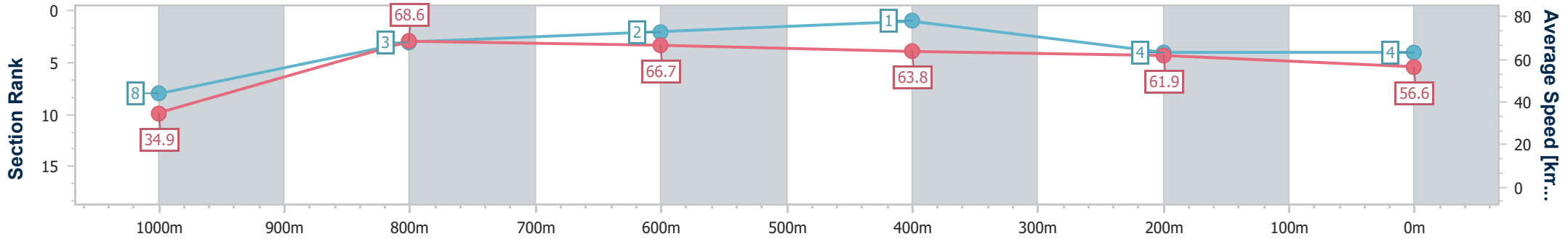


**Doomben QLD Professional**  
**Race 5: MAGIC MILLIONS NATIONAL 2YO CLASSIC - 1050m**  
 25 May 2024 - 13:33  
 Track Rating: Soft 6, Weather: Overcast, Rail Position: +2m Entire



**BRISBANE**  
RACING CLUB

Section	Overall	1000m	800m	600m	400m	200m
Section Times	1:02.16 [4] (0:05.11)	0:57.05 [8] (0:10.56)	0:46.49 [3] (0:10.83)	0:35.66 [2] (0:11.32)	0:24.34 [1] (0:11.62)	0:12.72 [4] (0:12.72)
Average Speed [km/h]	34.9	68.6	66.7	63.8	61.9	56.6
Top Speed [km/h]	58.7	70.6	69.1	66.0	64.5	60.1
Avg. Dist. to Rail [m]	2.6	1.4	1.1	0.6	2.3	1.9
Avg. Stride Freq. [Hz]	2.0	2.6	2.5	2.4	2.4	2.2
Avg. Stride Length [m]	4.7	7.4	7.4	7.4	7.3	7.0



- [ ] Ranking at each section and finish
- .-.- No data available at this section
- NA No data available



Horse/Jockey Name	Astapor
Final Rank	5
Fastest Section Time (Section)	0:04.94 (Overall)
Top Speed [km/h] (Section)	69.6 (1000m)
Race State	Finished

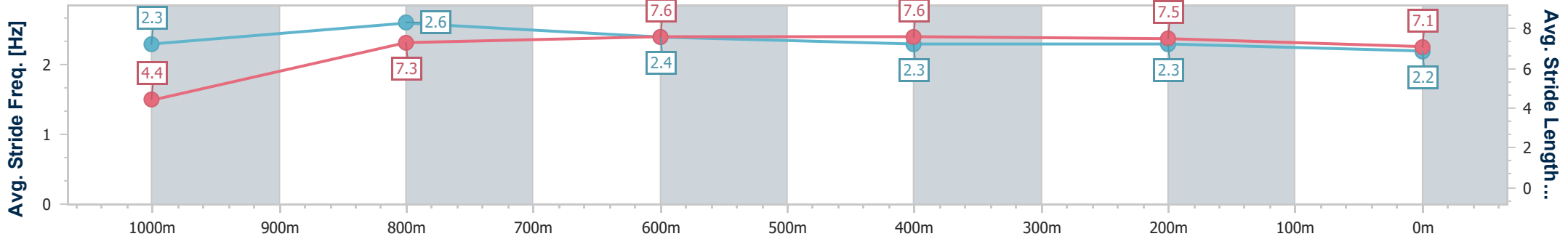
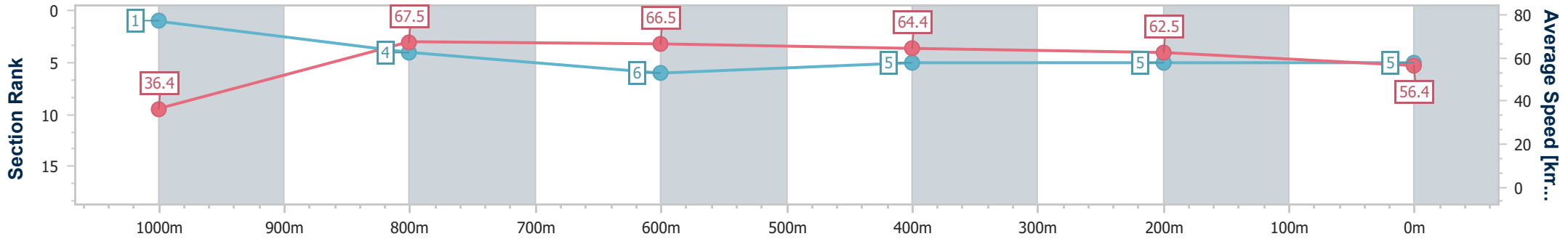


**Doomben QLD Professional**  
**Race 5: MAGIC MILLIONS NATIONAL 2YO CLASSIC - 1050m**  
 25 May 2024 - 13:33  
 Track Rating: Soft 6, Weather: Overcast, Rail Position: +2m Entire



**BRISBANE**  
 RACING CLUB

Section	Overall	1000m	800m	600m	400m	200m
Section Times	1:02.36 [5] (0:04.94)	0:57.42 [1] (0:10.78)	0:46.64 [4] (0:11.11)	0:35.53 [6] (0:11.24)	0:24.29 [5] (0:11.51)	0:12.78 [5] (0:12.78)
Average Speed [km/h]	36.4	67.5	66.5	64.4	62.5	56.4
Top Speed [km/h]	58.1	69.6	68.6	66.8	64.2	60.8
Avg. Dist. to Rail [m]	4.7	3.5	5.0	1.4	2.3	3.6
Avg. Stride Freq. [Hz]	2.3	2.6	2.4	2.3	2.3	2.2
Avg. Stride Length [m]	4.4	7.3	7.6	7.6	7.5	7.1



- [ ] Ranking at each section and finish
- .-.- No data available at this section
- NA No data available



Horse/Jockey Name	Lead Me On
Final Rank	6
Fastest Section Time (Section)	0:05.05 (Overall)
Top Speed [km/h] (Section)	69.6 (1000m)
Race State	Finished

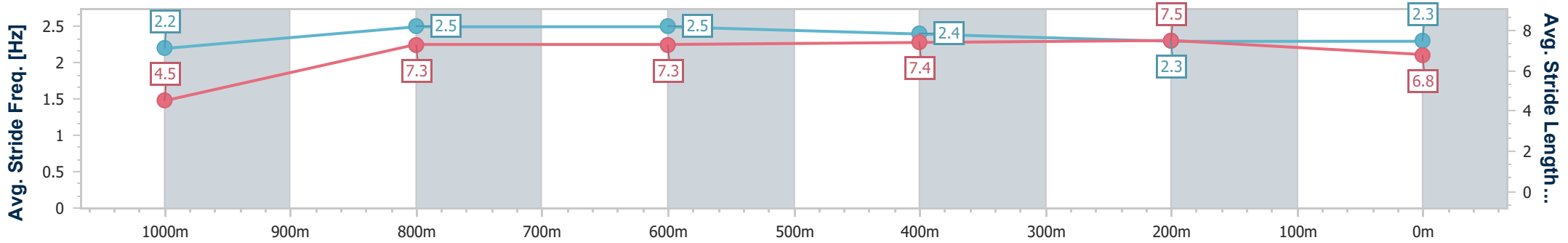
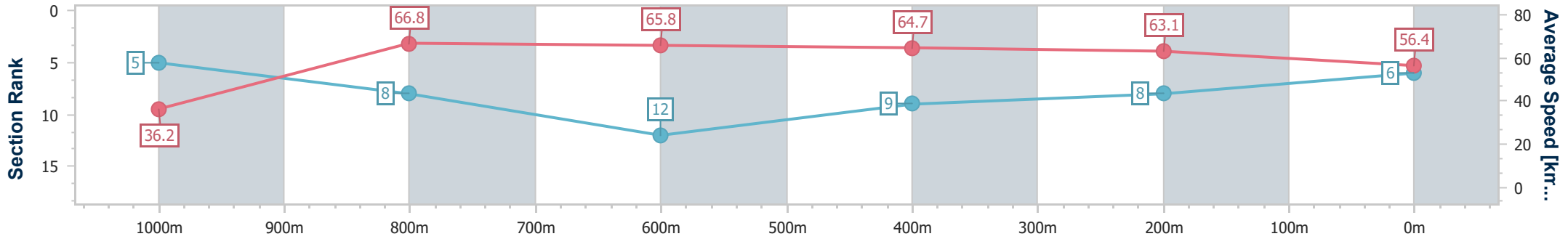


**Doomben QLD Professional**  
**Race 5: MAGIC MILLIONS NATIONAL 2YO CLASSIC - 1050m**  
 25 May 2024 - 13:33  
 Track Rating: Soft 6, Weather: Overcast, Rail Position: +2m Entire



**BRISBANE**  
RACING CLUB

Section	Overall	1000m	800m	600m	400m	200m
Section Times	1:02.52 [6] (0:05.05)	0:57.47 [5] (0:10.89)	0:46.58 [8] (0:11.16)	0:35.42 [12] (0:11.22)	0:24.20 [9] (0:11.42)	0:12.78 [8] (0:12.78)
Average Speed [km/h]	36.2	66.8	65.8	64.7	63.1	56.4
Top Speed [km/h]	56.7	69.6	66.8	66.6	64.3	61.3
Avg. Dist. to Rail [m]	10.2	5.9	3.6	1.3	3.8	6.7
Avg. Stride Freq. [Hz]	2.2	2.5	2.5	2.4	2.3	2.3
Avg. Stride Length [m]	4.5	7.3	7.3	7.4	7.5	6.8



- [ ] Ranking at each section and finish
- .-.- No data available at this section
- NA No data available



Horse/Jockey Name	Eneeza
Final Rank	7
Fastest Section Time (Section)	0:05.37 (Overall)
Top Speed [km/h] (Section)	70.3 (1000m)
Race State	Finished

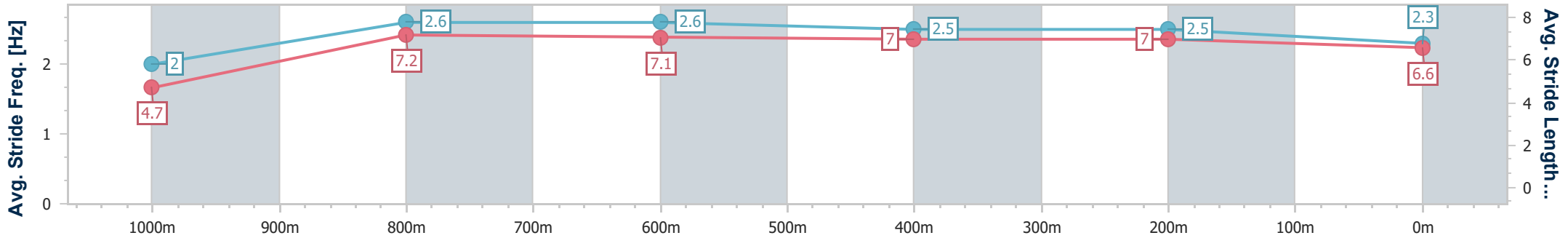
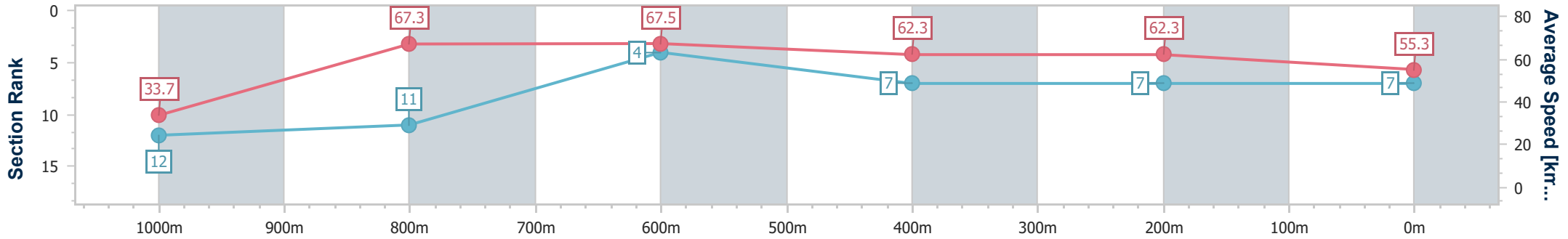


**Doomben QLD Professional**  
**Race 5: MAGIC MILLIONS NATIONAL 2YO CLASSIC - 1050m**  
 25 May 2024 - 13:33  
 Track Rating: Soft 6, Weather: Overcast, Rail Position: +2m Entire



**BRISBANE**  
RACING CLUB

Section	Overall	1000m	800m	600m	400m	200m
Section Times	1:02.63 [7] (0:05.37)	0:57.26 [12] (0:10.69)	0:46.57 [11] (0:10.61)	0:35.96 [4] (0:11.46)	0:24.50 [7] (0:11.50)	0:13.00 [7] (0:13.00)
Average Speed [km/h]	33.7	67.3	67.5	62.3	62.3	55.3
Top Speed [km/h]	57.5	70.3	69.8	65.4	63.8	59.9
Avg. Dist. to Rail [m]	3.0	0.9	1.1	0.9	1.8	0.5
Avg. Stride Freq. [Hz]	2.0	2.6	2.6	2.5	2.5	2.3
Avg. Stride Length [m]	4.7	7.2	7.1	7.0	7.0	6.6



- [ ] Ranking at each section and finish
- .-.- No data available at this section
- NA No data available



Horse/Jockey Name	Devine Force
Final Rank	8
Fastest Section Time (Section)	0:05.06 (Overall)
Top Speed [km/h] (Section)	68.9 (1000m)
Race State	Finished

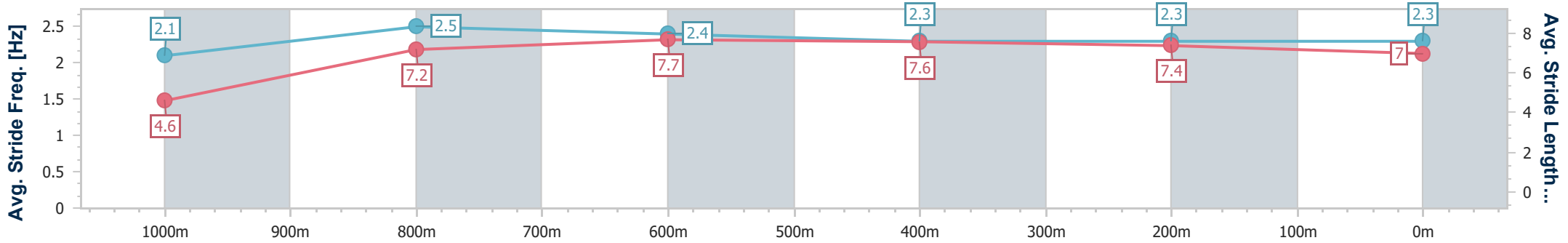
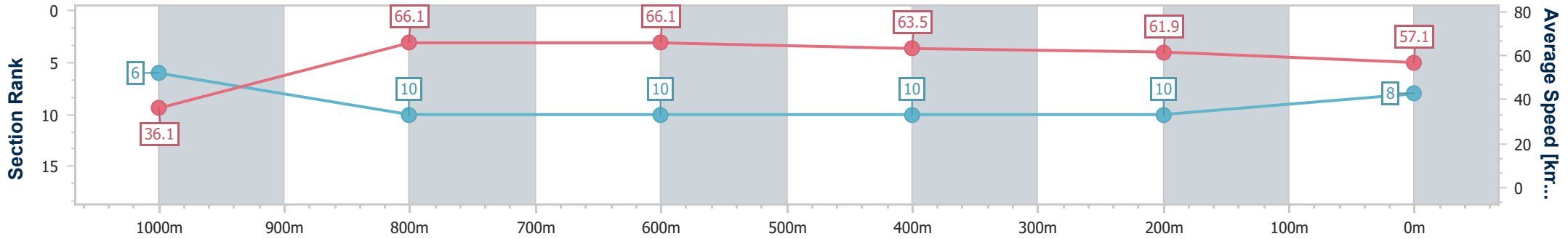


**Doomben QLD Professional**  
**Race 5: MAGIC MILLIONS NATIONAL 2YO CLASSIC - 1050m**  
 25 May 2024 - 13:33  
 Track Rating: Soft 6, Weather: Overcast, Rail Position: +2m Entire



BRISBANE  
RACING CLUB

Section	Overall	1000m	800m	600m	400m	200m
Section Times	1:02.63 [8] (0:05.06)	0:57.57 [6] (0:10.95)	0:46.62 [10] (0:11.05)	0:35.57 [10] (0:11.32)	0:24.25 [10] (0:11.60)	0:12.65 [10] (0:12.65)
Average Speed [km/h]	36.1	66.1	66.1	63.5	61.9	57.1
Top Speed [km/h]	58.5	68.9	67.3	65.4	62.6	60.2
Avg. Dist. to Rail [m]	5.3	3.7	2.2	0.8	0.6	0.6
Avg. Stride Freq. [Hz]	2.1	2.5	2.4	2.3	2.3	2.3
Avg. Stride Length [m]	4.6	7.2	7.7	7.6	7.4	7.0



- [ ] Ranking at each section and finish
- .-.- No data available at this section
- NA No data available



Horse/Jockey Name	Silva 'N' Suave
Final Rank	9
Fastest Section Time (Section)	0:05.11 (Overall)
Top Speed [km/h] (Section)	71.9 (1000m)
Race State	Finished

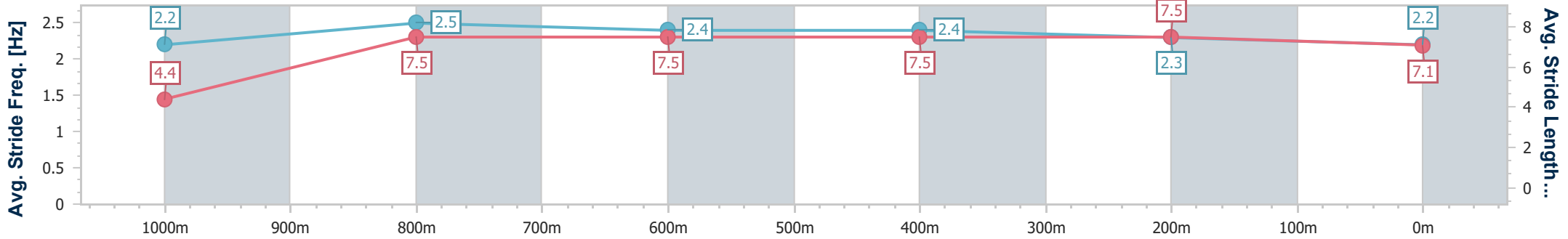
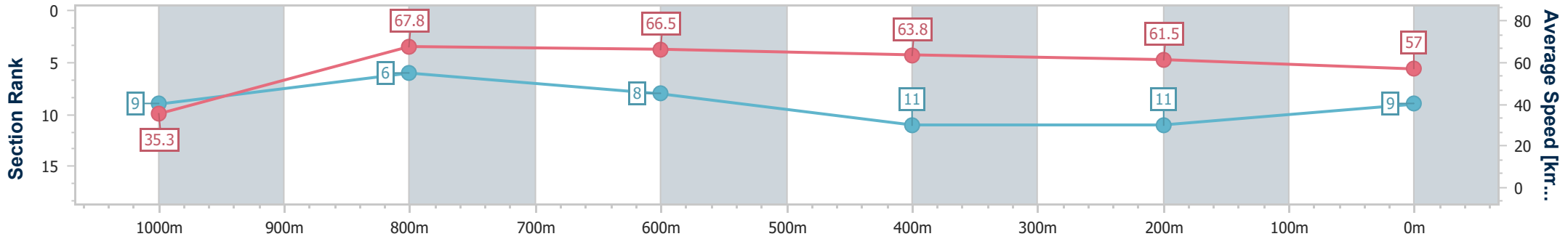


**Doomben QLD Professional**  
**Race 5: MAGIC MILLIONS NATIONAL 2YO CLASSIC - 1050m**  
 25 May 2024 - 13:33  
 Track Rating: Soft 6, Weather: Overcast, Rail Position: +2m Entire



**BRISBANE**  
RACING CLUB

Section	Overall	1000m	800m	600m	400m	200m
Section Times	1:02.80 [9] (0:05.11)	0:57.69 [9] (0:10.71)	0:46.98 [6] (0:11.14)	0:35.84 [8] (0:11.49)	0:24.35 [11] (0:11.74)	0:12.61 [11] (0:12.61)
Average Speed [km/h]	35.3	67.8	66.5	63.8	61.5	57.0
Top Speed [km/h]	58.1	71.9	71.3	68.1	62.5	59.5
Avg. Dist. to Rail [m]	11.0	6.6	4.3	3.6	3.4	5.3
Avg. Stride Freq. [Hz]	2.2	2.5	2.4	2.4	2.3	2.2
Avg. Stride Length [m]	4.4	7.5	7.5	7.5	7.5	7.1



- [ ] Ranking at each section and finish
- .-.- No data available at this section
- NA No data available



Horse/Jockey Name	Gin A Tonic
Final Rank	10
Fastest Section Time (Section)	0:04.96 (Overall)
Top Speed [km/h] (Section)	69.4 (1000m)
Race State	Finished

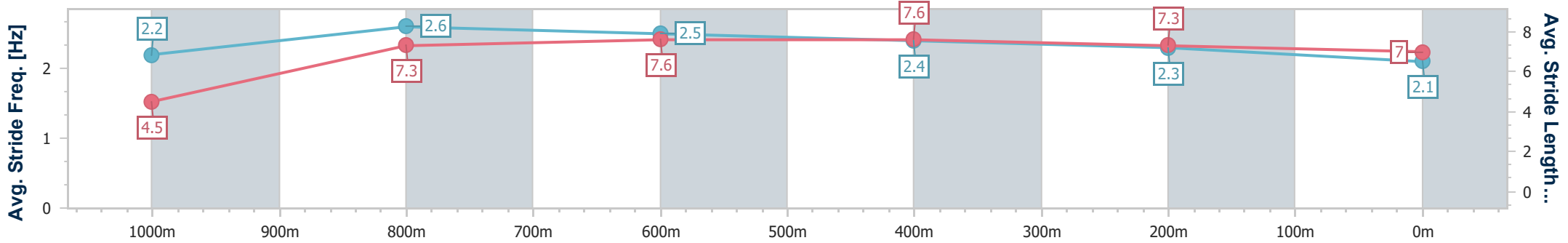
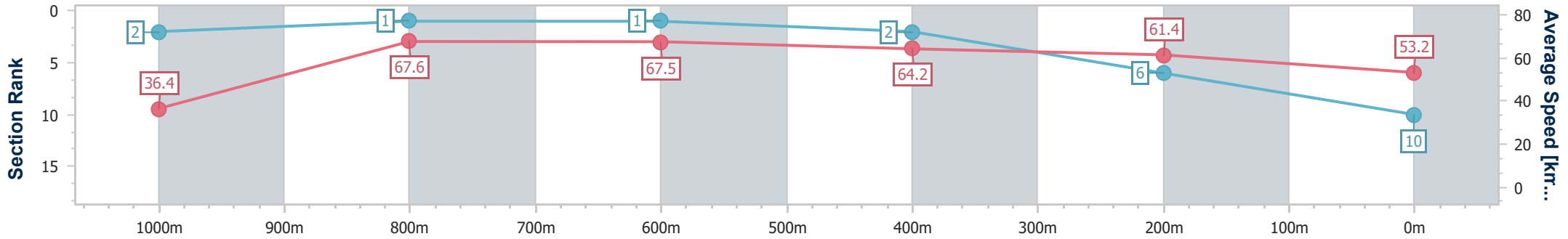


**Doomben QLD Professional**  
**Race 5: MAGIC MILLIONS NATIONAL 2YO CLASSIC - 1050m**  
 25 May 2024 - 13:33  
 Track Rating: Soft 6, Weather: Overcast, Rail Position: +2m Entire



BRISBANE  
RACING CLUB

Section	Overall	1000m	800m	600m	400m	200m
Section Times	1:03.10 [10] (0:04.96)	0:58.14 [2] (0:10.64)	0:47.50 [1] (0:10.83)	0:36.67 [1] (0:11.40)	0:25.27 [2] (0:11.79)	0:13.48 [6] (0:13.48)
Average Speed [km/h]	36.4	67.6	67.5	64.2	61.4	53.2
Top Speed [km/h]	58.7	69.4	69.2	66.6	62.7	58.0
Avg. Dist. to Rail [m]	1.6	0.6	3.3	2.8	2.9	4.6
Avg. Stride Freq. [Hz]	2.2	2.6	2.5	2.4	2.3	2.1
Avg. Stride Length [m]	4.5	7.3	7.6	7.6	7.3	7.0



- [ ] Ranking at each section and finish
- .-.- No data available at this section
- NA No data available



Horse/Jockey Name	Fields Amour
Final Rank	11
Fastest Section Time (Section)	0:05.09 (Overall)
Top Speed [km/h] (Section)	69.9 (1000m)
Race State	Finished

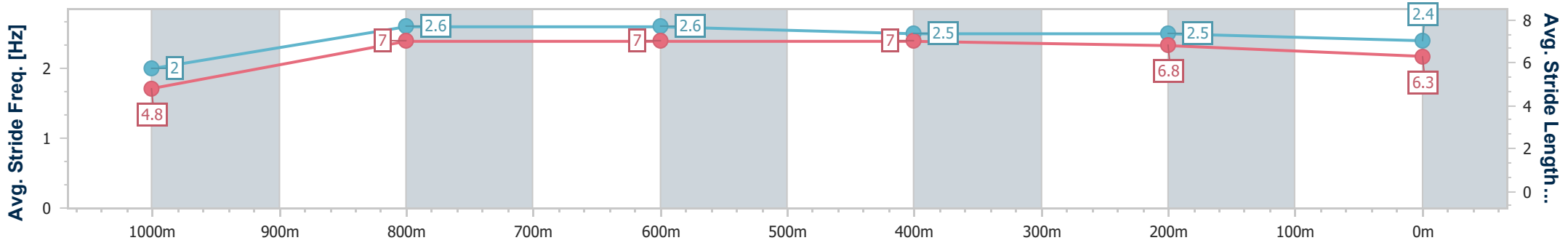
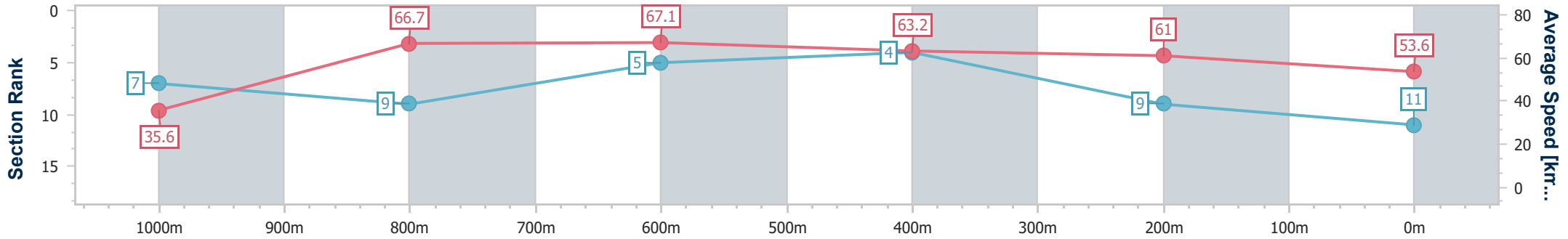


**Doomben QLD Professional**  
**Race 5: MAGIC MILLIONS NATIONAL 2YO CLASSIC - 1050m**  
 25 May 2024 - 13:33  
 Track Rating: Soft 6, Weather: Overcast, Rail Position: +2m Entire



**BRISBANE**  
RACING CLUB

Section	Overall	1000m	800m	600m	400m	200m
Section Times	1:03.21 [11] (0:05.09)	0:58.12 [7] (0:10.87)	0:47.25 [9] (0:10.80)	0:36.45 [5] (0:11.28)	0:25.17 [4] (0:11.74)	0:13.43 [9]
Average Speed [km/h]	35.6	66.7	67.1	63.2	61.0	53.6
Top Speed [km/h]	56.4	69.9	69.7	66.6	62.8	58.7
Avg. Dist. to Rail [m]	7.0	3.3	1.0	1.5	1.6	4.1
Avg. Stride Freq. [Hz]	2.0	2.6	2.6	2.5	2.5	2.4
Avg. Stride Length [m]	4.8	7.0	7.0	7.0	6.8	6.3



- [ ] Ranking at each section and finish
- .-.- No data available at this section
- NA No data available





Horse/Jockey Name	The Hamo
Final Rank	12
Fastest Section Time (Section)	0:05.12 (Overall)
Top Speed [km/h] (Section)	70.8 (1000m)
Race State	Finished

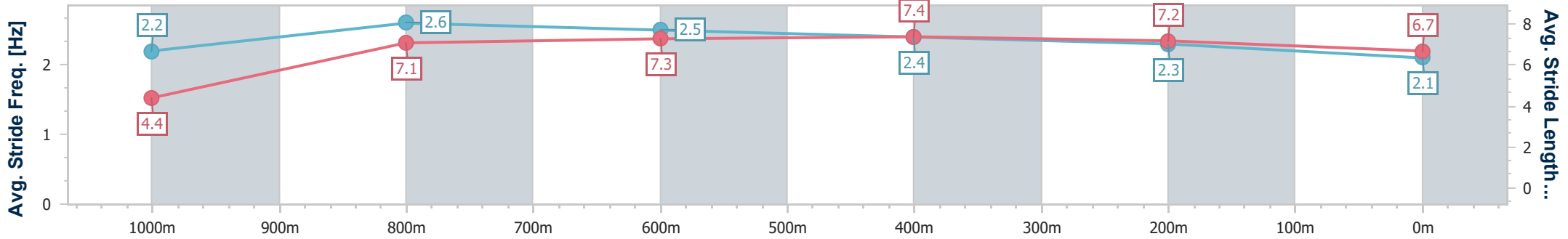
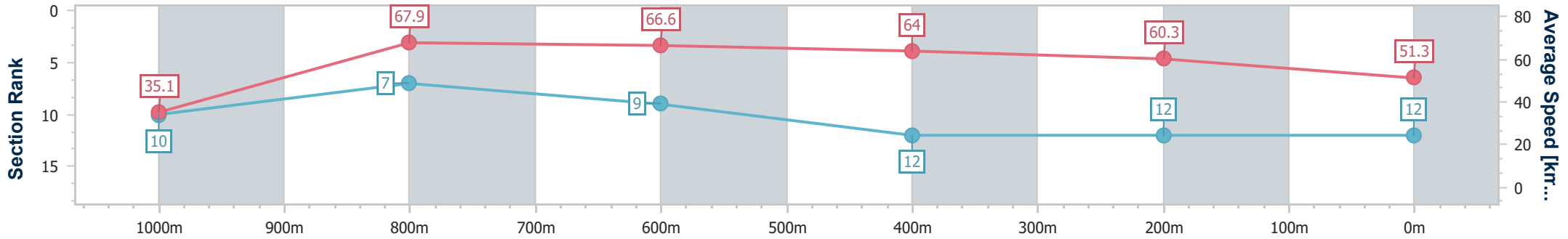


**Doomben QLD Professional**  
**Race 5: MAGIC MILLIONS NATIONAL 2YO CLASSIC - 1050m**  
 25 May 2024 - 13:33  
 Track Rating: Soft 6, Weather: Overcast, Rail Position: +2m Entire



**BRISBANE**  
RACING CLUB

Section	Overall	1000m	800m	600m	400m	200m
Section Times	1:04.59 [12] (0:05.12)	0:59.47 [10] (0:10.76)	0:48.71 [7] (0:11.16)	0:37.55 [9] (0:11.53)	0:26.02 [12] (0:12.00)	0:14.02 [12] (0:14.02)
Average Speed [km/h]	35.1	67.9	66.6	64.0	60.3	51.3
Top Speed [km/h]	58.1	70.8	70.1	66.1	61.8	57.0
Avg. Dist. to Rail [m]	12.3	8.0	5.7	4.1	4.3	6.0
Avg. Stride Freq. [Hz]	2.2	2.6	2.5	2.4	2.3	2.1
Avg. Stride Length [m]	4.4	7.1	7.3	7.4	7.2	6.7



- [ ] Ranking at each section and finish
- .-.- No data available at this section
- NA No data available



# Doomben QLD Professional

## Race 6: XXXX CHIEF DE BEERS - 1110m

25 May 2024 - 14:05



BRISBANE  
RACING CLUB

Track Rating: Soft 6, Weather: Overcast, Rail Position: +2m Entire

Section												Last 600m	
Field Times		Overall	1000m	800m	600m	400m	200m						0:34.99
		1:04.87 (0:08.31)	0:56.56 (0:10.58)	0:45.98 (0:10.99)	0:34.99 (0:11.30)	0:23.69 (0:11.40)	0:12.29 (0:12.29)						
Rank	TAB Horse/Jockey	Barrier	Top Speed [km/h]	Fastest Section								Margin	Distance Travelled [m]
1	14 <b>GOLDEN BOOM</b> Craig Williams	20	69.9	0:08.35	1:04.87 [1] (0:08.35)	0:56.52 [4] (0:10.59)	0:45.93 [2] (0:10.94)	0:34.99 [1] (0:11.30)	0:23.69 [1] (0:11.40)	0:12.29 [1] (0:12.29)	1:04.87	0:34.99	
2	2 <b>THE BIG GOODBYE</b> Zac Lloyd	2	68.3	0:08.44	1:04.97 [2] (0:08.44)	0:56.53 [7] (0:10.76)	0:45.77 [6] (0:11.15)	0:34.62 [6] (0:11.31)	0:23.31 [4] (0:11.19)	0:12.12 [3] (0:12.12)	0.54L	0:34.62	-5
3	7 <b>AT WITZ END</b> Samantha Collett	13	69.8	0:08.72	1:05.06 [3] (0:08.72)	0:56.34 [10] (0:10.74)	0:45.60 [9] (0:11.23)	0:34.37 [9] (0:11.29)	0:23.08 [8] (0:11.24)	0:11.84 [9] (0:11.84)	1.11L	0:34.37	-6
4	9 <b>SITUATION ROOM</b> Angela Jones	7	69.4	0:08.31	1:05.13 [4] (0:08.31)	0:56.82 [1] (0:10.65)	0:46.17 [3] (0:11.30)	0:34.87 [3] (0:11.47)	0:23.40 [6] (0:11.25)	0:12.15 [5] (0:12.15)	1.48L	0:34.87	+0
5	16 <b>WILLINGA BEAST</b> Tyler Schiller	11	66.6	0:09.03	1:05.27 [5] (0:09.03)	0:56.24 [13] (0:11.06)	0:45.18 [13] (0:11.04)	0:34.14 [13] (0:11.12)	0:23.02 [12] (0:11.14)	0:11.88 [11] (0:11.88)	2.32L	0:34.14	-9
6	10 <b>HARDWARE LANE</b> Mark Du Plessis	6	70.3	0:08.33	1:05.30 [6] (0:08.33)	0:56.97 [2] (0:10.56)	0:46.41 [1] (0:11.04)	0:35.37 [2] (0:11.34)	0:24.03 [2] (0:11.46)	0:12.57 [2] (0:12.57)	2.49L	0:35.37	-1
7	6 <b>MISHANI SNIPER</b> James Orman	1	68.4	0:08.41	1:05.41 [7] (0:08.41)	0:57.00 [6] (0:10.71)	0:46.29 [5] (0:11.16)	0:35.13 [5] (0:11.35)	0:23.78 [3] (0:11.27)	0:12.51 [4] (0:12.51)	3.14L	0:35.13	-12
8	12 <b>GO WANDJI</b> Ron Stewart	10	67.8	0:08.80	1:05.49 [8] (0:08.80)	0:56.69 [12] (0:10.80)	0:45.89 [11] (0:11.13)	0:34.76 [10] (0:11.26)	0:23.50 [9] (0:11.20)	0:12.30 [7] (0:12.30)	3.62L	0:34.76	-4
9	1 <b>SPACEWALK</b> James McDonald	18	67.1	0:08.47	1:05.60 [9] (0:08.47)	0:57.13 [9] (0:11.05)	0:46.08 [10] (0:11.26)	0:34.82 [11] (0:11.36)	0:23.46 [10] (0:11.06)	0:12.40 [8] (0:12.40)	4.28L	0:34.82	+1
10	13 <b>PENTHOUSE</b> Kyle Wilson-Taylor	8	68.2	0:08.38	1:05.63 [10] (0:08.38)	0:57.25 [5] (0:10.88)	0:46.37 [7] (0:11.20)	0:35.17 [7] (0:11.46)	0:23.71 [7] (0:11.41)	0:12.30 [10] (0:12.30)	4.45L	0:35.17	+2

Scratched: Vodka Martini (#15), Lost In Transit (#17), My Snow Queen (#20), Ef Troop (#8), Outweighed (#18), Helluva Barty (#19), Shooting For Gold (#4)



**Doomben QLD Professional**  
**Race 6: XXXX CHIEF DE BEERS - 1110m**  
**25 May 2024 - 14:05**



Track Rating: Soft 6, Weather: Overcast, Rail Position: +2m Entire

Section		Overall	1000m	800m	600m	400m	200m	Last 600m					
Field Times		1:04.87 (0:08.31)	0:56.56 (0:10.58)	0:45.98 (0:10.99)	0:34.99 (0:11.30)	0:23.69 (0:11.40)	0:12.29 (0:12.29)	0:34.99					
Rank	TAB Horse/Jockey	Barrier	Top Speed [km/h]	Fastest Section	Margin						Distance Travelled [m]		
11	11 SMART IMAGE Jake Bayliss	15	68.2 1000m	0:08.79 Overall	1:05.64 [11] (0:08.79)	0:56.85 [11] (0:10.84)	0:46.01 [12] (0:11.30)	0:34.71 [12] (0:11.37)	0:23.34 [13] (0:11.14)	0:12.20 [12] (0:12.20)	4.49L	0:34.71	-3
12	5 KING KAPA Damian Lane	4	68.6 1000m	0:08.33 Overall	1:05.84 [12] (0:08.33)	0:57.51 [3] (0:10.74)	0:46.77 [4] (0:11.21)	0:35.56 [4] (0:11.42)	0:24.14 [5] (0:11.39)	0:12.75 [6] (0:12.75)	5.66L	0:35.56	-3
13	3 DOULL Blake Shinn	9	67.8 1000m	0:08.46 Overall	1:06.14 [13] (0:08.46)	0:57.68 [8] (0:10.87)	0:46.81 [8] (0:11.28)	0:35.53 [8] (0:11.59)	0:23.94 [11] (0:11.43)	0:12.51 [13] (0:12.51)	7.43L	0:35.53	+3

Scratched: Vodka Martini (#15), Lost In Transit (#17), My Snow Queen (#20), Ef Troop (#8), Outweighed (#18), Helluva Barty (#19), Shooting For Gold (#4)

[ ] Ranking at each section and finish  
 -:-:-:- No data available at this section  
 NA No data available

SCN Saddle cloth number  
 DNF Did not finish  
 DNT Did not track



Horse/Jockey Name	Golden Boom
Final Rank	1
Fastest Section Time (Section)	0:08.35 (Overall)
Top Speed [km/h] (Section)	69.9 (1000m)
Race State	Finished

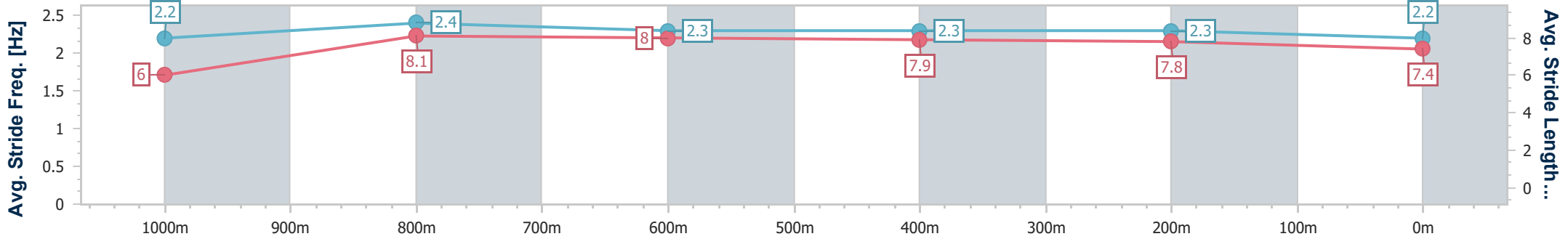
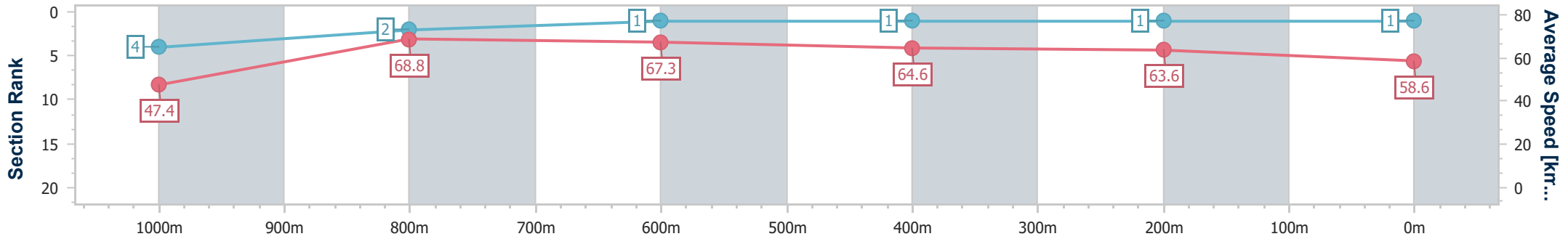


**Doomben QLD Professional**  
**Race 6: XXXX CHIEF DE BEERS - 1110m**  
 25 May 2024 - 14:05  
 Track Rating: Soft 6, Weather: Overcast, Rail Position: +2m Entire



BRISBANE  
RACING CLUB

Section	Overall	1000m	800m	600m	400m	200m
Section Times	1:04.87 [1] (0:08.35)	0:56.52 [4] (0:10.59)	0:45.93 [2] (0:10.94)	0:34.99 [1] (0:11.30)	0:23.69 [1] (0:11.40)	0:12.29 [1] (0:12.29)
Average Speed [km/h]	47.4	68.8	67.3	64.6	63.6	58.6
Top Speed [km/h]	66.4	69.9	68.7	66.7	64.6	62.5
Avg. Dist. to Rail [m]	12.4	5.9	4.0	2.4	5.7	7.9
Avg. Stride Freq. [Hz]	2.2	2.4	2.3	2.3	2.3	2.2
Avg. Stride Length [m]	6.0	8.1	8.0	7.9	7.8	7.4



- [ ] Ranking at each section and finish
- .-.- No data available at this section
- NA No data available



Horse/Jockey Name	The Big Goodbye
Final Rank	2
Fastest Section Time (Section)	0:08.44 (Overall)
Top Speed [km/h] (Section)	68.3 (1000m)
Race State	Finished

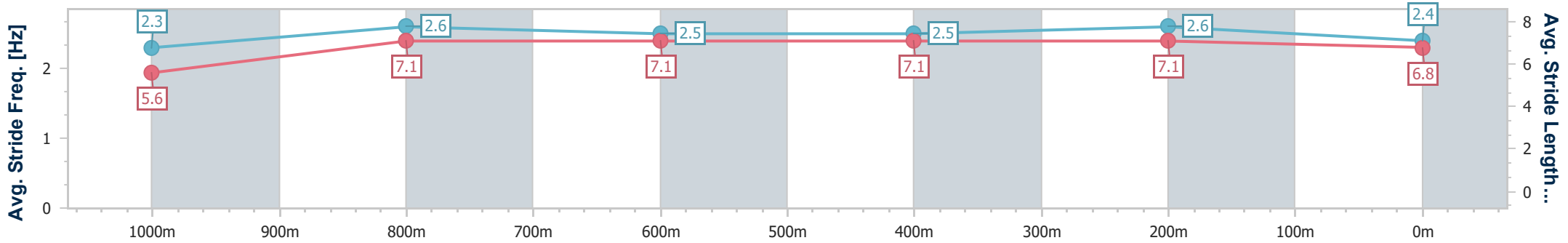
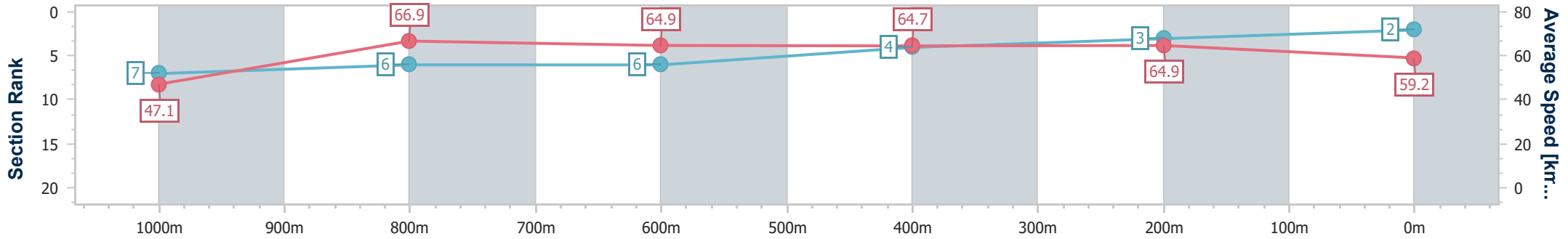


Doomben QLD Professional  
 Race 6: XXXX CHIEF DE BEERS - 1110m  
 25 May 2024 - 14:05  
 Track Rating: Soft 6, Weather: Overcast, Rail Position: +2m Entire



BRISBANE  
 RACING CLUB

Section	Overall	1000m	800m	600m	400m	200m
Section Times	1:04.97 [2] (0:08.44)	0:56.53 [7] (0:10.76)	0:45.77 [6] (0:11.15)	0:34.62 [6] (0:11.31)	0:23.31 [4] (0:11.19)	0:12.12 [3]
Average Speed [km/h]	47.1	66.9	64.9	64.7	64.9	59.2
Top Speed [km/h]	65.3	68.3	66.2	65.5	65.8	63.3
Avg. Dist. to Rail [m]	1.9	0.5	1.3	2.6	5.7	8.2
Avg. Stride Freq. [Hz]	2.3	2.6	2.5	2.5	2.6	2.4
Avg. Stride Length [m]	5.6	7.1	7.1	7.1	7.1	6.8



- [ ] Ranking at each section and finish
- .-.- No data available at this section
- NA No data available



Horse/Jockey Name	At Witz End
Final Rank	3
Fastest Section Time (Section)	0:08.72 (Overall)
Top Speed [km/h] (Section)	69.8 (1000m)
Race State	Finished

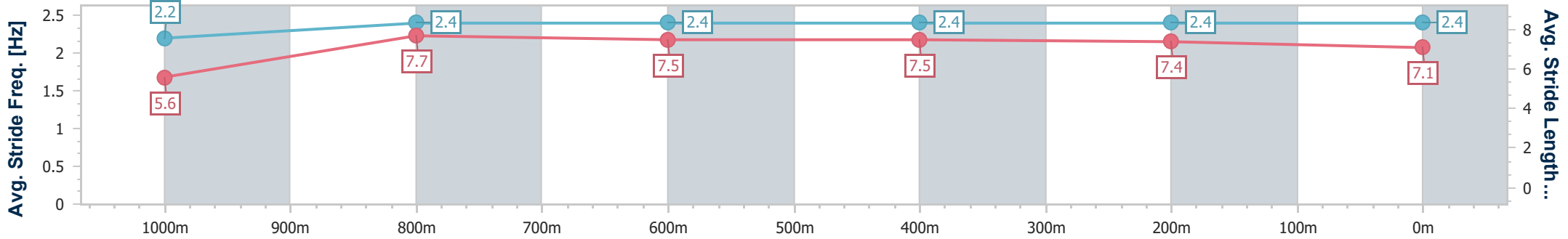
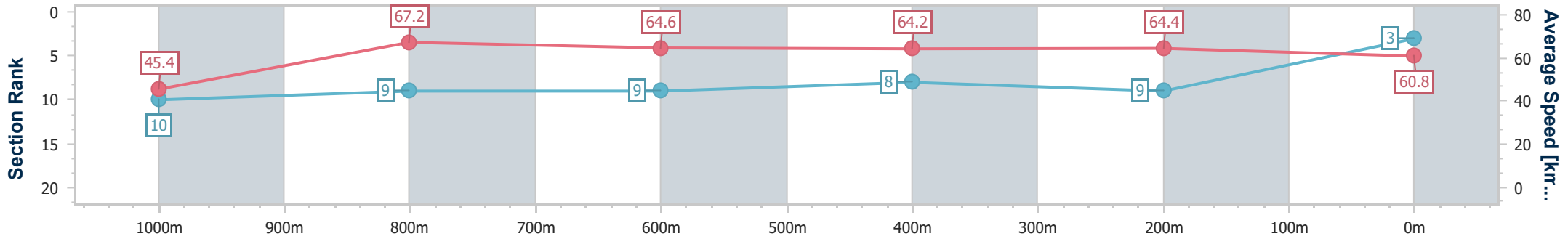


**Doomben QLD Professional**  
**Race 6: XXXX CHIEF DE BEERS - 1110m**  
 25 May 2024 - 14:05  
 Track Rating: Soft 6, Weather: Overcast, Rail Position: +2m Entire



BRISBANE  
RACING CLUB

Section	Overall	1000m	800m	600m	400m	200m
Section Times	1:05.06 [3] (0:08.72)	0:56.34 [10] (0:10.74)	0:45.60 [9] (0:11.23)	0:34.37 [9] (0:11.29)	0:23.08 [8] (0:11.24)	0:11.84 [9] (0:11.84)
Average Speed [km/h]	45.4	67.2	64.6	64.2	64.4	60.8
Top Speed [km/h]	63.1	69.8	67.0	65.6	65.0	63.8
Avg. Dist. to Rail [m]	9.0	2.3	1.6	0.8	4.5	9.9
Avg. Stride Freq. [Hz]	2.2	2.4	2.4	2.4	2.4	2.4
Avg. Stride Length [m]	5.6	7.7	7.5	7.5	7.4	7.1



- [ ] Ranking at each section and finish
- .-.- No data available at this section
- NA No data available



Horse/Jockey Name	Situation Room
Final Rank	4
Fastest Section Time (Section)	0:08.31 (Overall)
Top Speed [km/h] (Section)	69.4 (1000m)
Race State	Finished

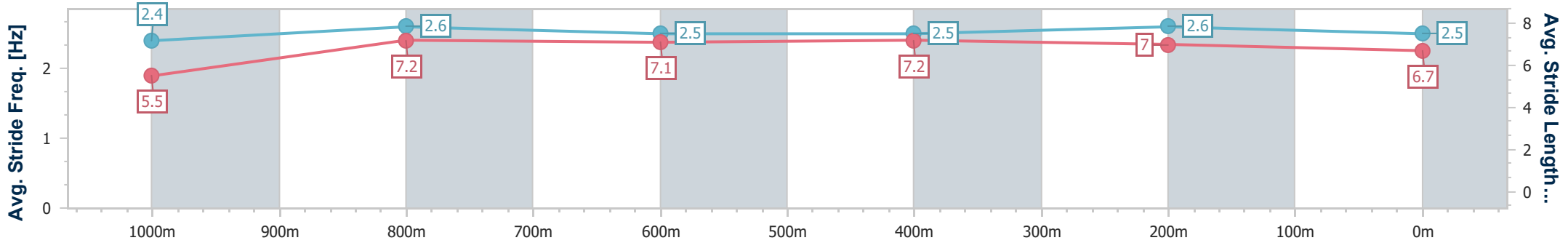
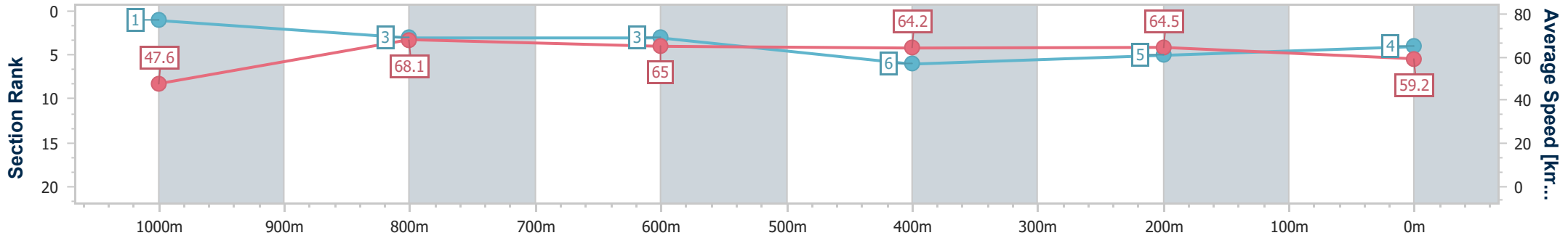


**Doomben QLD Professional**  
**Race 6: XXXX CHIEF DE BEERS - 1110m**  
 25 May 2024 - 14:05  
 Track Rating: Soft 6, Weather: Overcast, Rail Position: +2m Entire



BRISBANE  
RACING CLUB

Section	Overall	1000m	800m	600m	400m	200m
Section Times	1:05.13 [4] (0:08.31)	0:56.82 [1] (0:10.65)	0:46.17 [3] (0:11.30)	0:34.87 [3] (0:11.47)	0:23.40 [6] (0:11.25)	0:12.15 [5]
Average Speed [km/h]	47.6	68.1	65.0	64.2	64.5	59.2
Top Speed [km/h]	66.1	69.4	65.7	66.2	65.4	63.2
Avg. Dist. to Rail [m]	4.6	4.1	3.9	3.7	5.5	10.3
Avg. Stride Freq. [Hz]	2.4	2.6	2.5	2.5	2.6	2.5
Avg. Stride Length [m]	5.5	7.2	7.1	7.2	7.0	6.7



- [ ] Ranking at each section and finish
- .-.- No data available at this section
- NA No data available



Horse/Jockey Name	Willinga Beast
Final Rank	5
Fastest Section Time (Section)	0:09.03 (Overall)
Top Speed [km/h] (Section)	66.6 (1000m)
Race State	Finished

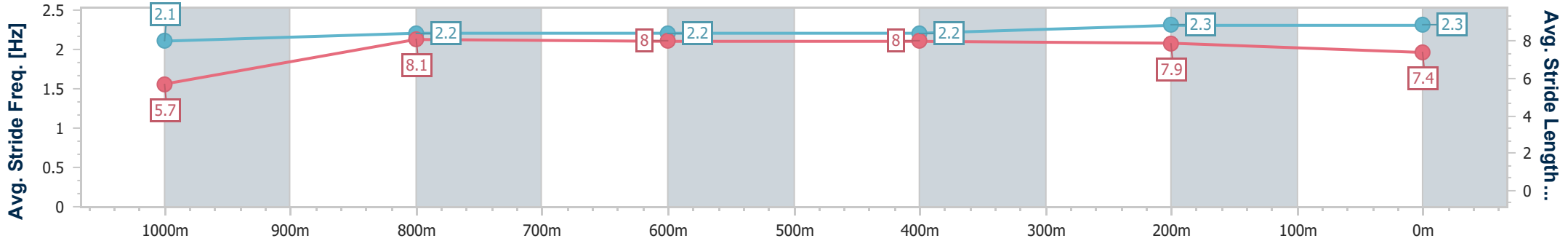
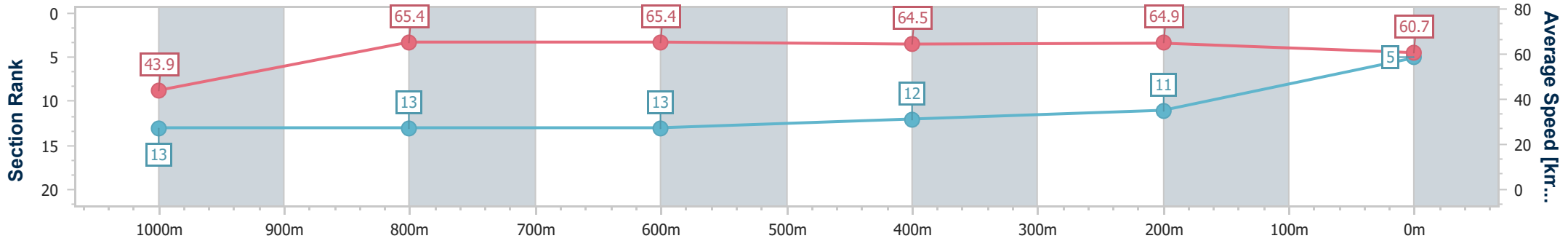


**Doomben QLD Professional**  
**Race 6: XXXX CHIEF DE BEERS - 1110m**  
 25 May 2024 - 14:05  
 Track Rating: Soft 6, Weather: Overcast, Rail Position: +2m Entire



BRISBANE  
RACING CLUB

Section	Overall	1000m	800m	600m	400m	200m
Section Times	1:05.27 [5] (0:09.03)	0:56.24 [13] (0:11.06)	0:45.18 [13] (0:11.04)	0:34.14 [13] (0:11.12)	0:23.02 [12] (0:11.14)	0:11.88 [11] (0:11.88)
Average Speed [km/h]	43.9	65.4	65.4	64.5	64.9	60.7
Top Speed [km/h]	62.8	66.6	66.2	65.5	66.6	63.2
Avg. Dist. to Rail [m]	7.4	1.5	0.6	0.4	3.3	4.3
Avg. Stride Freq. [Hz]	2.1	2.2	2.2	2.2	2.3	2.3
Avg. Stride Length [m]	5.7	8.1	8.0	8.0	7.9	7.4



- [ ] Ranking at each section and finish
- .-.- No data available at this section
- NA No data available





Horse/Jockey Name	Hardware Lane
Final Rank	6
Fastest Section Time (Section)	0:08.33 (Overall)
Top Speed [km/h] (Section)	70.3 (1000m)
Race State	Finished

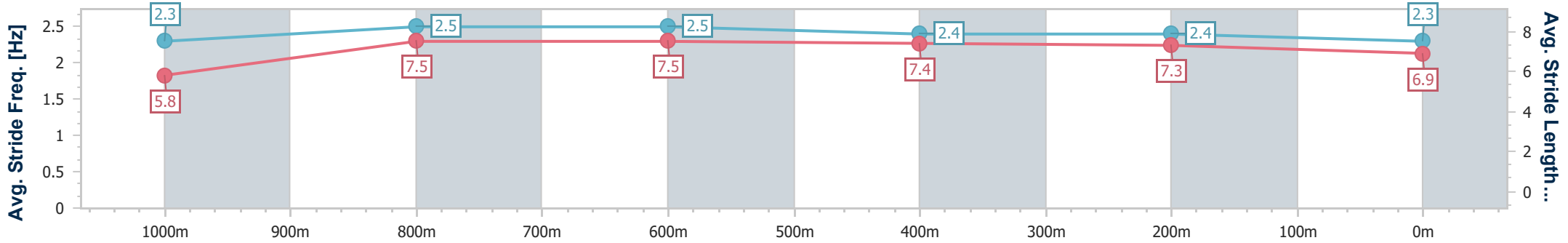
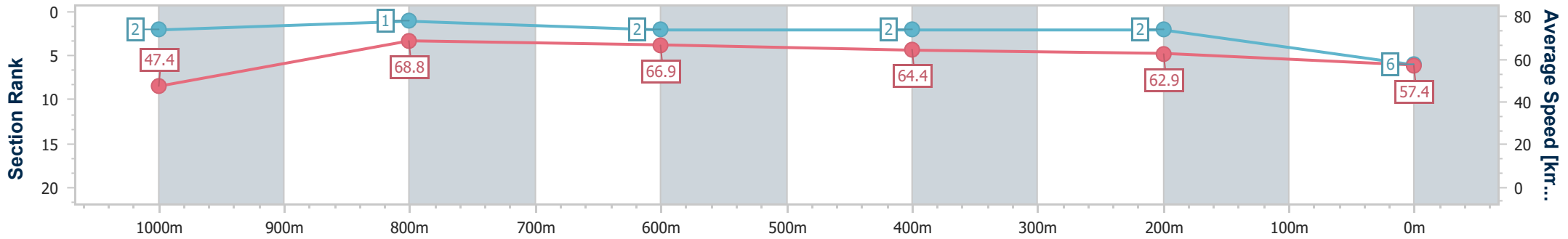


**Doomben QLD Professional**  
**Race 6: XXXX CHIEF DE BEERS - 1110m**  
 25 May 2024 - 14:05  
 Track Rating: Soft 6, Weather: Overcast, Rail Position: +2m Entire



BRISBANE  
RACING CLUB

Section	Overall	1000m	800m	600m	400m	200m
Section Times	1:05.30 [6] (0:08.33)	0:56.97 [2] (0:10.56)	0:46.41 [1] (0:11.04)	0:35.37 [2] (0:11.34)	0:24.03 [2] (0:11.46)	0:12.57 [2]
Average Speed [km/h]	47.4	68.8	66.9	64.4	62.9	57.4
Top Speed [km/h]	66.9	70.3	67.4	67.3	64.0	60.6
Avg. Dist. to Rail [m]	4.2	4.0	4.1	2.6	4.2	7.0
Avg. Stride Freq. [Hz]	2.3	2.5	2.5	2.4	2.4	2.3
Avg. Stride Length [m]	5.8	7.5	7.5	7.4	7.3	6.9



- [ ] Ranking at each section and finish
- .-.- No data available at this section
- NA No data available



Horse/Jockey Name	Mishani Sniper
Final Rank	7
Fastest Section Time (Section)	0:08.41 (Overall)
Top Speed [km/h] (Section)	68.4 (1000m)
Race State	Finished

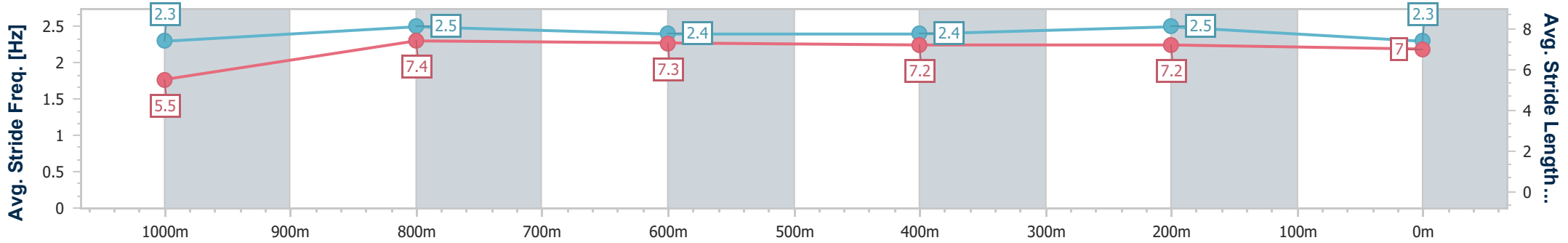
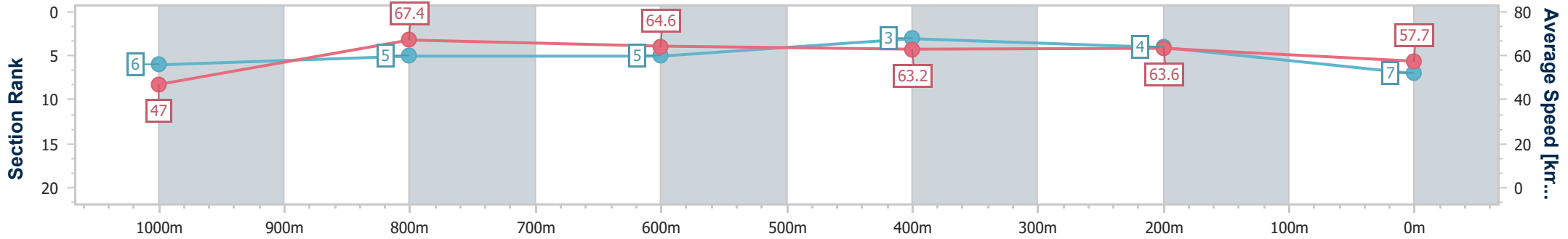


Doomben QLD Professional  
 Race 6: XXXX CHIEF DE BEERS - 1110m  
 25 May 2024 - 14:05  
 Track Rating: Soft 6, Weather: Overcast, Rail Position: +2m Entire



BRISBANE  
 RACING CLUB

Section	Overall	1000m	800m	600m	400m	200m
Section Times	1:05.41 [7] (0:08.41)	0:57.00 [6] (0:10.71)	0:46.29 [5] (0:11.16)	0:35.13 [5] (0:11.35)	0:23.78 [3] (0:11.27)	0:12.51 [4]
Average Speed [km/h]	47.0	67.4	64.6	63.2	63.6	57.7
Top Speed [km/h]	64.7	68.4	65.2	63.7	65.6	61.6
Avg. Dist. to Rail [m]	1.0	0.3	0.5	1.3	2.5	5.6
Avg. Stride Freq. [Hz]	2.3	2.5	2.4	2.4	2.5	2.3
Avg. Stride Length [m]	5.5	7.4	7.3	7.2	7.2	7.0



- [ ] Ranking at each section and finish
- .-.- No data available at this section
- NA No data available



Horse/Jockey Name	Go Wandji
Final Rank	8
Fastest Section Time (Section)	0:08.80 (Overall)
Top Speed [km/h] (Section)	67.8 (1000m)
Race State	Finished

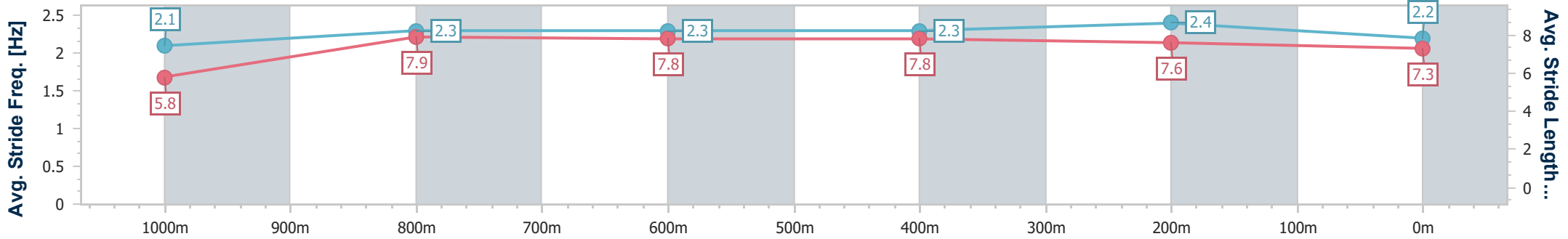
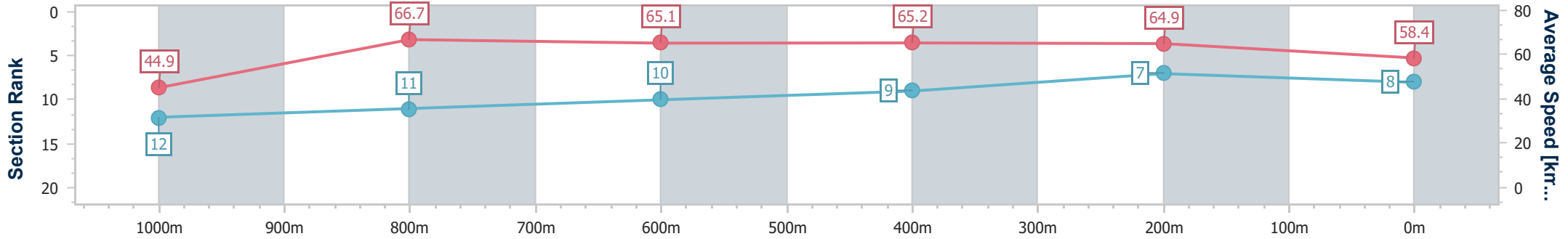


**Doomben QLD Professional**  
**Race 6: XXXX CHIEF DE BEERS - 1110m**  
 25 May 2024 - 14:05  
 Track Rating: Soft 6, Weather: Overcast, Rail Position: +2m Entire



BRISBANE  
RACING CLUB

Section	Overall	1000m	800m	600m	400m	200m
Section Times	1:05.49 [8] (0:08.80)	0:56.69 [12] (0:10.80)	0:45.89 [11] (0:11.13)	0:34.76 [10] (0:11.26)	0:23.50 [9] (0:11.20)	0:12.30 [7] (0:12.30)
Average Speed [km/h]	44.9	66.7	65.1	65.2	64.9	58.4
Top Speed [km/h]	64.1	67.8	66.4	66.0	66.1	63.2
Avg. Dist. to Rail [m]	7.2	0.7	1.9	2.8	6.3	7.4
Avg. Stride Freq. [Hz]	2.1	2.3	2.3	2.3	2.4	2.2
Avg. Stride Length [m]	5.8	7.9	7.8	7.8	7.6	7.3



- [ ] Ranking at each section and finish
- .-.- No data available at this section
- NA No data available



Horse/Jockey Name	Spacewalk
Final Rank	9
Fastest Section Time (Section)	0:08.47 (Overall)
Top Speed [km/h] (Section)	67.1 (400m)
Race State	Finished

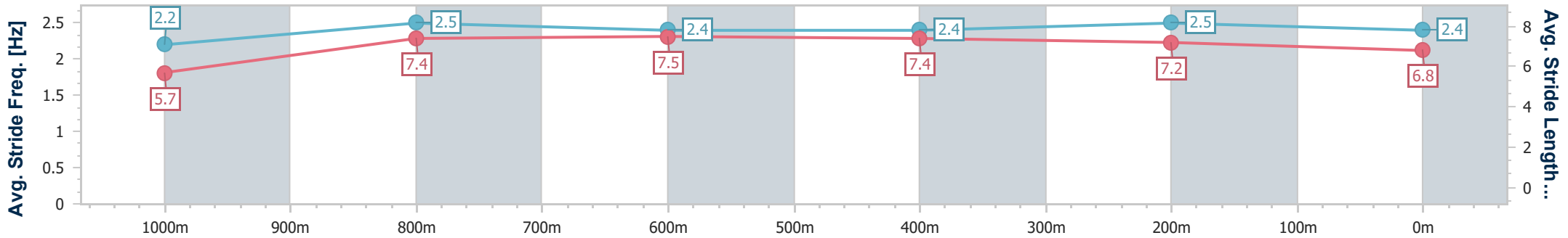
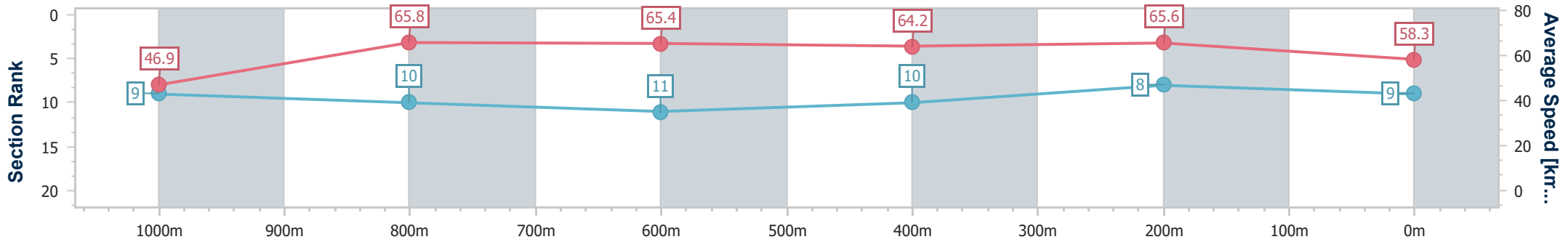


**Doomben QLD Professional**  
**Race 6: XXXX CHIEF DE BEERS - 1110m**  
 25 May 2024 - 14:05  
 Track Rating: Soft 6, Weather: Overcast, Rail Position: +2m Entire



BRISBANE  
RACING CLUB

Section	Overall	1000m	800m	600m	400m	200m
Section Times	1:05.60 [9] (0:08.47)	0:57.13 [9] (0:11.05)	0:46.08 [10] (0:11.26)	0:34.82 [11] (0:11.36)	0:23.46 [10] (0:11.06)	0:12.40 [8] (0:12.40)
Average Speed [km/h]	46.9	65.8	65.4	64.2	65.6	58.3
Top Speed [km/h]	63.7	67.0	66.6	65.1	67.1	63.9
Avg. Dist. to Rail [m]	11.4	5.8	3.6	2.8	7.2	10.9
Avg. Stride Freq. [Hz]	2.2	2.5	2.4	2.4	2.5	2.4
Avg. Stride Length [m]	5.7	7.4	7.5	7.4	7.2	6.8



- [ ] Ranking at each section and finish
- .-.- No data available at this section
- NA No data available



Horse/Jockey Name	Penthouse
Final Rank	10
Fastest Section Time (Section)	0:08.38 (Overall)
Top Speed [km/h] (Section)	68.2 (1000m)
Race State	Finished

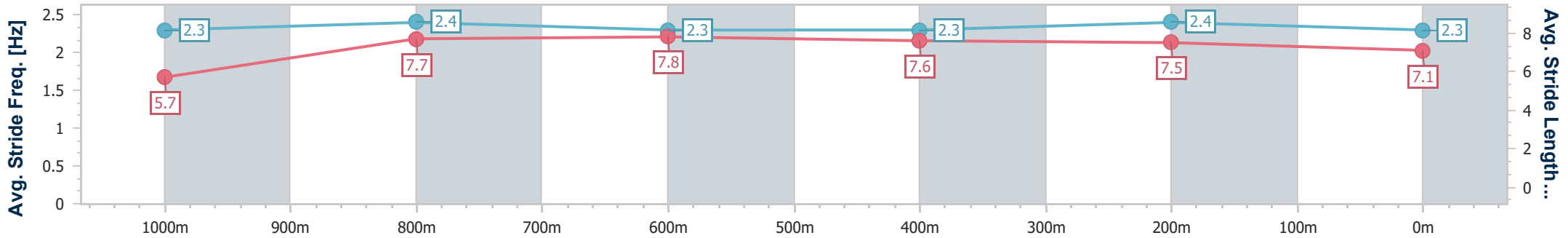
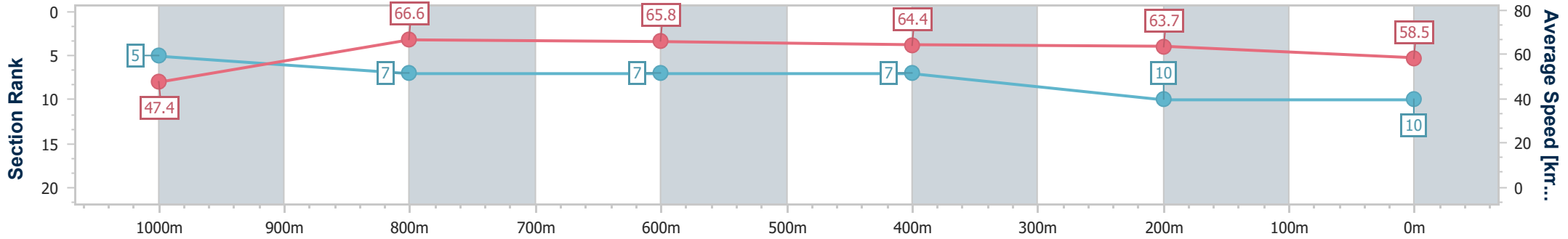


**Doomben QLD Professional**  
**Race 6: XXXX CHIEF DE BEERS - 1110m**  
 25 May 2024 - 14:05  
 Track Rating: Soft 6, Weather: Overcast, Rail Position: +2m Entire



BRISBANE  
RACING CLUB

Section	Overall	1000m	800m	600m	400m	200m
Section Times	1:05.63 [10] (0:08.38)	0:57.25 [5] (0:10.88)	0:46.37 [7] (0:11.20)	0:35.17 [7] (0:11.46)	0:23.71 [7] (0:11.41)	0:12.30 [10] (0:12.30)
Average Speed [km/h]	47.4	66.6	65.8	64.4	63.7	58.5
Top Speed [km/h]	64.8	68.2	66.4	65.7	65.4	62.2
Avg. Dist. to Rail [m]	6.5	5.1	4.1	4.2	6.5	8.8
Avg. Stride Freq. [Hz]	2.3	2.4	2.3	2.3	2.4	2.3
Avg. Stride Length [m]	5.7	7.7	7.8	7.6	7.5	7.1



- [ ] Ranking at each section and finish
- .-.- No data available at this section
- NA No data available



Horse/Jockey Name	Smart Image
Final Rank	11
Fastest Section Time (Section)	0:08.79 (Overall)
Top Speed [km/h] (Section)	68.2 (1000m)
Race State	Finished

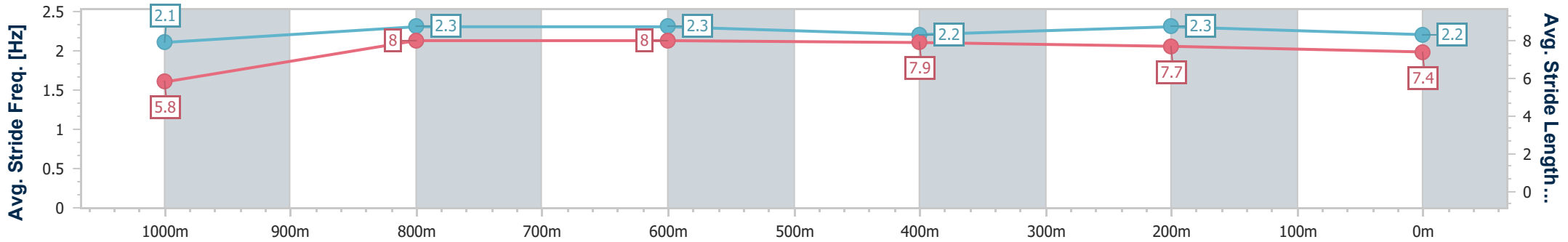
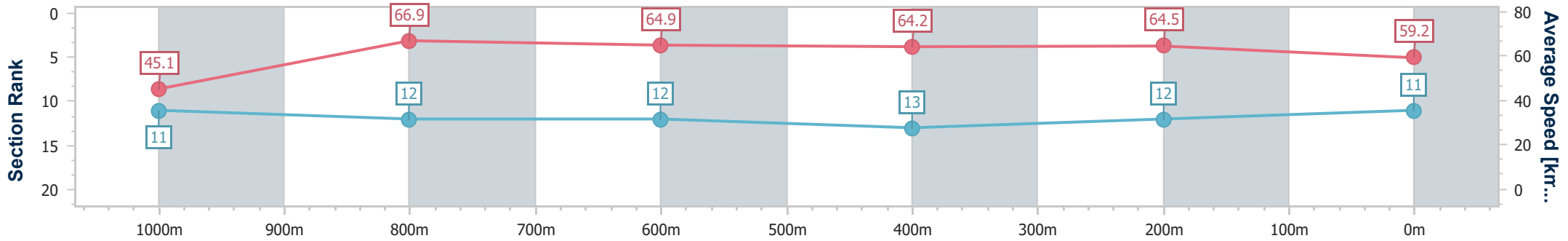


**Doomben QLD Professional**  
**Race 6: XXXX CHIEF DE BEERS - 1110m**  
 25 May 2024 - 14:05  
 Track Rating: Soft 6, Weather: Overcast, Rail Position: +2m Entire



BRISBANE  
RACING CLUB

Section	Overall	1000m	800m	600m	400m	200m
Section Times	1:05.64 [11] (0:08.79)	0:56.85 [11] (0:10.84)	0:46.01 [12] (0:11.30)	0:34.71 [12] (0:11.37)	0:23.34 [13] (0:11.14)	0:12.20 [12]
Average Speed [km/h]	45.1	66.9	64.9	64.2	64.5	59.2
Top Speed [km/h]	64.0	68.2	66.1	64.9	65.9	63.8
Avg. Dist. to Rail [m]	10.5	4.1	3.3	2.0	3.3	5.9
Avg. Stride Freq. [Hz]	2.1	2.3	2.3	2.2	2.3	2.2
Avg. Stride Length [m]	5.8	8.0	8.0	7.9	7.7	7.4



- [ ] Ranking at each section and finish
- .-.- No data available at this section
- NA No data available



Horse/Jockey Name	King Kapa
Final Rank	12
Fastest Section Time (Section)	0:08.33 (Overall)
Top Speed [km/h] (Section)	68.6 (1000m)
Race State	Finished

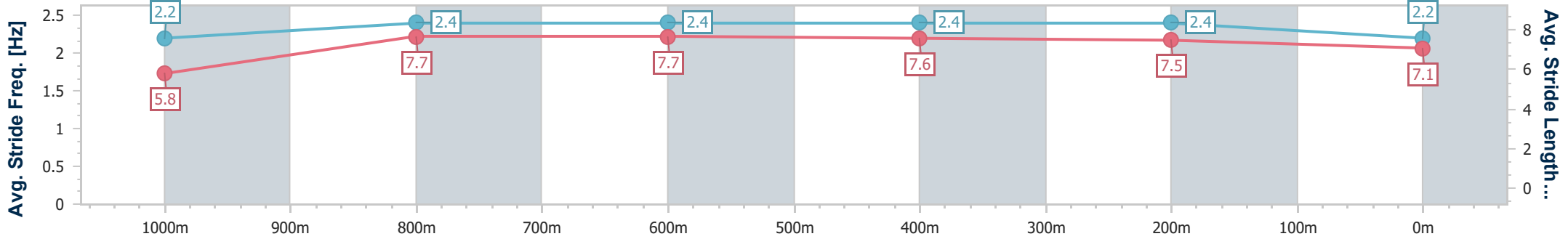
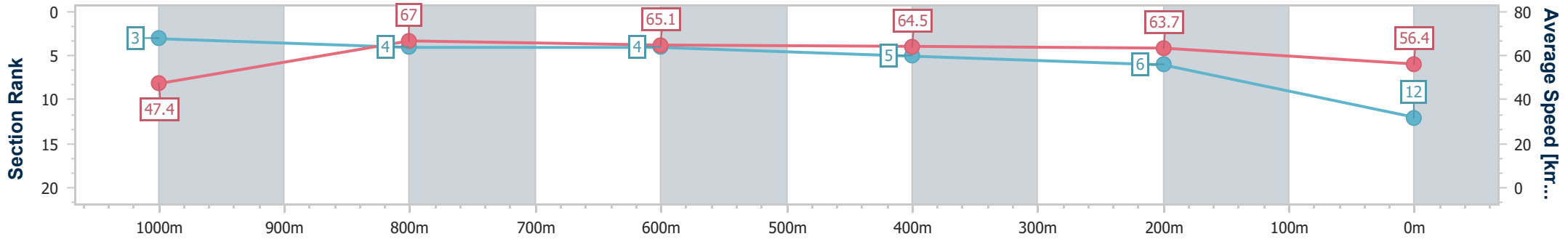


**Doomben QLD Professional**  
**Race 6: XXXX CHIEF DE BEERS - 1110m**  
 25 May 2024 - 14:05  
 Track Rating: Soft 6, Weather: Overcast, Rail Position: +2m Entire



BRISBANE  
RACING CLUB

Section	Overall	1000m	800m	600m	400m	200m
Section Times	1:05.84 [12] (0:08.33)	0:57.51 [3] (0:10.74)	0:46.77 [4] (0:11.21)	0:35.56 [4] (0:11.42)	0:24.14 [5] (0:11.39)	0:12.75 [6] (0:12.75)
Average Speed [km/h]	47.4	67.0	65.1	64.5	63.7	56.4
Top Speed [km/h]	66.2	68.6	66.2	65.4	65.2	61.1
Avg. Dist. to Rail [m]	2.5	0.5	2.4	3.6	7.3	10.0
Avg. Stride Freq. [Hz]	2.2	2.4	2.4	2.4	2.4	2.2
Avg. Stride Length [m]	5.8	7.7	7.7	7.6	7.5	7.1



- [ ] Ranking at each section and finish
- .-.- No data available at this section
- NA No data available



Horse/Jockey Name	Doull
Final Rank	13
Fastest Section Time (Section)	0:08.46 (Overall)
Top Speed [km/h] (Section)	67.8 (1000m)
Race State	Finished

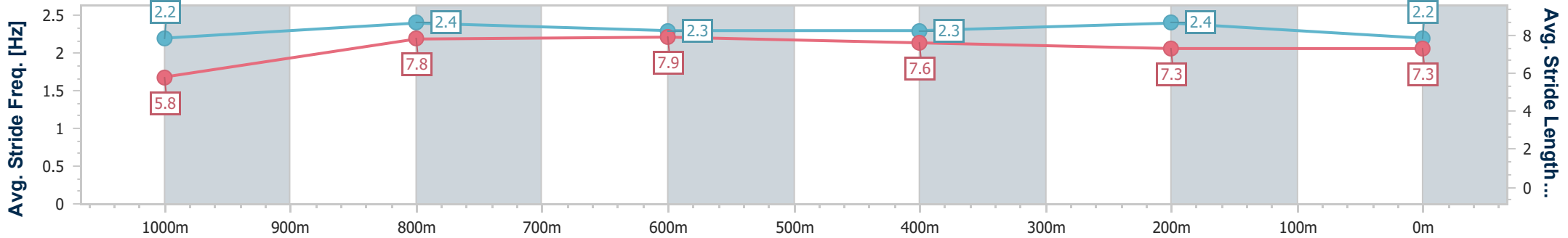
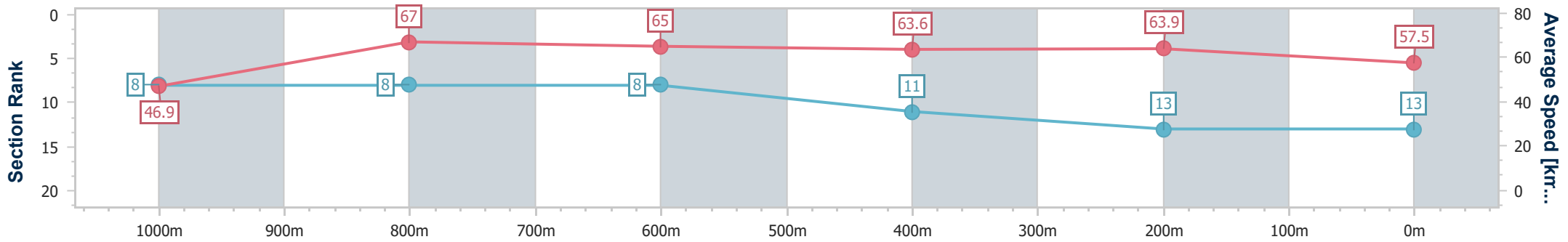


**Doomben QLD Professional**  
**Race 6: XXXX CHIEF DE BEERS - 1110m**  
 25 May 2024 - 14:05  
 Track Rating: Soft 6, Weather: Overcast, Rail Position: +2m Entire



BRISBANE  
RACING CLUB

Section	Overall	1000m	800m	600m	400m	200m
Section Times	1:06.14 [13] (0:08.46)	0:57.68 [8] (0:10.87)	0:46.81 [8] (0:11.28)	0:35.53 [8] (0:11.59)	0:23.94 [11] (0:11.43)	0:12.51 [13] (0:12.51)
Average Speed [km/h]	46.9	67.0	65.0	63.6	63.9	57.5
Top Speed [km/h]	65.7	67.8	66.4	65.2	66.0	61.2
Avg. Dist. to Rail [m]	9.7	5.8	3.9	4.2	9.1	10.6
Avg. Stride Freq. [Hz]	2.2	2.4	2.3	2.3	2.4	2.2
Avg. Stride Length [m]	5.8	7.8	7.9	7.6	7.3	7.3



- [ ] Ranking at each section and finish
- .-.- No data available at this section
- NA No data available





# Doomben QLD Professional

## Race 7: DRINKWISE MILE - 1600m

25 May 2024 - 14:39



BRISBANE  
RACING CLUB

Track Rating: Soft 6, Weather: Overcast, Rail Position: +2m Entire

Section		Overall	1400m	1200m	1000m	800m	600m	400m	Last 600m				
Field Times		1:36.67 (0:13.85)	1:22.82 (0:11.29)	1:11.53 (0:11.63)	0:59.90 (0:11.95)	0:47.95 (0:11.89)	0:36.06 (0:12.06)	0:24.00 (0:11.86)	0:36.06				
Rank	TAB Horse/Jockey	Barrier	Top Speed [km/h]	Fastest Section									Distance Travelled [m]
1	12 MARACANA Michael Dee	5	65.7 1400m	0:11.46 1400m	1:36.67 [1] (0:13.91)	1:22.76 [3] (0:11.46)	1:11.30 [3] (0:11.90)	0:59.40 [3] (0:12.12)	0:47.28 [3] (0:11.85)	0:35.43 [3] (0:11.78)	0:23.65 [3] (0:11.51)	0:35.43	
2	4 OSMOSE Adam Hyeronimus	8	64.5 1400m	0:11.49 400m	1:36.70 [2] (0:14.27)	1:22.43 [7] (0:11.69)	1:10.74 [7] (0:12.00)	0:58.74 [9] (0:12.11)	0:46.63 [9] (0:11.76)	0:34.87 [8] (0:11.51)	0:23.36 [7] (0:11.49)	0:34.87	-6
3	14 FIRESTORM Craig Williams	3	64.6 Overall	0:11.61 1400m	1:36.89 [3] (0:13.99)	1:22.90 [4] (0:11.61)	1:11.29 [4] (0:11.99)	0:59.30 [5] (0:12.09)	0:47.21 [4] (0:11.71)	0:35.50 [4] (0:11.77)	0:23.73 [5] (0:11.64)	0:35.50	-11
4	7 PRINCESS RHAENYS Damian Lane	6	65.4 400m	0:11.50 400m	1:36.94 [4] (0:14.24)	1:22.70 [6] (0:11.61)	1:11.09 [6] (0:11.98)	0:59.11 [7] (0:12.08)	0:47.03 [7] (0:11.68)	0:35.35 [6] (0:11.54)	0:23.81 [4] (0:11.50)	0:35.35	-8
5	3 FOXY FRIDA Blake Shinn	15	66.1 400m	0:11.42 400m	1:36.97 [5] (0:14.61)	1:22.36 [10] (0:11.64)	1:10.72 [11] (0:11.73)	0:58.99 [10] (0:12.06)	0:46.93 [8] (0:11.85)	0:35.08 [9] (0:11.63)	0:23.45 [10] (0:11.42)	0:35.08	+4
6	5 THALASSOPHILE James McDonald	11	64.6 600m	0:11.47 600m	1:36.97 [6] (0:14.60)	1:22.37 [9] (0:11.53)	1:10.84 [10] (0:11.94)	0:58.90 [11] (0:12.21)	0:46.69 [11] (0:11.80)	0:34.89 [11] (0:11.47)	0:23.42 [11] (0:11.48)	0:34.89	-1
7	2 ZOE'S PROMISE Andrew Mallyon	7	66.2 1400m	0:11.26 1400m	1:37.23 [7] (0:13.88)	1:23.35 [2] (0:11.26)	1:12.09 [1] (0:11.63)	1:00.46 [1] (0:11.95)	0:48.51 [1] (0:11.89)	0:36.62 [1] (0:12.06)	0:24.56 [1] (0:11.86)	0:36.62	-3
8	11 POETIC DRAMA Cejay Graham	4	64.2 Overall	0:11.64 1400m	1:37.40 [8] (0:14.02)	1:23.38 [5] (0:11.64)	1:11.74 [5] (0:11.85)	0:59.89 [4] (0:12.23)	0:47.66 [5] (0:11.78)	0:35.88 [5] (0:11.84)	0:24.04 [8] (0:11.74)	0:35.88	+1
9	8 REBEL RAMA Tyler Schiller	10	64.1 400m	0:11.67 400m	1:37.72 [9] (0:14.31)	1:23.41 [8] (0:11.72)	1:11.69 [8] (0:11.74)	0:59.95 [6] (0:12.04)	0:47.91 [6] (0:11.82)	0:36.09 [7] (0:11.73)	0:24.36 [8] (0:11.67)	0:36.09	+3
10	15 CHICA MOJITO Zac Lloyd	9	66.8 800m	0:11.32 600m	1:37.76 [10] (0:14.61)	1:23.15 [11] (0:11.52)	1:11.63 [9] (0:11.76)	0:59.87 [8] (0:12.26)	0:47.61 [10] (0:11.76)	0:35.85 [10] (0:11.32)	0:24.53 [6] (0:11.72)	0:35.85	+6

Scratched: Tutta La Vita (#13), Konasana (#6), Tojaki (#10), Deny Knowledge (#1)

Report Created: Sat 25 May 2024 14:54 GMT+10 (Note: Timing is based on position data)

Page 1/15

[ ] Ranking at each section and finish  
 -:-:- No data available at this section  
 NA No data available

SCN Saddle cloth number  
 DNF Did not finish  
 DNT Did not track

data processed by TRIPLES DATA



# Doomben QLD Professional

## Race 7: DRINKWISE MILE - 1600m

25 May 2024 - 14:39



BRISBANE  
RACING CLUB

Track Rating: Soft 6, Weather: Overcast, Rail Position: +2m Entire

Section	Overall	1400m	1200m	1000m	800m	600m	400m	Last 600m
Field Times	1:36.67 (0:13.85)	1:22.82 (0:11.29)	1:11.53 (0:11.63)	0:59.90 (0:11.95)	0:47.95 (0:11.89)	0:36.06 (0:12.06)	0:24.00 (0:11.86)	0:36.06

Rank	TAB	Horse/Jockey	Barrier	Top Speed [km/h]	Fastest Section	Overall	1400m	1200m	1000m	800m	600m	400m	Last 600m	Distance Travelled [m]
11	9	SONORA	13	66.4	0:11.42	1:38.11 [11]	1:24.26 [1]	1:12.84 [2]	1:01.19 [2]	0:49.13 [2]	0:37.07 [2]	0:25.24 [2]	0:37.07	+4
		Tim Clark		Overall	1400m	(0:13.85)	(0:11.42)	(0:11.65)	(0:12.06)	(0:12.06)	(0:11.83)	(0:11.96)		

Scratched: Tutta La Vita (#13), Konasana (#6), Tojaki (#10), Deny Knowledge (#1)

[ ] Ranking at each section and finish  
 -:-:- No data available at this section  
 NA No data available

SCN Saddle cloth number  
 DNF Did not finish  
 DNT Did not track



# Doomben QLD Professional

## Race 7: DRINKWISE MILE - 1600m

25 May 2024 - 14:39



BRISBANE  
RACING CLUB

Track Rating: Soft 6, Weather: Overcast, Rail Position: +2m Entire

Section				200m				Last 600m	
Field Times				0:12.14				0:36.06	
Rank	TAB	Horse/Jockey	Barrier	Top Speed [km/h]	Fastest Section	Margin			Distance Travelled [m]
1	12	<b>MARACANA</b> Michael Dee	5	65.7 1400m	0:11.46 1400m	0:12.14 [1] (0:12.14)	1:36.67		0:35.43
2	4	<b>OSMOSE</b> Adam Hyeronimus	8	64.5 1400m	0:11.49 400m	0:11.87 [6] (0:11.87)	0.14L		0:34.87 -6
3	14	<b>FIRESTORM</b> Craig Williams	3	64.6 Overall	0:11.61 1400m	0:12.09 [4] (0:12.09)	1.29L		0:35.50 -11
4	7	<b>PRINCESS RHAENYS</b> Damian Lane	6	65.4 400m	0:11.50 400m	0:12.31 [3] (0:12.31)	1.59L		0:35.35 -8
5	3	<b>FOXY FRIDA</b> Blake Shinn	15	66.1 400m	0:11.42 400m	0:12.03 [7] (0:12.03)	1.74L		0:35.08 +4
6	5	<b>THALASSOPHILE</b> James McDonald	11	64.6 600m	0:11.47 600m	0:11.94 [10] (0:11.94)	1.75L		0:34.89 -1
7	2	<b>ZOE'S PROMISE</b> Andrew Mallyon	7	66.2 1400m	0:11.26 1400m	0:12.70 [2] (0:12.70)	3.28L		0:36.62 -3
8	11	<b>POETIC DRAMA</b> Cejay Graham	4	64.2 Overall	0:11.64 1400m	0:12.30 [11] (0:12.30)	4.28L		0:35.88 +1
9	8	<b>REBEL RAMA</b> Tyler Schiller	10	64.1 400m	0:11.67 400m	0:12.69 [9] (0:12.69)	6.15L		0:36.09 +3
10	15	<b>CHICA MOJITO</b> Zac Lloyd	9	66.8 800m	0:11.32 600m	0:12.81 [8] (0:12.81)	6.39L		0:35.85 +6

Scratched: Tutta La Vita (#13), Konasana (#6), Tojaki (#10), Deny Knowledge (#1)

Report Created: Sat 25 May 2024 14:54 GMT+10 (Note: Timing is based on position data)

Page 3/15

[ ] Ranking at each section and finish  
 -:-:- No data available at this section  
 NA No data available

SCN Saddle cloth number  
 DNF Did not finish  
 DNT Did not track

data processed by TRIPLES DATA



# Doomben QLD Professional

## Race 7: DRINKWISE MILE - 1600m

25 May 2024 - 14:39



BRISBANE  
RACING CLUB

Track Rating: Soft 6, Weather: Overcast, Rail Position: +2m Entire

Section		200m		Last 600m				
Field Times		0:12.14 (0:12.14)		0:36.06				
Rank	TAB Horse/Jockey	Barrier	Top Speed [km/h]	Fastest Section	Margin	Distance Travelled [m]		
11	9 SONORA	13	66.4	0:11.42	0:13.28 [5]	8.44L	0:37.07	+4
	Tim Clark		Overall	1400m	(0:13.28)			

Scratched: Tutta La Vita (#13), Konasana (#6), Tojaki (#10), Deny Knowledge (#1)

[ ] Ranking at each section and finish  
 -:-:- No data available at this section  
 NA No data available

SCN Saddle cloth number  
 DNF Did not finish  
 DNT Did not track



Horse/Jockey Name	Maracana
Final Rank	1
Fastest Section Time (Section)	0:11.46 (1400m)
Top Speed [km/h] (Section)	65.7 (1400m)
Race State	Finished



Doomben QLD Professional

Race 7: DRINKWISE MILE - 1600m

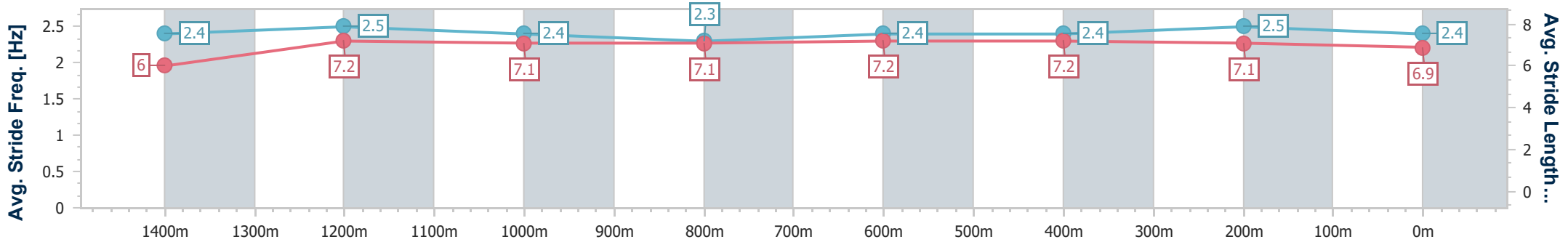
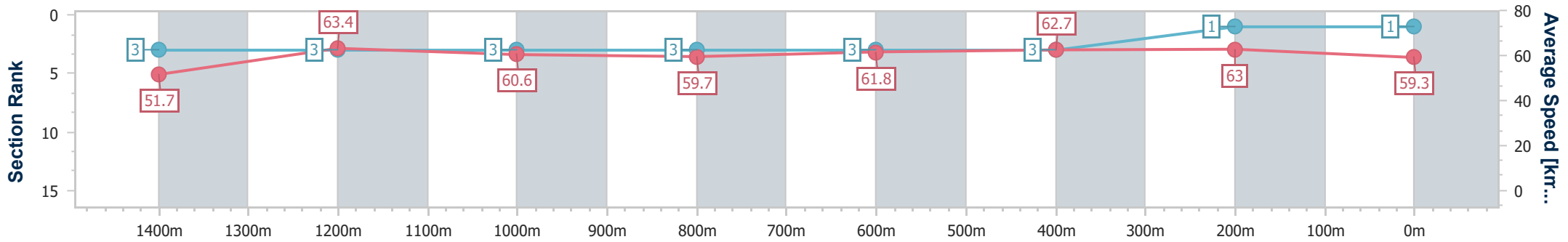
25 May 2024 - 14:39

Track Rating: Soft 6, Weather: Overcast, Rail Position: +2m Entire



BRISBANE RACING CLUB

Section	Overall	1400m	1200m	1000m	800m	600m	400m	200m
Section Times	1:36.67 [1] (0:13.91)	1:22.76 [3] (0:11.46)	1:11.30 [3] (0:11.90)	0:59.40 [3] (0:12.12)	0:47.28 [3] (0:11.85)	0:35.43 [3] (0:11.78)	0:23.65 [3] (0:11.51)	0:12.14 [1] (0:12.14)
Average Speed [km/h]	51.7	63.4	60.6	59.7	61.8	62.7	63.0	59.3
Top Speed [km/h]	65.1	65.7	61.8	61.0	63.7	63.9	64.0	61.4
Avg. Dist. to Rail [m]	0.8	1.6	3.4	3.1	2.4	5.0	5.6	6.1
Avg. Stride Freq. [Hz]	2.4	2.5	2.4	2.3	2.4	2.4	2.5	2.4
Avg. Stride Length [m]	6.0	7.2	7.1	7.1	7.2	7.2	7.1	6.9



- [ ] Ranking at each section and finish
- .-.-.- No data available at this section
- NA No data available



Horse/Jockey Name	Osmose
Final Rank	2
Fastest Section Time (Section)	0:11.49 (400m)
Top Speed [km/h] (Section)	64.5 (1400m)
Race State	Finished



Doomben QLD Professional

Race 7: DRINKWISE MILE - 1600m

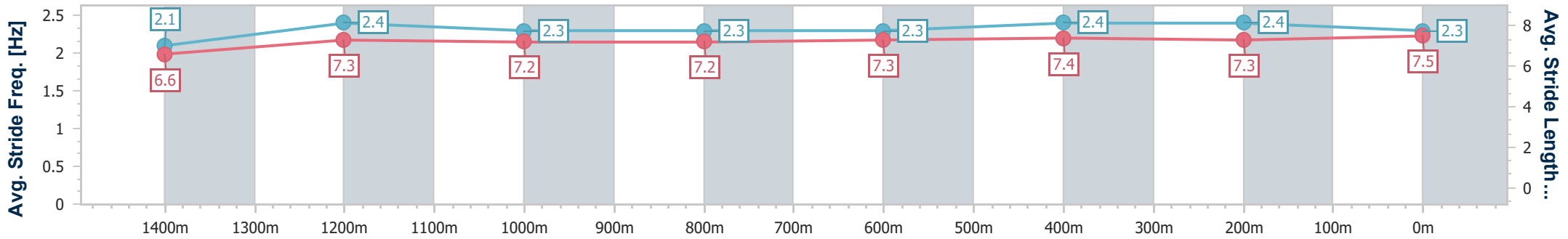
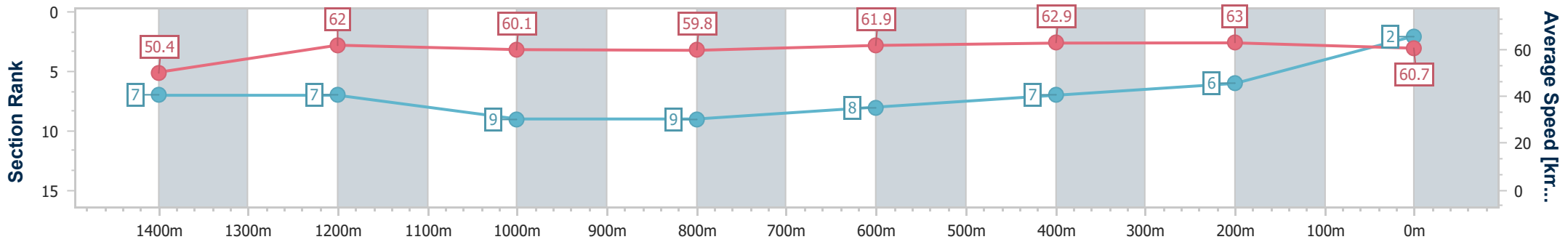
25 May 2024 - 14:39

Track Rating: Soft 6, Weather: Overcast, Rail Position: +2m Entire



BRISBANE RACING CLUB

Section	Overall	1400m	1200m	1000m	800m	600m	400m	200m
Section Times	1:36.70 [2] (0:14.27)	1:22.43 [7] (0:11.69)	1:10.74 [7] (0:12.00)	0:58.74 [9] (0:12.11)	0:46.63 [9] (0:11.76)	0:34.87 [8] (0:11.51)	0:23.36 [7] (0:11.49)	0:11.87 [6] (0:11.87)
Average Speed [km/h]	50.4	62.0	60.1	59.8	61.9	62.9	63.0	60.7
Top Speed [km/h]	64.4	64.5	61.5	61.0	63.9	64.1	64.3	62.4
Avg. Dist. to Rail [m]	3.0	1.3	3.0	2.5	2.0	1.5	4.0	7.6
Avg. Stride Freq. [Hz]	2.1	2.4	2.3	2.3	2.3	2.4	2.4	2.3
Avg. Stride Length [m]	6.6	7.3	7.2	7.2	7.3	7.4	7.3	7.5



- [ ] Ranking at each section and finish
- .-.- No data available at this section
- NA No data available



Horse/Jockey Name	Firestorm
Final Rank	3
Fastest Section Time (Section)	0:11.61 (1400m)
Top Speed [km/h] (Section)	64.6 (Overall)
Race State	Finished



Doomben QLD Professional

Race 7: DRINKWISE MILE - 1600m

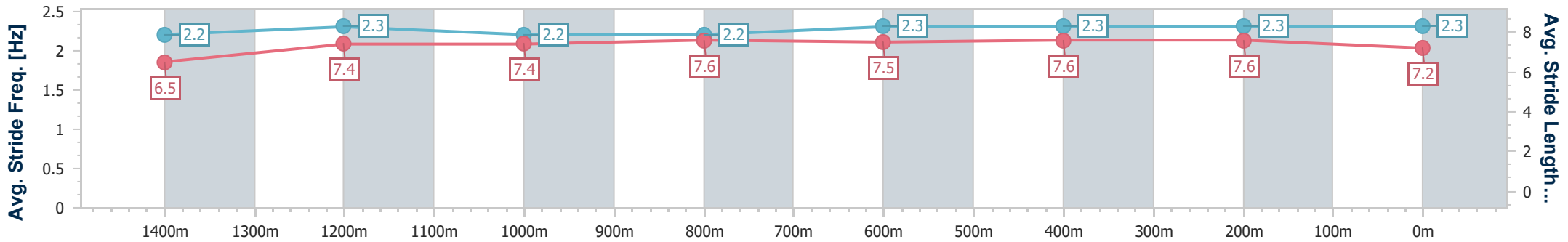
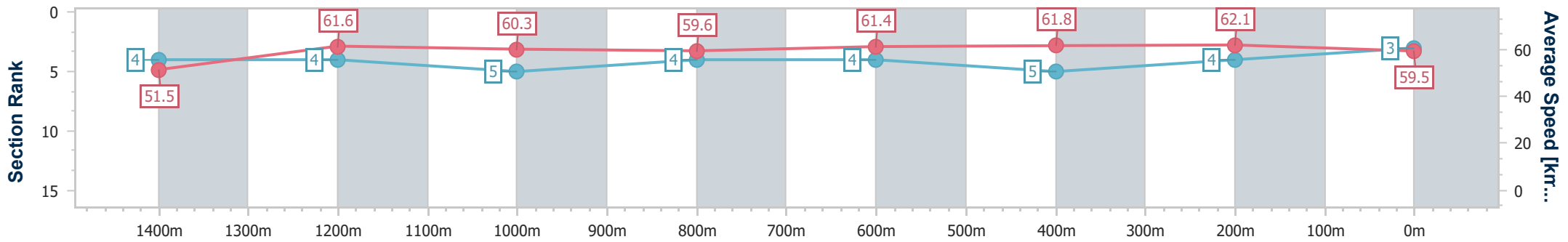
25 May 2024 - 14:39

Track Rating: Soft 6, Weather: Overcast, Rail Position: +2m Entire



BRISBANE RACING CLUB

Section	Overall	1400m	1200m	1000m	800m	600m	400m	200m
Section Times	1:36.89 [3] (0:13.99)	1:22.90 [4] (0:11.61)	1:11.29 [4] (0:11.99)	0:59.30 [5] (0:12.09)	0:47.21 [4] (0:11.71)	0:35.50 [4] (0:11.77)	0:23.73 [5] (0:11.64)	0:12.09 [4] (0:12.09)
Average Speed [km/h]	51.5	61.6	60.3	59.6	61.4	61.8	62.1	59.5
Top Speed [km/h]	64.6	64.5	60.4	60.7	62.6	62.9	63.0	62.6
Avg. Dist. to Rail [m]	1.2	0.7	0.7	0.8	0.5	1.5	4.7	8.0
Avg. Stride Freq. [Hz]	2.2	2.3	2.2	2.2	2.3	2.3	2.3	2.3
Avg. Stride Length [m]	6.5	7.4	7.4	7.6	7.5	7.6	7.6	7.2



- [ ] Ranking at each section and finish
- .-.- No data available at this section
- NA No data available



Horse/Jockey Name	Princess Rhaenys
Final Rank	4
Fastest Section Time (Section)	0:11.50 (400m)
Top Speed [km/h] (Section)	65.4 (400m)
Race State	Finished



Doomben QLD Professional

Race 7: DRINKWISE MILE - 1600m

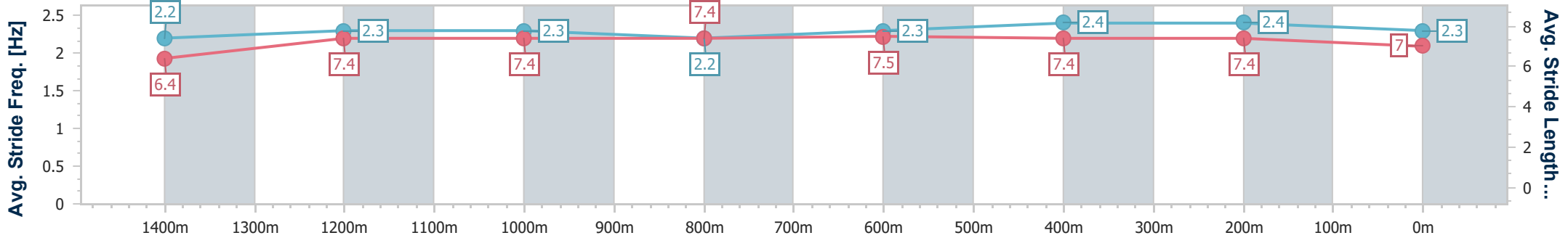
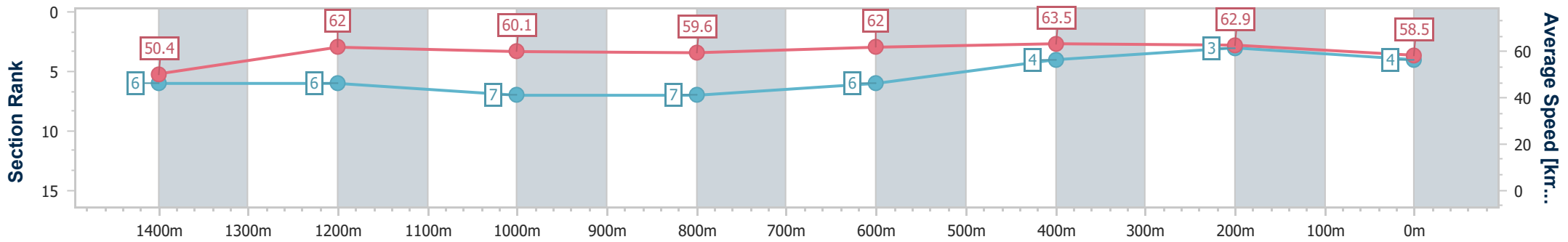
25 May 2024 - 14:39

Track Rating: Soft 6, Weather: Overcast, Rail Position: +2m Entire



BRISBANE RACING CLUB

Section	Overall	1400m	1200m	1000m	800m	600m	400m	200m
Section Times	1:36.94 [4] (0:14.24)	1:22.70 [6] (0:11.61)	1:11.09 [6] (0:11.98)	0:59.11 [7] (0:12.08)	0:47.03 [7] (0:11.68)	0:35.35 [6] (0:11.54)	0:23.81 [4] (0:11.50)	0:12.31 [3] (0:12.31)
Average Speed [km/h]	50.4	62.0	60.1	59.6	62.0	63.5	62.9	58.5
Top Speed [km/h]	63.9	64.6	60.4	60.3	64.1	64.3	65.4	61.1
Avg. Dist. to Rail [m]	2.1	0.2	0.3	0.2	1.0	2.9	3.5	3.8
Avg. Stride Freq. [Hz]	2.2	2.3	2.3	2.2	2.3	2.4	2.4	2.3
Avg. Stride Length [m]	6.4	7.4	7.4	7.4	7.5	7.4	7.4	7.0



- [ ] Ranking at each section and finish
- .-.- No data available at this section
- NA No data available





Horse/Jockey Name	Foxy Frida
Final Rank	5
Fastest Section Time (Section)	0:11.42 (400m)
Top Speed [km/h] (Section)	66.1 (400m)
Race State	Finished



Doomben QLD Professional

Race 7: DRINKWISE MILE - 1600m

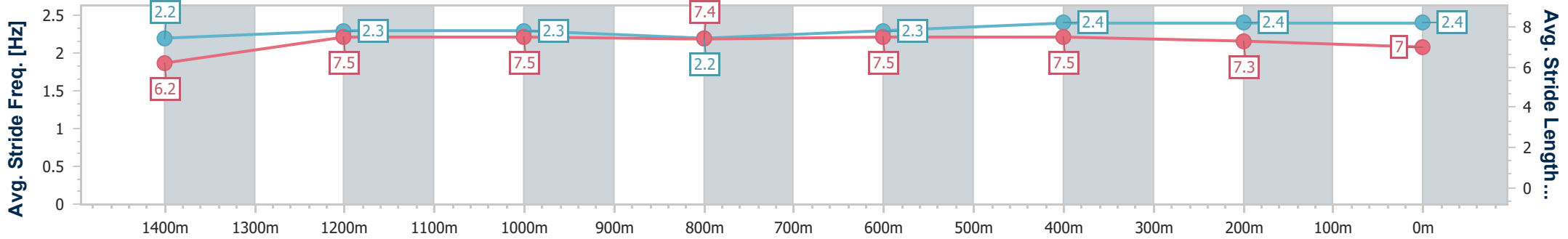
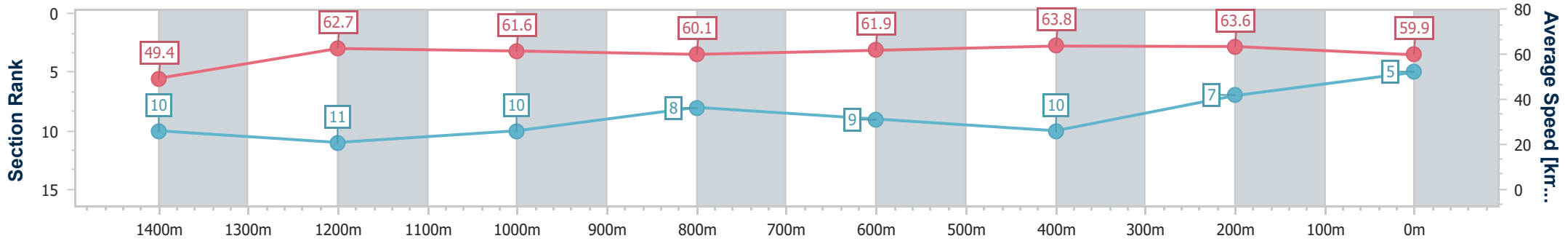
25 May 2024 - 14:39

Track Rating: Soft 6, Weather: Overcast, Rail Position: +2m Entire



BRISBANE RACING CLUB

Section	Overall	1400m	1200m	1000m	800m	600m	400m	200m
Section Times	1:36.97 [5] (0:14.61)	1:22.36 [10] (0:11.64)	1:10.72 [11] (0:11.73)	0:58.99 [10] (0:12.06)	0:46.93 [8] (0:11.85)	0:35.08 [9] (0:11.63)	0:23.45 [10] (0:11.42)	0:12.03 [7] (0:12.03)
Average Speed [km/h]	49.4	62.7	61.6	60.1	61.9	63.8	63.6	59.9
Top Speed [km/h]	63.1	63.9	62.6	60.9	63.3	64.2	66.1	61.5
Avg. Dist. to Rail [m]	6.9	2.6	3.7	3.4	3.5	5.0	7.4	11.3
Avg. Stride Freq. [Hz]	2.2	2.3	2.3	2.2	2.3	2.4	2.4	2.4
Avg. Stride Length [m]	6.2	7.5	7.5	7.4	7.5	7.5	7.3	7.0



- [ ] Ranking at each section and finish
- .-.- No data available at this section
- NA No data available



Horse/Jockey Name	Thalassophile
Final Rank	6
Fastest Section Time (Section)	0:11.47 (600m)
Top Speed [km/h] (Section)	64.6 (600m)
Race State	Finished



Doomben QLD Professional

Race 7: DRINKWISE MILE - 1600m

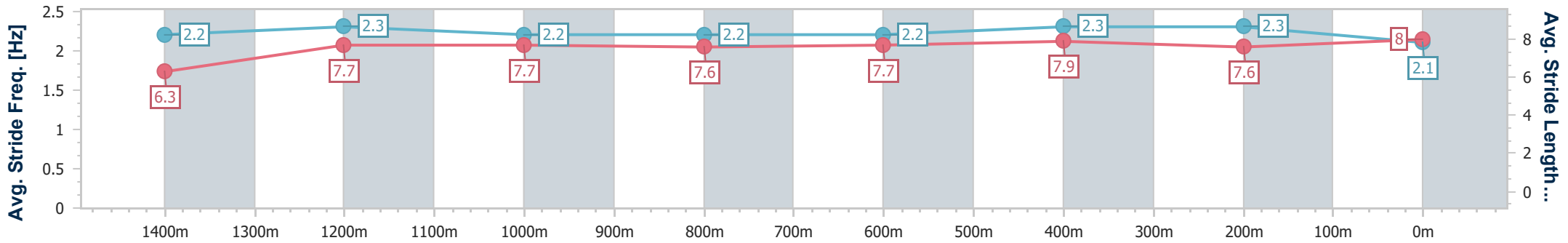
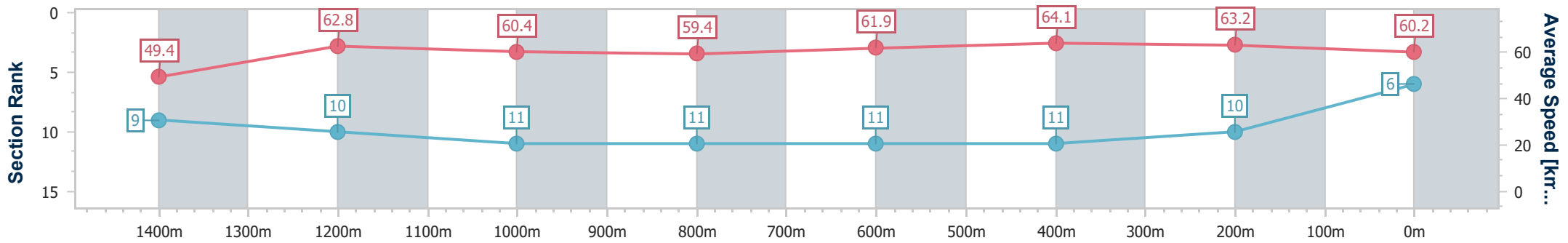
25 May 2024 - 14:39

Track Rating: Soft 6, Weather: Overcast, Rail Position: +2m Entire



BRISBANE RACING CLUB

Section	Overall	1400m	1200m	1000m	800m	600m	400m	200m
Section Times	1:36.97 [6] (0:14.60)	1:22.37 [9] (0:11.53)	1:10.84 [10] (0:11.94)	0:58.90 [11] (0:12.21)	0:46.69 [11] (0:11.80)	0:34.89 [11] (0:11.47)	0:23.42 [11] (0:11.48)	0:11.94 [10] (0:11.94)
Average Speed [km/h]	49.4	62.8	60.4	59.4	61.9	64.1	63.2	60.2
Top Speed [km/h]	63.5	63.8	61.4	60.4	64.6	64.6	64.3	63.1
Avg. Dist. to Rail [m]	3.7	1.1	2.5	2.4	3.0	3.6	4.5	4.5
Avg. Stride Freq. [Hz]	2.2	2.3	2.2	2.2	2.2	2.3	2.3	2.1
Avg. Stride Length [m]	6.3	7.7	7.7	7.6	7.7	7.9	7.6	8.0



- [ ] Ranking at each section and finish
- .-.- No data available at this section
- NA No data available



Horse/Jockey Name	Zoe's Promise
Final Rank	7
Fastest Section Time (Section)	0:11.26 (1400m)
Top Speed [km/h] (Section)	66.2 (1400m)
Race State	Finished



Doomben QLD Professional

Race 7: DRINKWISE MILE - 1600m

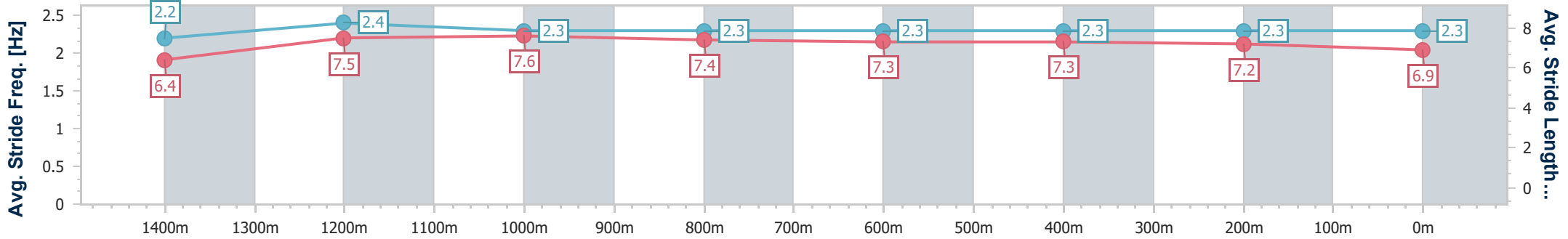
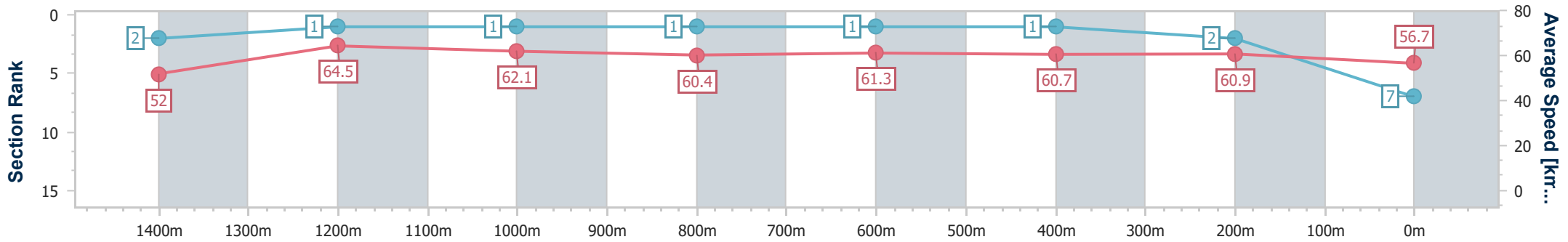
25 May 2024 - 14:39

Track Rating: Soft 6, Weather: Overcast, Rail Position: +2m Entire



BRISBANE RACING CLUB

Section	Overall	1400m	1200m	1000m	800m	600m	400m	200m
Section Times	1:37.23 [7] (0:13.88)	1:23.35 [2] (0:11.26)	1:12.09 [1] (0:11.63)	1:00.46 [1] (0:11.95)	0:48.51 [1] (0:11.89)	0:36.62 [1] (0:12.06)	0:24.56 [1] (0:11.86)	0:12.70 [2] (0:12.70)
Average Speed [km/h]	52.0	64.5	62.1	60.4	61.3	60.7	60.9	56.7
Top Speed [km/h]	65.3	66.2	63.4	61.5	62.1	61.8	62.3	60.1
Avg. Dist. to Rail [m]	3.4	1.7	2.3	1.6	2.6	2.9	3.9	4.8
Avg. Stride Freq. [Hz]	2.2	2.4	2.3	2.3	2.3	2.3	2.3	2.3
Avg. Stride Length [m]	6.4	7.5	7.6	7.4	7.3	7.3	7.2	6.9



- [ ] Ranking at each section and finish
- .-.-.- No data available at this section
- NA No data available



Horse/Jockey Name	Poetic Drama
Final Rank	8
Fastest Section Time (Section)	0:11.64 (1400m)
Top Speed [km/h] (Section)	64.2 (Overall)
Race State	Finished



Doomben QLD Professional

Race 7: DRINKWISE MILE - 1600m

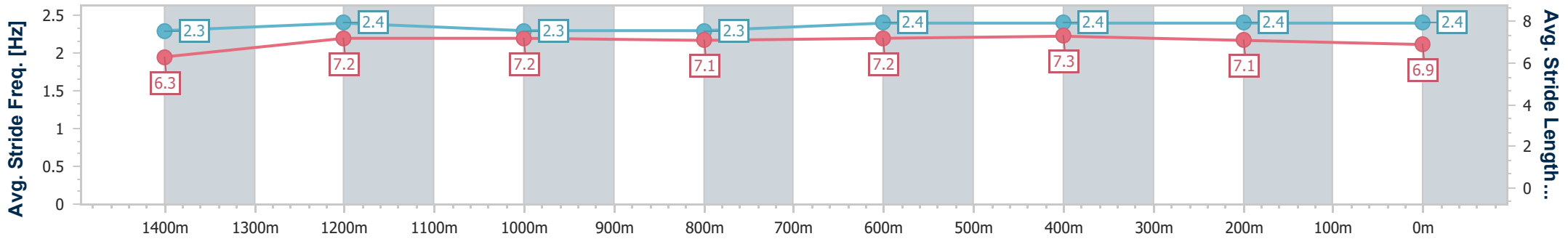
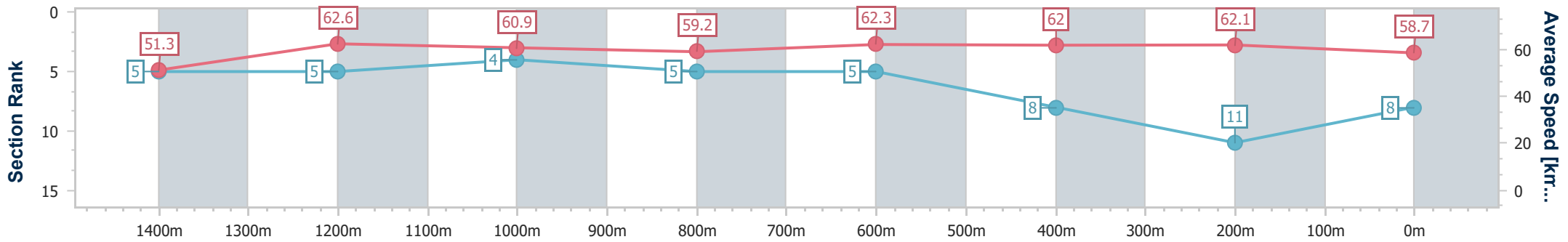
25 May 2024 - 14:39

Track Rating: Soft 6, Weather: Overcast, Rail Position: +2m Entire



BRISBANE RACING CLUB

Section	Overall	1400m	1200m	1000m	800m	600m	400m	200m
Section Times	1:37.40 [8] (0:14.02)	1:23.38 [5] (0:11.64)	1:11.74 [5] (0:11.85)	0:59.89 [4] (0:12.23)	0:47.66 [5] (0:11.78)	0:35.88 [5] (0:11.84)	0:24.04 [8] (0:11.74)	0:12.30 [11] (0:12.30)
Average Speed [km/h]	51.3	62.6	60.9	59.2	62.3	62.0	62.1	58.7
Top Speed [km/h]	64.2	64.0	61.9	61.7	63.2	63.6	62.9	60.1
Avg. Dist. to Rail [m]	0.5	1.9	4.0	3.2	3.2	4.1	6.9	9.2
Avg. Stride Freq. [Hz]	2.3	2.4	2.3	2.3	2.4	2.4	2.4	2.4
Avg. Stride Length [m]	6.3	7.2	7.2	7.1	7.2	7.3	7.1	6.9



- [ ] Ranking at each section and finish
- .-.- No data available at this section
- NA No data available



Horse/Jockey Name	Rebel Rama
Final Rank	9
Fastest Section Time (Section)	0:11.67 (400m)
Top Speed [km/h] (Section)	64.1 (400m)
Race State	Finished



Doomben QLD Professional

Race 7: DRINKWISE MILE - 1600m

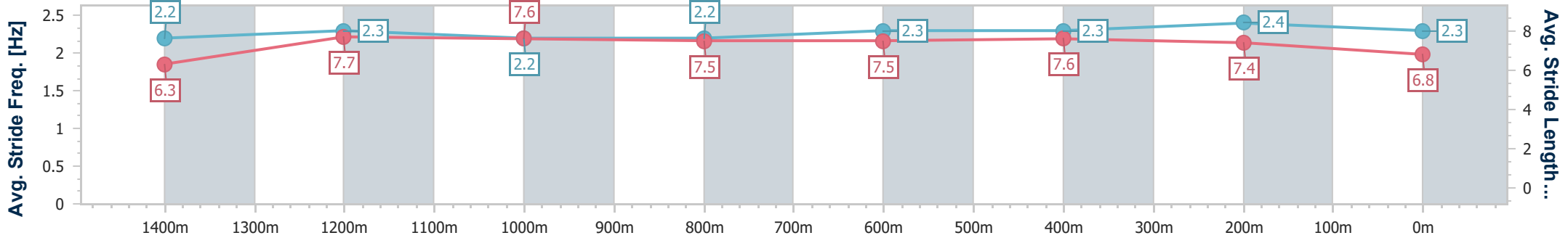
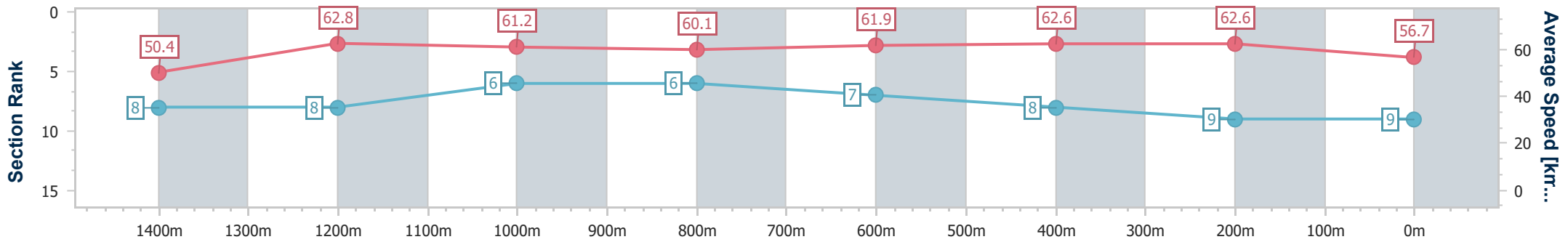
25 May 2024 - 14:39

Track Rating: Soft 6, Weather: Overcast, Rail Position: +2m Entire



BRISBANE RACING CLUB

Section	Overall	1400m	1200m	1000m	800m	600m	400m	200m
Section Times	1:37.72 [9] (0:14.31)	1:23.41 [8] (0:11.72)	1:11.69 [8] (0:11.74)	0:59.95 [6] (0:12.04)	0:47.91 [6] (0:11.82)	0:36.09 [7] (0:11.73)	0:24.36 [8] (0:11.67)	0:12.69 [9] (0:12.69)
Average Speed [km/h]	50.4	62.8	61.2	60.1	61.9	62.6	62.6	56.7
Top Speed [km/h]	63.0	63.7	62.5	60.7	63.5	63.9	64.1	60.9
Avg. Dist. to Rail [m]	5.2	2.9	3.6	2.6	2.6	4.3	7.9	10.1
Avg. Stride Freq. [Hz]	2.2	2.3	2.2	2.2	2.3	2.3	2.4	2.3
Avg. Stride Length [m]	6.3	7.7	7.6	7.5	7.5	7.6	7.4	6.8



- [ ] Ranking at each section and finish
- .-.- No data available at this section
- NA No data available



Horse/Jockey Name	Chica Mojito
Final Rank	10
Fastest Section Time (Section)	0:11.32 (600m)
Top Speed [km/h] (Section)	66.8 (800m)
Race State	Finished



Doomben QLD Professional

Race 7: DRINKWISE MILE - 1600m

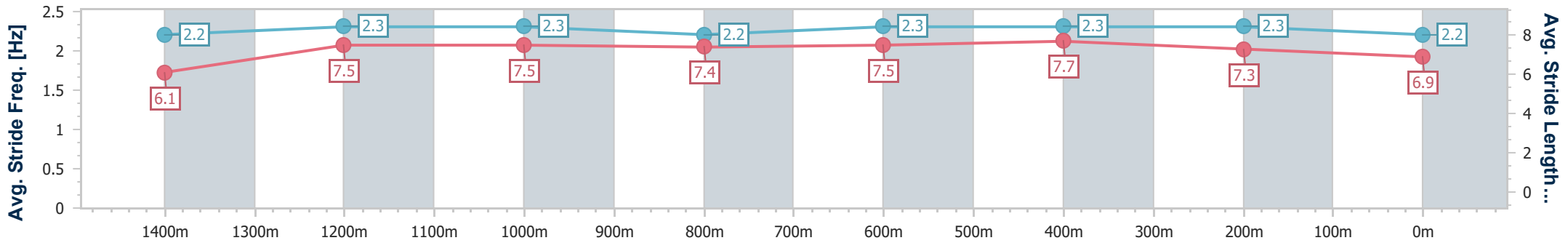
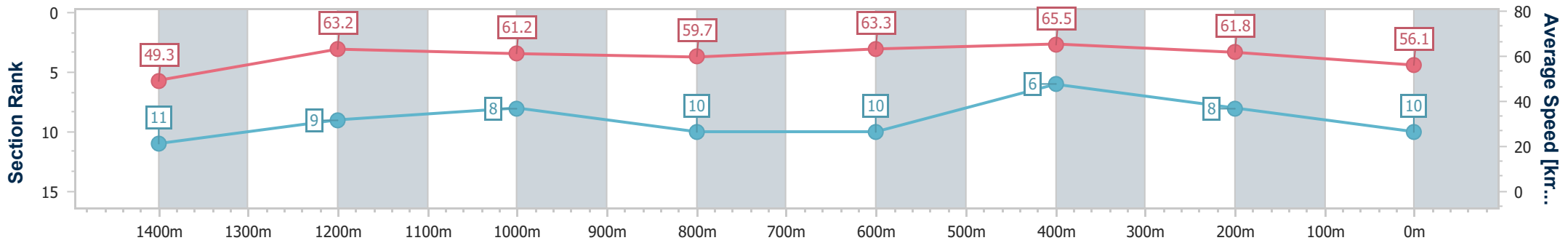
25 May 2024 - 14:39

Track Rating: Soft 6, Weather: Overcast, Rail Position: +2m Entire



BRISBANE RACING CLUB

Section	Overall	1400m	1200m	1000m	800m	600m	400m	200m
Section Times	1:37.76 [10] (0:14.61)	1:23.15 [11] (0:11.52)	1:11.63 [9] (0:11.76)	0:59.87 [8] (0:12.26)	0:47.61 [10] (0:11.76)	0:35.85 [10] (0:11.32)	0:24.53 [6] (0:11.72)	0:12.81 [8] (0:12.81)
Average Speed [km/h]	49.3	63.2	61.2	59.7	63.3	65.5	61.8	56.1
Top Speed [km/h]	64.7	65.0	63.2	61.8	66.8	66.6	64.4	60.0
Avg. Dist. to Rail [m]	2.4	2.3	7.2	6.7	6.4	4.6	3.2	3.1
Avg. Stride Freq. [Hz]	2.2	2.3	2.3	2.2	2.3	2.3	2.3	2.2
Avg. Stride Length [m]	6.1	7.5	7.5	7.4	7.5	7.7	7.3	6.9



- [ ] Ranking at each section and finish
- .-.- No data available at this section
- NA No data available



Horse/Jockey Name	Sonora
Final Rank	11
Fastest Section Time (Section)	0:11.42 (1400m)
Top Speed [km/h] (Section)	66.4 (Overall)
Race State	Finished



Doomben QLD Professional

Race 7: DRINKWISE MILE - 1600m

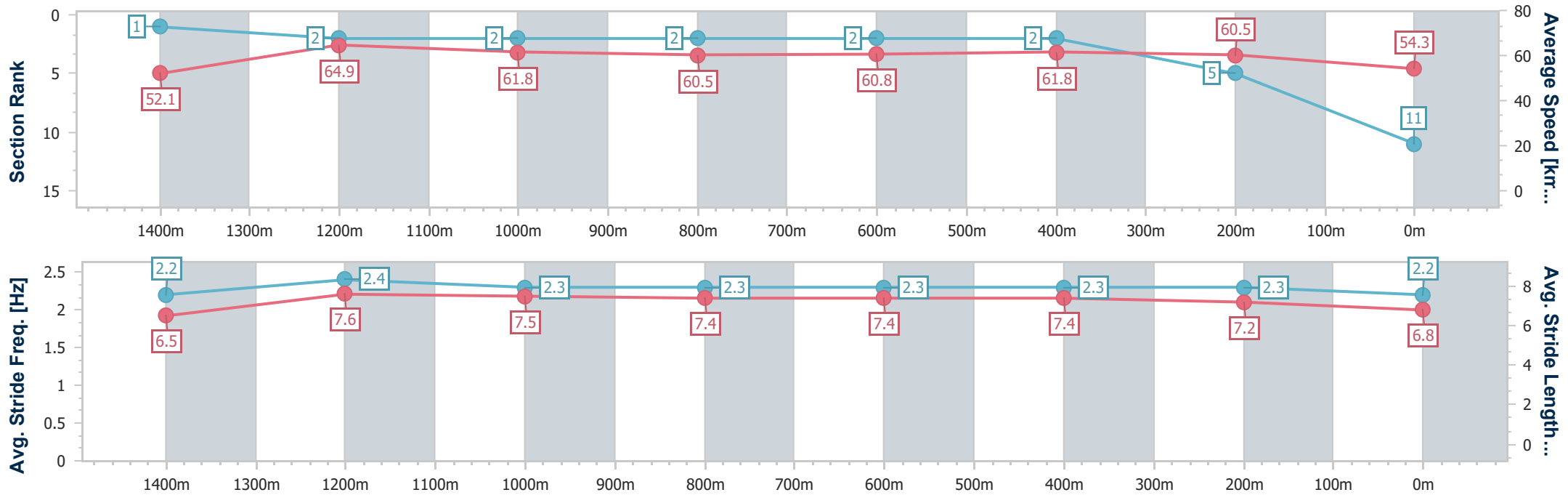
25 May 2024 - 14:39

Track Rating: Soft 6, Weather: Overcast, Rail Position: +2m Entire



BRISBANE RACING CLUB

Section	Overall	1400m	1200m	1000m	800m	600m	400m	200m
Section Times	1:38.11 [11] (0:13.85)	1:24.26 [1] (0:11.42)	1:12.84 [2] (0:11.65)	1:01.19 [2] (0:12.06)	0:49.13 [2] (0:12.06)	0:37.07 [2] (0:11.83)	0:25.24 [2] (0:11.96)	0:13.28 [5] (0:13.28)
Average Speed [km/h]	52.1	64.9	61.8	60.5	60.8	61.8	60.5	54.3
Top Speed [km/h]	66.4	66.3	62.8	61.6	62.1	62.5	63.0	58.2
Avg. Dist. to Rail [m]	6.2	4.2	5.4	5.1	3.7	2.7	3.5	4.8
Avg. Stride Freq. [Hz]	2.2	2.4	2.3	2.3	2.3	2.3	2.3	2.2
Avg. Stride Length [m]	6.5	7.6	7.5	7.4	7.4	7.4	7.2	6.8



- [ ] Ranking at each section and finish
- .-.- No data available at this section
- NA No data available



# Doomben QLD Professional

## Race 8: ANZ BLOODSTOCK NEWS THE ROSES - 2000m

25 May 2024 - 15:18



BRISBANE  
RACING CLUB

Track Rating: Soft 6, Weather: Overcast, Rail Position: +2m Entire

Section		Overall	1800m	1600m	1400m	1200m	1000m	800m	Last 600m				
Field Times		2:03.92 (0:14.25)	1:49.67 (0:11.50)	1:38.17 (0:11.56)	1:26.61 (0:12.03)	1:14.58 (0:12.43)	1:02.15 (0:12.66)	0:49.49 (0:12.81)	0:36.68				
Rank	TAB Horse/Jockey	Barrier	Top Speed [km/h]	Fastest Section									Distance Travelled [m]
1	13 SCARLET OAK James McDonald	5	65.0	0:11.62	2:03.92 [1] (0:14.56)	1:49.36 [4] (0:11.75)	1:37.61 [6] (0:12.10)	1:25.51 [5] (0:12.29)	1:13.22 [6] (0:11.81)	1:01.41 [6] (0:12.50)	0:48.91 [6] (0:12.59)	0:36.32	
2	17 MARE OF MT BULLER Tommy Berry	10	63.8	0:11.65	2:03.97 [2] (0:15.17)	1:48.80 [13] (0:11.83)	1:36.97 [13] (0:12.39)	1:24.58 [13] (0:11.90)	1:12.68 [13] (0:11.91)	1:00.77 [14] (0:12.34)	0:48.43 [13] (0:12.62)	0:35.81	+1
3	7 MISS JOELENE James Orman	21	65.6	0:11.48	2:04.04 [3] (0:15.51)	1:48.53 [16] (0:11.79)	1:36.74 [15] (0:12.57)	1:24.17 [15] (0:11.85)	1:12.32 [15] (0:11.81)	1:00.51 [15] (0:12.36)	0:48.15 [15] (0:12.58)	0:35.57	+9
4	14 OUR GOLD HOPE Tim Clark	1	64.1	0:11.77	2:04.20 [4] (0:14.76)	1:49.44 [9] (0:11.88)	1:37.56 [8] (0:12.13)	1:25.43 [7] (0:12.09)	1:13.34 [8] (0:11.87)	1:01.47 [8] (0:12.43)	0:49.04 [7] (0:12.73)	0:36.31	-3
5	1 MOLLY BLOOM Blake Shinn	4	62.8	0:11.86	2:04.31 [5] (0:14.94)	1:49.37 [11] (0:11.93)	1:37.44 [11] (0:12.46)	1:24.98 [12] (0:11.87)	1:13.11 [12] (0:11.86)	1:01.25 [12] (0:12.21)	0:49.04 [9] (0:12.64)	0:36.40	+12
6	18 KIND WORDS Mark Zahra	2	62.7	0:11.81	2:04.44 [6] (0:14.64)	1:49.80 [7] (0:11.87)	1:37.93 [7] (0:12.31)	1:25.62 [8] (0:11.94)	1:13.68 [7] (0:11.87)	1:01.81 [7] (0:12.59)	0:49.22 [8] (0:12.82)	0:36.40	+3
7	9 GOOD BANTER Damian Lane	7	63.3	0:11.74	2:04.47 [7] (0:15.16)	1:49.31 [12] (0:11.74)	1:37.57 [12] (0:12.26)	1:25.31 [10] (0:11.94)	1:13.37 [10] (0:11.84)	1:01.53 [10] (0:12.44)	0:49.09 [11] (0:12.66)	0:36.43	-2
8	2 TUTTA LA VITA Nash Rawiller	3	63.1	0:11.75	2:04.60 [8] (0:14.84)	1:49.76 [10] (0:12.02)	1:37.74 [10] (0:12.38)	1:25.36 [11] (0:11.93)	1:13.43 [11] (0:11.79)	1:01.64 [11] (0:12.45)	0:49.19 [12] (0:12.69)	0:36.50	+8
9	5 MOLLYNICKERS Jim Byrne	20	62.3	0:11.80	2:04.97 [9] (0:15.38)	1:49.59 [15] (0:11.86)	1:37.73 [14] (0:12.31)	1:25.42 [14] (0:11.80)	1:13.62 [14] (0:11.83)	1:01.79 [13] (0:12.41)	0:49.38 [14] (0:12.66)	0:36.72	-3
10	12 POIFECT Michael Dee	13	65.8	0:11.37	2:05.18 [10] (0:14.40)	1:50.78 [2] (0:11.37)	1:39.41 [2] (0:12.09)	1:27.32 [3] (0:12.11)	1:15.21 [2] (0:12.03)	1:03.18 [2] (0:12.60)	0:50.58 [2] (0:12.74)	0:37.84	+6

Scratched: Socks Nation (#6), Moonlight Magic (#20), Bright Red (#16), Gentileschi (#19), Showdra (#21)

[ ] Ranking at each section and finish  
 :---: No data available at this section  
 NA No data available

SCN Saddle cloth number  
 DNF Did not finish  
 DNT Did not track





# Doomben QLD Professional

## Race 8: ANZ BLOODSTOCK NEWS THE ROSES - 2000m

25 May 2024 - 15:18



BRISBANE  
RACING CLUB

Track Rating: Soft 6, Weather: Overcast, Rail Position: +2m Entire

Section		Overall	1800m	1600m	1400m	1200m	1000m	800m	Last 600m					
Field Times		2:03.92 (0:14.25)	1:49.67 (0:11.50)	1:38.17 (0:11.56)	1:26.61 (0:12.03)	1:14.58 (0:12.43)	1:02.15 (0:12.66)	0:49.49 (0:12.81)	0:36.68					
Rank	TAB Horse/Jockey	Barrier	Top Speed [km/h]	Fastest Section										Distance Travelled [m]
11	15 OCEANS OF ENERGY Michael Rodd	14	63.5 400m	0:11.74 400m	2:05.20 [11] (0:14.75)	1:50.45 [8] (0:11.99)	1:38.46 [9] (0:12.35)	1:26.11 [9] (0:11.95)	1:14.16 [9] (0:11.86)	1:02.30 [9] (0:12.38)	0:49.92 [10] (0:12.54)	0:37.38	+11	
12	10 PIER PRESSURE Andrew Mallyon	12	64.8 Overall	0:11.59 1800m	2:05.58 [12] (0:14.44)	1:51.14 [3] (0:11.59)	1:39.55 [4] (0:12.01)	1:27.54 [4] (0:12.19)	1:15.35 [4] (0:12.02)	1:03.33 [4] (0:12.58)	0:50.75 [4] (0:12.62)	0:38.13	+6	
13	3 AMAZONIAN LASS Adam Hyeronimus	15	66.0 1800m	0:11.33 1800m	2:05.65 [13] (0:14.60)	1:51.05 [5] (0:11.33)	1:39.72 [3] (0:11.38)	1:28.34 [1] (0:12.03)	1:16.31 [1] (0:12.43)	1:03.88 [1] (0:12.66)	0:51.22 [1] (0:12.81)	0:38.41	-1	
14	11 RED DEFCON Cejay Graham	8	65.4 Overall	0:11.50 1800m	2:06.99 [14] (0:14.25)	1:52.74 [1] (0:11.50)	1:41.24 [1] (0:12.04)	1:29.20 [2] (0:12.18)	1:17.02 [3] (0:12.11)	1:04.91 [3] (0:12.57)	0:52.34 [3] (0:12.77)	0:39.57	-2	
15	8 DOLPHIN SKIN Tom Sherry	11	63.0 1200m	0:11.78 1200m	2:07.09 [15] (0:15.24)	1:51.85 [14] (0:12.15)	1:39.70 [16] (0:12.69)	1:27.01 [16] (0:12.01)	1:15.00 [16] (0:11.78)	1:03.22 [16] (0:12.30)	0:50.92 [16] (0:12.62)	0:38.30	+3	
16	4 PRIVATE LEGACY Craig Williams	16	65.6 1800m	0:11.62 1800m	2:19.80 [16] (0:14.61)	2:05.19 [6] (0:11.62)	1:53.57 [5] (0:12.19)	1:41.38 [6] (0:12.11)	1:29.27 [5] (0:11.89)	1:17.38 [5] (0:12.57)	1:04.81 [5] (0:12.79)	0:52.02	+7	

Scratched: Socks Nation (#6), Moonlight Magic (#20), Bright Red (#16), Gentileschi (#19), Showdra (#21)

[ ] Ranking at each section and finish  
 -:-:- No data available at this section  
 NA No data available

SCN Saddle cloth number  
 DNF Did not finish  
 DNT Did not track



# Doomben QLD Professional

## Race 8: ANZ BLOODSTOCK NEWS THE ROSES - 2000m

25 May 2024 - 15:18



BRISBANE  
RACING CLUB

Track Rating: Soft 6, Weather: Overcast, Rail Position: +2m Entire

Section				600m	400m	200m			Last 600m		
Field Times				0:36.68 (0:12.45)	0:24.23 (0:12.01)	0:12.22 (0:12.22)			0:36.68		
Rank	TAB	Horse/Jockey	Barrier	Top Speed [km/h]	Fastest Section	Margin			Distance Travelled [m]		
1	13	SCARLET OAK James McDonald	5	65.0 Overall	0:11.62 400m	0:36.32 [5] (0:12.48)	0:23.84 [6] (0:11.62)	0:12.22 [1] (0:12.22)	2:03.92	0:36.32	
2	17	MARE OF MT BULLER Tommy Berry	10	63.8 1800m	0:11.65 400m	0:35.81 [13] (0:12.21)	0:23.60 [12] (0:11.65)	0:11.95 [8] (0:11.95)	0.29L	0:35.81	+1
3	7	MISS JOELENE James Orman	21	65.6 400m	0:11.48 400m	0:35.57 [15] (0:11.95)	0:23.62 [13] (0:11.48)	0:12.14 [2] (0:12.14)	0.73L	0:35.57	+9
4	14	OUR GOLD HOPE Tim Clark	1	64.1 Overall	0:11.77 400m	0:36.31 [8] (0:12.31)	0:24.00 [8] (0:11.77)	0:12.23 [6] (0:12.23)	1.67L	0:36.31	-3
5	1	MOLLY BLOOM Blake Shinn	4	62.8 1400m	0:11.86 1200m	0:36.40 [9] (0:12.14)	0:24.26 [5] (0:11.88)	0:12.38 [3] (0:12.38)	2.3L	0:36.40	+12
6	18	KIND WORDS Mark Zahra	2	62.7 Overall	0:11.81 400m	0:36.40 [11] (0:12.32)	0:24.08 [10] (0:11.81)	0:12.27 [12] (0:12.27)	3.09L	0:36.40	+3
7	9	GOOD BANTER Damian Lane	7	63.3 1800m	0:11.74 1800m	0:36.43 [10] (0:12.11)	0:24.32 [7] (0:11.82)	0:12.50 [7] (0:12.50)	3.22L	0:36.43	-2
8	2	TUTTA LA VITA Nash Rawiller	3	63.1 Overall	0:11.75 400m	0:36.50 [12] (0:12.26)	0:24.24 [11] (0:11.75)	0:12.49 [10] (0:12.49)	4.01L	0:36.50	+8
9	5	MOLLYNICKERS Jim Byrne	20	62.3 1200m	0:11.80 1400m	0:36.72 [14] (0:12.18)	0:24.54 [14] (0:11.82)	0:12.72 [13] (0:12.72)	6.16L	0:36.72	-3
10	12	POIFECT Michael Dee	13	65.8 1800m	0:11.37 1800m	0:37.84 [2] (0:12.42)	0:25.42 [2] (0:12.20)	0:13.22 [5] (0:13.22)	7.39L	0:37.84	+6

Scratched: Socks Nation (#6), Moonlight Magic (#20), Bright Red (#16), Gentileschi (#19), Showdra (#21)

Report Created: Sat 25 May 2024 15:35 GMT+10 (Note: Timing is based on position data)

Page 3/20

[ ] Ranking at each section and finish  
 -:-:- No data available at this section  
 NA No data available

SCN Saddle cloth number  
 DNF Did not finish  
 DNT Did not track

data processed by  TRIPLESDATA



# Doomben QLD Professional

## Race 8: ANZ BLOODSTOCK NEWS THE ROSES - 2000m

25 May 2024 - 15:18



BRISBANE  
RACING CLUB

Track Rating: Soft 6, Weather: Overcast, Rail Position: +2m Entire

Section				600m	400m	200m			Last 600m			
Field Times				0:36.68 (0:12.45)	0:24.23 (0:12.01)	0:12.22 (0:12.22)			0:36.68			
Rank	TAB Horse/Jockey	Barrier	Top Speed [km/h]	Fastest Section				Margin				
											Distance Travelled [m]	
11	15 OCEANS OF ENERGY Michael Rodd	14	63.5 400m	0:11.74 400m	0:37.38 [7] (0:12.39)	0:24.99 [9] (0:11.74)	0:13.25 [4] (0:13.25)	7.53L				0:37.38 +11
12	10 PIER PRESSURE Andrew Mallyon	12	64.8 Overall	0:11.59 1800m	0:38.13 [4] (0:12.52)	0:25.61 [3] (0:12.20)	0:13.41 [11] (0:13.41)	9.79L				0:38.13 +6
13	3 AMAZONIAN LASS Adam Hyeronimus	15	66.0 1800m	0:11.33 1800m	0:38.41 [1] (0:12.45)	0:25.96 [1] (0:12.38)	0:13.58 [9] (0:13.58)	10.21L				0:38.41 -1
14	11 RED DEFCON Cejay Graham	8	65.4 Overall	0:11.50 1800m	0:39.57 [3] (0:12.56)	0:27.01 [4] (0:12.67)	0:14.34 [14] (0:14.34)	18.06L				0:39.57 -2
15	8 DOLPHIN SKIN Tom Sherry	11	63.0 1200m	0:11.78 1200m	0:38.30 [16] (0:12.08)	0:26.22 [15] (0:12.44)	0:13.78 [15] (0:13.78)	18.68L				0:38.30 +3
16	4 PRIVATE LEGACY Craig Williams	16	65.6 1800m	0:11.62 1800m	0:52.02 [6] (0:13.36)	0:38.66 [16] (0:15.56)	0:23.10 [16] (0:23.10)	93.44L				0:52.02 +7

Scratched: Socks Nation (#6), Moonlight Magic (#20), Bright Red (#16), Gentileschi (#19), Showdra (#21)



Horse/Jockey Name	Scarlet Oak
Final Rank	1
Fastest Section Time (Section)	0:11.62 (400m)
Top Speed [km/h] (Section)	65.0 (Overall)
Race State	Finished



Doomben QLD Professional

Race 8: ANZ BLOODSTOCK NEWS THE ROSES - 2000m

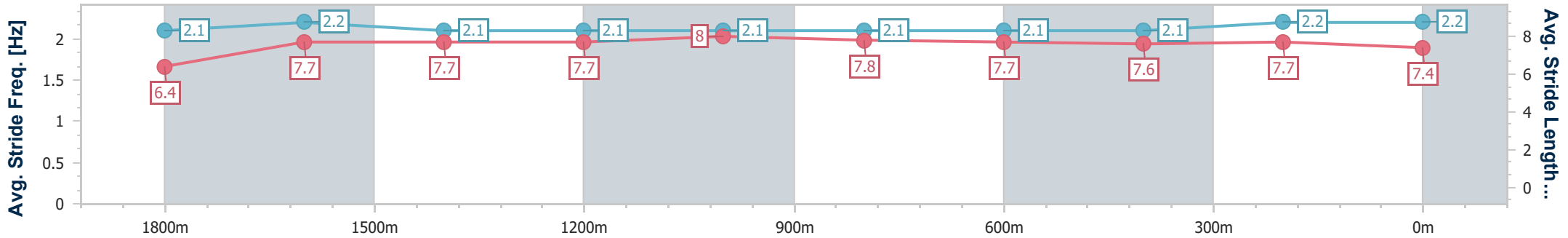
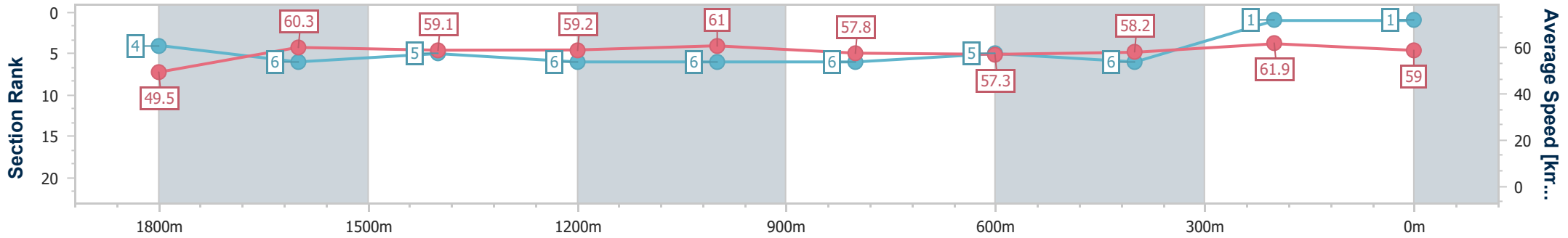
25 May 2024 - 15:18

Track Rating: Soft 6, Weather: Overcast, Rail Position: +2m Entire



BRISBANE RACING CLUB

Section	Overall	1800m	1600m	1400m	1200m	1000m	800m	600m	400m	200m
Section Times	2:03.92 [1] (0:14.56)	1:49.36 [4] (0:11.75)	1:37.61 [6] (0:12.10)	1:25.51 [5] (0:12.29)	1:13.22 [6] (0:11.81)	1:01.41 [6] (0:12.50)	0:48.91 [6] (0:12.59)	0:36.32 [5] (0:12.48)	0:23.84 [6] (0:11.62)	0:12.22 [1] (0:12.22)
Average Speed [km/h]	49.5	60.3	59.1	59.2	61.0	57.8	57.3	58.2	61.9	59.0
Top Speed [km/h]	65.0	64.9	60.6	60.5	62.5	59.7	58.8	60.2	63.4	61.5
Avg. Dist. to Rail [m]	3.2	2.3	1.5	1.4	1.1	0.3	1.1	1.5	2.5	5.8
Avg. Stride Freq. [Hz]	2.1	2.2	2.1	2.1	2.1	2.1	2.1	2.1	2.2	2.2
Avg. Stride Length [m]	6.4	7.7	7.7	7.7	8.0	7.8	7.7	7.6	7.7	7.4



- [ ] Ranking at each section and finish
- .-.- No data available at this section
- NA No data available



Horse/Jockey Name	Mare Of Mt Buller
Final Rank	2
Fastest Section Time (Section)	0:11.65 (400m)
Top Speed [km/h] (Section)	63.8 (1800m)
Race State	Finished



Doomben QLD Professional

Race 8: ANZ BLOODSTOCK NEWS THE ROSES - 2000m

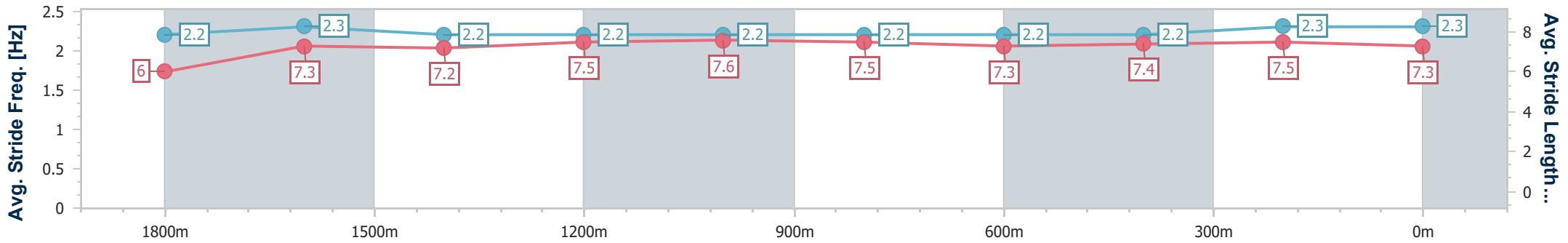
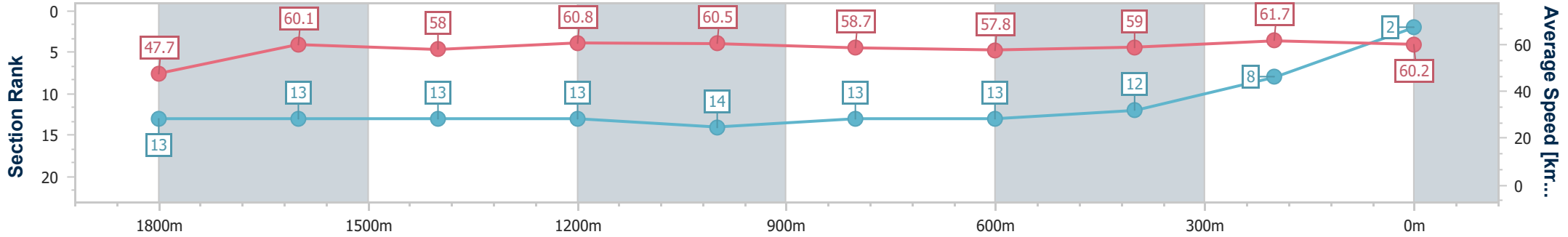
25 May 2024 - 15:18

Track Rating: Soft 6, Weather: Overcast, Rail Position: +2m Entire



BRISBANE RACING CLUB

Section	Overall	1800m	1600m	1400m	1200m	1000m	800m	600m	400m	200m
Section Times	2:03.97 [2] (0:15.17)	1:48.80 [13] (0:11.83)	1:36.97 [13] (0:12.39)	1:24.58 [13] (0:11.90)	1:12.68 [13] (0:11.91)	1:00.77 [14] (0:12.34)	0:48.43 [13] (0:12.62)	0:35.81 [13] (0:12.21)	0:23.60 [12] (0:11.65)	0:11.95 [8] (0:11.95)
Average Speed [km/h]	47.7	60.1	58.0	60.8	60.5	58.7	57.8	59.0	61.7	60.2
Top Speed [km/h]	63.4	63.8	58.8	61.7	61.1	59.8	59.5	61.3	63.4	62.5
Avg. Dist. to Rail [m]	4.5	1.4	1.0	1.0	2.4	2.2	1.6	0.6	1.2	4.9
Avg. Stride Freq. [Hz]	2.2	2.3	2.2	2.2	2.2	2.2	2.2	2.2	2.3	2.3
Avg. Stride Length [m]	6.0	7.3	7.2	7.5	7.6	7.5	7.3	7.4	7.5	7.3



- [ ] Ranking at each section and finish
- .-.- No data available at this section
- NA No data available



Horse/Jockey Name	Miss Joelene
Final Rank	3
Fastest Section Time (Section)	0:11.48 (400m)
Top Speed [km/h] (Section)	65.6 (400m)
Race State	Finished



Doomben QLD Professional

Race 8: ANZ BLOODSTOCK NEWS THE ROSES - 2000m

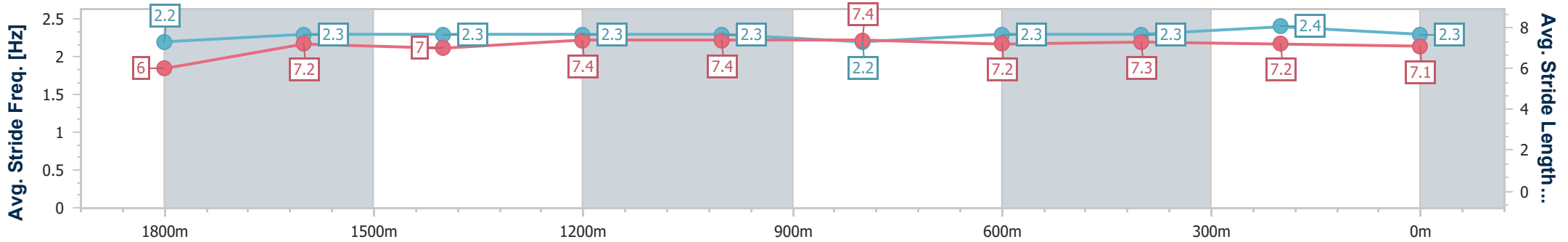
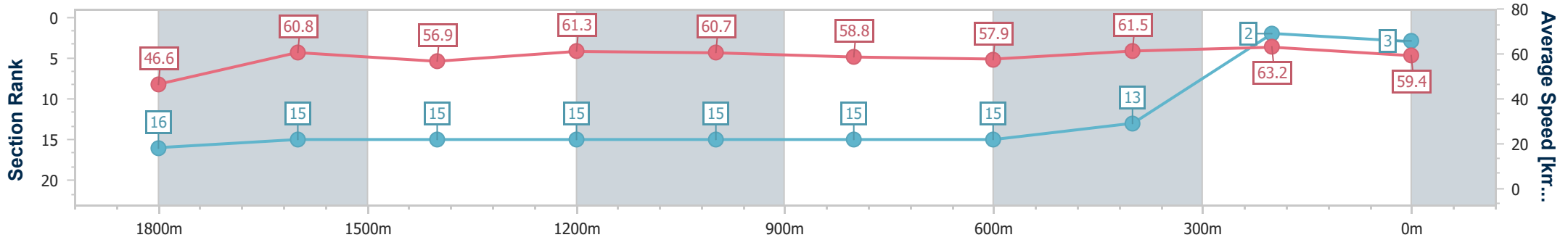
25 May 2024 - 15:18

Track Rating: Soft 6, Weather: Overcast, Rail Position: +2m Entire



BRISBANE RACING CLUB

Section	Overall	1800m	1600m	1400m	1200m	1000m	800m	600m	400m	200m
Section Times	2:04.04 [3] (0:15.51)	1:48.53 [16] (0:11.79)	1:36.74 [15] (0:12.57)	1:24.17 [15] (0:11.85)	1:12.32 [15] (0:11.81)	1:00.51 [15] (0:12.36)	0:48.15 [15] (0:12.58)	0:35.57 [15] (0:11.95)	0:23.62 [13] (0:11.48)	0:12.14 [2] (0:12.14)
Average Speed [km/h]	46.6	60.8	56.9	61.3	60.7	58.8	57.9	61.5	63.2	59.4
Top Speed [km/h]	62.3	64.3	58.5	62.4	62.3	59.9	62.0	62.3	65.6	62.1
Avg. Dist. to Rail [m]	8.2	0.6	0.8	0.8	2.2	2.5	2.4	3.4	8.0	10.4
Avg. Stride Freq. [Hz]	2.2	2.3	2.3	2.3	2.3	2.2	2.3	2.3	2.4	2.3
Avg. Stride Length [m]	6.0	7.2	7.0	7.4	7.4	7.4	7.2	7.3	7.2	7.1



- [ ] Ranking at each section and finish
- .-.- No data available at this section
- NA No data available



Horse/Jockey Name	Our Gold Hope
Final Rank	4
Fastest Section Time (Section)	0:11.77 (400m)
Top Speed [km/h] (Section)	64.1 (Overall)
Race State	Finished



Doomben QLD Professional

Race 8: ANZ BLOODSTOCK NEWS THE ROSES - 2000m

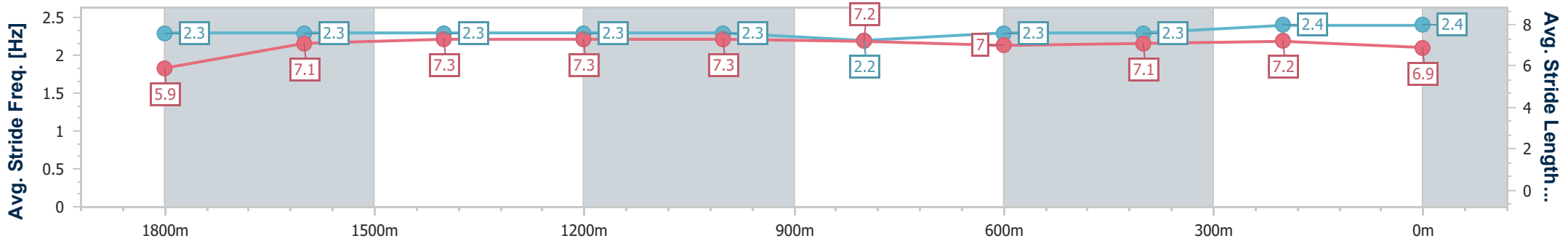
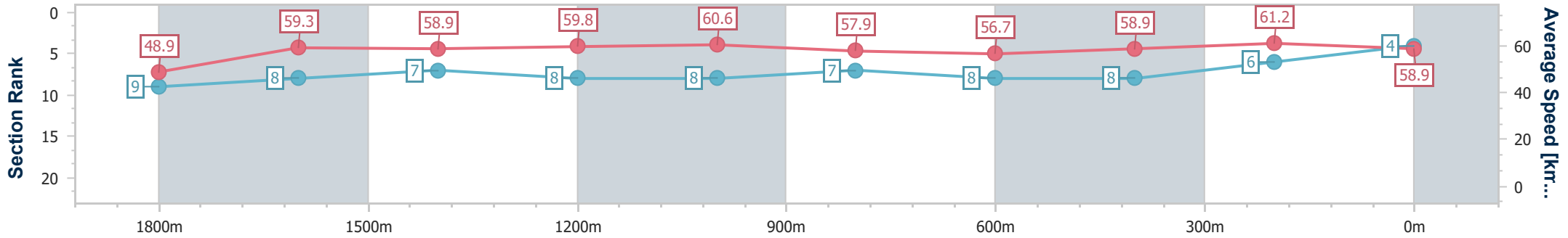
25 May 2024 - 15:18

Track Rating: Soft 6, Weather: Overcast, Rail Position: +2m Entire



BRISBANE RACING CLUB

Section	Overall	1800m	1600m	1400m	1200m	1000m	800m	600m	400m	200m
Section Times	2:04.20 [4] (0:14.76)	1:49.44 [9] (0:11.88)	1:37.56 [8] (0:12.13)	1:25.43 [7] (0:12.09)	1:13.34 [8] (0:11.87)	1:01.47 [8] (0:12.43)	0:49.04 [7] (0:12.73)	0:36.31 [8] (0:12.31)	0:24.00 [8] (0:11.77)	0:12.23 [6] (0:12.23)
Average Speed [km/h]	48.9	59.3	58.9	59.8	60.6	57.9	56.7	58.9	61.2	58.9
Top Speed [km/h]	64.1	63.6	59.6	61.0	61.7	58.5	58.7	60.0	62.6	60.9
Avg. Dist. to Rail [m]	2.7	3.9	2.2	1.1	1.6	0.5	1.0	0.9	3.2	5.5
Avg. Stride Freq. [Hz]	2.3	2.3	2.3	2.3	2.3	2.2	2.3	2.3	2.4	2.4
Avg. Stride Length [m]	5.9	7.1	7.3	7.3	7.3	7.2	7.0	7.1	7.2	6.9



- [ ] Ranking at each section and finish
- .-.- No data available at this section
- NA No data available



Horse/Jockey Name	Molly Bloom
Final Rank	5
Fastest Section Time (Section)	0:11.86 (1200m)
Top Speed [km/h] (Section)	62.8 (1400m)
Race State	Finished



Doomben QLD Professional

Race 8: ANZ BLOODSTOCK NEWS THE ROSES - 2000m

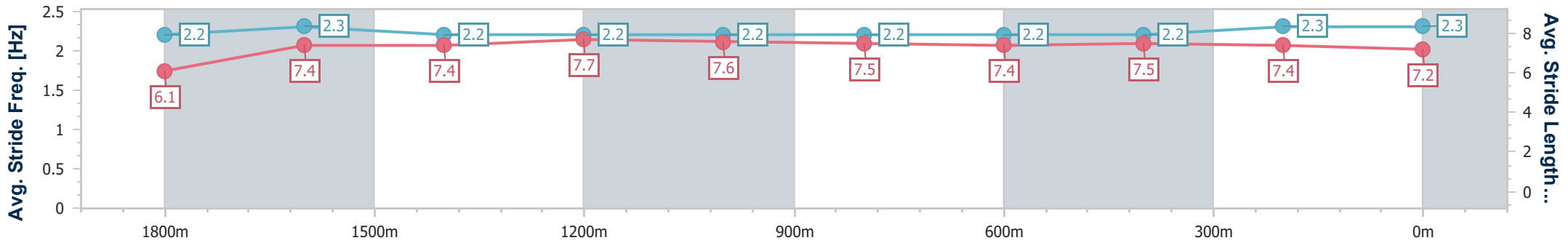
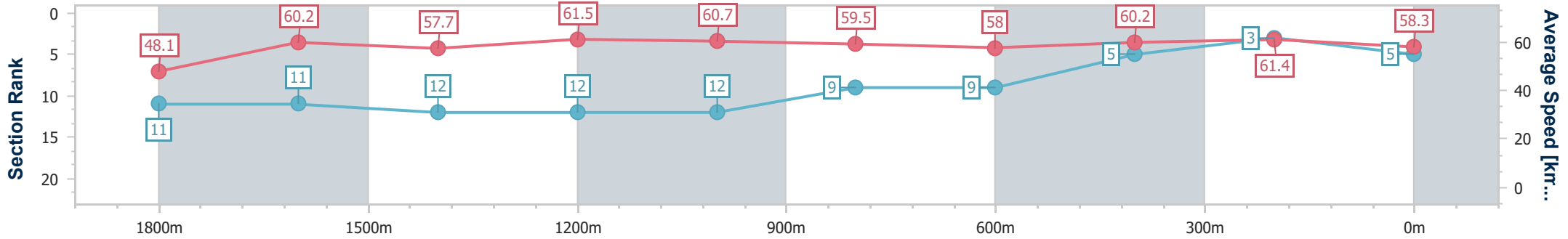
25 May 2024 - 15:18

Track Rating: Soft 6, Weather: Overcast, Rail Position: +2m Entire



BRISBANE RACING CLUB

Section	Overall	1800m	1600m	1400m	1200m	1000m	800m	600m	400m	200m
Section Times	2:04.31 [5] (0:14.94)	1:49.37 [11] (0:11.93)	1:37.44 [11] (0:12.46)	1:24.98 [12] (0:11.87)	1:13.11 [12] (0:11.86)	1:01.25 [12] (0:12.21)	0:49.04 [9] (0:12.64)	0:36.40 [9] (0:12.14)	0:24.26 [5] (0:11.88)	0:12.38 [3] (0:12.38)
Average Speed [km/h]	48.1	60.2	57.7	61.5	60.7	59.5	58.0	60.2	61.4	58.3
Top Speed [km/h]	62.2	61.6	58.5	62.8	62.5	60.7	61.1	61.6	62.3	60.3
Avg. Dist. to Rail [m]	2.3	0.6	0.5	1.7	2.8	2.8	3.2	3.6	7.9	8.9
Avg. Stride Freq. [Hz]	2.2	2.3	2.2	2.2	2.2	2.2	2.2	2.2	2.3	2.3
Avg. Stride Length [m]	6.1	7.4	7.4	7.7	7.6	7.5	7.4	7.5	7.4	7.2



- [ ] Ranking at each section and finish
- .-.- No data available at this section
- NA No data available





Horse/Jockey Name	Kind Words
Final Rank	6
Fastest Section Time (Section)	0:11.81 (400m)
Top Speed [km/h] (Section)	62.7 (Overall)
Race State	Finished



Doomben QLD Professional

Race 8: ANZ BLOODSTOCK NEWS THE ROSES - 2000m

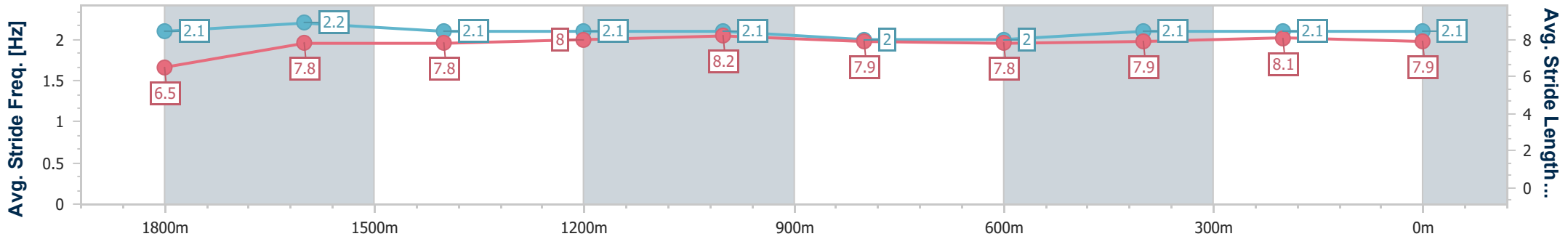
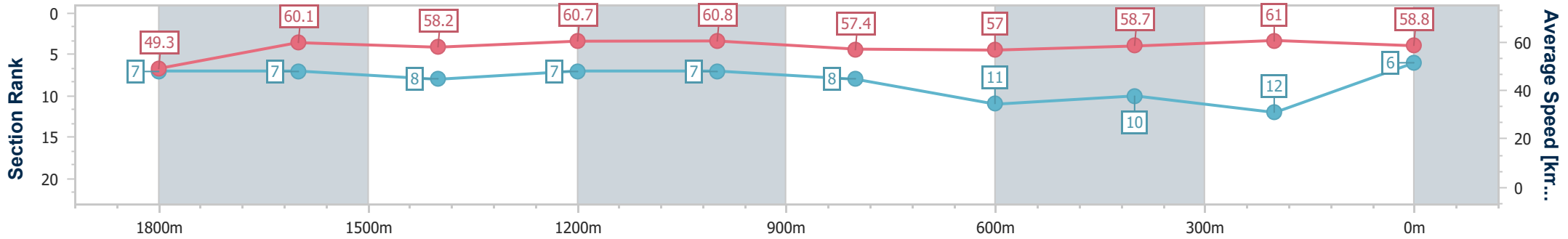
25 May 2024 - 15:18

Track Rating: Soft 6, Weather: Overcast, Rail Position: +2m Entire



BRISBANE RACING CLUB

Section	Overall	1800m	1600m	1400m	1200m	1000m	800m	600m	400m	200m
Section Times	2:04.44 [6] (0:14.64)	1:49.80 [7] (0:11.87)	1:37.93 [7] (0:12.31)	1:25.62 [8] (0:11.94)	1:13.68 [7] (0:11.87)	1:01.81 [7] (0:12.59)	0:49.22 [8] (0:12.82)	0:36.40 [11] (0:12.32)	0:24.08 [10] (0:11.81)	0:12.27 [12] (0:12.27)
Average Speed [km/h]	49.3	60.1	58.2	60.7	60.8	57.4	57.0	58.7	61.0	58.8
Top Speed [km/h]	62.7	61.9	60.2	61.2	61.3	59.1	58.2	59.5	62.3	60.9
Avg. Dist. to Rail [m]	1.2	1.2	1.2	1.1	2.9	3.0	2.3	0.9	3.3	5.8
Avg. Stride Freq. [Hz]	2.1	2.2	2.1	2.1	2.1	2.0	2.0	2.1	2.1	2.1
Avg. Stride Length [m]	6.5	7.8	7.8	8.0	8.2	7.9	7.8	7.9	8.1	7.9



- [ ] Ranking at each section and finish
- .-.- No data available at this section
- NA No data available



Horse/Jockey Name	Good Banter
Final Rank	7
Fastest Section Time (Section)	0:11.74 (1800m)
Top Speed [km/h] (Section)	63.3 (1800m)
Race State	Finished



Doomben QLD Professional

Race 8: ANZ BLOODSTOCK NEWS THE ROSES - 2000m

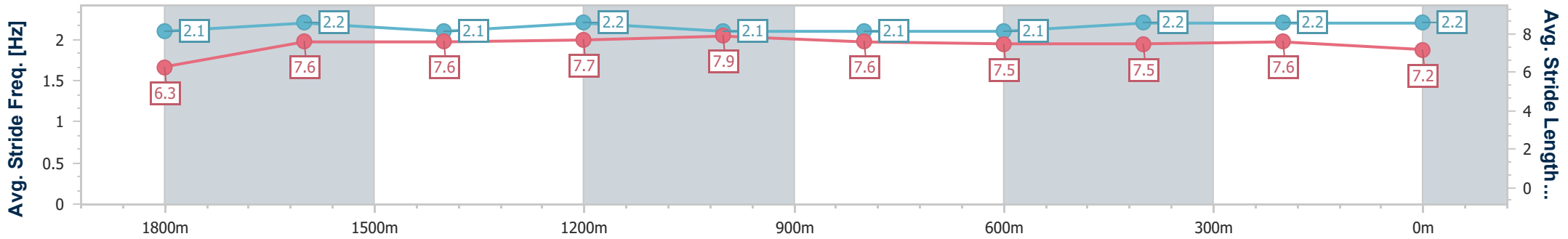
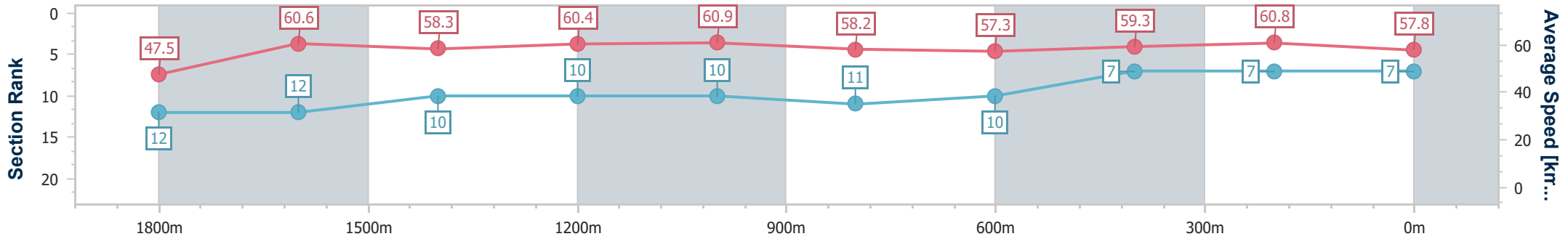
25 May 2024 - 15:18

Track Rating: Soft 6, Weather: Overcast, Rail Position: +2m Entire



BRISBANE RACING CLUB

Section	Overall	1800m	1600m	1400m	1200m	1000m	800m	600m	400m	200m
Section Times	2:04.47 [7] (0:15.16)	1:49.31 [12] (0:11.74)	1:37.57 [12] (0:12.26)	1:25.31 [10] (0:11.94)	1:13.37 [10] (0:11.84)	1:01.53 [10] (0:12.44)	0:49.09 [11] (0:12.66)	0:36.43 [10] (0:12.11)	0:24.32 [7] (0:11.82)	0:12.50 [7] (0:12.50)
Average Speed [km/h]	47.5	60.6	58.3	60.4	60.9	58.2	57.3	59.3	60.8	57.8
Top Speed [km/h]	62.4	63.3	59.6	61.3	61.8	60.0	59.3	60.5	61.6	59.3
Avg. Dist. to Rail [m]	3.3	2.3	1.4	0.7	2.1	1.8	1.5	0.8	2.1	4.5
Avg. Stride Freq. [Hz]	2.1	2.2	2.1	2.2	2.1	2.1	2.1	2.2	2.2	2.2
Avg. Stride Length [m]	6.3	7.6	7.6	7.7	7.9	7.6	7.5	7.5	7.6	7.2



- [ ] Ranking at each section and finish
- .-.- No data available at this section
- NA No data available



Horse/Jockey Name	Tutta La Vita
Final Rank	8
Fastest Section Time (Section)	0:11.75 (400m)
Top Speed [km/h] (Section)	63.1 (Overall)
Race State	Finished



Doomben QLD Professional

Race 8: ANZ BLOODSTOCK NEWS THE ROSES - 2000m

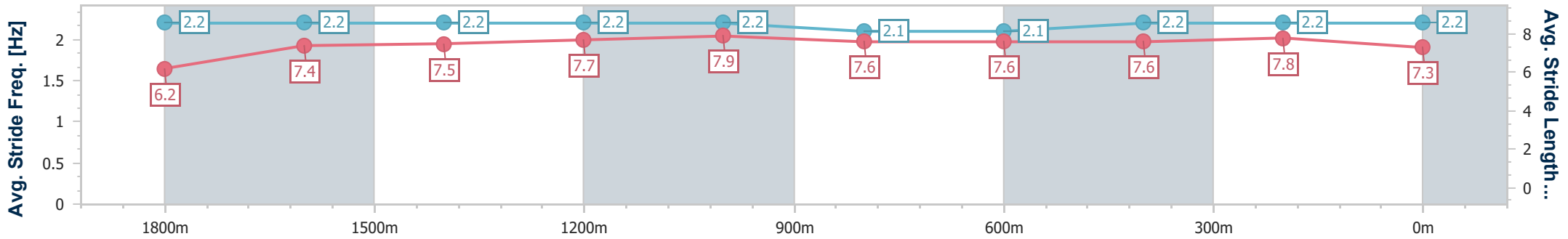
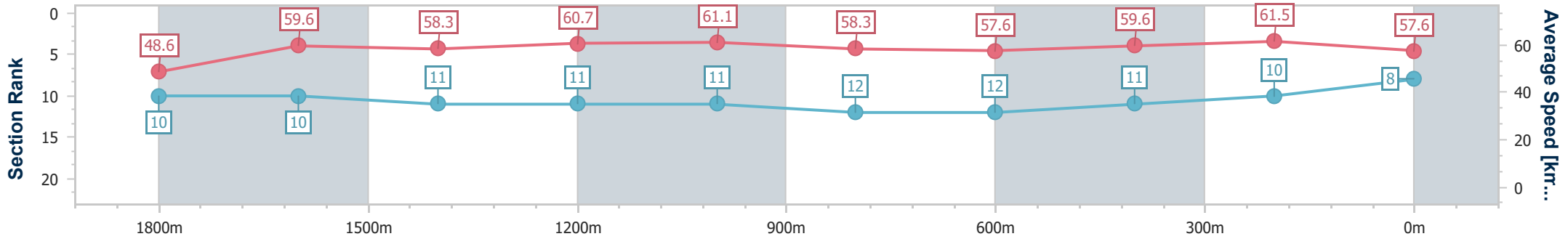
25 May 2024 - 15:18

Track Rating: Soft 6, Weather: Overcast, Rail Position: +2m Entire



BRISBANE RACING CLUB

Section	Overall	1800m	1600m	1400m	1200m	1000m	800m	600m	400m	200m
Section Times	2:04.60 [8] (0:14.84)	1:49.76 [10] (0:12.02)	1:37.74 [10] (0:12.38)	1:25.36 [11] (0:11.93)	1:13.43 [11] (0:11.79)	1:01.64 [11] (0:12.45)	0:49.19 [12] (0:12.69)	0:36.50 [12] (0:12.26)	0:24.24 [11] (0:11.75)	0:12.49 [10] (0:12.49)
Average Speed [km/h]	48.6	59.6	58.3	60.7	61.1	58.3	57.6	59.6	61.5	57.6
Top Speed [km/h]	63.1	62.8	60.3	61.6	62.5	60.5	61.2	61.2	62.9	60.4
Avg. Dist. to Rail [m]	1.6	0.5	0.4	1.2	2.4	3.2	2.8	2.4	4.7	7.6
Avg. Stride Freq. [Hz]	2.2	2.2	2.2	2.2	2.2	2.1	2.1	2.2	2.2	2.2
Avg. Stride Length [m]	6.2	7.4	7.5	7.7	7.9	7.6	7.6	7.6	7.8	7.3



- [ ] Ranking at each section and finish
- .-.- No data available at this section
- NA No data available



Horse/Jockey Name	Mollynickers
Final Rank	9
Fastest Section Time (Section)	0:11.80 (1400m)
Top Speed [km/h] (Section)	62.3 (1200m)
Race State	Finished



Doomben QLD Professional

Race 8: ANZ BLOODSTOCK NEWS THE ROSES - 2000m

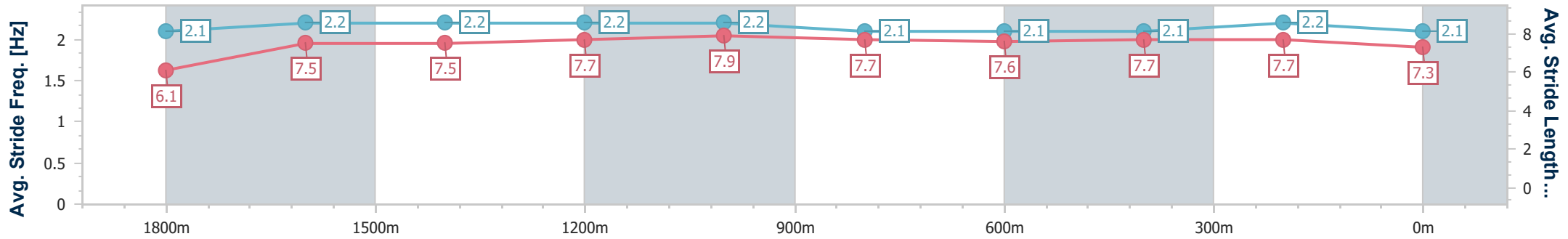
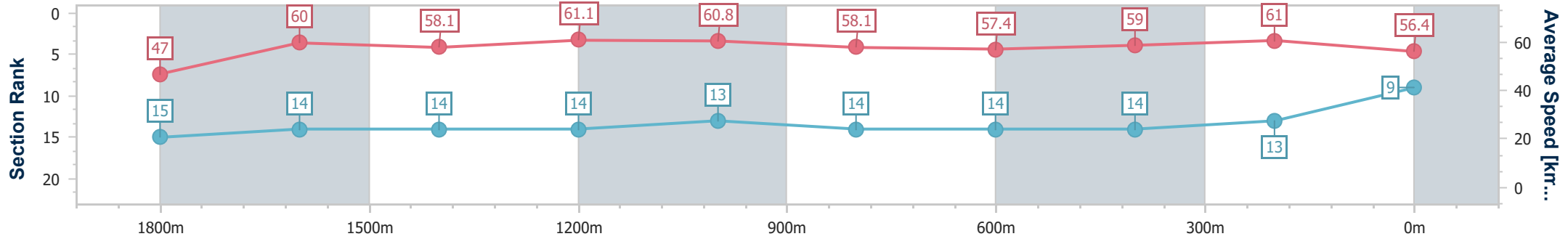
25 May 2024 - 15:18

Track Rating: Soft 6, Weather: Overcast, Rail Position: +2m Entire



BRISBANE RACING CLUB

Section	Overall	1800m	1600m	1400m	1200m	1000m	800m	600m	400m	200m
Section Times	2:04.97 [9] (0:15.38)	1:49.59 [15] (0:11.86)	1:37.73 [14] (0:12.31)	1:25.42 [14] (0:11.80)	1:13.62 [14] (0:11.83)	1:01.79 [13] (0:12.41)	0:49.38 [14] (0:12.66)	0:36.72 [14] (0:12.18)	0:24.54 [14] (0:11.82)	0:12.72 [13] (0:12.72)
Average Speed [km/h]	47.0	60.0	58.1	61.1	60.8	58.1	57.4	59.0	61.0	56.4
Top Speed [km/h]	61.3	61.6	59.2	61.9	62.3	59.5	60.4	60.2	61.7	59.5
Avg. Dist. to Rail [m]	7.3	1.9	1.6	0.6	1.8	1.4	1.0	0.5	0.7	2.1
Avg. Stride Freq. [Hz]	2.1	2.2	2.2	2.2	2.2	2.1	2.1	2.1	2.2	2.1
Avg. Stride Length [m]	6.1	7.5	7.5	7.7	7.9	7.7	7.6	7.7	7.7	7.3



- [ ] Ranking at each section and finish
- .-.- No data available at this section
- NA No data available



Horse/Jockey Name	Poifect
Final Rank	10
Fastest Section Time (Section)	0:11.37 (1800m)
Top Speed [km/h] (Section)	65.8 (1800m)
Race State	Finished



Doomben QLD Professional

Race 8: ANZ BLOODSTOCK NEWS THE ROSES - 2000m

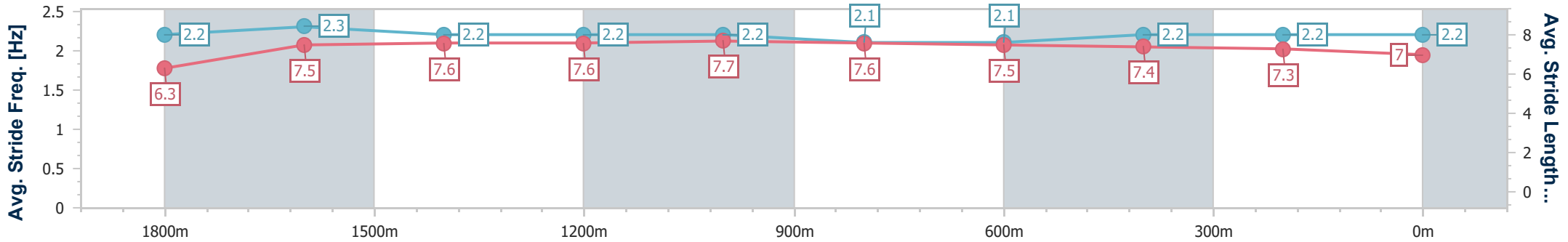
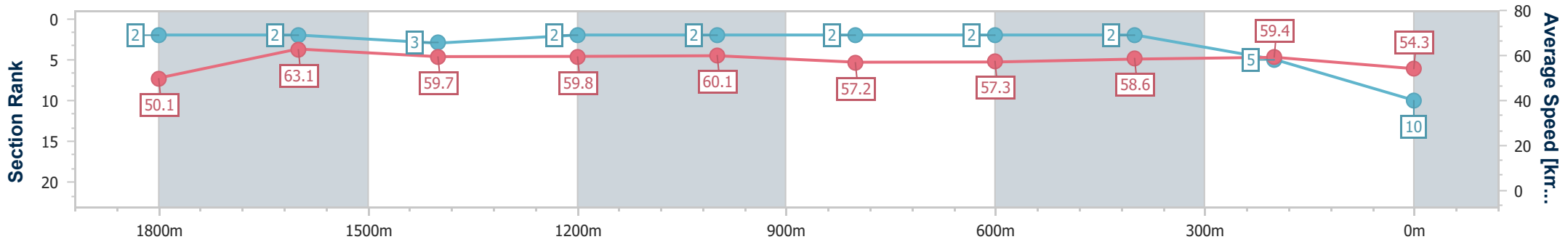
25 May 2024 - 15:18

Track Rating: Soft 6, Weather: Overcast, Rail Position: +2m Entire



BRISBANE RACING CLUB

Section	Overall	1800m	1600m	1400m	1200m	1000m	800m	600m	400m	200m
Section Times	2:05.18 [10] (0:14.40)	1:50.78 [2] (0:11.37)	1:39.41 [2] (0:12.09)	1:27.32 [3] (0:12.11)	1:15.21 [2] (0:12.03)	1:03.18 [2] (0:12.60)	0:50.58 [2] (0:12.74)	0:37.84 [2] (0:12.42)	0:25.42 [2] (0:12.20)	0:13.22 [5] (0:13.22)
Average Speed [km/h]	50.1	63.1	59.7	59.8	60.1	57.2	57.3	58.6	59.4	54.3
Top Speed [km/h]	64.9	65.8	60.2	60.2	61.2	59.6	57.7	59.2	60.1	58.0
Avg. Dist. to Rail [m]	7.3	1.0	0.5	1.2	2.3	2.3	2.1	1.6	4.7	7.5
Avg. Stride Freq. [Hz]	2.2	2.3	2.2	2.2	2.2	2.1	2.1	2.2	2.2	2.2
Avg. Stride Length [m]	6.3	7.5	7.6	7.6	7.7	7.6	7.5	7.4	7.3	7.0



- [ ] Ranking at each section and finish
- .-.- No data available at this section
- NA No data available



Horse/Jockey Name	Oceans Of Energy
Final Rank	11
Fastest Section Time (Section)	0:11.74 (400m)
Top Speed [km/h] (Section)	63.5 (400m)
Race State	Finished



Doomben QLD Professional

Race 8: ANZ BLOODSTOCK NEWS THE ROSES - 2000m

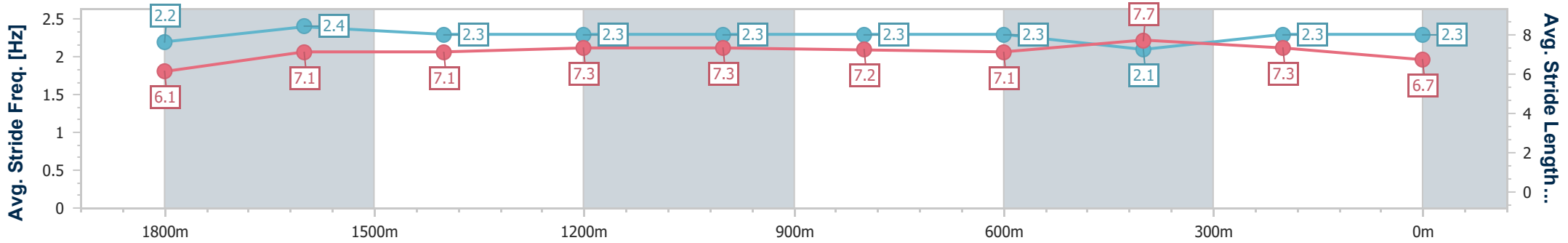
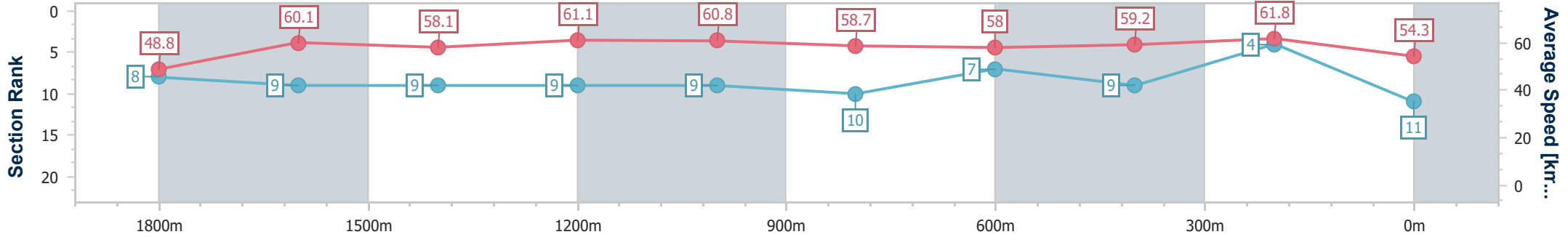
25 May 2024 - 15:18

Track Rating: Soft 6, Weather: Overcast, Rail Position: +2m Entire



BRISBANE RACING CLUB

Section	Overall	1800m	1600m	1400m	1200m	1000m	800m	600m	400m	200m
Section Times	2:05.20 [11] (0:14.75)	1:50.45 [8] (0:11.99)	1:38.46 [9] (0:12.35)	1:26.11 [9] (0:11.95)	1:14.16 [9] (0:11.86)	1:02.30 [9] (0:12.38)	0:49.92 [10] (0:12.54)	0:37.38 [7] (0:12.39)	0:24.99 [9] (0:11.74)	0:13.25 [4] (0:13.25)
Average Speed [km/h]	48.8	60.1	58.1	61.1	60.8	58.7	58.0	59.2	61.8	54.3
Top Speed [km/h]	63.2	63.3	59.6	61.9	62.0	60.9	60.3	61.3	63.5	60.6
Avg. Dist. to Rail [m]	7.3	0.6	0.6	1.9	3.5	3.2	2.5	2.8	6.4	7.8
Avg. Stride Freq. [Hz]	2.2	2.4	2.3	2.3	2.3	2.3	2.3	2.1	2.3	2.3
Avg. Stride Length [m]	6.1	7.1	7.1	7.3	7.3	7.2	7.1	7.7	7.3	6.7



- [ ] Ranking at each section and finish
- .-.- No data available at this section
- NA No data available



Horse/Jockey Name	Pier Pressure
Final Rank	12
Fastest Section Time (Section)	0:11.59 (1800m)
Top Speed [km/h] (Section)	64.8 (Overall)
Race State	Finished



Doomben QLD Professional

Race 8: ANZ BLOODSTOCK NEWS THE ROSES - 2000m

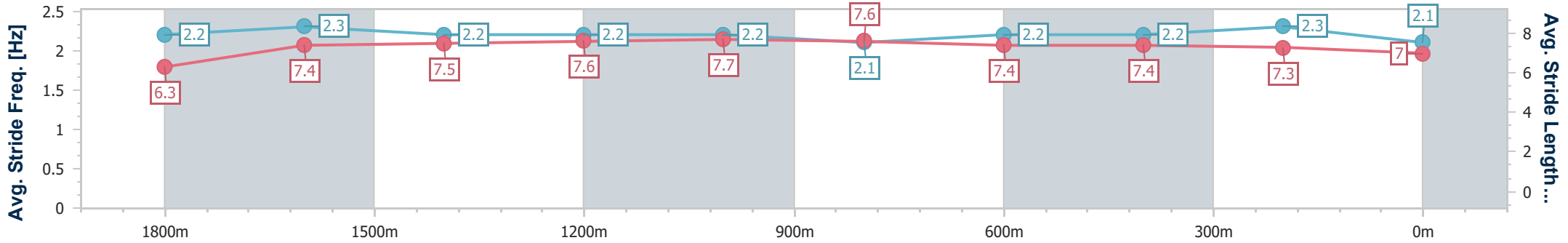
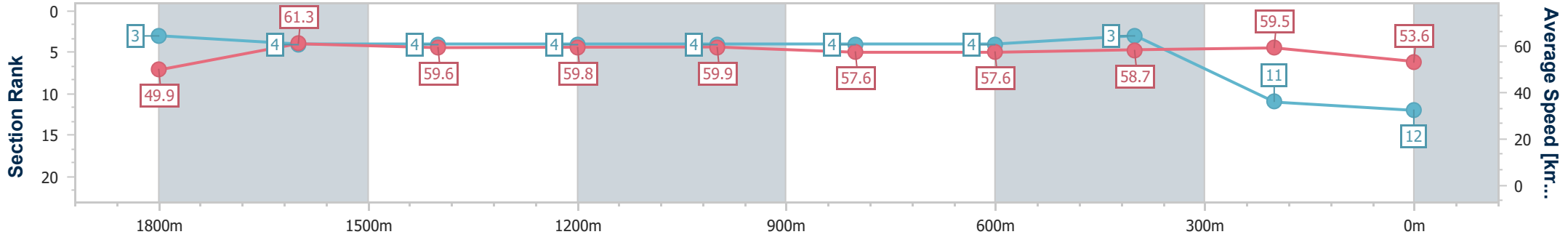
25 May 2024 - 15:18

Track Rating: Soft 6, Weather: Overcast, Rail Position: +2m Entire



BRISBANE RACING CLUB

Section	Overall	1800m	1600m	1400m	1200m	1000m	800m	600m	400m	200m
Section Times	2:05.58 [12] (0:14.44)	1:51.14 [3] (0:11.59)	1:39.55 [4] (0:12.01)	1:27.54 [4] (0:12.19)	1:15.35 [4] (0:12.02)	1:03.33 [4] (0:12.58)	0:50.75 [4] (0:12.62)	0:38.13 [4] (0:12.52)	0:25.61 [3] (0:12.20)	0:13.41 [11] (0:13.41)
Average Speed [km/h]	49.9	61.3	59.6	59.8	59.9	57.6	57.6	58.7	59.5	53.6
Top Speed [km/h]	64.8	64.7	60.4	60.1	60.9	59.1	58.7	59.9	60.5	57.9
Avg. Dist. to Rail [m]	5.4	2.5	0.9	1.8	3.3	2.1	2.3	3.3	6.0	8.1
Avg. Stride Freq. [Hz]	2.2	2.3	2.2	2.2	2.2	2.1	2.2	2.2	2.3	2.1
Avg. Stride Length [m]	6.3	7.4	7.5	7.6	7.7	7.6	7.4	7.4	7.3	7.0



- [ ] Ranking at each section and finish
- .-.-.- No data available at this section
- NA No data available



Horse/Jockey Name	Amazonian Lass
Final Rank	13
Fastest Section Time (Section)	0:11.33 (1800m)
Top Speed [km/h] (Section)	66.0 (1800m)
Race State	Finished



Doomben QLD Professional

Race 8: ANZ BLOODSTOCK NEWS THE ROSES - 2000m

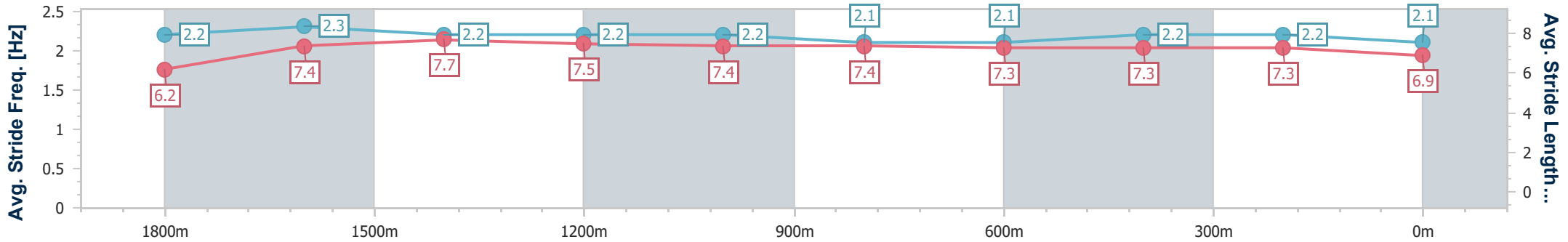
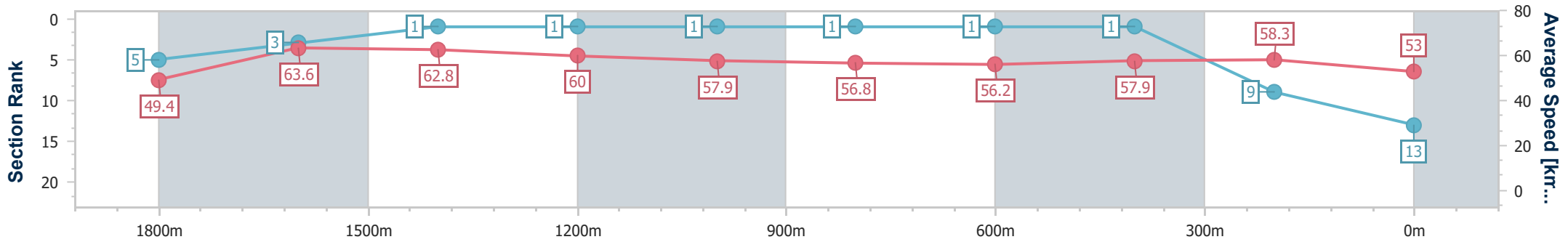
25 May 2024 - 15:18

Track Rating: Soft 6, Weather: Overcast, Rail Position: +2m Entire



BRISBANE RACING CLUB

Section	Overall	1800m	1600m	1400m	1200m	1000m	800m	600m	400m	200m
Section Times	2:05.65 [13] (0:14.60)	1:51.05 [5] (0:11.33)	1:39.72 [3] (0:11.38)	1:28.34 [1] (0:12.03)	1:16.31 [1] (0:12.43)	1:03.88 [1] (0:12.66)	0:51.22 [1] (0:12.81)	0:38.41 [1] (0:12.45)	0:25.96 [1] (0:12.38)	0:13.58 [9] (0:13.58)
Average Speed [km/h]	49.4	63.6	62.8	60.0	57.9	56.8	56.2	57.9	58.3	53.0
Top Speed [km/h]	64.8	66.0	64.6	61.4	59.6	57.8	56.8	59.7	59.5	57.8
Avg. Dist. to Rail [m]	9.5	2.2	2.4	0.7	1.9	0.8	0.2	0.3	2.2	3.7
Avg. Stride Freq. [Hz]	2.2	2.3	2.2	2.2	2.2	2.1	2.1	2.2	2.2	2.1
Avg. Stride Length [m]	6.2	7.4	7.7	7.5	7.4	7.4	7.3	7.3	7.3	6.9



- [ ] Ranking at each section and finish
- .-.- No data available at this section
- NA No data available





Horse/Jockey Name	Red Defcon
Final Rank	14
Fastest Section Time (Section)	0:11.50 (1800m)
Top Speed [km/h] (Section)	65.4 (Overall)
Race State	Finished



Doomben QLD Professional

Race 8: ANZ BLOODSTOCK NEWS THE ROSES - 2000m

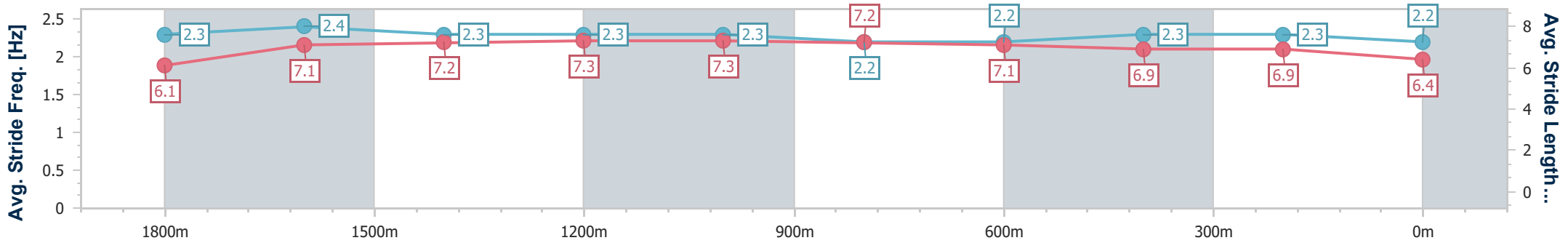
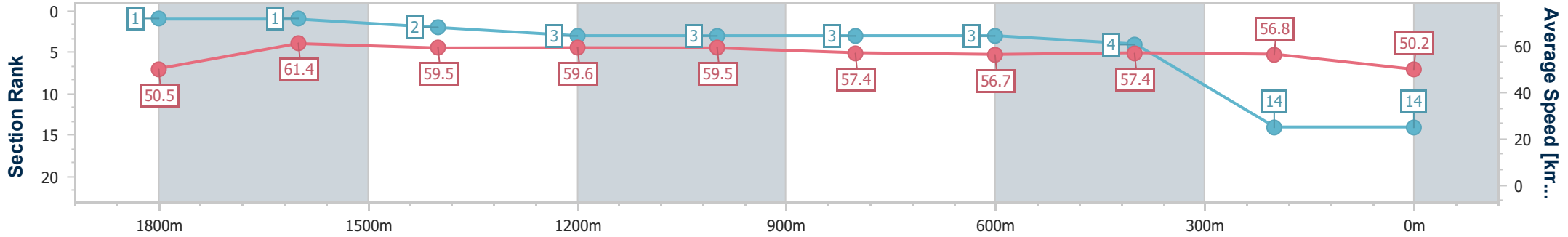
25 May 2024 - 15:18

Track Rating: Soft 6, Weather: Overcast, Rail Position: +2m Entire



BRISBANE RACING CLUB

Section	Overall	1800m	1600m	1400m	1200m	1000m	800m	600m	400m	200m
Section Times	2:06.99 [14] (0:14.25)	1:52.74 [1] (0:11.50)	1:41.24 [1] (0:12.04)	1:29.20 [2] (0:12.18)	1:17.02 [3] (0:12.11)	1:04.91 [3] (0:12.57)	0:52.34 [3] (0:12.77)	0:39.57 [3] (0:12.56)	0:27.01 [4] (0:12.67)	0:14.34 [14] (0:14.34)
Average Speed [km/h]	50.5	61.4	59.5	59.6	59.5	57.4	56.7	57.4	56.8	50.2
Top Speed [km/h]	65.4	63.6	60.5	60.3	60.8	59.1	57.2	58.4	58.4	54.5
Avg. Dist. to Rail [m]	4.4	3.8	1.3	1.2	2.1	1.5	0.8	0.3	2.2	4.3
Avg. Stride Freq. [Hz]	2.3	2.4	2.3	2.3	2.3	2.2	2.2	2.3	2.3	2.2
Avg. Stride Length [m]	6.1	7.1	7.2	7.3	7.3	7.2	7.1	6.9	6.9	6.4



- [ ] Ranking at each section and finish
- .-.- No data available at this section
- NA No data available



Horse/Jockey Name	Dolphin Skin
Final Rank	15
Fastest Section Time (Section)	0:11.78 (1200m)
Top Speed [km/h] (Section)	63.0 (1200m)
Race State	Finished



Doomben QLD Professional

Race 8: ANZ BLOODSTOCK NEWS THE ROSES - 2000m

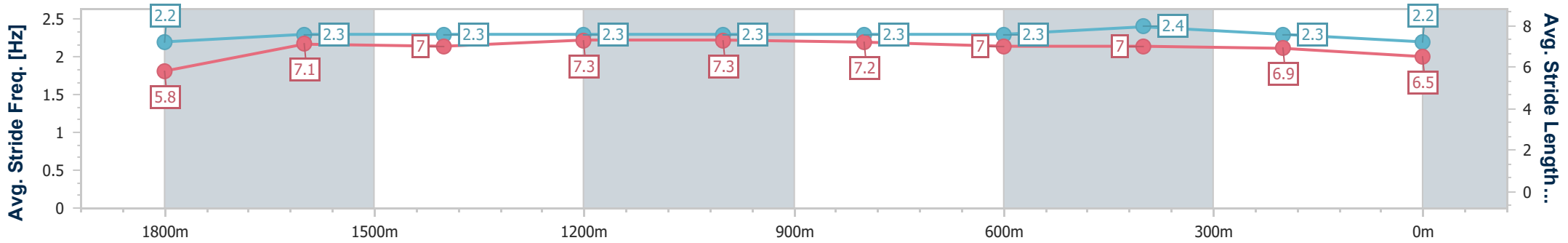
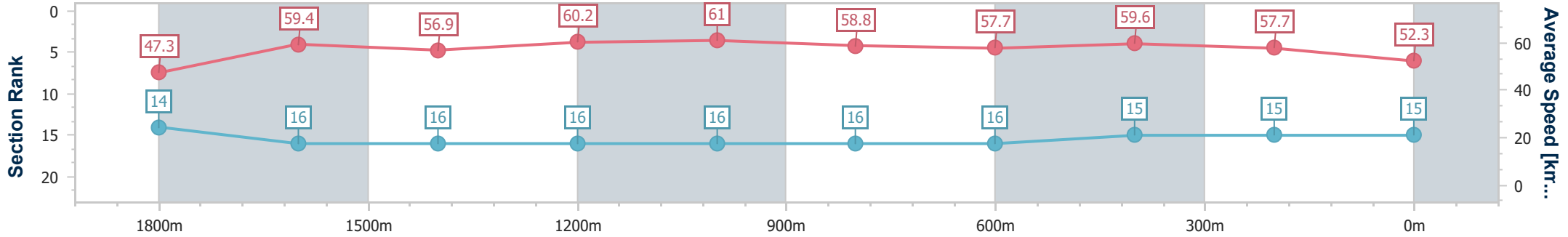
25 May 2024 - 15:18

Track Rating: Soft 6, Weather: Overcast, Rail Position: +2m Entire



BRISBANE RACING CLUB

Section	Overall	1800m	1600m	1400m	1200m	1000m	800m	600m	400m	200m
Section Times	2:07.09 [15] (0:15.24)	1:51.85 [14] (0:12.15)	1:39.70 [16] (0:12.69)	1:27.01 [16] (0:12.01)	1:15.00 [16] (0:11.78)	1:03.22 [16] (0:12.30)	0:50.92 [16] (0:12.62)	0:38.30 [16] (0:12.08)	0:26.22 [15] (0:12.44)	0:13.78 [15] (0:13.78)
Average Speed [km/h]	47.3	59.4	56.9	60.2	61.0	58.8	57.7	59.6	57.7	52.3
Top Speed [km/h]	62.3	62.4	58.7	62.0	63.0	60.2	60.0	60.4	59.0	58.0
Avg. Dist. to Rail [m]	5.8	0.6	0.6	0.7	2.2	2.7	1.3	0.6	2.8	6.4
Avg. Stride Freq. [Hz]	2.2	2.3	2.3	2.3	2.3	2.3	2.3	2.4	2.3	2.2
Avg. Stride Length [m]	5.8	7.1	7.0	7.3	7.3	7.2	7.0	7.0	6.9	6.5



- [ ] Ranking at each section and finish
- .-.- No data available at this section
- NA No data available



Horse/Jockey Name	Private Legacy
Final Rank	16
Fastest Section Time (Section)	0:11.62 (1800m)
Top Speed [km/h] (Section)	65.6 (1800m)
Race State	Finished



Doomben QLD Professional

Race 8: ANZ BLOODSTOCK NEWS THE ROSES - 2000m

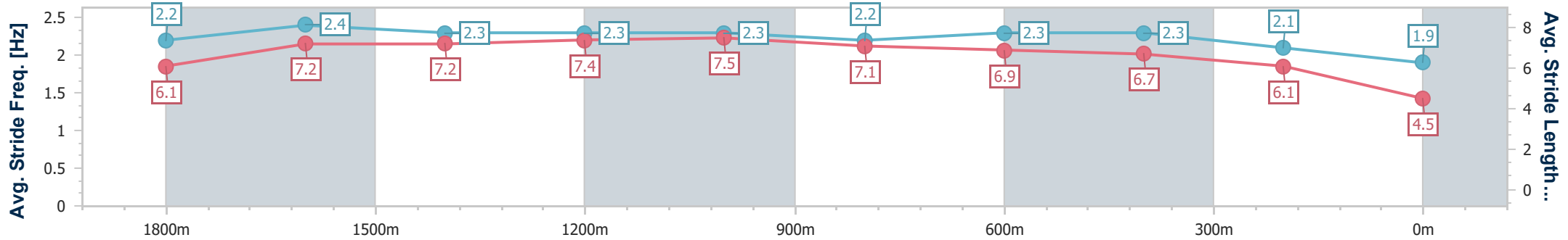
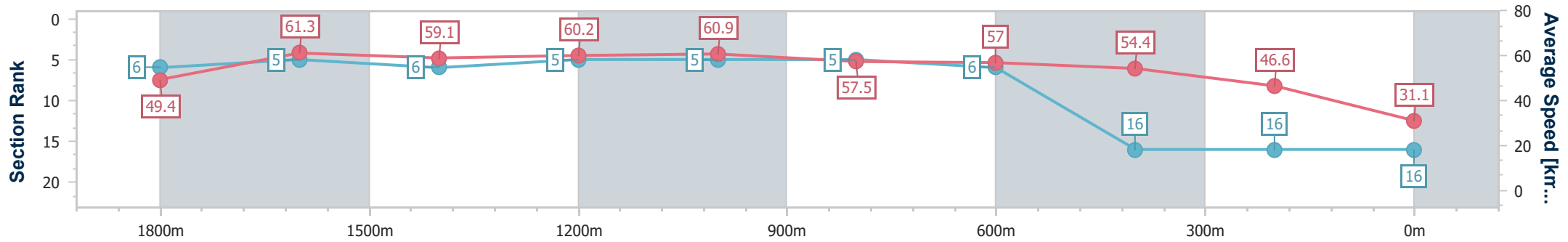
25 May 2024 - 15:18

Track Rating: Soft 6, Weather: Overcast, Rail Position: +2m Entire



BRISBANE RACING CLUB

Section	Overall	1800m	1600m	1400m	1200m	1000m	800m	600m	400m	200m
Section Times	2:19.80 [16] (0:14.61)	2:05.19 [6] (0:11.62)	1:53.57 [5] (0:12.19)	1:41.38 [6] (0:12.11)	1:29.27 [5] (0:11.89)	1:17.38 [5] (0:12.57)	1:04.81 [5] (0:12.79)	0:52.02 [6] (0:13.36)	0:38.66 [16] (0:15.56)	0:23.10 [16] (0:23.10)
Average Speed [km/h]	49.4	61.3	59.1	60.2	60.9	57.5	57.0	54.4	46.6	31.1
Top Speed [km/h]	64.7	65.6	59.8	60.6	61.1	58.8	57.8	57.2	51.4	40.6
Avg. Dist. to Rail [m]	9.8	1.5	0.8	2.2	3.3	2.7	2.3	1.9	5.3	10.2
Avg. Stride Freq. [Hz]	2.2	2.4	2.3	2.3	2.3	2.2	2.3	2.3	2.1	1.9
Avg. Stride Length [m]	6.1	7.2	7.2	7.4	7.5	7.1	6.9	6.7	6.1	4.5



- [ ] Ranking at each section and finish
- .-.- No data available at this section
- NA No data available



# Doomben QLD Professional

## Race 9: XXXX DOOMBEN CUP - 2000m

25 May 2024 - 15:59



BRISBANE  
RACING CLUB

Track Rating: Soft 6, Weather: Overcast, Rail Position: +2m Entire

Section		Overall	1800m	1600m	1400m	1200m	1000m	800m	Last 600m				
Field Times		2:03.62 (0:14.16)	1:49.46 (0:11.48)	1:37.98 (0:12.02)	1:25.96 (0:12.64)	1:13.32 (0:12.73)	1:00.59 (0:12.70)	0:47.89 (0:12.04)	0:35.85				
Rank	TAB Horse/Jockey	Barrier	Top Speed [km/h]	Fastest Section									Distance Travelled [m]
1	11 BOIS D'ARGENT Blake Shinn	9	64.4 Overall	0:11.48 1800m	2:03.62 [1] (0:14.16)	1:49.46 [1] (0:11.48)	1:37.98 [1] (0:12.02)	1:25.96 [1] (0:12.64)	1:13.32 [1] (0:12.73)	1:00.59 [1] (0:12.70)	0:47.89 [1] (0:12.04)	0:35.85	
2	14 NEW ENDEAVOUR Craig Williams	4	64.1 1800m	0:11.55 1800m	2:03.63 [2] (0:14.35)	1:49.28 [6] (0:11.55)	1:37.73 [4] (0:12.31)	1:25.42 [3] (0:12.54)	1:12.88 [3] (0:12.70)	1:00.18 [3] (0:12.58)	0:47.60 [4] (0:12.07)	0:35.53	+2
3	12 FAWKNER PARK Tyler Schiller	8	64.1 800m	0:11.46 400m	2:03.67 [3] (0:14.86)	1:48.81 [12] (0:12.07)	1:36.74 [12] (0:12.26)	1:24.48 [13] (0:12.50)	1:11.98 [12] (0:12.70)	0:59.28 [12] (0:12.55)	0:46.73 [12] (0:11.73)	0:35.00	+13
4	2 HUETOR Tommy Berry	11	63.8 400m	0:11.49 600m	2:03.84 [4] (0:15.12)	1:48.72 [13] (0:11.82)	1:36.90 [13] (0:11.94)	1:24.96 [11] (0:12.40)	1:12.56 [8] (0:12.71)	0:59.85 [8] (0:12.56)	0:47.29 [9] (0:11.89)	0:35.40	+0
5	10 NAVAL COLLEGE Tom Sherry	13	65.6 Overall	0:11.49 1800m	2:04.06 [5] (0:14.20)	1:49.86 [2] (0:11.49)	1:38.37 [2] (0:12.34)	1:26.03 [2] (0:12.62)	1:13.41 [2] (0:12.73)	1:00.68 [2] (0:12.59)	0:48.09 [2] (0:12.05)	0:36.04	+15
6	3 KOVALICA Nash Rawiller	3	65.1 600m	0:11.50 400m	2:04.09 [6] (0:14.56)	1:49.53 [9] (0:11.87)	1:37.66 [9] (0:12.40)	1:25.26 [9] (0:12.72)	1:12.54 [10] (0:12.69)	0:59.85 [10] (0:12.48)	0:47.37 [10] (0:12.01)	0:35.36	+18
7	13 HEZASHOCKA Michael Dee	6	64.5 400m	0:11.29 400m	2:04.09 [7] (0:14.77)	1:49.32 [11] (0:11.88)	1:37.44 [11] (0:12.29)	1:25.15 [12] (0:12.88)	1:12.27 [13] (0:12.83)	0:59.44 [13] (0:12.49)	0:46.95 [13] (0:11.93)	0:35.02	+10
8	4 DETONATOR JACK James McDonald	10	64.4 Overall	0:11.61 1800m	2:04.12 [8] (0:14.28)	1:49.84 [4] (0:11.61)	1:38.23 [3] (0:12.36)	1:25.87 [4] (0:12.58)	1:13.29 [4] (0:12.71)	1:00.58 [4] (0:12.61)	0:47.97 [6] (0:12.04)	0:35.93	+11
9	15 AMOKURA Mark Zahra	12	65.1 400m	0:11.44 400m	2:04.14 [9] (0:15.31)	1:48.83 [14] (0:11.94)	1:36.89 [14] (0:12.36)	1:24.53 [14] (0:12.41)	1:12.12 [14] (0:12.70)	0:59.42 [14] (0:12.52)	0:46.90 [14] (0:11.81)	0:35.09	+21
10	7 YOUNG WERTHER Damian Lane	1	65.3 Overall	0:11.64 1800m	2:04.47 [10] (0:14.38)	1:50.09 [8] (0:11.64)	1:38.45 [6] (0:12.67)	1:25.78 [8] (0:12.39)	1:13.39 [6] (0:12.71)	1:00.68 [6] (0:12.60)	0:48.08 [8] (0:12.01)	0:36.07	+5

Scratched: Kind Words (#16), Hoo Ya Mal (#9)

[ ] Ranking at each section and finish  
 -:-:- No data available at this section  
 NA No data available

SCN Saddle cloth number  
 DNF Did not finish  
 DNT Did not track



**Doomben QLD Professional**  
**Race 9: XXXX DOOMBEN CUP - 2000m**  
**25 May 2024 - 15:59**



Track Rating: Soft 6, Weather: Overcast, Rail Position: +2m Entire

Section	Overall	1800m	1600m	1400m	1200m	1000m	800m	Last 600m						
Field Times	2:03.62 (0:14.16)	1:49.46 (0:11.48)	1:37.98 (0:12.02)	1:25.96 (0:12.64)	1:13.32 (0:12.73)	1:00.59 (0:12.70)	0:47.89 (0:12.04)	0:35.85						
Rank	TAB	Horse/Jockey	Barrier	Top Speed [km/h]	Fastest Section									Distance Travelled [m]
11	1	NUMERIAN Jamie Mott	7	64.8 Overall	0:11.68 1800m	2:04.51 [11] (0:14.27)	1:50.24 [3] (0:11.68)	1:38.56 [5] (0:12.46)	1:26.10 [5] (0:12.57)	1:13.53 [5] (0:12.65)	1:00.88 [5] (0:12.58)	0:48.30 [7] (0:12.10)	0:36.20	+24
12	5	VOW AND DECLARE Billy Egan	5	63.5 600m	0:11.73 600m	2:04.57 [12] (0:14.71)	1:49.86 [10] (0:11.85)	1:38.01 [10] (0:12.29)	1:25.72 [10] (0:12.74)	1:12.98 [11] (0:12.77)	1:00.21 [11] (0:12.51)	0:47.70 [11] (0:11.97)	0:35.73	+12
13	6	SERPENTINE Tim Clark	16	64.6 Overall	0:11.78 600m	2:04.57 [13] (0:14.36)	1:50.21 [7] (0:11.83)	1:38.38 [8] (0:12.44)	1:25.94 [7] (0:12.74)	1:13.20 [9] (0:12.65)	1:00.55 [9] (0:11.96)	0:48.59 [3] (0:12.08)	0:36.51	+14
14	8	EL BODEGON James Orman	15	65.0 1800m	0:11.81 1800m	2:06.30 [14] (0:14.28)	1:52.02 [5] (0:11.81)	1:40.21 [7] (0:12.46)	1:27.75 [6] (0:12.62)	1:15.13 [7] (0:12.78)	1:02.35 [7] (0:12.18)	0:50.17 [5] (0:12.22)	0:37.95	+18

Scratched: Kind Words (#16), Hoo Ya Mal (#9)

[ ] Ranking at each section and finish  
 -:-:- No data available at this section  
 NA No data available

SCN Saddle cloth number  
 DNF Did not finish  
 DNT Did not track



**Doomben QLD Professional**  
**Race 9: XXXX DOOMBEN CUP - 2000m**  
**25 May 2024 - 15:59**



BRISBANE  
RACING CLUB

Track Rating: Soft 6, Weather: Overcast, Rail Position: +2m Entire

Section				600m	400m	200m			Last 600m	
Field Times				0:35.85 (0:11.72)	0:24.13 (0:11.73)	0:12.40 (0:12.40)			0:35.85	
Rank	TAB Horse/Jockey	Barrier	Top Speed [km/h]	Fastest Section	Margin			Distance Travelled [m]		
1	11 <b>BOIS D'ARGENT</b> Blake Shinn	9	64.4 Overall	0:11.48 1800m	0:35.85 [1] (0:11.72)	0:24.13 [1] (0:11.73)	0:12.40 [1] (0:12.40)	2:03.62	0:35.85	
2	14 <b>NEW ENDEAVOUR</b> Craig Williams	4	64.1 1800m	0:11.55 1800m	0:35.53 [4] (0:11.68)	0:23.85 [2] (0:11.61)	0:12.24 [2] (0:12.24)	0.05L	0:35.53	+2
3	12 <b>FAWKNER PARK</b> Tyler Schiller	8	64.1 800m	0:11.46 400m	0:35.00 [10] (0:11.58)	0:23.42 [7] (0:11.46)	0:11.96 [6] (0:11.96)	0.29L	0:35.00	+13
4	2 <b>HUETOR</b> Tommy Berry	11	63.8 400m	0:11.49 600m	0:35.40 [9] (0:11.49)	0:23.91 [6] (0:11.51)	0:12.40 [3] (0:12.40)	1.25L	0:35.40	+0
5	10 <b>NAVAL COLLEGE</b> Tom Sherry	13	65.6 Overall	0:11.49 1800m	0:36.04 [2] (0:11.84)	0:24.20 [4] (0:11.82)	0:12.38 [5] (0:12.38)	2.54L	0:36.04	+15
6	3 <b>KOVALICA</b> Nash Rawiller	3	65.1 600m	0:11.50 400m	0:35.36 [11] (0:11.58)	0:23.78 [9] (0:11.50)	0:12.28 [7] (0:12.28)	2.74L	0:35.36	+18
7	13 <b>HEZASHOCKA</b> Michael Dee	6	64.5 400m	0:11.29 400m	0:35.02 [14] (0:11.61)	0:23.41 [13] (0:11.29)	0:12.12 [10] (0:12.12)	2.77L	0:35.02	+10
8	4 <b>DETONATOR JACK</b> James McDonald	10	64.4 Overall	0:11.61 1800m	0:35.93 [5] (0:11.73)	0:24.20 [5] (0:11.68)	0:12.52 [4] (0:12.52)	2.93L	0:35.93	+11
9	15 <b>AMOKURA</b> Mark Zahra	12	65.1 400m	0:11.44 400m	0:35.09 [13] (0:11.63)	0:23.46 [14] (0:11.44)	0:12.02 [11] (0:12.02)	3.07L	0:35.09	+21
10	7 <b>YOUNG WERTHER</b> Damian Lane	1	65.3 Overall	0:11.64 1800m	0:36.07 [8] (0:11.93)	0:24.14 [10] (0:11.80)	0:12.34 [12] (0:12.34)	5L	0:36.07	+5

Scratched: Kind Words (#16), Hoo Ya Mal (#9)



**Doomben QLD Professional**  
**Race 9: XXXX DOOMBEN CUP - 2000m**  
**25 May 2024 - 15:59**



Track Rating: Soft 6, Weather: Overcast, Rail Position: +2m Entire

Section		600m	400m	200m				Last 600m		
Field Times		0:35.85 (0:11.72)	0:24.13 (0:11.73)	0:12.40 (0:12.40)				0:35.85		
Rank	TAB Horse/Jockey	Barrier	Top Speed [km/h]	Fastest Section	Margin			Distance Travelled [m]		
11	1 <b>NUMERIAN</b> Jamie Mott	7	64.8 Overall	0:11.68 1800m	0:36.20 [6] (0:11.97)	0:24.23 [8] (0:11.68)	0:12.55 [9] (0:12.55)	5.2L	0:36.20	+24
12	5 <b>VOW AND DECLARE</b> Billy Egan	5	63.5 600m	0:11.73 600m	0:35.73 [12] (0:11.73)	0:24.00 [12] (0:11.79)	0:12.21 [13] (0:12.21)	5.54L	0:35.73	+12
13	6 <b>SERPENTINE</b> Tim Clark	16	64.6 Overall	0:11.78 600m	0:36.51 [3] (0:11.78)	0:24.73 [3] (0:12.01)	0:12.72 [8] (0:12.72)	5.59L	0:36.51	+14
14	8 <b>EL BODEGON</b> James Orman	15	65.0 1800m	0:11.81 1800m	0:37.95 [7] (0:12.14)	0:25.81 [11] (0:12.18)	0:13.63 [14] (0:13.63)	15.74L	0:37.95	+18

Scratched: Kind Words (#16), Hoo Ya Mal (#9)



Horse/Jockey Name	Bois D'argent
Final Rank	1
Fastest Section Time (Section)	0:11.48 (1800m)
Top Speed [km/h] (Section)	64.4 (Overall)
Race State	Finished

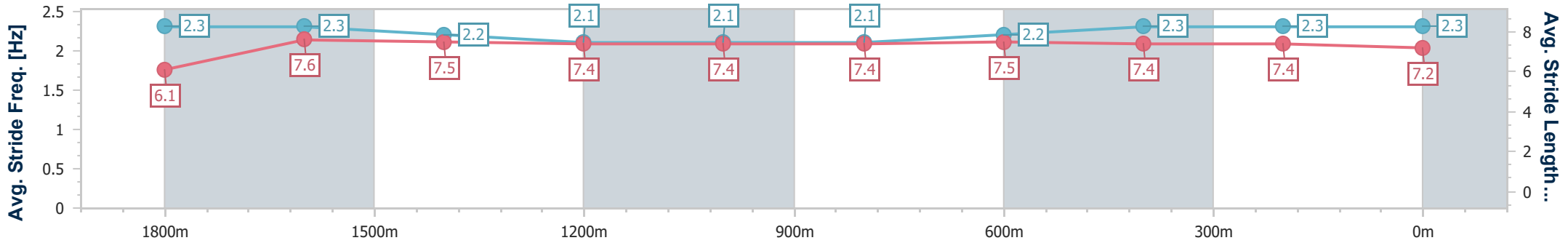
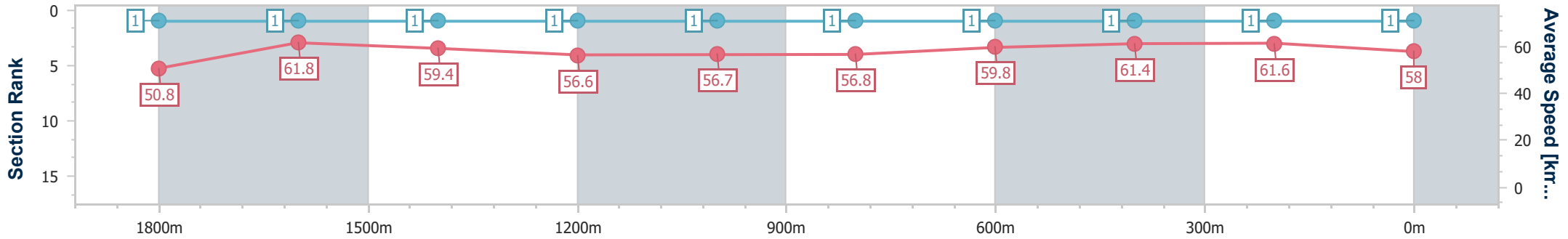


Doomben QLD Professional  
 Race 9: XXXX DOOMBEN CUP - 2000m  
 25 May 2024 - 15:59  
 Track Rating: Soft 6, Weather: Overcast, Rail Position: +2m Entire



BRISBANE  
RACING CLUB

Section	Overall	1800m	1600m	1400m	1200m	1000m	800m	600m	400m	200m
Section Times	2:03.62 [1] (0:14.16)	1:49.46 [1] (0:11.48)	1:37.98 [1] (0:12.02)	1:25.96 [1] (0:12.64)	1:13.32 [1] (0:12.73)	1:00.59 [1] (0:12.70)	0:47.89 [1] (0:12.04)	0:35.85 [1] (0:11.72)	0:24.13 [1] (0:11.73)	0:12.40 [1] (0:12.40)
Average Speed [km/h]	50.8	61.8	59.4	56.6	56.7	56.8	59.8	61.4	61.6	58.0
Top Speed [km/h]	64.4	64.3	60.3	57.3	56.8	57.6	61.0	62.3	62.4	60.9
Avg. Dist. to Rail [m]	3.3	2.4	2.7	0.5	0.7	0.7	0.2	0.2	2.4	1.4
Avg. Stride Freq. [Hz]	2.3	2.3	2.2	2.1	2.1	2.1	2.2	2.3	2.3	2.3
Avg. Stride Length [m]	6.1	7.6	7.5	7.4	7.4	7.4	7.5	7.4	7.4	7.2



- [ ] Ranking at each section and finish
- .-.- No data available at this section
- NA No data available





Horse/Jockey Name	New Endeavour
Final Rank	2
Fastest Section Time (Section)	0:11.55 (1800m)
Top Speed [km/h] (Section)	64.1 (1800m)
Race State	Finished

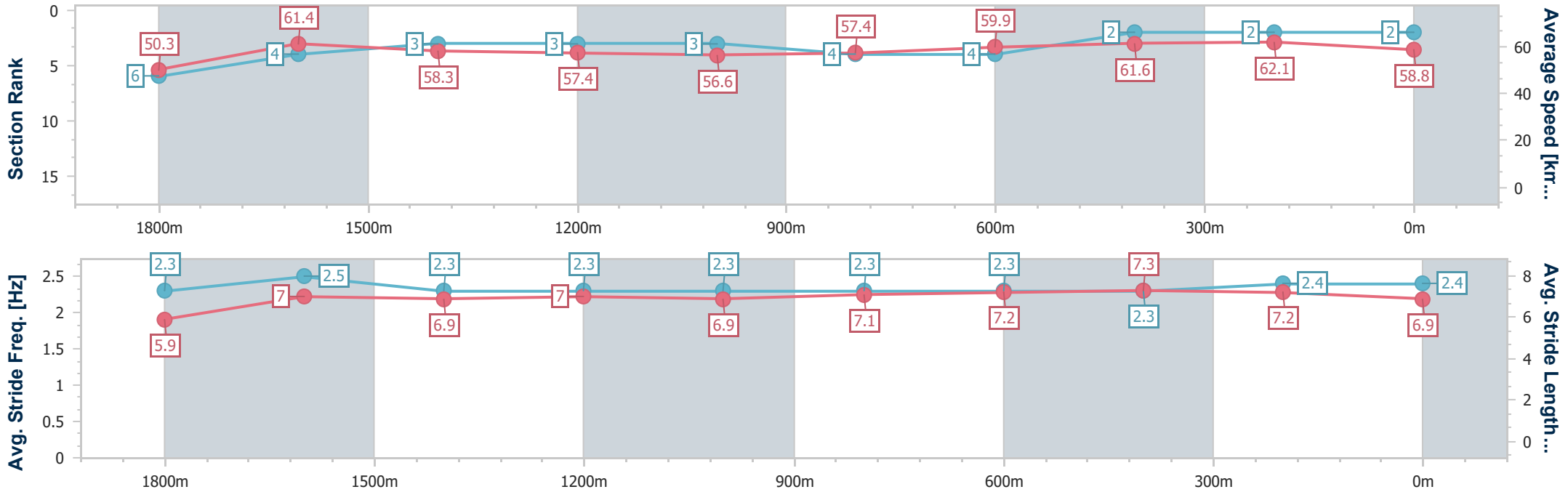


**Doomben QLD Professional**  
**Race 9: XXXX DOOMBEN CUP - 2000m**  
 25 May 2024 - 15:59  
 Track Rating: Soft 6, Weather: Overcast, Rail Position: +2m Entire



BRISBANE  
RACING CLUB

Section	Overall	1800m	1600m	1400m	1200m	1000m	800m	600m	400m	200m
Section Times	2:03.63 [2] (0:14.35)	1:49.28 [6] (0:11.55)	1:37.73 [4] (0:12.31)	1:25.42 [3] (0:12.54)	1:12.88 [3] (0:12.70)	1:00.18 [3] (0:12.58)	0:47.60 [4] (0:12.07)	0:35.53 [4] (0:11.68)	0:23.85 [2] (0:11.61)	0:12.24 [2] (0:12.24)
Average Speed [km/h]	50.3	61.4	58.3	57.4	56.6	57.4	59.9	61.6	62.1	58.8
Top Speed [km/h]	64.1	64.1	59.7	58.3	57.6	58.5	61.7	63.3	63.4	61.7
Avg. Dist. to Rail [m]	1.2	1.9	0.7	0.3	0.3	0.6	0.5	0.2	3.3	3.1
Avg. Stride Freq. [Hz]	2.3	2.5	2.3	2.3	2.3	2.3	2.3	2.3	2.4	2.4
Avg. Stride Length [m]	5.9	7.0	6.9	7.0	6.9	7.1	7.2	7.3	7.2	6.9



- [ ] Ranking at each section and finish
- .-.- No data available at this section
- NA No data available



Horse/Jockey Name	Fawkner Park
Final Rank	3
Fastest Section Time (Section)	0:11.46 (400m)
Top Speed [km/h] (Section)	64.1 (800m)
Race State	Finished

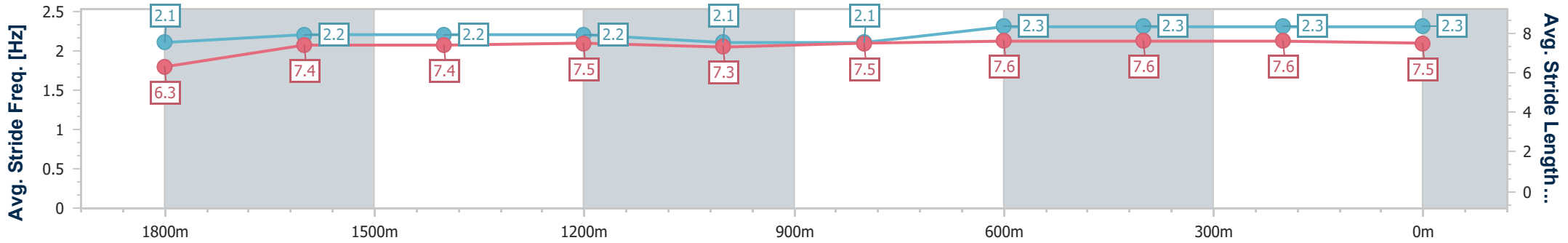
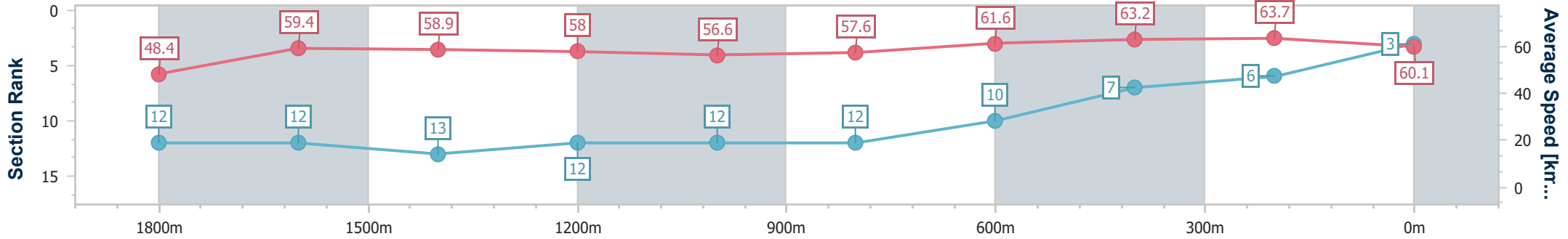


Doomben QLD Professional  
 Race 9: XXXX DOOMBEN CUP - 2000m  
 25 May 2024 - 15:59  
 Track Rating: Soft 6, Weather: Overcast, Rail Position: +2m Entire



BRISBANE  
RACING CLUB

Section	Overall	1800m	1600m	1400m	1200m	1000m	800m	600m	400m	200m
Section Times	2:03.67 [3] (0:14.86)	1:48.81 [12] (0:12.07)	1:36.74 [12] (0:12.26)	1:24.48 [13] (0:12.50)	1:11.98 [12] (0:12.70)	0:59.28 [12] (0:12.55)	0:46.73 [12] (0:11.73)	0:35.00 [10] (0:11.58)	0:23.42 [7] (0:11.46)	0:11.96 [6] (0:11.96)
Average Speed [km/h]	48.4	59.4	58.9	58.0	56.6	57.6	61.6	63.2	63.7	60.1
Top Speed [km/h]	62.4	61.2	59.7	59.4	58.3	58.5	64.1	64.0	64.0	61.8
Avg. Dist. to Rail [m]	3.4	0.5	0.6	1.0	1.3	1.2	1.2	2.9	7.0	7.2
Avg. Stride Freq. [Hz]	2.1	2.2	2.2	2.2	2.1	2.1	2.3	2.3	2.3	2.3
Avg. Stride Length [m]	6.3	7.4	7.4	7.5	7.3	7.5	7.6	7.6	7.6	7.5



- [ ] Ranking at each section and finish
- .-.- No data available at this section
- NA No data available



Horse/Jockey Name	Huetor
Final Rank	4
Fastest Section Time (Section)	0:11.49 (600m)
Top Speed [km/h] (Section)	63.8 (400m)
Race State	Finished

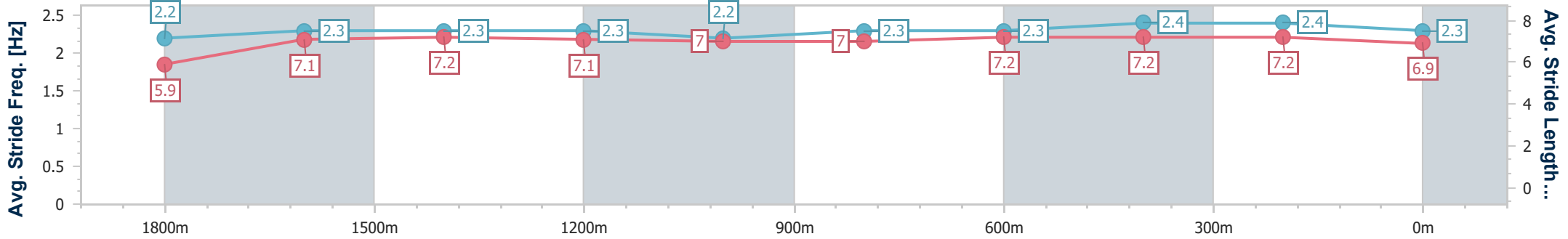
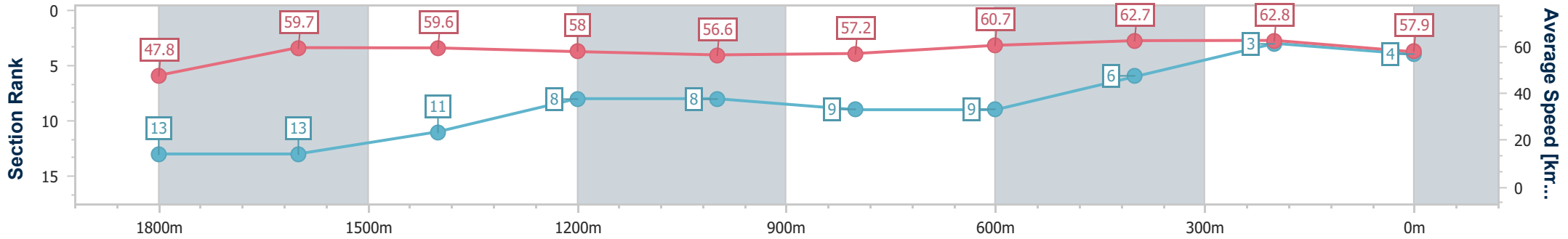


Doomben QLD Professional  
 Race 9: XXXX DOOMBEN CUP - 2000m  
 25 May 2024 - 15:59  
 Track Rating: Soft 6, Weather: Overcast, Rail Position: +2m Entire



BRISBANE RACING CLUB

Section	Overall	1800m	1600m	1400m	1200m	1000m	800m	600m	400m	200m
Section Times	2:03.84 [4] (0:15.12)	1:48.72 [13] (0:11.82)	1:36.90 [13] (0:11.94)	1:24.96 [11] (0:12.40)	1:12.56 [8] (0:12.71)	0:59.85 [8] (0:12.56)	0:47.29 [9] (0:11.89)	0:35.40 [9] (0:11.49)	0:23.91 [6] (0:11.51)	0:12.40 [3] (0:12.40)
Average Speed [km/h]	47.8	59.7	59.6	58.0	56.6	57.2	60.7	62.7	62.8	57.9
Top Speed [km/h]	62.8	62.8	60.3	59.6	57.8	58.3	63.5	63.3	63.8	61.2
Avg. Dist. to Rail [m]	4.0	2.9	2.4	0.8	0.3	0.3	0.5	0.3	2.4	1.7
Avg. Stride Freq. [Hz]	2.2	2.3	2.3	2.3	2.2	2.3	2.3	2.4	2.4	2.3
Avg. Stride Length [m]	5.9	7.1	7.2	7.1	7.0	7.0	7.2	7.2	7.2	6.9



- [ ] Ranking at each section and finish
- .-.- No data available at this section
- NA No data available



Horse/Jockey Name	Naval College
Final Rank	5
Fastest Section Time (Section)	0:11.49 (1800m)
Top Speed [km/h] (Section)	65.6 (Overall)
Race State	Finished

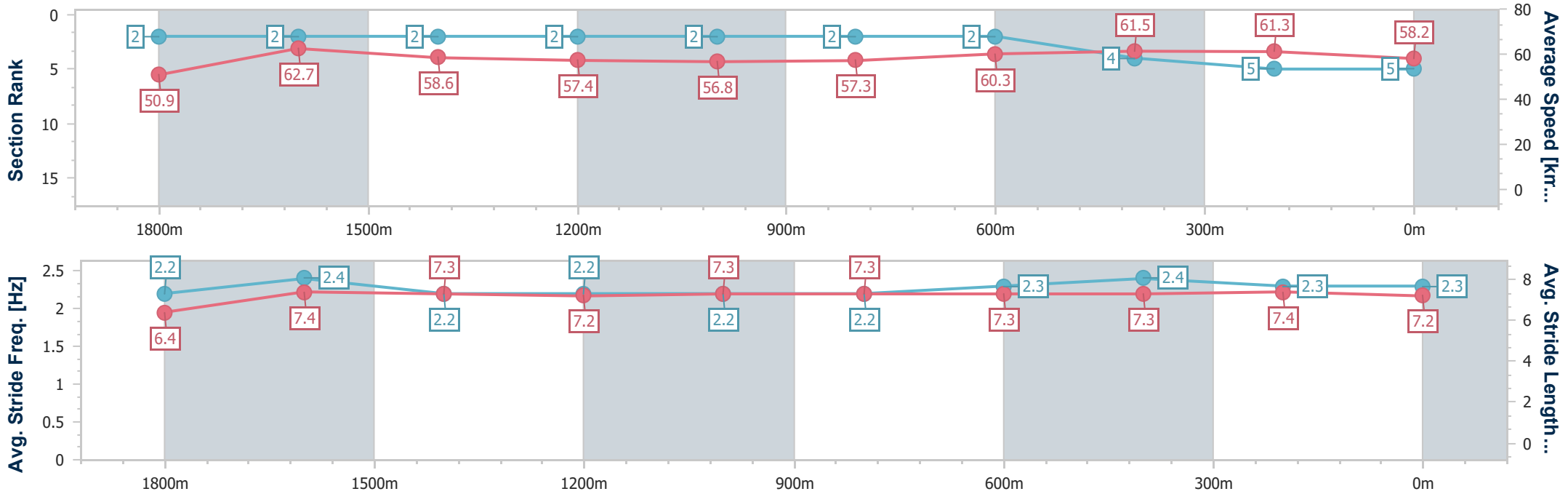


**Doomben QLD Professional**  
**Race 9: XXXX DOOMBEN CUP - 2000m**  
 25 May 2024 - 15:59  
 Track Rating: Soft 6, Weather: Overcast, Rail Position: +2m Entire



BRISBANE  
RACING CLUB

Section	Overall	1800m	1600m	1400m	1200m	1000m	800m	600m	400m	200m
Section Times	2:04.06 [5] (0:14.20)	1:49.86 [2] (0:11.49)	1:38.37 [2] (0:12.34)	1:26.03 [2] (0:12.62)	1:13.41 [2] (0:12.73)	1:00.68 [2] (0:12.59)	0:48.09 [2] (0:12.05)	0:36.04 [2] (0:11.84)	0:24.20 [4] (0:11.82)	0:12.38 [5] (0:12.38)
Average Speed [km/h]	50.9	62.7	58.6	57.4	56.8	57.3	60.3	61.5	61.3	58.2
Top Speed [km/h]	65.6	65.1	60.6	58.2	57.4	58.9	61.4	62.3	62.4	61.0
Avg. Dist. to Rail [m]	6.5	0.9	1.3	1.1	1.8	1.7	1.3	2.3	5.9	4.6
Avg. Stride Freq. [Hz]	2.2	2.4	2.2	2.2	2.2	2.2	2.3	2.4	2.3	2.3
Avg. Stride Length [m]	6.4	7.4	7.3	7.2	7.3	7.3	7.3	7.3	7.4	7.2



- [ ] Ranking at each section and finish
- .-.- No data available at this section
- NA No data available



Horse/Jockey Name	Kovalica
Final Rank	6
Fastest Section Time (Section)	0:11.50 (400m)
Top Speed [km/h] (Section)	65.1 (600m)
Race State	Finished

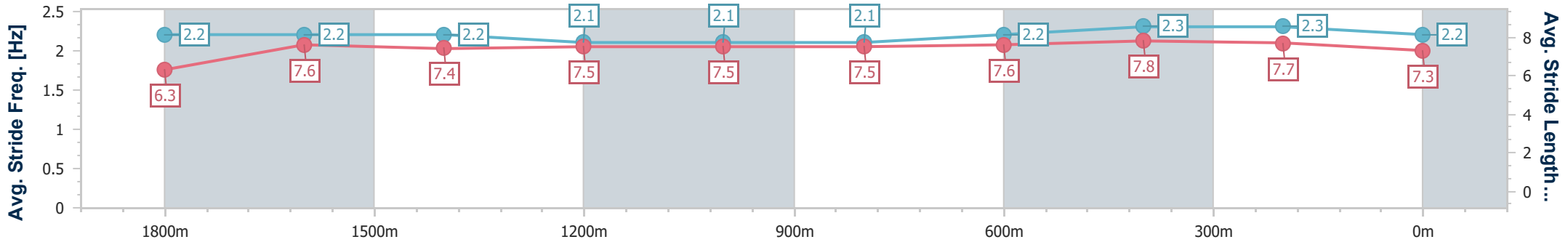
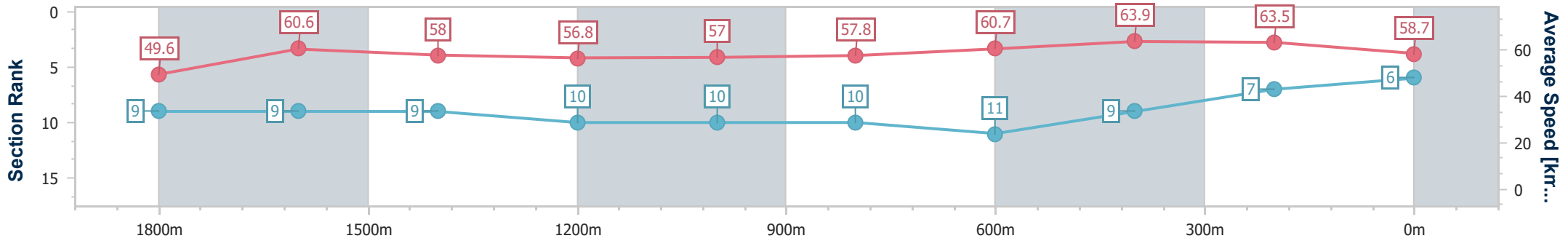


**Doomben QLD Professional**  
**Race 9: XXXX DOOMBEN CUP - 2000m**  
 25 May 2024 - 15:59  
 Track Rating: Soft 6, Weather: Overcast, Rail Position: +2m Entire



BRISBANE  
RACING CLUB

Section	Overall	1800m	1600m	1400m	1200m	1000m	800m	600m	400m	200m
Section Times	2:04.09 [6] (0:14.56)	1:49.53 [9] (0:11.87)	1:37.66 [9] (0:12.40)	1:25.26 [9] (0:12.72)	1:12.54 [10] (0:12.69)	0:59.85 [10] (0:12.48)	0:47.37 [10] (0:12.01)	0:35.36 [11] (0:11.58)	0:23.78 [9] (0:11.50)	0:12.28 [7] (0:12.28)
Average Speed [km/h]	49.6	60.6	58.0	56.8	57.0	57.8	60.7	63.9	63.5	58.7
Top Speed [km/h]	62.2	62.4	60.0	57.8	58.4	58.9	64.4	65.1	64.1	61.1
Avg. Dist. to Rail [m]	0.9	0.4	0.6	0.5	1.6	2.1	2.7	5.0	9.7	11.0
Avg. Stride Freq. [Hz]	2.2	2.2	2.2	2.1	2.1	2.1	2.2	2.3	2.3	2.2
Avg. Stride Length [m]	6.3	7.6	7.4	7.5	7.5	7.5	7.6	7.8	7.7	7.3



- [ ] Ranking at each section and finish
- .-.- No data available at this section
- NA No data available



Horse/Jockey Name	Hezashocka
Final Rank	7
Fastest Section Time (Section)	0:11.29 (400m)
Top Speed [km/h] (Section)	64.5 (400m)
Race State	Finished

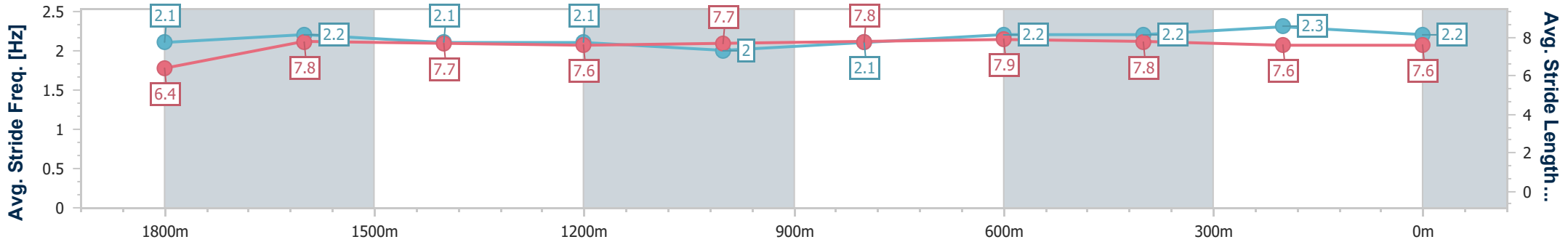
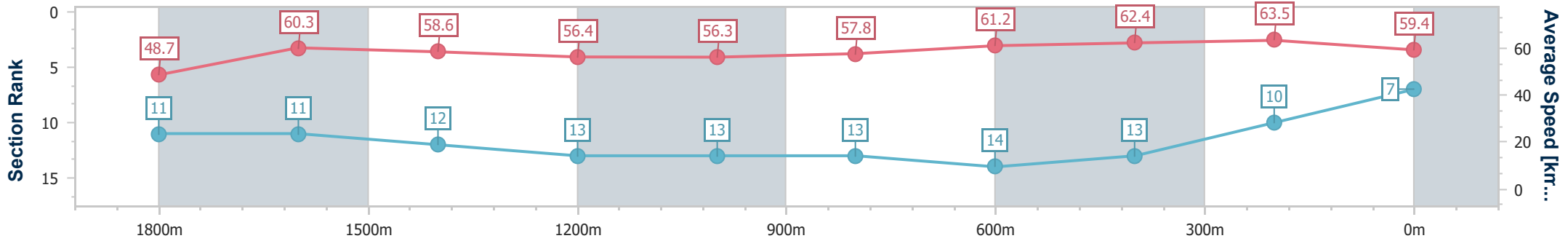


Doomben QLD Professional  
 Race 9: XXXX DOOMBEN CUP - 2000m  
 25 May 2024 - 15:59  
 Track Rating: Soft 6, Weather: Overcast, Rail Position: +2m Entire



BRISBANE RACING CLUB

Section	Overall	1800m	1600m	1400m	1200m	1000m	800m	600m	400m	200m
Section Times	2:04.09 [7] (0:14.77)	1:49.32 [11] (0:11.88)	1:37.44 [11] (0:12.29)	1:25.15 [12] (0:12.88)	1:12.27 [13] (0:12.83)	0:59.44 [13] (0:12.49)	0:46.95 [13] (0:11.93)	0:35.02 [14] (0:11.61)	0:23.41 [13] (0:11.29)	0:12.12 [10] (0:12.12)
Average Speed [km/h]	48.7	60.3	58.6	56.4	56.3	57.8	61.2	62.4	63.5	59.4
Top Speed [km/h]	61.5	61.9	60.0	58.6	57.6	58.9	62.7	62.9	64.5	62.6
Avg. Dist. to Rail [m]	1.5	1.3	0.9	1.9	1.9	1.9	1.9	1.2	1.2	0.7
Avg. Stride Freq. [Hz]	2.1	2.2	2.1	2.1	2.0	2.1	2.2	2.2	2.3	2.2
Avg. Stride Length [m]	6.4	7.8	7.7	7.6	7.7	7.8	7.9	7.8	7.6	7.6



- [ ] Ranking at each section and finish
- .-.- No data available at this section
- NA No data available



Horse/Jockey Name	Detonator Jack
Final Rank	8
Fastest Section Time (Section)	0:11.61 (1800m)
Top Speed [km/h] (Section)	64.4 (Overall)
Race State	Finished

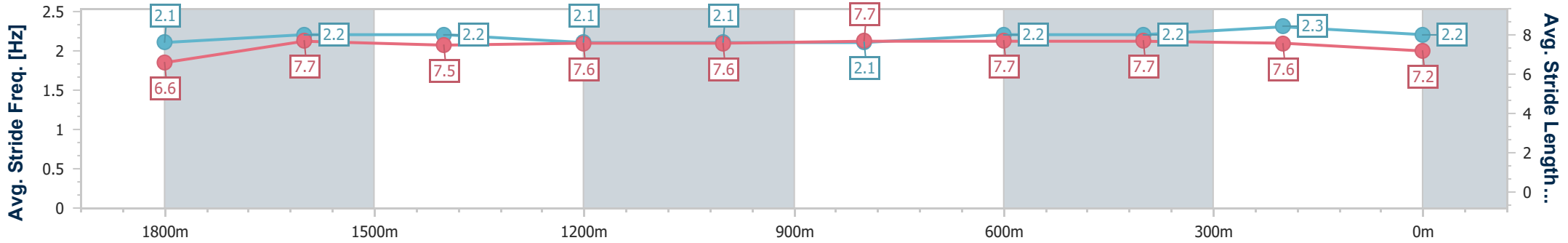
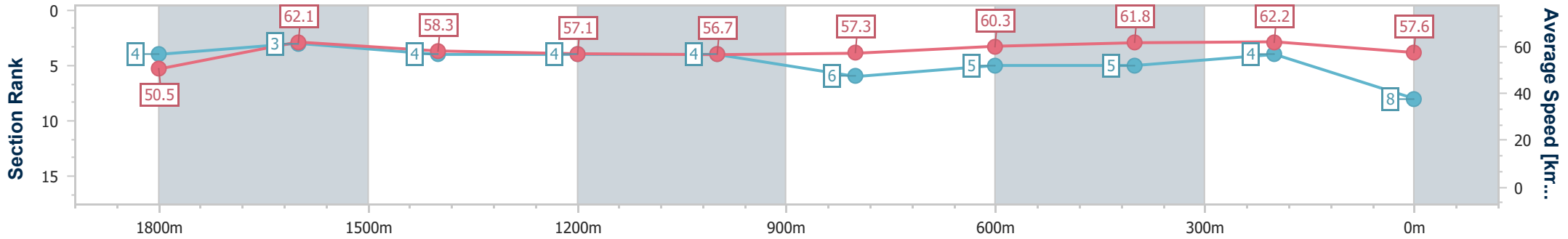


**Doomben QLD Professional**  
**Race 9: XXXX DOOMBEN CUP - 2000m**  
 25 May 2024 - 15:59  
 Track Rating: Soft 6, Weather: Overcast, Rail Position: +2m Entire



BRISBANE  
RACING CLUB

Section	Overall	1800m	1600m	1400m	1200m	1000m	800m	600m	400m	200m
Section Times	2:04.12 [8] (0:14.28)	1:49.84 [4] (0:11.61)	1:38.23 [3] (0:12.36)	1:25.87 [4] (0:12.58)	1:13.29 [4] (0:12.71)	1:00.58 [4] (0:12.61)	0:47.97 [6] (0:12.04)	0:35.93 [5] (0:11.73)	0:24.20 [5] (0:11.68)	0:12.52 [4] (0:12.52)
Average Speed [km/h]	50.5	62.1	58.3	57.1	56.7	57.3	60.3	61.8	62.2	57.6
Top Speed [km/h]	64.4	64.3	60.9	58.0	57.4	59.0	61.7	62.9	63.0	60.2
Avg. Dist. to Rail [m]	5.1	0.7	0.5	0.3	1.3	1.8	1.5	1.4	6.0	7.2
Avg. Stride Freq. [Hz]	2.1	2.2	2.2	2.1	2.1	2.1	2.2	2.2	2.3	2.2
Avg. Stride Length [m]	6.6	7.7	7.5	7.6	7.6	7.7	7.7	7.7	7.6	7.2



- [ ] Ranking at each section and finish
- .-.- No data available at this section
- NA No data available



Horse/Jockey Name	Amokura
Final Rank	9
Fastest Section Time (Section)	0:11.44 (400m)
Top Speed [km/h] (Section)	65.1 (400m)
Race State	Finished

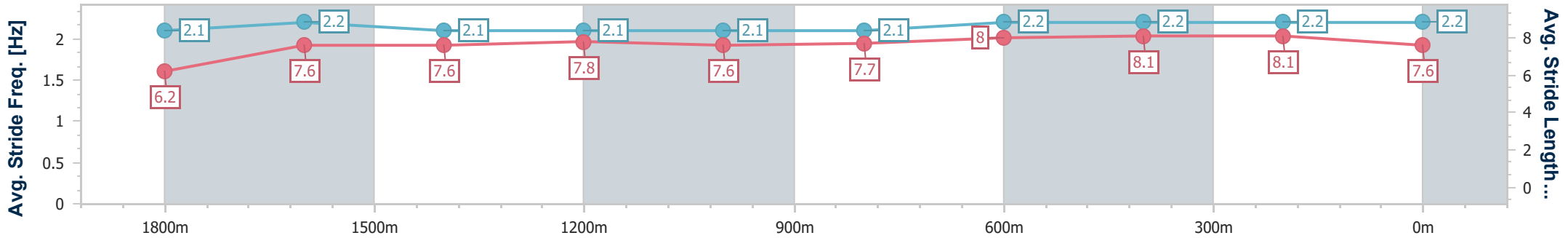
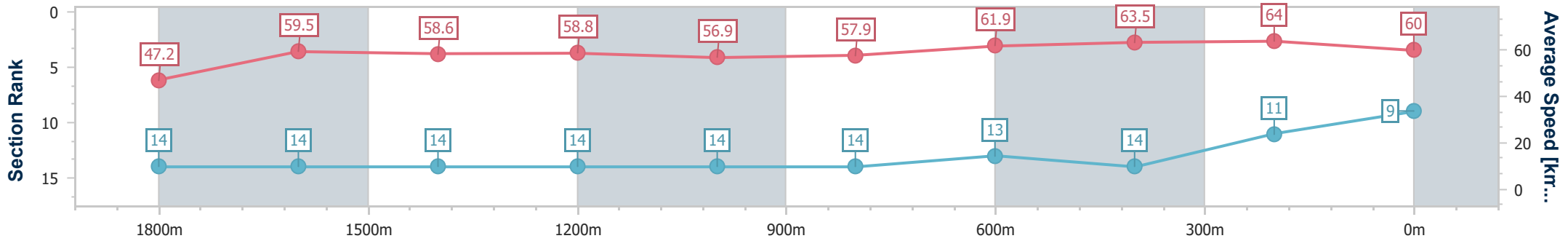


Doomben QLD Professional  
 Race 9: XXXX DOOMBEN CUP - 2000m  
 25 May 2024 - 15:59  
 Track Rating: Soft 6, Weather: Overcast, Rail Position: +2m Entire



BRISBANE  
RACING CLUB

Section	Overall	1800m	1600m	1400m	1200m	1000m	800m	600m	400m	200m
Section Times	2:04.14 [9] (0:15.31)	1:48.83 [14] (0:11.94)	1:36.89 [14] (0:12.36)	1:24.53 [14] (0:12.41)	1:12.12 [14] (0:12.70)	0:59.42 [14] (0:12.52)	0:46.90 [14] (0:11.81)	0:35.09 [13] (0:11.63)	0:23.46 [14] (0:11.44)	0:12.02 [11] (0:12.02)
Average Speed [km/h]	47.2	59.5	58.6	58.8	56.9	57.9	61.9	63.5	64.0	60.0
Top Speed [km/h]	60.4	60.6	59.8	60.7	59.6	59.7	64.9	64.6	65.1	62.5
Avg. Dist. to Rail [m]	4.2	2.1	1.4	2.4	2.2	2.4	3.3	4.6	10.4	13.0
Avg. Stride Freq. [Hz]	2.1	2.2	2.1	2.1	2.1	2.1	2.2	2.2	2.2	2.2
Avg. Stride Length [m]	6.2	7.6	7.6	7.8	7.6	7.7	8.0	8.1	8.1	7.6



- [ ] Ranking at each section and finish
- .-.- No data available at this section
- NA No data available





Horse/Jockey Name	Young Werther
Final Rank	10
Fastest Section Time (Section)	0:11.64 (1800m)
Top Speed [km/h] (Section)	65.3 (Overall)
Race State	Finished



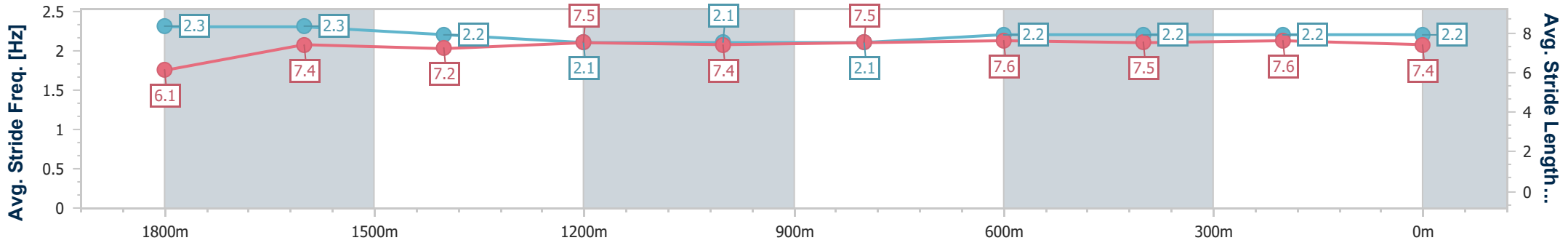
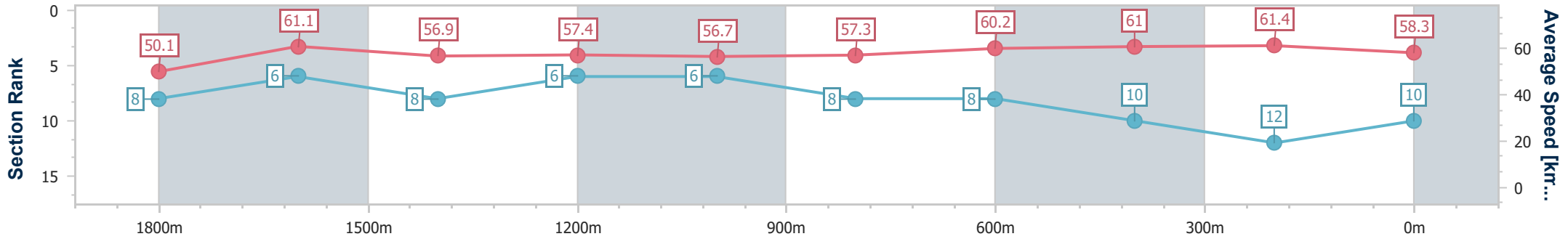
Doomben QLD Professional  
 Race 9: XXXX DOOMBEN CUP - 2000m  
 25 May 2024 - 15:59



BRISBANE  
 RACING CLUB

Track Rating: Soft 6, Weather: Overcast, Rail Position: +2m Entire

Section	Overall	1800m	1600m	1400m	1200m	1000m	800m	600m	400m	200m
Section Times	2:04.47 [10] (0:14.38)	1:50.09 [8] (0:11.64)	1:38.45 [6] (0:12.67)	1:25.78 [8] (0:12.39)	1:13.39 [6] (0:12.71)	1:00.68 [6] (0:12.60)	0:48.08 [8] (0:12.01)	0:36.07 [8] (0:11.93)	0:24.14 [10] (0:11.80)	0:12.34 [12] (0:12.34)
Average Speed [km/h]	50.1	61.1	56.9	57.4	56.7	57.3	60.2	61.0	61.4	58.3
Top Speed [km/h]	65.3	64.6	58.8	58.3	57.9	58.4	61.8	61.7	62.2	61.8
Avg. Dist. to Rail [m]	1.6	1.5	0.9	1.4	0.9	0.7	1.1	1.4	4.2	2.5
Avg. Stride Freq. [Hz]	2.3	2.3	2.2	2.1	2.1	2.1	2.2	2.2	2.2	2.2
Avg. Stride Length [m]	6.1	7.4	7.2	7.5	7.4	7.5	7.6	7.5	7.6	7.4



- [ ] Ranking at each section and finish
- .-.- No data available at this section
- NA No data available



Horse/Jockey Name	Numerian
Final Rank	11
Fastest Section Time (Section)	0:11.68 (1800m)
Top Speed [km/h] (Section)	64.8 (Overall)
Race State	Finished

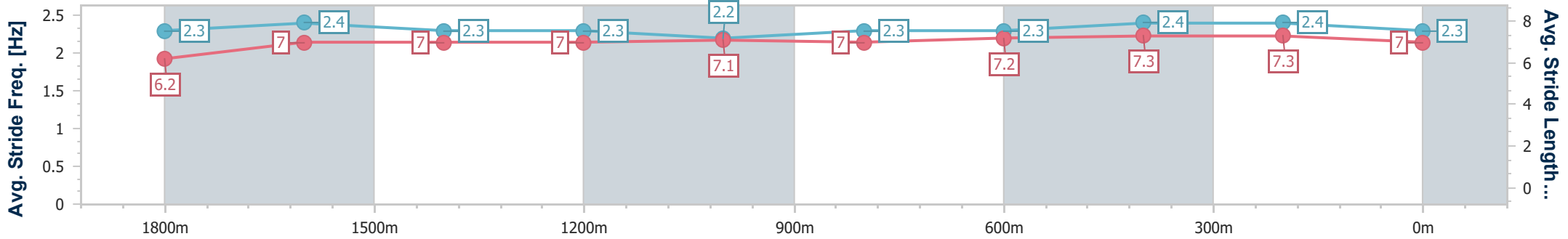
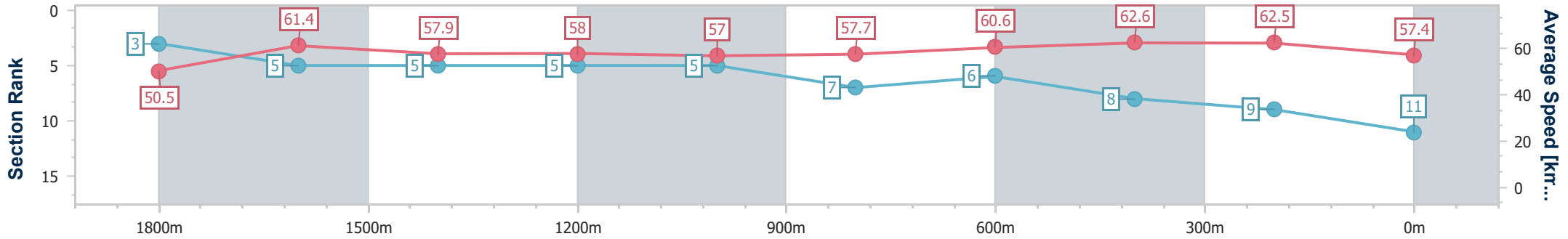


Doomben QLD Professional  
 Race 9: XXXX DOOMBEN CUP - 2000m  
 25 May 2024 - 15:59  
 Track Rating: Soft 6, Weather: Overcast, Rail Position: +2m Entire



BRISBANE RACING CLUB

Section	Overall	1800m	1600m	1400m	1200m	1000m	800m	600m	400m	200m
Section Times	2:04.51 [11] (0:14.27)	1:50.24 [3] (0:11.68)	1:38.56 [5] (0:12.46)	1:26.10 [5] (0:12.57)	1:13.53 [5] (0:12.65)	1:00.88 [5] (0:12.58)	0:48.30 [7] (0:12.10)	0:36.20 [6] (0:11.97)	0:24.23 [8] (0:11.68)	0:12.55 [9] (0:12.55)
Average Speed [km/h]	50.5	61.4	57.9	58.0	57.0	57.7	60.6	62.6	62.5	57.4
Top Speed [km/h]	64.8	64.3	59.1	58.7	57.6	58.8	63.1	63.3	64.1	60.9
Avg. Dist. to Rail [m]	3.6	0.5	0.9	1.6	2.6	2.2	4.6	6.6	7.3	5.5
Avg. Stride Freq. [Hz]	2.3	2.4	2.3	2.3	2.2	2.3	2.3	2.4	2.4	2.3
Avg. Stride Length [m]	6.2	7.0	7.0	7.0	7.1	7.0	7.2	7.3	7.3	7.0



- [ ] Ranking at each section and finish
- .-.- No data available at this section
- NA No data available



Horse/Jockey Name	Vow And Declare
Final Rank	12
Fastest Section Time (Section)	0:11.73 (600m)
Top Speed [km/h] (Section)	63.5 (600m)
Race State	Finished

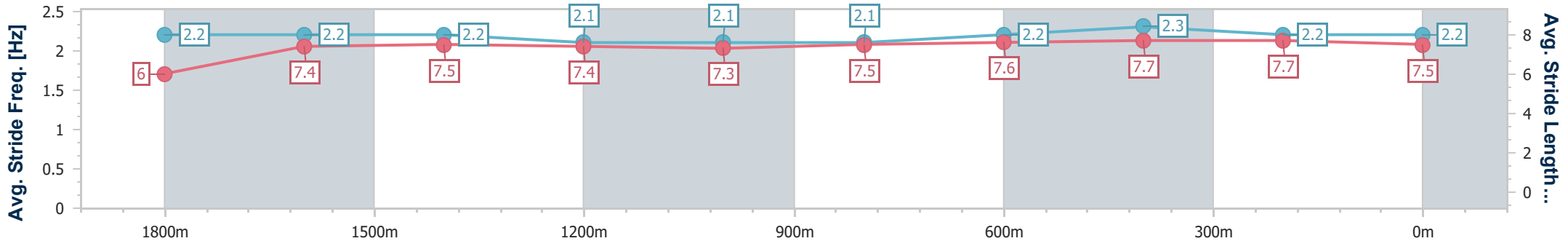
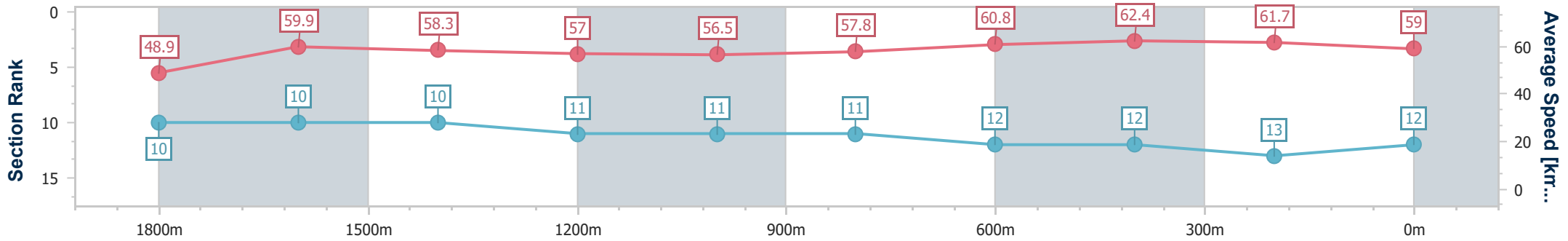


Doomben QLD Professional  
 Race 9: XXXX DOOMBEN CUP - 2000m  
 25 May 2024 - 15:59  
 Track Rating: Soft 6, Weather: Overcast, Rail Position: +2m Entire



BRISBANE RACING CLUB

Section	Overall	1800m	1600m	1400m	1200m	1000m	800m	600m	400m	200m
Section Times	2:04.57 [12] (0:14.71)	1:49.86 [10] (0:11.85)	1:38.01 [10] (0:12.29)	1:25.72 [10] (0:12.74)	1:12.98 [11] (0:12.77)	1:00.21 [11] (0:12.51)	0:47.70 [11] (0:11.97)	0:35.73 [12] (0:11.73)	0:24.00 [12] (0:11.79)	0:12.21 [13] (0:12.21)
Average Speed [km/h]	48.9	59.9	58.3	57.0	56.5	57.8	60.8	62.4	61.7	59.0
Top Speed [km/h]	63.0	63.3	59.8	58.1	58.4	58.7	62.8	63.5	62.3	61.0
Avg. Dist. to Rail [m]	1.5	2.4	0.8	1.2	1.7	1.7	2.0	3.0	6.6	4.9
Avg. Stride Freq. [Hz]	2.2	2.2	2.2	2.1	2.1	2.1	2.2	2.3	2.2	2.2
Avg. Stride Length [m]	6.0	7.4	7.5	7.4	7.3	7.5	7.6	7.7	7.7	7.5



- [ ] Ranking at each section and finish
- .-.- No data available at this section
- NA No data available



Horse/Jockey Name	Serpentine
Final Rank	13
Fastest Section Time (Section)	0:11.78 (600m)
Top Speed [km/h] (Section)	64.6 (Overall)
Race State	Finished

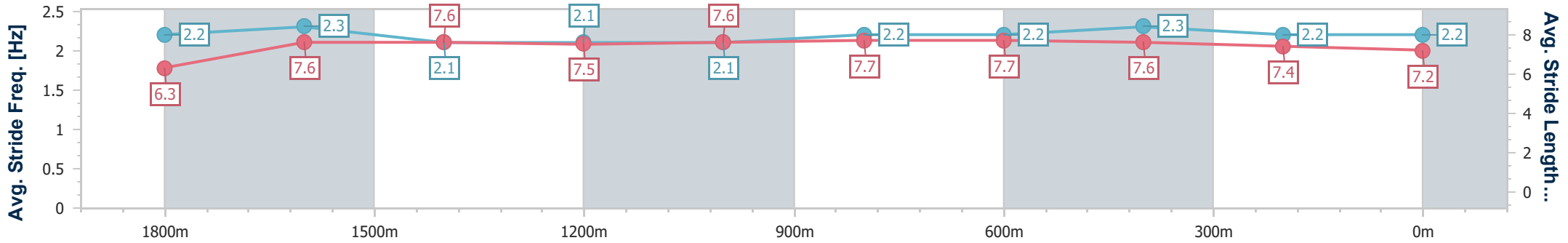
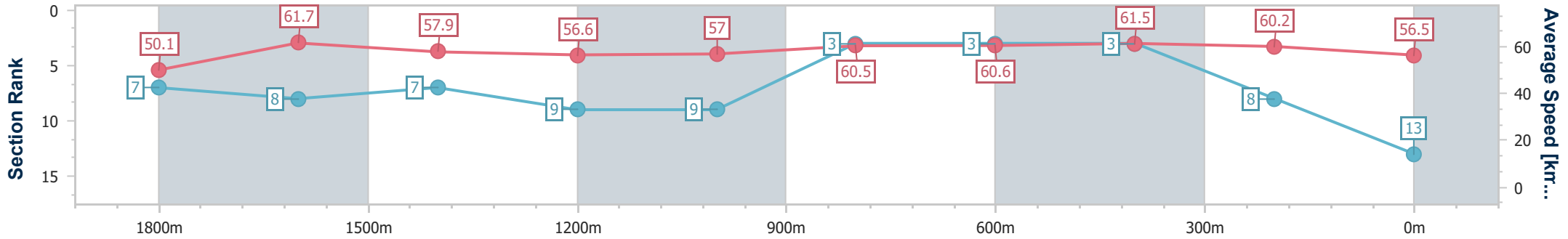


**Doomben QLD Professional**  
**Race 9: XXXX DOOMBEN CUP - 2000m**  
 25 May 2024 - 15:59  
 Track Rating: Soft 6, Weather: Overcast, Rail Position: +2m Entire



BRISBANE  
RACING CLUB

Section	Overall	1800m	1600m	1400m	1200m	1000m	800m	600m	400m	200m
Section Times	2:04.57 [13] (0:14.36)	1:50.21 [7] (0:11.83)	1:38.38 [8] (0:12.44)	1:25.94 [7] (0:12.74)	1:13.20 [9] (0:12.65)	1:00.55 [9] (0:11.96)	0:48.59 [3] (0:12.08)	0:36.51 [3] (0:11.78)	0:24.73 [3] (0:12.01)	0:12.72 [8] (0:12.72)
Average Speed [km/h]	50.1	61.7	57.9	56.6	57.0	60.5	60.6	61.5	60.2	56.5
Top Speed [km/h]	64.6	64.3	59.3	57.6	61.4	63.0	61.8	62.9	60.9	59.3
Avg. Dist. to Rail [m]	10.6	3.5	0.5	1.0	2.7	3.2	2.5	1.3	2.9	2.9
Avg. Stride Freq. [Hz]	2.2	2.3	2.1	2.1	2.1	2.2	2.2	2.3	2.2	2.2
Avg. Stride Length [m]	6.3	7.6	7.6	7.5	7.6	7.7	7.7	7.6	7.4	7.2



- [ ] Ranking at each section and finish
- .-.- No data available at this section
- NA No data available



Horse/Jockey Name	El Bodegon
Final Rank	14
Fastest Section Time (Section)	0:11.81 (1800m)
Top Speed [km/h] (Section)	65.0 (1800m)
Race State	Finished

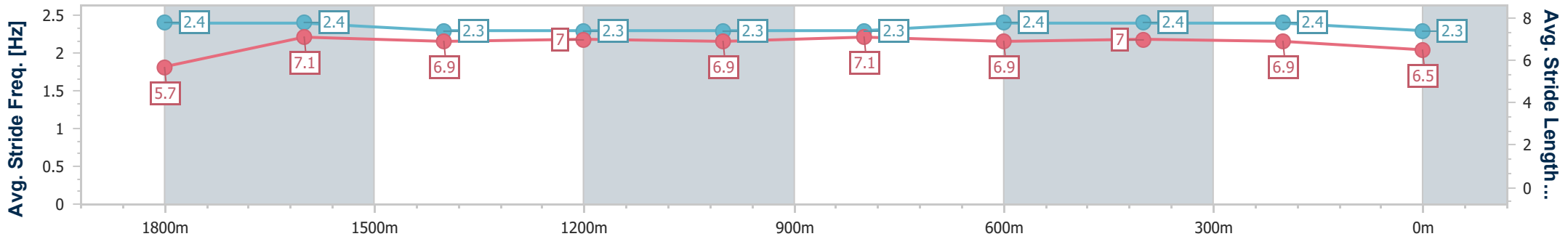
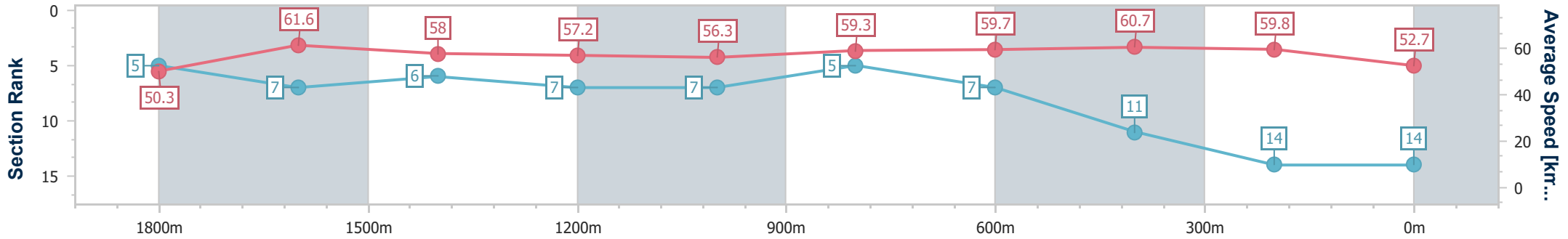


**Doomben QLD Professional**  
**Race 9: XXXX DOOMBEN CUP - 2000m**  
 25 May 2024 - 15:59  
 Track Rating: Soft 6, Weather: Overcast, Rail Position: +2m Entire



BRISBANE  
RACING CLUB

Section	Overall	1800m	1600m	1400m	1200m	1000m	800m	600m	400m	200m
Section Times	2:06.30 [14] (0:14.28)	1:52.02 [5] (0:11.81)	1:40.21 [7] (0:12.46)	1:27.75 [6] (0:12.62)	1:15.13 [7] (0:12.78)	1:02.35 [7] (0:12.18)	0:50.17 [5] (0:12.22)	0:37.95 [7] (0:12.14)	0:25.81 [11] (0:12.18)	0:13.63 [14] (0:13.63)
Average Speed [km/h]	50.3	61.6	58.0	57.2	56.3	59.3	59.7	60.7	59.8	52.7
Top Speed [km/h]	64.8	65.0	59.2	57.7	58.2	60.3	61.5	62.7	60.6	58.1
Avg. Dist. to Rail [m]	8.7	2.8	0.8	0.5	1.7	1.8	2.4	4.4	6.0	6.0
Avg. Stride Freq. [Hz]	2.4	2.4	2.3	2.3	2.3	2.3	2.4	2.4	2.4	2.3
Avg. Stride Length [m]	5.7	7.1	6.9	7.0	6.9	7.1	6.9	7.0	6.9	6.5



- [ ] Ranking at each section and finish
- .-.- No data available at this section
- NA No data available



**Doomben QLD Professional**  
**Race 10: LADBROKES BRC SPRINT - 1350m**  
**25 May 2024 - 16:32**



BRISBANE  
RACING CLUB

Track Rating: Soft 6, Weather: Overcast, Rail Position: +2m Entire

Section		Overall	1200m	1000m	800m	600m	400m	Last 600m				
Field Times		1:20.07 (0:10.84)	1:09.23 (0:10.61)	0:58.62 (0:11.38)	0:47.24 (0:11.56)	0:35.68 (0:11.57)	0:24.11 (0:11.56)	0:35.68				
Rank	TAB Horse/Jockey	Barrier	Top Speed [km/h]	Fastest Section							Distance Travelled [m]	
1	8 <b>HERE TO SHOCK</b> Michael Dee	4	67.4 1200m	0:10.87 Overall	1:20.07 [1] (0:10.87)	1:09.20 [3] (0:10.89)	0:58.31 [3] (0:11.46)	0:46.85 [5] (0:11.77)	0:35.08 [6] (0:11.67)	0:23.41 [5] (0:11.30)	0:35.08	
2	18 <b>FREEDOM RALLY</b> Craig Williams	1	66.5 400m	0:11.02 1200m	1:20.08 [2] (0:11.22)	1:08.86 [9] (0:11.02)	0:57.84 [11] (0:11.48)	0:46.36 [13] (0:11.72)	0:34.64 [13] (0:11.72)	0:22.92 [12] (0:11.17)	0:34.64	+1
3	5 <b>PRINCE OF BOOM</b> Tim Clark	6	68.6 1200m	0:10.72 1200m	1:20.26 [3] (0:10.84)	1:09.42 [1] (0:10.72)	0:58.70 [2] (0:11.44)	0:47.26 [3] (0:11.56)	0:35.70 [2] (0:11.64)	0:24.06 [2] (0:11.57)	0:35.70	+0
4	15 <b>ZARASTRO</b> Angela Jones	19	69.2 1200m	0:10.60 1200m	1:20.33 [4] (0:10.85)	1:09.48 [2] (0:10.60)	0:58.88 [1] (0:11.38)	0:47.50 [1] (0:11.56)	0:35.94 [1] (0:11.57)	0:24.37 [1] (0:11.56)	0:35.94	-1
5	12 <b>YELLOW BRICK</b> Opie Bosson	11	67.6 1200m	0:10.83 1200m	1:20.35 [5] (0:10.94)	1:09.41 [5] (0:10.83)	0:58.58 [4] (0:11.40)	0:47.18 [4] (0:11.67)	0:35.51 [4] (0:11.72)	0:23.79 [4] (0:11.50)	0:35.51	+3
6	4 <b>VILANA</b> Nash Rawiller	8	66.4 1200m	0:10.98 Overall	1:20.38 [6] (0:10.98)	1:09.40 [6] (0:11.01)	0:58.39 [9] (0:11.45)	0:46.94 [8] (0:11.72)	0:35.22 [8] (0:11.75)	0:23.47 [9] (0:11.31)	0:35.22	+4
7	3 <b>THE INEVITABLE</b> Ryan Maloney	18	66.8 1200m	0:11.13 1200m	1:20.40 [7] (0:11.45)	1:08.95 [13] (0:11.13)	0:57.82 [15] (0:11.42)	0:46.40 [15] (0:11.69)	0:34.71 [15] (0:11.59)	0:23.12 [14] (0:11.25)	0:34.71	+2
8	10 <b>STRAIT ACER</b> Mark Zahra	2	66.5 1200m	0:10.96 1200m	1:20.44 [8] (0:11.02)	1:09.42 [7] (0:10.96)	0:58.46 [8] (0:11.52)	0:46.94 [10] (0:11.70)	0:35.24 [10] (0:11.58)	0:23.66 [7] (0:11.40)	0:35.24	-2
9	16 <b>IRISH SONGS</b> Andrew Mallyon	5	67.8 1200m	0:10.81 1200m	1:20.68 [9] (0:11.15)	1:09.53 [8] (0:10.81)	0:58.72 [7] (0:11.61)	0:47.11 [11] (0:11.79)	0:35.32 [11] (0:11.59)	0:23.73 [10] (0:11.31)	0:35.32	+2
10	6 <b>PHEARSON</b> Tommy Berry	15	69.9 1200m	0:10.40 1200m	1:20.88 [10] (0:11.51)	1:09.37 [15] (0:10.40)	0:58.97 [6] (0:10.96)	0:48.01 [2] (0:11.71)	0:36.30 [3] (0:11.78)	0:24.52 [3] (0:11.79)	0:36.30	+6

Scratched: Cepheus (#1), Estadio Mestalla (#20), Namazu (#9), The Inferno (#13), Jigsaw (#14), Coco Jamboo (#17)

[ ] Ranking at each section and finish  
 -:-:- No data available at this section  
 NA No data available

SCN Saddle cloth number  
 DNF Did not finish  
 DNT Did not track



**Doomben QLD Professional**  
**Race 10: LADBROKES BRC SPRINT - 1350m**  
**25 May 2024 - 16:32**



Track Rating: Soft 6, Weather: Overcast, Rail Position: +2m Entire

Section		Overall	1200m	1000m	800m	600m	400m	Last 600m				
Field Times		1:20.07 (0:10.84)	1:09.23 (0:10.61)	0:58.62 (0:11.38)	0:47.24 (0:11.56)	0:35.68 (0:11.57)	0:24.11 (0:11.56)	0:35.68				
Rank	TAB Horse/Jockey	Barrier	Top Speed [km/h]	Fastest Section	Distance Travelled [m]							
11	7 SURF DANCER Adam Hyeronimus	3	66.6 1200m	0:10.88 Overall	1:21.10 [11] (0:10.88)	1:10.22 [4] (0:10.97)	0:59.25 [5] (0:11.46)	0:47.79 [7] (0:11.83)	0:35.96 [7] (0:11.60)	0:24.36 [6] (0:11.50)	0:35.96	+2
12	21 LEGACIES Tyler Schiller	17	68.6 1200m	0:10.79 1200m	1:21.53 [12] (0:11.26)	1:10.27 [11] (0:10.79)	0:59.48 [10] (0:11.22)	0:48.26 [6] (0:11.72)	0:36.54 [5] (0:11.82)	0:24.72 [8] (0:11.85)	0:36.54	+8
13	19 JETTY Jake Bayliss	10	66.4 1200m	0:11.01 1200m	1:21.62 [13] (0:11.24)	1:10.38 [10] (0:11.01)	0:59.37 [12] (0:11.42)	0:47.95 [12] (0:11.73)	0:36.22 [12] (0:11.82)	0:24.40 [13] (0:11.62)	0:36.22	+5
14	2 RUSTIC STEEL James McDonald	16	68.0 1200m	0:10.80 1200m	1:21.88 [14] (0:11.45)	1:10.43 [12] (0:10.80)	0:59.63 [13] (0:11.20)	0:48.43 [9] (0:11.71)	0:36.72 [9] (0:11.81)	0:24.91 [11] (0:11.77)	0:36.72	+8
15	11 UCALLEDIT Michael Rodd	14	66.4 1200m	0:10.94 1200m	1:22.85 [15] (0:11.46)	1:11.39 [14] (0:10.94)	1:00.45 [14] (0:11.44)	0:49.01 [14] (0:11.69)	0:37.32 [14] (0:11.80)	0:25.52 [15] (0:11.78)	0:37.32	+1

Scratched: Cepheus (#1), Estadio Mestalla (#20), Namazu (#9), The Inferno (#13), Jigsaw (#14), Coco Jamboo (#17)

[ ] Ranking at each section and finish  
 -:-:- No data available at this section  
 NA No data available

SCN Saddle cloth number  
 DNF Did not finish  
 DNT Did not track



**Doomben QLD Professional**  
**Race 10: LADBROKES BRC SPRINT - 1350m**  
**25 May 2024 - 16:32**



Track Rating: Soft 6, Weather: Overcast, Rail Position: +2m Entire

Section				200m				Last 600m	
Field Times				0:12.55 (0:12.55)				0:35.68	
Rank	TAB	Horse/Jockey	Barrier	Top Speed [km/h]	Fastest Section	Margin			Distance Travelled [m]
1	8	HERE TO SHOCK Michael Dee	4	67.4 1200m	0:10.87 Overall	0:12.11 [3] (0:12.11)	1:20.07		0:35.08
2	18	FREEDOM RALLY Craig Williams	1	66.5 400m	0:11.02 1200m	0:11.75 [10] (0:11.75)	0.02L		0:34.64 +1
3	5	PRINCE OF BOOM Tim Clark	6	68.6 1200m	0:10.72 1200m	0:12.49 [2] (0:12.49)	1.09L		0:35.70 +0
4	15	ZARASTRO Angela Jones	19	69.2 1200m	0:10.60 1200m	0:12.81 [1] (0:12.81)	1.52L		0:35.94 -1
5	12	YELLOW BRICK Opie Bosson	11	67.6 1200m	0:10.83 1200m	0:12.29 [4] (0:12.29)	1.59L		0:35.51 +3
6	4	VILANA Nash Rawiller	8	66.4 1200m	0:10.98 Overall	0:12.16 [7] (0:12.16)	1.82L		0:35.22 +4
7	3	THE INEVITABLE Ryan Maloney	18	66.8 1200m	0:11.13 1200m	0:11.87 [11] (0:11.87)	1.91L		0:34.71 +2
8	10	STRAIT ACER Mark Zahra	2	66.5 1200m	0:10.96 1200m	0:12.26 [6] (0:12.26)	2.15L		0:35.24 -2
9	16	IRISH SONGS Andrew Mallyon	5	67.8 1200m	0:10.81 1200m	0:12.42 [9] (0:12.42)	3.57L		0:35.32 +2
10	6	PHEARSON Tommy Berry	15	69.9 1200m	0:10.40 1200m	0:12.73 [5] (0:12.73)	4.74L		0:36.30 +6

Scratched: Cepheus (#1), Estadio Mestalla (#20), Namazu (#9), The Inferno (#13), Jigsaw (#14), Coco Jamboo (#17)

[ ] Ranking at each section and finish  
 -:-:- No data available at this section  
 NA No data available  
 SCN Saddle cloth number  
 DNF Did not finish  
 DNT Did not track





**Doomben QLD Professional**  
**Race 10: LADBROKES BRC SPRINT - 1350m**  
**25 May 2024 - 16:32**



Track Rating: Soft 6, Weather: Overcast, Rail Position: +2m Entire

Section				200m				Last 600m	
Field Times				0:12.55 (0:12.55)				0:35.68	
Rank	TAB Horse/Jockey	Barrier	Top Speed [km/h]	Fastest Section	Margin				Distance Travelled [m]
11	7 <b>SURF DANCER</b> Adam Hyeronimus	3	66.6 1200m	0:10.88 Overall	0:12.86 [8] (0:12.86)	6.02L		0:35.96	+2
12	21 <b>LEGACIES</b> Tyler Schiller	17	68.6 1200m	0:10.79 1200m	0:12.87 [12] (0:12.87)	8.58L		0:36.54	+8
13	19 <b>JETTY</b> Jake Bayliss	10	66.4 1200m	0:11.01 1200m	0:12.78 [14] (0:12.78)	9.08L		0:36.22	+5
14	2 <b>RUSTIC STEEL</b> James McDonald	16	68.0 1200m	0:10.80 1200m	0:13.14 [13] (0:13.14)	10.59L		0:36.72	+8
15	11 <b>UCALLEDIT</b> Michael Rodd	14	66.4 1200m	0:10.94 1200m	0:13.74 [15] (0:13.74)	16.33L		0:37.32	+1

Scratched: Cepheus (#1), Estadio Mestalla (#20), Namazu (#9), The Inferno (#13), Jigsaw (#14), Coco Jamboo (#17)

[ ] Ranking at each section and finish  
 -:-:- No data available at this section  
 NA No data available

SCN Saddle cloth number  
 DNF Did not finish  
 DNT Did not track



Horse/Jockey Name	Here To Shock
Final Rank	1
Fastest Section Time (Section)	0:10.87 (Overall)
Top Speed [km/h] (Section)	67.4 (1200m)
Race State	Finished

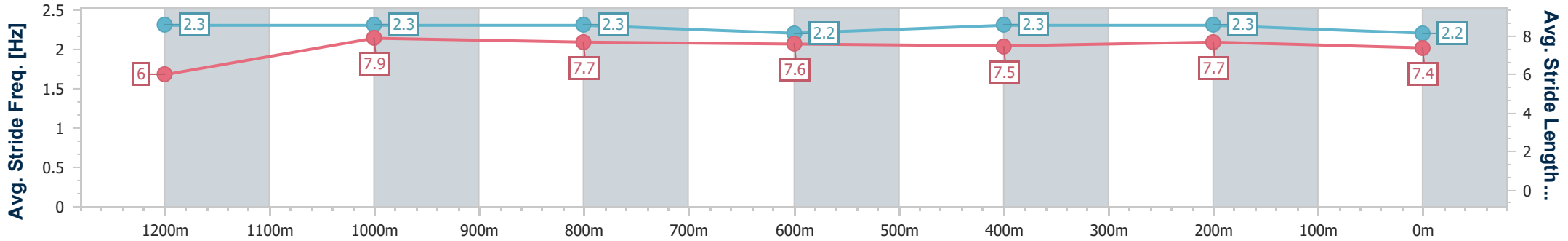
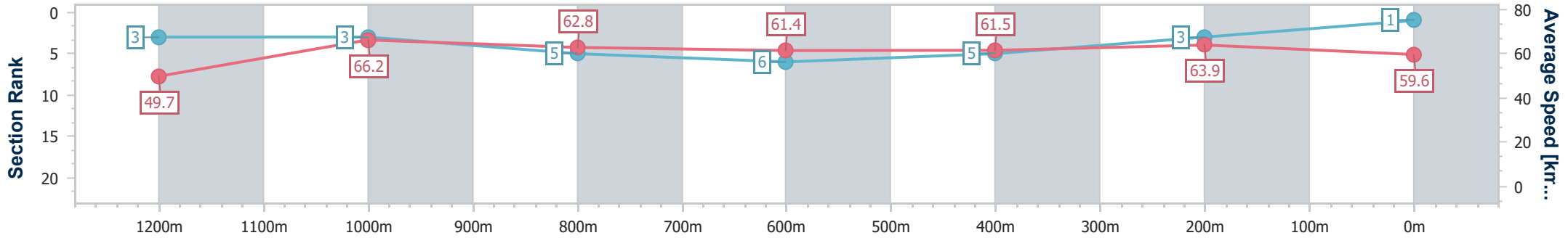


**Doomben QLD Professional**  
**Race 10: LADBROKES BRC SPRINT - 1350m**  
 25 May 2024 - 16:32  
 Track Rating: Soft 6, Weather: Overcast, Rail Position: +2m Entire



**BRISBANE**  
RACING CLUB

Section	Overall	1200m	1000m	800m	600m	400m	200m
Section Times	1:20.07 [1] (0:10.87)	1:09.20 [3] (0:10.89)	0:58.31 [3] (0:11.46)	0:46.85 [5] (0:11.77)	0:35.08 [6] (0:11.67)	0:23.41 [5] (0:11.30)	0:12.11 [3] (0:12.11)
Average Speed [km/h]	49.7	66.2	62.8	61.4	61.5	63.9	59.6
Top Speed [km/h]	66.2	67.4	64.2	63.1	62.7	66.1	63.0
Avg. Dist. to Rail [m]	3.7	1.0	0.7	0.3	0.2	3.0	5.0
Avg. Stride Freq. [Hz]	2.3	2.3	2.3	2.2	2.3	2.3	2.2
Avg. Stride Length [m]	6.0	7.9	7.7	7.6	7.5	7.7	7.4



- [ ] Ranking at each section and finish
- .-.- No data available at this section
- NA No data available



Horse/Jockey Name	Freedom Rally
Final Rank	2
Fastest Section Time (Section)	0:11.02 (1200m)
Top Speed [km/h] (Section)	66.5 (400m)
Race State	Finished

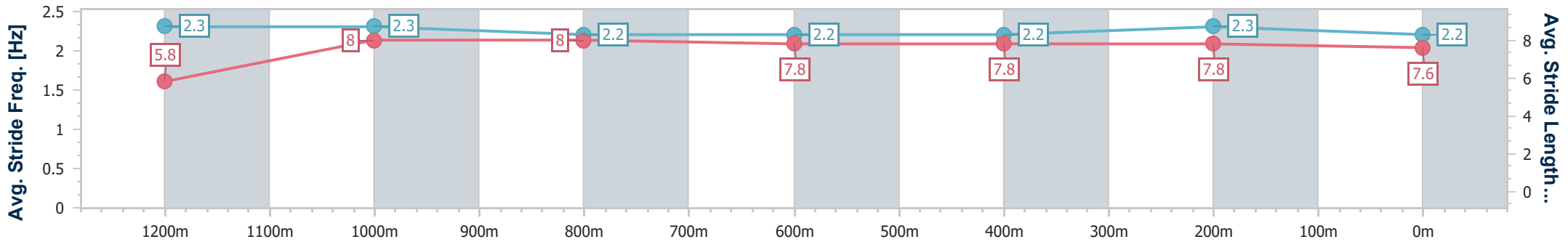
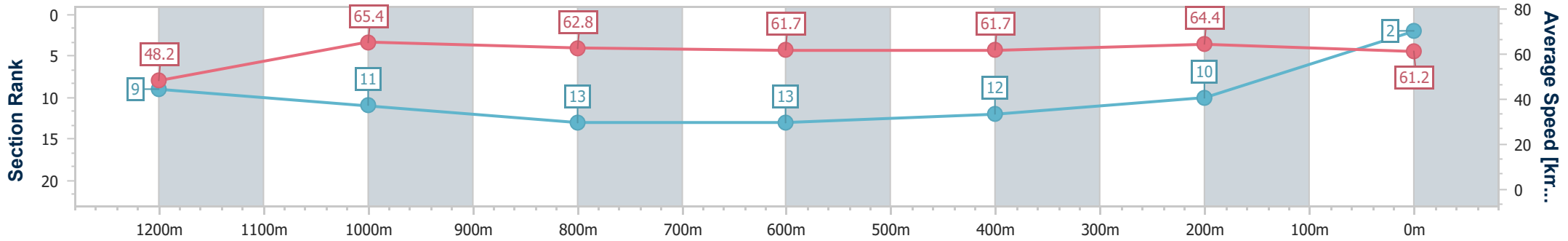


**Doomben QLD Professional**  
**Race 10: LADBROKES BRC SPRINT - 1350m**  
 25 May 2024 - 16:32  
 Track Rating: Soft 6, Weather: Overcast, Rail Position: +2m Entire



BRISBANE  
RACING CLUB

Section	Overall	1200m	1000m	800m	600m	400m	200m
Section Times	1:20.08 [2] (0:11.22)	1:08.86 [9] (0:11.02)	0:57.84 [11] (0:11.48)	0:46.36 [13] (0:11.72)	0:34.64 [13] (0:11.72)	0:22.92 [12] (0:11.17)	0:11.75 [10] (0:11.75)
Average Speed [km/h]	48.2	65.4	62.8	61.7	61.7	64.4	61.2
Top Speed [km/h]	66.1	66.3	65.0	63.1	62.7	66.5	64.7
Avg. Dist. to Rail [m]	2.2	1.1	1.1	1.1	0.6	2.4	5.0
Avg. Stride Freq. [Hz]	2.3	2.3	2.2	2.2	2.2	2.3	2.2
Avg. Stride Length [m]	5.8	8.0	8.0	7.8	7.8	7.8	7.6



- [ ] Ranking at each section and finish
- .-.- No data available at this section
- NA No data available



Horse/Jockey Name	Prince Of Boom
Final Rank	3
Fastest Section Time (Section)	0:10.72 (1200m)
Top Speed [km/h] (Section)	68.6 (1200m)
Race State	Finished

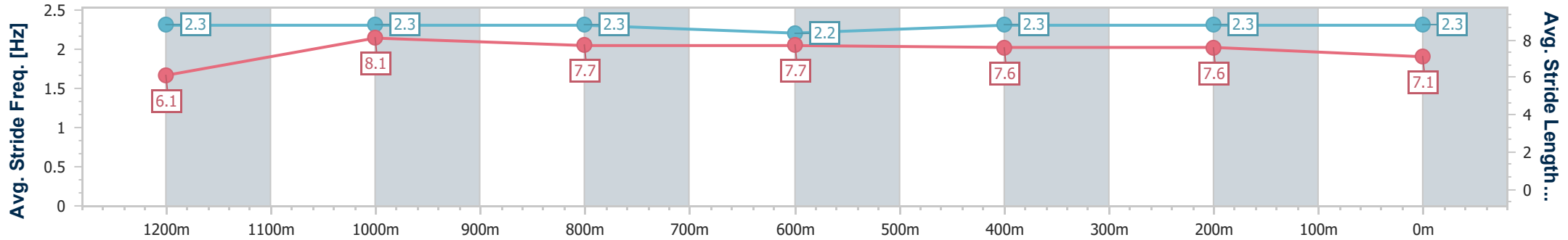
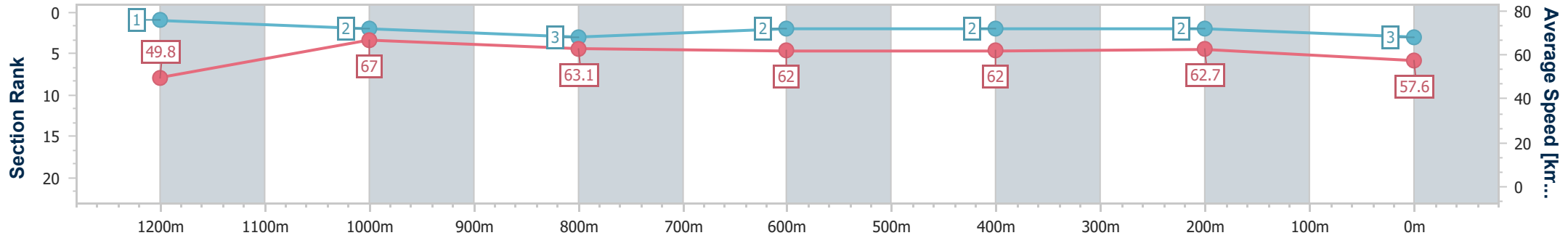


**Doomben QLD Professional**  
**Race 10: LADBROKES BRC SPRINT - 1350m**  
 25 May 2024 - 16:32  
 Track Rating: Soft 6, Weather: Overcast, Rail Position: +2m Entire



BRISBANE  
RACING CLUB

Section	Overall	1200m	1000m	800m	600m	400m	200m
Section Times	1:20.26 [3] (0:10.84)	1:09.42 [1] (0:10.72)	0:58.70 [2] (0:11.44)	0:47.26 [3] (0:11.56)	0:35.70 [2] (0:11.64)	0:24.06 [2] (0:11.57)	0:12.49 [2] (0:12.49)
Average Speed [km/h]	49.8	67.0	63.1	62.0	62.0	62.7	57.6
Top Speed [km/h]	66.2	68.6	65.2	62.7	62.5	63.7	60.9
Avg. Dist. to Rail [m]	6.5	2.8	0.8	0.6	0.3	5.2	9.0
Avg. Stride Freq. [Hz]	2.3	2.3	2.3	2.2	2.3	2.3	2.3
Avg. Stride Length [m]	6.1	8.1	7.7	7.7	7.6	7.6	7.1



- [ ] Ranking at each section and finish
- .-.- No data available at this section
- NA No data available



Horse/Jockey Name	Zarastro
Final Rank	4
Fastest Section Time (Section)	0:10.60 (1200m)
Top Speed [km/h] (Section)	69.2 (1200m)
Race State	Finished

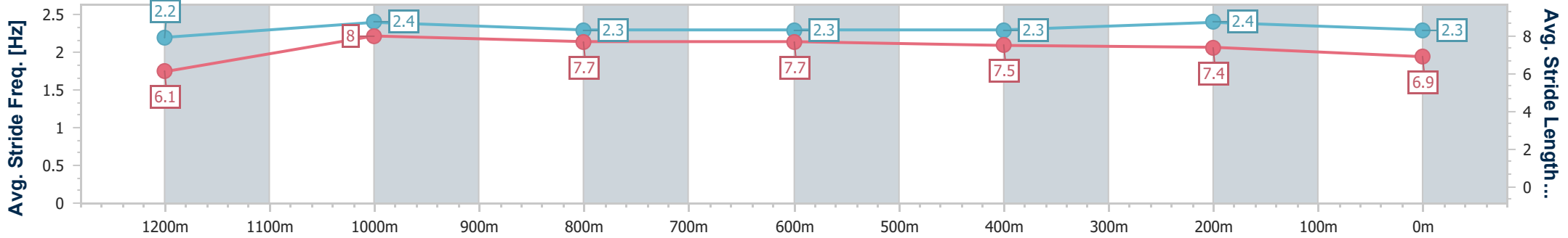
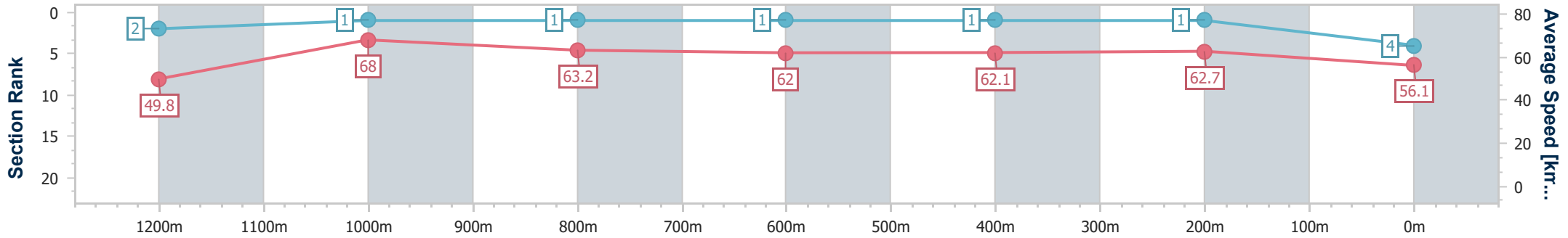


**Doomben QLD Professional**  
**Race 10: LADBROKES BRC SPRINT - 1350m**  
 25 May 2024 - 16:32  
 Track Rating: Soft 6, Weather: Overcast, Rail Position: +2m Entire



BRISBANE  
RACING CLUB

Section	Overall	1200m	1000m	800m	600m	400m	200m
Section Times	1:20.33 [4] (0:10.85)	1:09.48 [2] (0:10.60)	0:58.88 [1] (0:11.38)	0:47.50 [1] (0:11.56)	0:35.94 [1] (0:11.57)	0:24.37 [1] (0:11.56)	0:12.81 [1] (0:12.81)
Average Speed [km/h]	49.8	68.0	63.2	62.0	62.1	62.7	56.1
Top Speed [km/h]	67.5	69.2	65.9	63.1	63.1	63.7	60.3
Avg. Dist. to Rail [m]	12.7	4.2	1.3	0.8	0.4	4.3	8.3
Avg. Stride Freq. [Hz]	2.2	2.4	2.3	2.3	2.3	2.4	2.3
Avg. Stride Length [m]	6.1	8.0	7.7	7.7	7.5	7.4	6.9



- [ ] Ranking at each section and finish
- .-.- No data available at this section
- NA No data available



Horse/Jockey Name	Yellow Brick
Final Rank	5
Fastest Section Time (Section)	0:10.83 (1200m)
Top Speed [km/h] (Section)	67.6 (1200m)
Race State	Finished

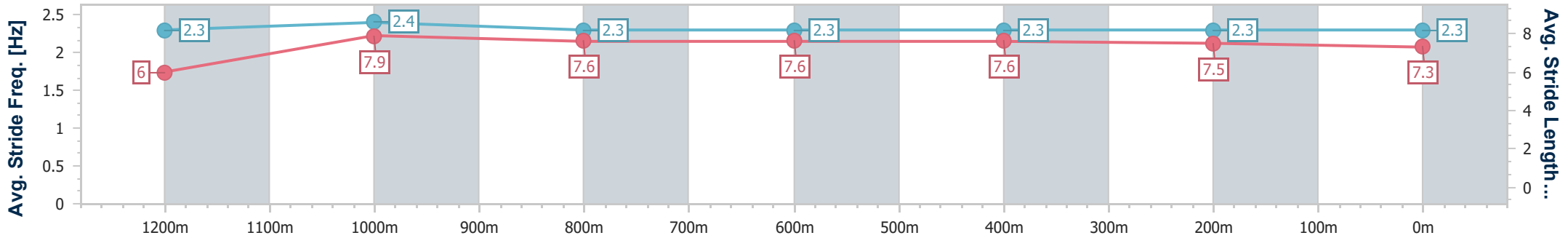
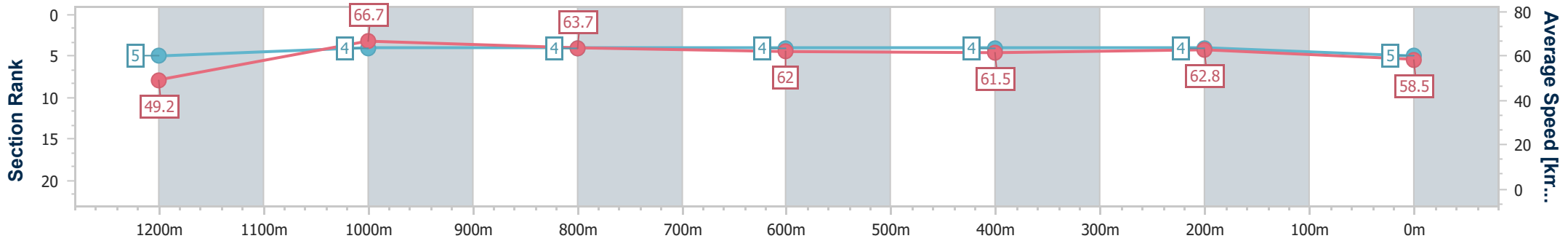


**Doomben QLD Professional**  
**Race 10: LADBROKES BRC SPRINT - 1350m**  
 25 May 2024 - 16:32  
 Track Rating: Soft 6, Weather: Overcast, Rail Position: +2m Entire



BRISBANE  
RACING CLUB

Section	Overall	1200m	1000m	800m	600m	400m	200m
Section Times	1:20.35 [5] (0:10.94)	1:09.41 [5] (0:10.83)	0:58.58 [4] (0:11.40)	0:47.18 [4] (0:11.67)	0:35.51 [4] (0:11.72)	0:23.79 [4] (0:11.50)	0:12.29 [4] (0:12.29)
Average Speed [km/h]	49.2	66.7	63.7	62.0	61.5	62.8	58.5
Top Speed [km/h]	65.2	67.6	66.7	63.2	62.1	64.1	62.1
Avg. Dist. to Rail [m]	10.3	4.3	3.3	1.3	0.3	4.7	9.8
Avg. Stride Freq. [Hz]	2.3	2.4	2.3	2.3	2.3	2.3	2.3
Avg. Stride Length [m]	6.0	7.9	7.6	7.6	7.6	7.5	7.3



- [ ] Ranking at each section and finish
- .-.- No data available at this section
- NA No data available



Horse/Jockey Name	Vilana
Final Rank	6
Fastest Section Time (Section)	0:10.98 (Overall)
Top Speed [km/h] (Section)	66.4 (1200m)
Race State	Finished

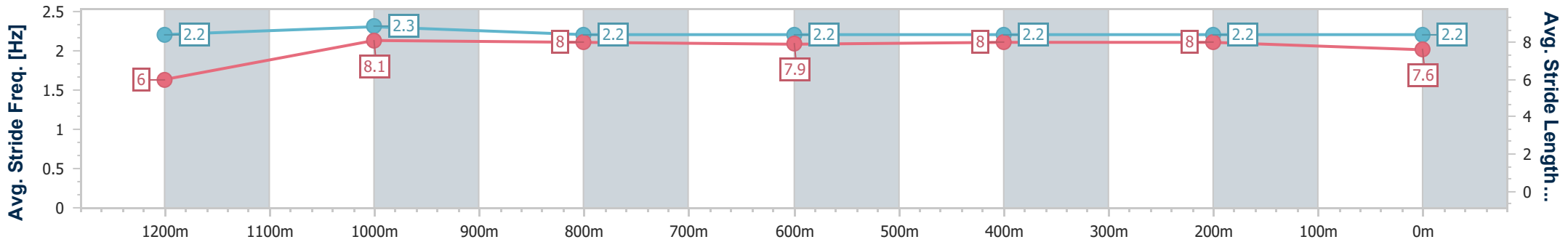
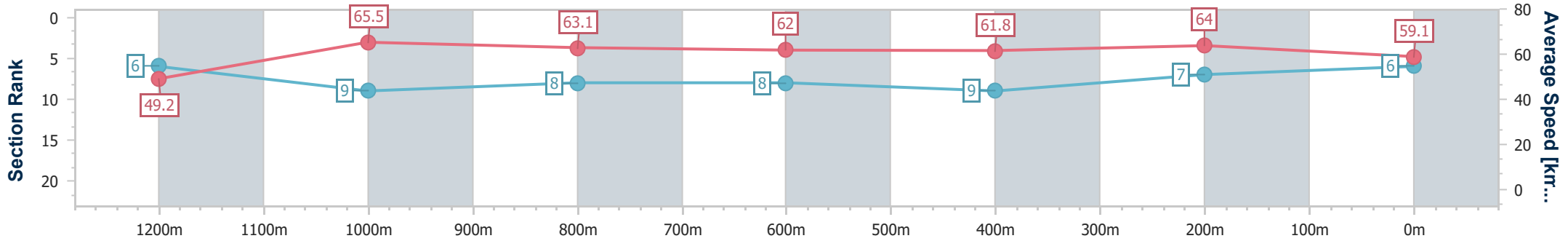


**Doomben QLD Professional**  
**Race 10: LADBROKES BRC SPRINT - 1350m**  
 25 May 2024 - 16:32  
 Track Rating: Soft 6, Weather: Overcast, Rail Position: +2m Entire



BRISBANE  
RACING CLUB

Section	Overall	1200m	1000m	800m	600m	400m	200m
Section Times	1:20.38 [6] (0:10.98)	1:09.40 [6] (0:11.01)	0:58.39 [9] (0:11.45)	0:46.94 [8] (0:11.72)	0:35.22 [8] (0:11.75)	0:23.47 [9] (0:11.31)	0:12.16 [7] (0:12.16)
Average Speed [km/h]	49.2	65.5	63.1	62.0	61.8	64.0	59.1
Top Speed [km/h]	64.3	66.4	65.3	63.6	63.5	64.9	62.8
Avg. Dist. to Rail [m]	7.7	2.8	2.4	1.6	1.3	4.8	7.1
Avg. Stride Freq. [Hz]	2.2	2.3	2.2	2.2	2.2	2.2	2.2
Avg. Stride Length [m]	6.0	8.1	8.0	7.9	8.0	8.0	7.6



- [ ] Ranking at each section and finish
- .-.- No data available at this section
- NA No data available



Horse/Jockey Name	The Inevitable
Final Rank	7
Fastest Section Time (Section)	0:11.13 (1200m)
Top Speed [km/h] (Section)	66.8 (1200m)
Race State	Finished

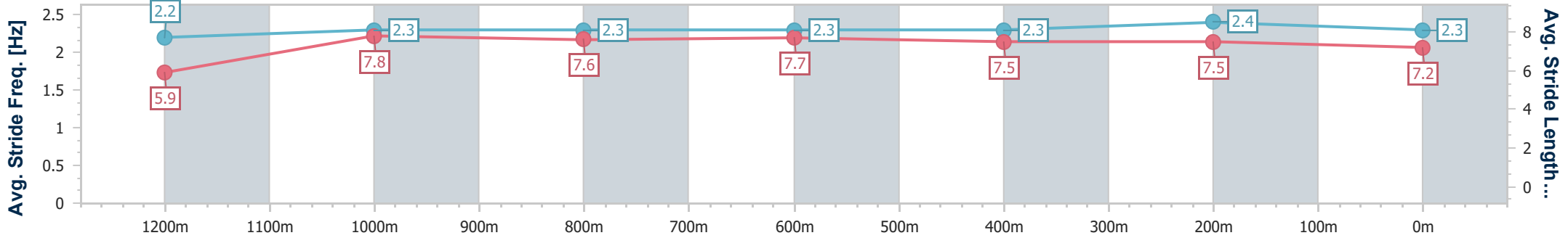
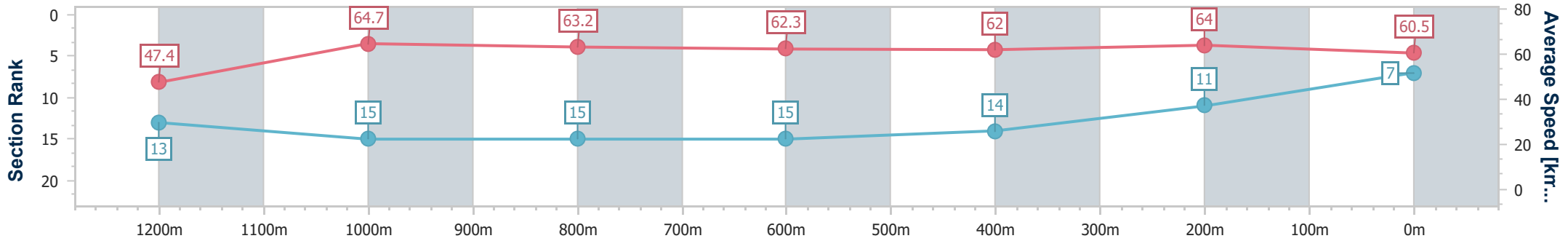


**Doomben QLD Professional**  
**Race 10: LADBROKES BRC SPRINT - 1350m**  
 25 May 2024 - 16:32  
 Track Rating: Soft 6, Weather: Overcast, Rail Position: +2m Entire



BRISBANE  
RACING CLUB

Section	Overall	1200m	1000m	800m	600m	400m	200m
Section Times	1:20.40 [7] (0:11.45)	1:08.95 [13] (0:11.13)	0:57.82 [15] (0:11.42)	0:46.40 [15] (0:11.69)	0:34.71 [15] (0:11.59)	0:23.12 [14] (0:11.25)	0:11.87 [11] (0:11.87)
Average Speed [km/h]	47.4	64.7	63.2	62.3	62.0	64.0	60.5
Top Speed [km/h]	62.5	66.8	65.7	63.7	63.7	65.3	64.2
Avg. Dist. to Rail [m]	13.6	5.0	2.6	1.5	0.6	3.8	10.1
Avg. Stride Freq. [Hz]	2.2	2.3	2.3	2.3	2.3	2.4	2.3
Avg. Stride Length [m]	5.9	7.8	7.6	7.7	7.5	7.5	7.2



- [ ] Ranking at each section and finish
- .-.- No data available at this section
- NA No data available





Horse/Jockey Name	Strait Acer
Final Rank	8
Fastest Section Time (Section)	0:10.96 (1200m)
Top Speed [km/h] (Section)	66.5 (1200m)
Race State	Finished

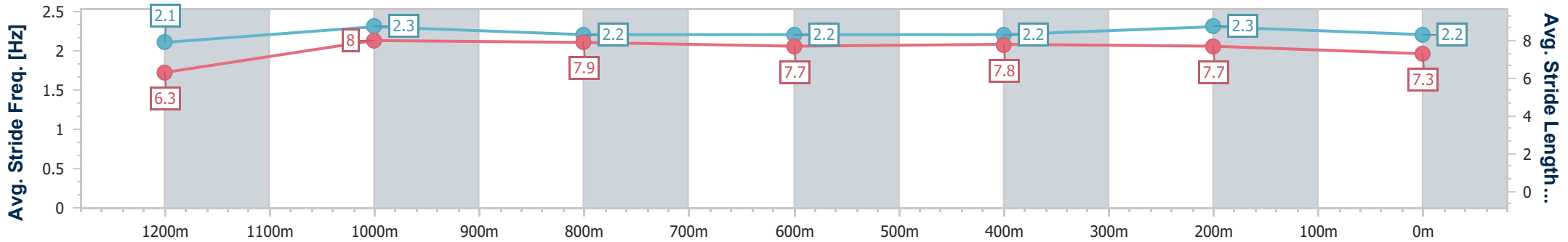
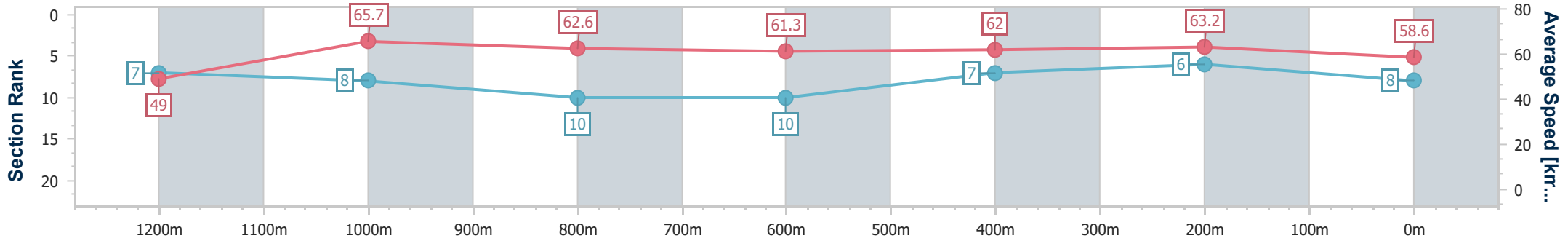


**Doomben QLD Professional**  
**Race 10: LADBROKES BRC SPRINT - 1350m**  
 25 May 2024 - 16:32  
 Track Rating: Soft 6, Weather: Overcast, Rail Position: +2m Entire



BRISBANE  
RACING CLUB

Section	Overall	1200m	1000m	800m	600m	400m	200m
Section Times	1:20.44 [8] (0:11.02)	1:09.42 [7] (0:10.96)	0:58.46 [8] (0:11.52)	0:46.94 [10] (0:11.70)	0:35.24 [10] (0:11.58)	0:23.66 [7] (0:11.40)	0:12.26 [6] (0:12.26)
Average Speed [km/h]	49.0	65.7	62.6	61.3	62.0	63.2	58.6
Top Speed [km/h]	65.2	66.5	63.8	62.2	63.0	64.3	62.2
Avg. Dist. to Rail [m]	2.9	0.9	0.6	0.4	1.0	3.4	5.4
Avg. Stride Freq. [Hz]	2.1	2.3	2.2	2.2	2.2	2.3	2.2
Avg. Stride Length [m]	6.3	8.0	7.9	7.7	7.8	7.7	7.3



- [ ] Ranking at each section and finish
- .-.- No data available at this section
- NA No data available



Horse/Jockey Name	Irish Songs
Final Rank	9
Fastest Section Time (Section)	0:10.81 (1200m)
Top Speed [km/h] (Section)	67.8 (1200m)
Race State	Finished

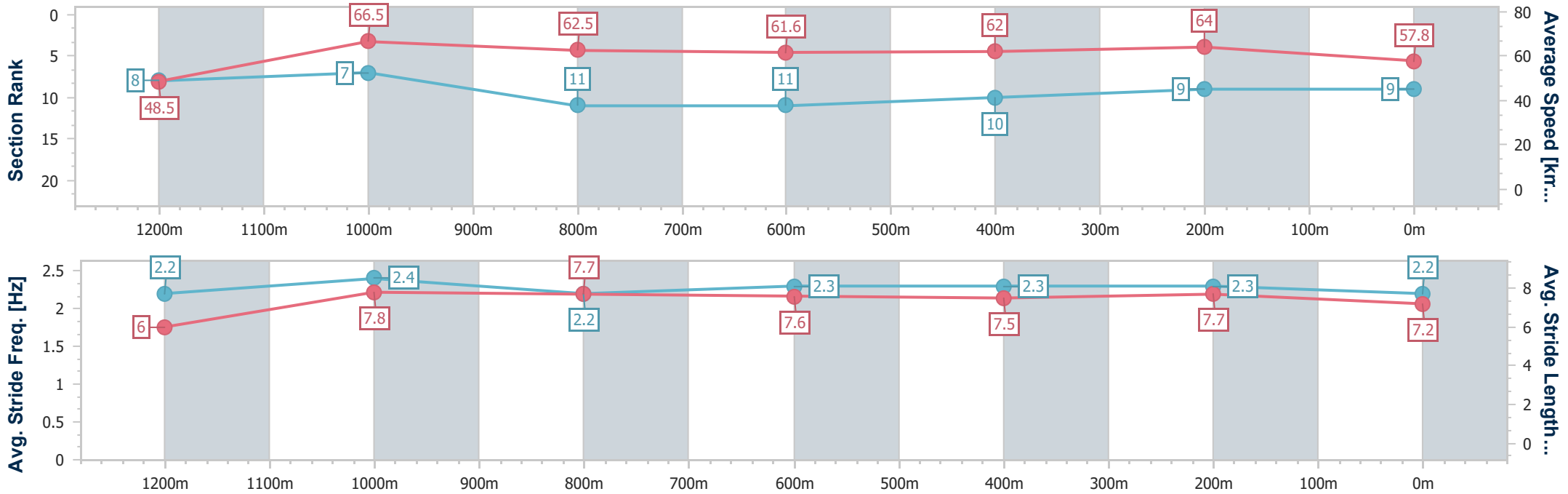


**Doomben QLD Professional**  
**Race 10: LADBROKES BRC SPRINT - 1350m**  
 25 May 2024 - 16:32  
 Track Rating: Soft 6, Weather: Overcast, Rail Position: +2m Entire



BRISBANE  
RACING CLUB

Section	Overall	1200m	1000m	800m	600m	400m	200m
Section Times	1:20.68 [9] (0:11.15)	1:09.53 [8] (0:10.81)	0:58.72 [7] (0:11.61)	0:47.11 [11] (0:11.79)	0:35.32 [11] (0:11.59)	0:23.73 [10] (0:11.31)	0:12.42 [9] (0:12.42)
Average Speed [km/h]	48.5	66.5	62.5	61.6	62.0	64.0	57.8
Top Speed [km/h]	66.4	67.8	64.6	62.7	64.4	65.8	61.1
Avg. Dist. to Rail [m]	6.1	2.8	2.4	1.7	0.6	3.9	6.8
Avg. Stride Freq. [Hz]	2.2	2.4	2.2	2.3	2.3	2.3	2.2
Avg. Stride Length [m]	6.0	7.8	7.7	7.6	7.5	7.7	7.2



- [ ] Ranking at each section and finish
- .-.- No data available at this section
- NA No data available



Horse/Jockey Name	Pearson
Final Rank	10
Fastest Section Time (Section)	0:10.40 (1200m)
Top Speed [km/h] (Section)	69.9 (1200m)
Race State	Finished

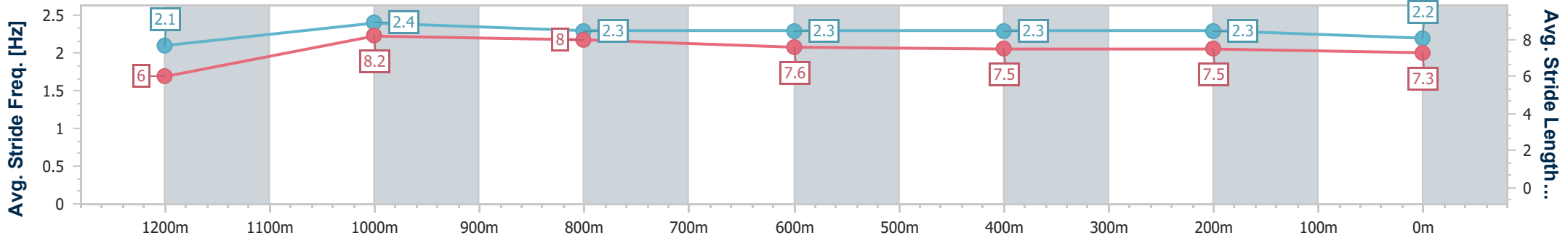
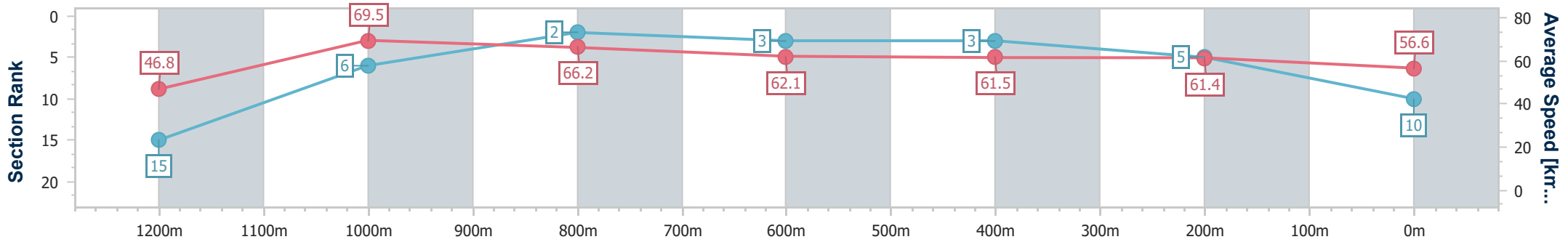


**Doomben QLD Professional**  
**Race 10: LADBROKES BRC SPRINT - 1350m**  
 25 May 2024 - 16:32  
 Track Rating: Soft 6, Weather: Overcast, Rail Position: +2m Entire



BRISBANE  
RACING CLUB

Section	Overall	1200m	1000m	800m	600m	400m	200m
Section Times	1:20.88 [10] (0:11.51)	1:09.37 [15] (0:10.40)	0:58.97 [6] (0:10.96)	0:48.01 [2] (0:11.71)	0:36.30 [3] (0:11.78)	0:24.52 [3] (0:11.79)	0:12.73 [5] (0:12.73)
Average Speed [km/h]	46.8	69.5	66.2	62.1	61.5	61.4	56.6
Top Speed [km/h]	67.5	69.9	69.1	64.4	62.1	62.7	60.2
Avg. Dist. to Rail [m]	11.1	5.5	4.5	2.2	1.2	4.9	8.2
Avg. Stride Freq. [Hz]	2.1	2.4	2.3	2.3	2.3	2.3	2.2
Avg. Stride Length [m]	6.0	8.2	8.0	7.6	7.5	7.5	7.3



- [ ] Ranking at each section and finish
- .-.- No data available at this section
- NA No data available



Horse/Jockey Name	Surf Dancer
Final Rank	11
Fastest Section Time (Section)	0:10.88 (Overall)
Top Speed [km/h] (Section)	66.6 (1200m)
Race State	Finished

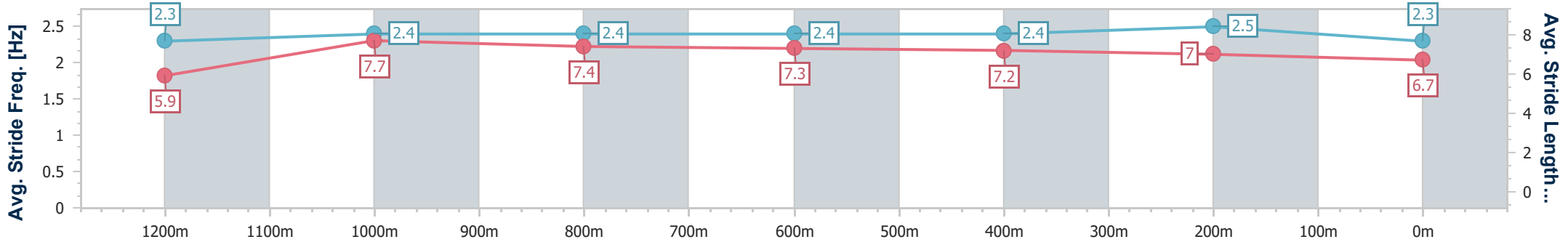
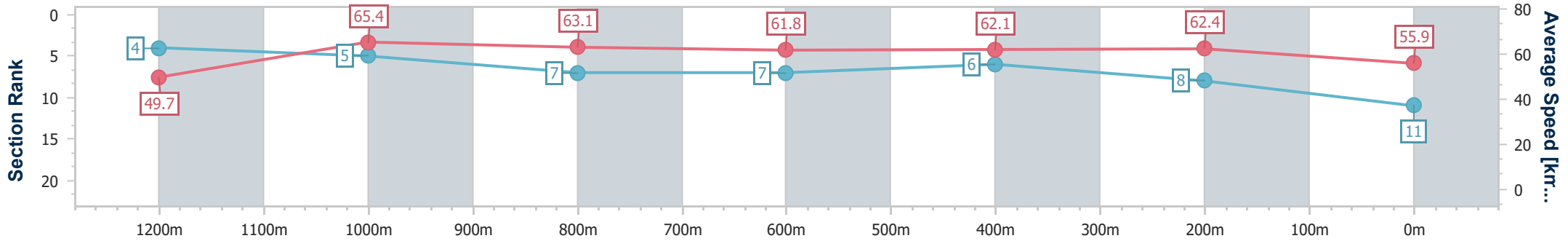


**Doomben QLD Professional**  
**Race 10: LADBROKES BRC SPRINT - 1350m**  
 25 May 2024 - 16:32  
 Track Rating: Soft 6, Weather: Overcast, Rail Position: +2m Entire



BRISBANE  
RACING CLUB

Section	Overall	1200m	1000m	800m	600m	400m	200m
Section Times	1:21.10 [11] (0:10.88)	1:10.22 [4] (0:10.97)	0:59.25 [5] (0:11.46)	0:47.79 [7] (0:11.83)	0:35.96 [7] (0:11.60)	0:24.36 [6] (0:11.50)	0:12.86 [8] (0:12.86)
Average Speed [km/h]	49.7	65.4	63.1	61.8	62.1	62.4	55.9
Top Speed [km/h]	66.1	66.6	63.8	63.7	63.3	63.4	61.0
Avg. Dist. to Rail [m]	3.3	1.3	0.8	2.7	1.3	2.4	5.0
Avg. Stride Freq. [Hz]	2.3	2.4	2.4	2.4	2.4	2.5	2.3
Avg. Stride Length [m]	5.9	7.7	7.4	7.3	7.2	7.0	6.7



- [ ] Ranking at each section and finish
- .-.- No data available at this section
- NA No data available



Horse/Jockey Name	Legacies
Final Rank	12
Fastest Section Time (Section)	0:10.79 (1200m)
Top Speed [km/h] (Section)	68.6 (1200m)
Race State	Finished

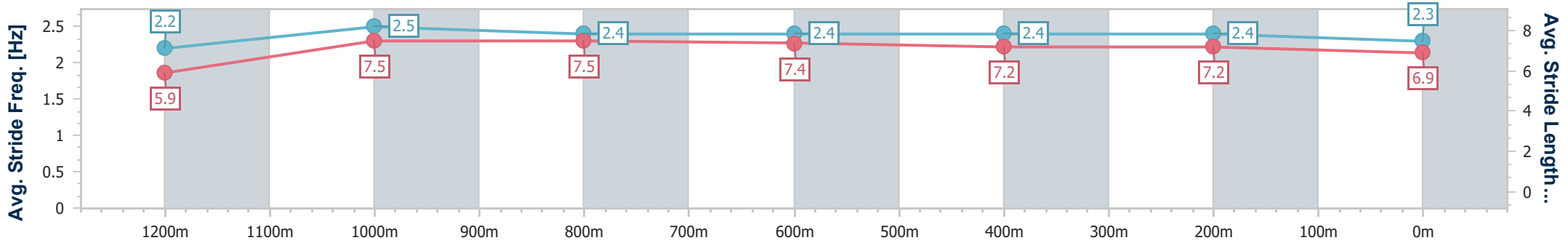
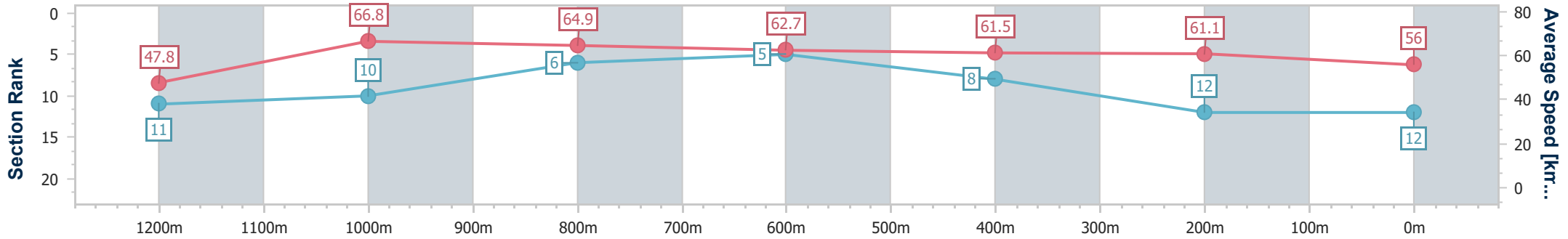


**Doomben QLD Professional**  
**Race 10: LADBROKES BRC SPRINT - 1350m**  
 25 May 2024 - 16:32  
 Track Rating: Soft 6, Weather: Overcast, Rail Position: +2m Entire



BRISBANE  
RACING CLUB

Section	Overall	1200m	1000m	800m	600m	400m	200m
Section Times	1:21.53 [12] (0:11.26)	1:10.27 [11] (0:10.79)	0:59.48 [10] (0:11.22)	0:48.26 [6] (0:11.72)	0:36.54 [5] (0:11.82)	0:24.72 [8] (0:11.85)	0:12.87 [12] (0:12.87)
Average Speed [km/h]	47.8	66.8	64.9	62.7	61.5	61.1	56.0
Top Speed [km/h]	64.5	68.6	67.4	63.8	62.7	62.5	59.2
Avg. Dist. to Rail [m]	12.9	7.7	5.0	3.3	2.3	5.9	9.5
Avg. Stride Freq. [Hz]	2.2	2.5	2.4	2.4	2.4	2.4	2.3
Avg. Stride Length [m]	5.9	7.5	7.5	7.4	7.2	7.2	6.9



- [ ] Ranking at each section and finish
- .-.- No data available at this section
- NA No data available



Horse/Jockey Name	Jetty
Final Rank	13
Fastest Section Time (Section)	0:11.01 (1200m)
Top Speed [km/h] (Section)	66.4 (1200m)
Race State	Finished

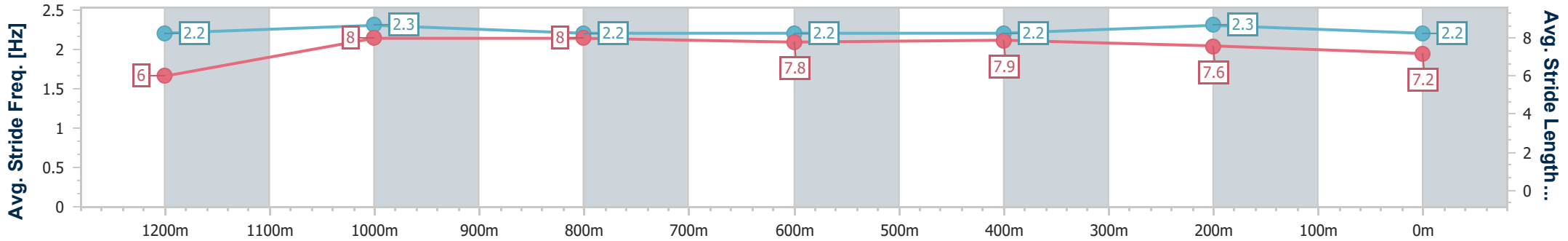
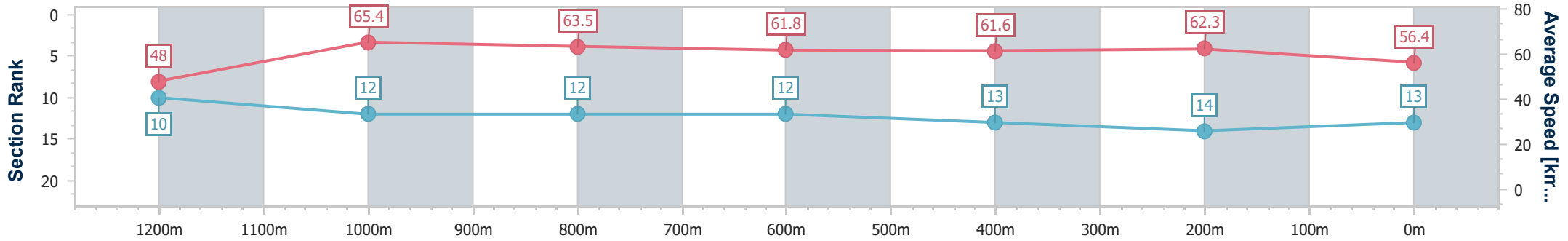


**Doomben QLD Professional**  
**Race 10: LADBROKES BRC SPRINT - 1350m**  
 25 May 2024 - 16:32  
 Track Rating: Soft 6, Weather: Overcast, Rail Position: +2m Entire



BRISBANE  
RACING CLUB

Section	Overall	1200m	1000m	800m	600m	400m	200m
Section Times	1:21.62 [13] (0:11.24)	1:10.38 [10] (0:11.01)	0:59.37 [12] (0:11.42)	0:47.95 [12] (0:11.73)	0:36.22 [12] (0:11.82)	0:24.40 [13] (0:11.62)	0:12.78 [14] (0:12.78)
Average Speed [km/h]	48.0	65.4	63.5	61.8	61.6	62.3	56.4
Top Speed [km/h]	64.1	66.4	65.3	63.0	62.5	63.8	60.6
Avg. Dist. to Rail [m]	8.3	3.1	2.3	1.8	1.7	6.6	11.2
Avg. Stride Freq. [Hz]	2.2	2.3	2.2	2.2	2.2	2.3	2.2
Avg. Stride Length [m]	6.0	8.0	8.0	7.8	7.9	7.6	7.2



- [ ] Ranking at each section and finish
- .-.- No data available at this section
- NA No data available



Horse/Jockey Name	Rustic Steel
Final Rank	14
Fastest Section Time (Section)	0:10.80 (1200m)
Top Speed [km/h] (Section)	68.0 (1200m)
Race State	Finished

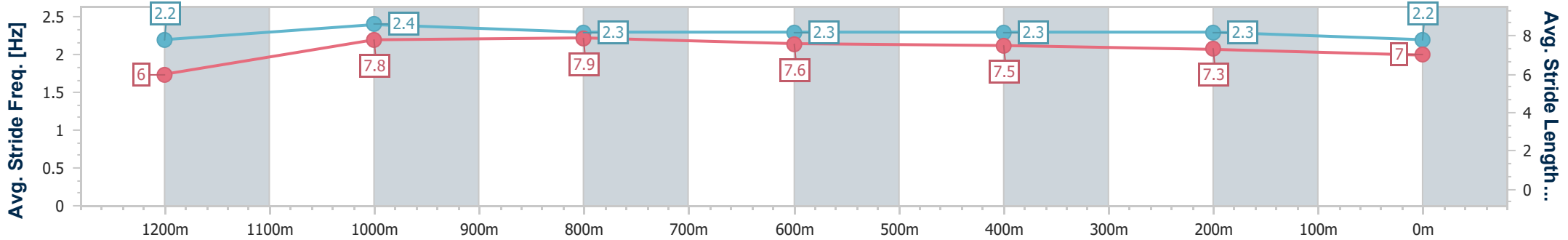
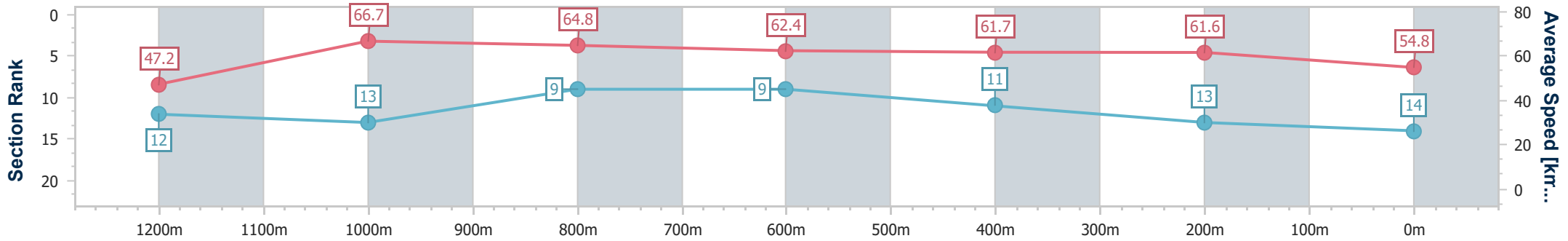


**Doomben QLD Professional**  
**Race 10: LADBROKES BRC SPRINT - 1350m**  
 25 May 2024 - 16:32  
 Track Rating: Soft 6, Weather: Overcast, Rail Position: +2m Entire



BRISBANE  
RACING CLUB

Section	Overall	1200m	1000m	800m	600m	400m	200m
Section Times	1:21.88 [14] (0:11.45)	1:10.43 [12] (0:10.80)	0:59.63 [13] (0:11.20)	0:48.43 [9] (0:11.71)	0:36.72 [9] (0:11.81)	0:24.91 [11] (0:11.77)	0:13.14 [13] (0:13.14)
Average Speed [km/h]	47.2	66.7	64.8	62.4	61.7	61.6	54.8
Top Speed [km/h]	65.4	68.0	66.9	64.2	62.5	62.4	59.3
Avg. Dist. to Rail [m]	12.0	6.1	3.7	3.1	2.4	5.6	10.2
Avg. Stride Freq. [Hz]	2.2	2.4	2.3	2.3	2.3	2.3	2.2
Avg. Stride Length [m]	6.0	7.8	7.9	7.6	7.5	7.3	7.0



- [ ] Ranking at each section and finish
- .-.- No data available at this section
- NA No data available



Horse/Jockey Name	Ucalledit
Final Rank	15
Fastest Section Time (Section)	0:10.94 (1200m)
Top Speed [km/h] (Section)	66.4 (1200m)
Race State	Finished

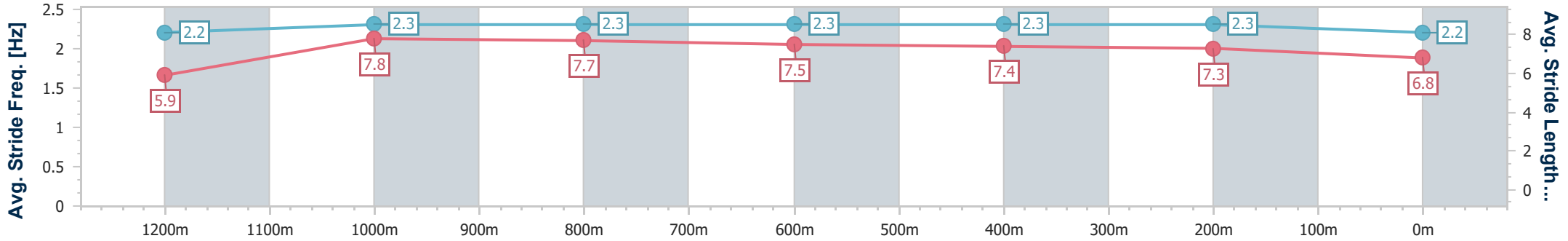
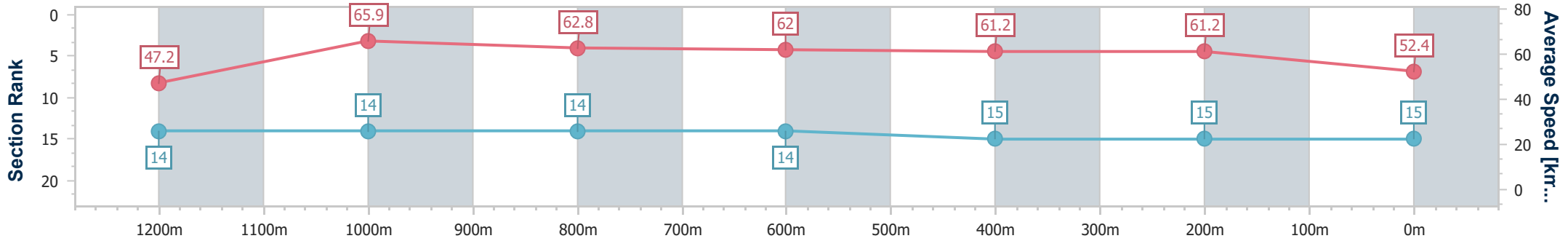


**Doomben QLD Professional**  
**Race 10: LADBROKES BRC SPRINT - 1350m**  
 25 May 2024 - 16:32  
 Track Rating: Soft 6, Weather: Overcast, Rail Position: +2m Entire



BRISBANE  
RACING CLUB

Section	Overall	1200m	1000m	800m	600m	400m	200m
Section Times	1:22.85 [15] (0:11.46)	1:11.39 [14] (0:10.94)	1:00.45 [14] (0:11.44)	0:49.01 [14] (0:11.69)	0:37.32 [14] (0:11.80)	0:25.52 [15] (0:11.78)	0:13.74 [15] (0:13.74)
Average Speed [km/h]	47.2	65.9	62.8	62.0	61.2	61.2	52.4
Top Speed [km/h]	64.3	66.4	64.9	62.4	62.2	62.6	58.3
Avg. Dist. to Rail [m]	8.8	0.7	0.6	0.8	0.6	2.1	3.4
Avg. Stride Freq. [Hz]	2.2	2.3	2.3	2.3	2.3	2.3	2.2
Avg. Stride Length [m]	5.9	7.8	7.7	7.5	7.4	7.3	6.8



- [ ] Ranking at each section and finish
- .-.- No data available at this section
- NA No data available