



Rockhampton QLD Professional

Race 1: Milne Bros QTIS Three-Years-Old Handicap - 1300m

23 May 2024 - 12:30



Track Rating: Soft 5, Weather: Fine, Rail Position: +6.5m Entire

Section	Overall	1200m	1000m	800m	600m	400m	Last 600m						
Field Times	1:16.81 (0:07.93)	1:08.88 (0:11.82)	0:57.06 (0:11.79)	0:45.27 (0:11.61)	0:33.66 (0:10.77)	0:22.89 (0:11.05)	0:33.66						
Rank	TAB	Horse/Jockey	Barrier	Top Speed [km/h]	Fastest Section	Overall	1200m	1000m	800m	600m	400m	Last 600m	Distance Travelled [m]
1	3	CHERRY ROSE Justin Stanley	4	68.4 600m	0:07.93 Overall	1:16.81 [1] (0:07.93)	1:08.88 [1] (0:11.87)	0:57.01 [2] (0:11.85)	0:45.16 [2] (0:11.78)	0:33.38 [3] (0:10.70)	0:22.68 [3] (0:10.94)	0:33.38	
2	5	PAPASITO Brooke Johnson	5	68.9 600m	0:08.14 Overall	1:16.84 [2] (0:08.14)	1:08.70 [2] (0:11.61)	0:57.09 [1] (0:11.79)	0:45.30 [1] (0:11.61)	0:33.69 [1] (0:10.83)	0:22.86 [2] (0:10.99)	0:33.69	-2
3	2	FINE SHOT Ryan Wiggins	8	69.1 600m	0:08.53 Overall	1:17.06 [3] (0:08.53)	1:08.53 [4] (0:11.65)	0:56.88 [3] (0:11.82)	0:45.06 [4] (0:11.77)	0:33.29 [4] (0:10.73)	0:22.56 [4] (0:10.82)	0:33.29	+7
4	6	THE BLONDE GODDESS Warwick Satherley	1	69.1 600m	0:08.14 Overall	1:17.82 [4] (0:08.14)	1:09.68 [3] (0:12.07)	0:57.61 [4] (0:11.61)	0:46.00 [3] (0:11.48)	0:34.52 [2] (0:10.62)	0:23.90 [1] (0:11.14)	0:34.52	+3

Scratched: Cryptic Prism (#7), Hell (#4), Track Tale (#1), Our Benefit (#8)

[] Ranking at each section and finish
 -:-:-:- No data available at this section
 NA No data available

SCN Saddle cloth number
 DNF Did not finish
 DNT Did not track



Rockhampton QLD Professional

Race 1: Milne Bros QTIS Three-Years-Old Handicap - 1300m

23 May 2024 - 12:30



Track Rating: Soft 5, Weather: Fine, Rail Position: +6.5m Entire

Section							200m			Last 600m
Field Times							0:11.84			0:33.66
							(0:11.84)			
Rank	TAB	Horse/Jockey	Barrier	Top Speed [km/h]	Fastest Section	Margin				Distance Travelled [m]
1	3	CHERRY ROSE	4	68.4	0:07.93	0:11.74 [3]	1:16.81			0:33.38
		Justin Stanley		600m	Overall	(0:11.74)				
2	5	PAPASITO	5	68.9	0:08.14	0:11.87 [1]	0.19L			0:33.69 -2
		Brooke Johnson		600m	Overall	(0:11.87)				
3	2	FINE SHOT	8	69.1	0:08.53	0:11.74 [4]	1.48L			0:33.29 +7
		Ryan Wiggins		600m	Overall	(0:11.74)				
4	6	THE BLONDE GODDESS	1	69.1	0:08.14	0:12.76 [2]	5.93L			0:34.52 +3
		Warwick Satherley		600m	Overall	(0:12.76)				

Scratched: Cryptic Prism (#7), Hell (#4), Track Tale (#1), Our Benefit (#8)

[] Ranking at each section and finish
 -:-:-:- No data available at this section
 NA No data available

SCN Saddle cloth number
 DNF Did not finish
 DNT Did not track



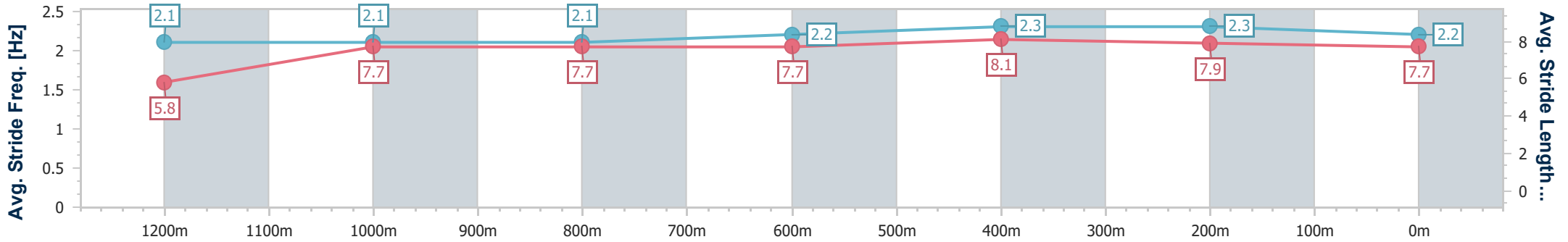
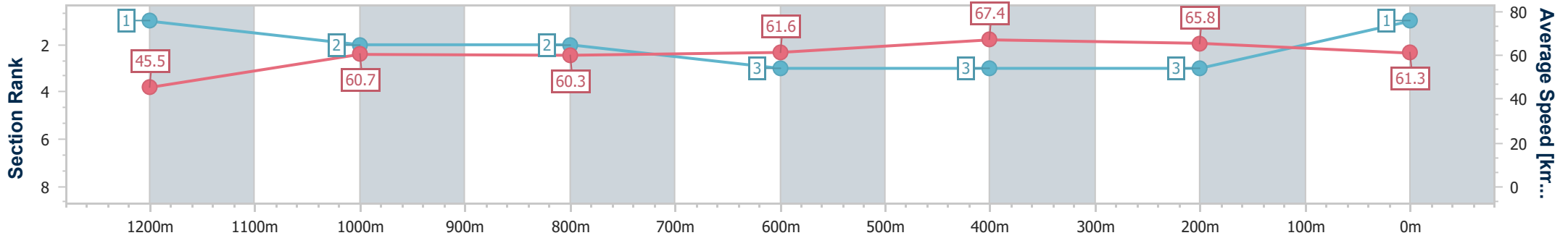
Horse/Jockey Name	Cherry Rose
Final Rank	1
Fastest Section Time (Section)	0:07.93 (Overall)
Top Speed [km/h] (Section)	68.4 (600m)
Race State	Finished



Rockhampton QLD Professional
 Race 1: Milne Bros QTIS Three-Years-Old Handicap - 1300m
 23 May 2024 - 12:30
 Track Rating: Soft 5, Weather: Fine, Rail Position: +6.5m Entire



Section	Overall	1200m	1000m	800m	600m	400m	200m
Section Times	1:16.81 [1] (0:07.93)	1:08.88 [1] (0:11.87)	0:57.01 [2] (0:11.85)	0:45.16 [2] (0:11.78)	0:33.38 [3] (0:10.70)	0:22.68 [3] (0:10.94)	0:11.74 [3] (0:11.74)
Average Speed [km/h]	45.5	60.7	60.3	61.6	67.4	65.8	61.3
Top Speed [km/h]	58.4	62.1	62.0	65.1	68.4	67.9	64.1
Avg. Dist. to Rail [m]	3.9	0.3	0.7	0.9	2.5	3.3	4.2
Avg. Stride Freq. [Hz]	2.1	2.1	2.1	2.2	2.3	2.3	2.2
Avg. Stride Length [m]	5.8	7.7	7.7	7.7	8.1	7.9	7.7



- [] Ranking at each section and finish
- .-.- No data available at this section
- NA No data available



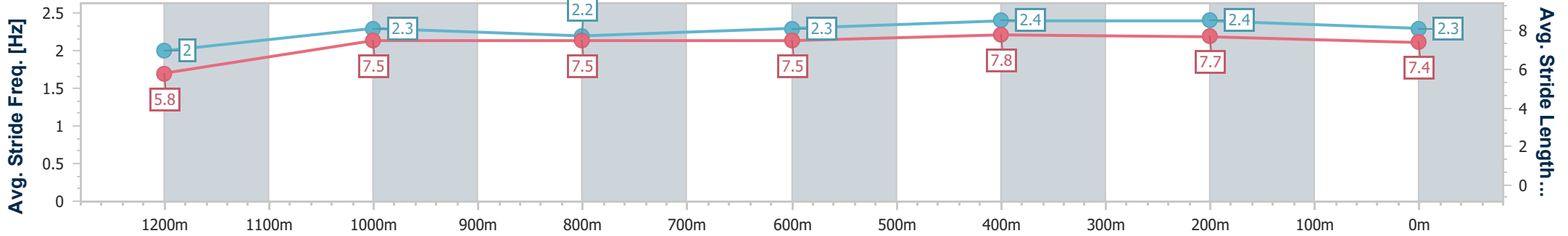
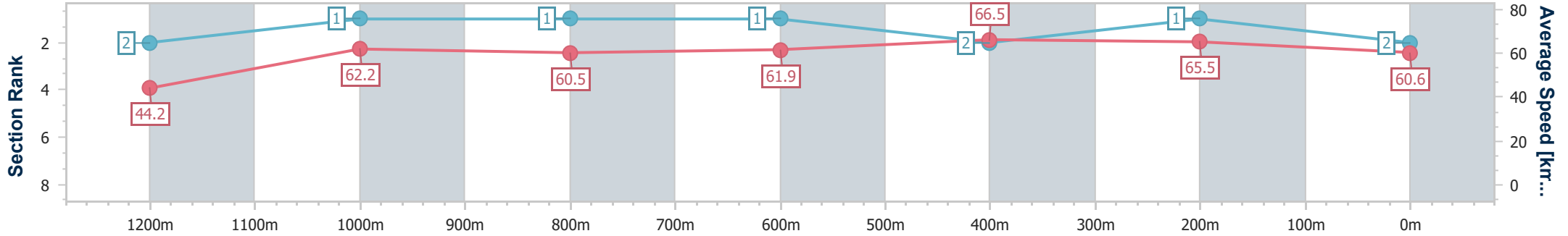
Horse/Jockey Name	Papasito
Final Rank	2
Fastest Section Time (Section)	0:08.14 (Overall)
Top Speed [km/h] (Section)	68.9 (600m)
Race State	Finished



Rockhampton QLD Professional
 Race 1: Milne Bros QTIS Three-Years-Old Handicap - 1300m
 23 May 2024 - 12:30
 Track Rating: Soft 5, Weather: Fine, Rail Position: +6.5m Entire



Section	Overall	1200m	1000m	800m	600m	400m	200m
Section Times	1:16.84 [2] (0:08.14)	1:08.70 [2] (0:11.61)	0:57.09 [1] (0:11.79)	0:45.30 [1] (0:11.61)	0:33.69 [1] (0:10.83)	0:22.86 [2] (0:10.99)	0:11.87 [1] (0:11.87)
Average Speed [km/h]	44.2	62.2	60.5	61.9	66.5	65.5	60.6
Top Speed [km/h]	60.6	62.7	62.7	65.8	68.9	68.6	63.0
Avg. Dist. to Rail [m]	5.4	0.4	1.1	0.8	2.1	1.5	1.1
Avg. Stride Freq. [Hz]	2.0	2.3	2.2	2.3	2.4	2.4	2.3
Avg. Stride Length [m]	5.8	7.5	7.5	7.5	7.8	7.7	7.4



- [] Ranking at each section and finish
- .-.- No data available at this section
- NA No data available



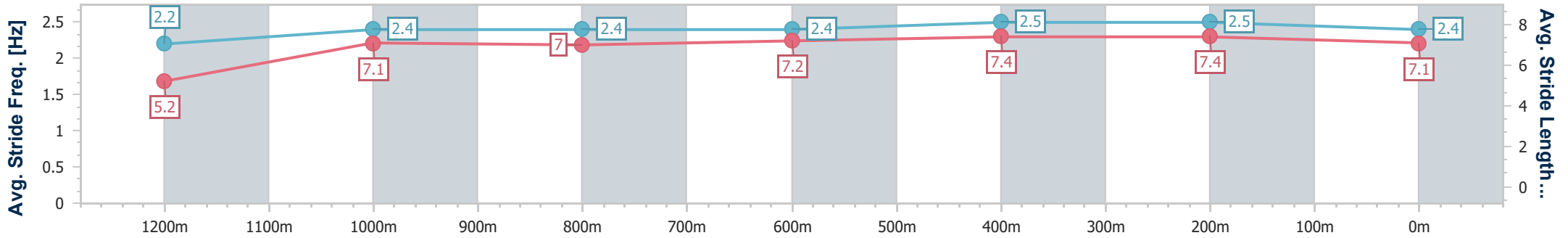
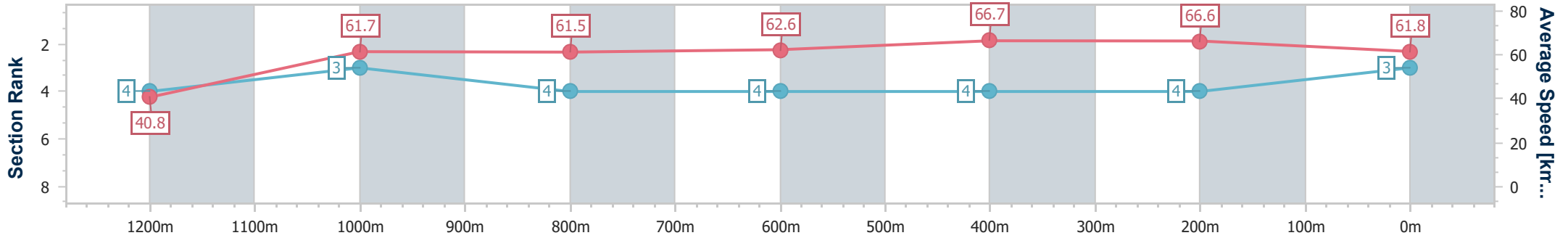
Horse/Jockey Name	Fine Shot
Final Rank	3
Fastest Section Time (Section)	0:08.53 (Overall)
Top Speed [km/h] (Section)	69.1 (600m)
Race State	Finished



Rockhampton QLD Professional
 Race 1: Milne Bros QTIS Three-Years-Old Handicap - 1300m
 23 May 2024 - 12:30
 Track Rating: Soft 5, Weather: Fine, Rail Position: +6.5m Entire



Section	Overall	1200m	1000m	800m	600m	400m	200m
Section Times	1:17.06 [3] (0:08.53)	1:08.53 [4] (0:11.65)	0:56.88 [3] (0:11.82)	0:45.06 [4] (0:11.77)	0:33.29 [4] (0:10.73)	0:22.56 [4] (0:10.82)	0:11.74 [4] (0:11.74)
Average Speed [km/h]	40.8	61.7	61.5	62.6	66.7	66.6	61.8
Top Speed [km/h]	56.6	63.5	63.8	65.2	69.1	68.9	66.0
Avg. Dist. to Rail [m]	4.1	0.5	0.8	2.6	5.9	7.1	7.5
Avg. Stride Freq. [Hz]	2.2	2.4	2.4	2.4	2.5	2.5	2.4
Avg. Stride Length [m]	5.2	7.1	7.0	7.2	7.4	7.4	7.1



- [] Ranking at each section and finish
- .-.- No data available at this section
- NA No data available



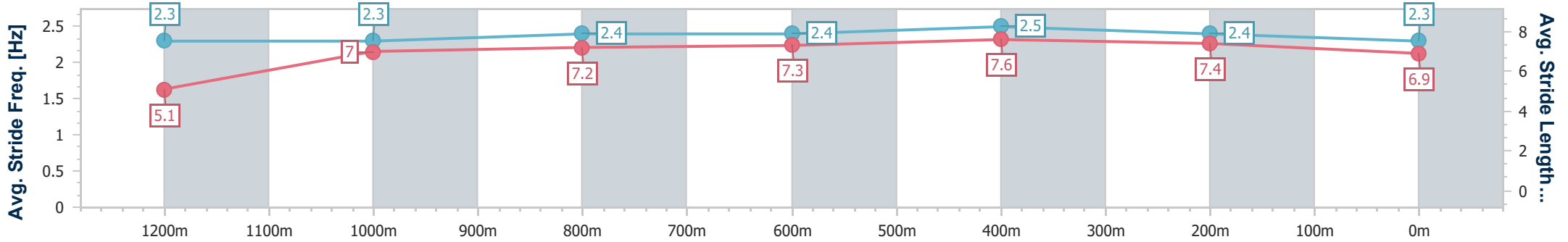
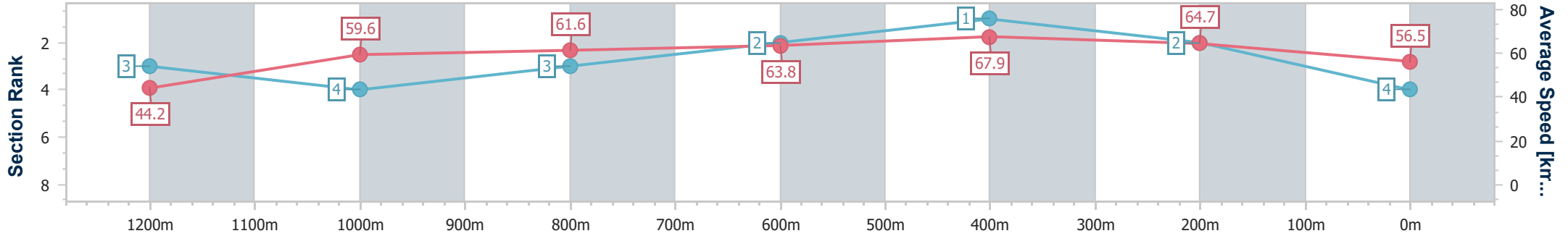
Horse/Jockey Name	The Blonde Goddess
Final Rank	4
Fastest Section Time (Section)	0:08.14 (Overall)
Top Speed [km/h] (Section)	69.1 (600m)
Race State	Finished



Rockhampton QLD Professional
 Race 1: Milne Bros QTIS Three-Years-Old Handicap - 1300m
 23 May 2024 - 12:30
 Track Rating: Soft 5, Weather: Fine, Rail Position: +6.5m Entire



Section	Overall	1200m	1000m	800m	600m	400m	200m
Section Times	1:17.82 [4] (0:08.14)	1:09.68 [3] (0:12.07)	0:57.61 [4] (0:11.61)	0:46.00 [3] (0:11.48)	0:34.52 [2] (0:10.62)	0:23.90 [1] (0:11.14)	0:12.76 [2]
Average Speed [km/h]	44.2	59.6	61.6	63.8	67.9	64.7	56.5
Top Speed [km/h]	58.1	62.3	63.0	65.8	69.1	66.9	61.4
Avg. Dist. to Rail [m]	2.3	1.2	1.2	2.1	4.2	3.8	3.7
Avg. Stride Freq. [Hz]	2.3	2.3	2.4	2.4	2.5	2.4	2.3
Avg. Stride Length [m]	5.1	7.0	7.2	7.3	7.6	7.4	6.9



- [] Ranking at each section and finish
- .-.- No data available at this section
- NA No data available