



Ipswich QLD Professional
Race 8: PEPPERJACK, HOLD YOUR HORSES QTIS Three-Year-Old
Handicap - 2180m
22 May 2024 - 16:04



Track Rating: Good 4, Weather: Fine, Rail Position: +6m Entire

Section		Overall	2000m	1800m	1600m	1400m	1200m	1000m	Last 600m				
Field Times		2:15.46 (0:13.26)	2:02.20 (0:10.71)	1:51.49 (0:11.44)	1:40.05 (0:12.28)	1:27.77 (0:12.94)	1:14.83 (0:13.18)	1:01.65 (0:12.25)	0:37.19				
Rank	TAB Horse/Jockey	Barrier	Top Speed [km/h]	Fastest Section									Distance Travelled [m]
1	4 FIRST INNINGS Jim Byrne	20	67.0 Overall	0:11.24 2000m	2:15.46 [1] (0:13.88)	2:01.58 [14] (0:11.24)	1:50.34 [14] (0:11.77)	1:38.57 [14] (0:12.38)	1:26.19 [13] (0:12.83)	1:13.36 [13] (0:12.95)	1:00.41 [13] (0:12.35)	0:36.10	
2	7 MISTERKIPCHOGE Craig Williams	9	67.3 2000m	0:10.92 2000m	2:15.82 [2] (0:13.52)	2:02.30 [9] (0:10.92)	1:51.38 [9] (0:11.78)	1:39.60 [9] (0:12.65)	1:26.95 [10] (0:12.78)	1:14.17 [10] (0:12.85)	1:01.32 [7] (0:12.40)	0:36.87	-5
3	11 SHY GUY Jake Bayliss	12	64.8 2000m	0:11.26 2000m	2:15.99 [3] (0:13.66)	2:02.33 [13] (0:11.26)	1:51.07 [13] (0:11.74)	1:39.33 [13] (0:12.67)	1:26.66 [14] (0:12.88)	1:13.78 [14] (0:12.99)	1:00.79 [14] (0:12.25)	0:36.56	-13
4	10 GREY ICE Angela Jones	10	66.2 2000m	0:10.99 2000m	2:16.05 [4] (0:13.60)	2:02.45 [12] (0:10.99)	1:51.46 [12] (0:11.77)	1:39.69 [11] (0:12.65)	1:27.04 [12] (0:12.93)	1:14.11 [12] (0:13.01)	1:01.10 [12] (0:12.47)	0:36.44	-9
5	2 HIYAAM PROUD Ryan Maloney	7	67.4 2000m	0:10.86 2000m	2:16.05 [5] (0:13.36)	2:02.69 [4] (0:10.86)	1:51.83 [5] (0:11.44)	1:40.39 [3] (0:12.33)	1:28.06 [3] (0:12.96)	1:15.10 [3] (0:13.08)	1:02.02 [3] (0:12.35)	0:37.52	-5
6	1 ENCODER James Orman	4	71.7 2000m	0:10.77 2000m	2:16.08 [6] (0:13.27)	2:02.81 [2] (0:10.77)	1:52.04 [3] (0:11.74)	1:40.30 [5] (0:12.59)	1:27.71 [5] (0:12.94)	1:14.77 [6] (0:13.04)	1:01.73 [6] (0:12.30)	0:37.28	-5
7	6 TOMODACHI Kyle Wilson-Taylor	18	65.9 2000m	0:11.02 2000m	2:16.12 [7] (0:13.55)	2:02.57 [11] (0:11.02)	1:51.55 [11] (0:11.96)	1:39.59 [12] (0:12.43)	1:27.16 [11] (0:12.90)	1:14.26 [11] (0:12.95)	1:01.31 [11] (0:12.32)	0:37.01	-2
8	13 RING ME UP Mark Du Plessis	1	66.5 2000m	0:10.93 2000m	2:16.18 [8] (0:13.47)	2:02.71 [6] (0:10.93)	1:51.78 [7] (0:11.69)	1:40.09 [8] (0:12.60)	1:27.49 [9] (0:12.89)	1:14.60 [9] (0:13.09)	1:01.51 [10] (0:12.42)	0:36.94	-15
9	14 ROCK YA Robbie Dolan	13	68.2 2000m	0:10.66 2000m	2:16.22 [9] (0:13.36)	2:02.86 [3] (0:10.66)	1:52.20 [2] (0:11.39)	1:40.81 [1] (0:12.28)	1:28.53 [1] (0:12.94)	1:15.59 [1] (0:13.18)	1:02.41 [1] (0:12.34)	0:37.89	-16
10	12 KAIROS LOUIE Samantha Collett	19	66.6 2000m	0:10.92 2000m	2:16.32 [10] (0:13.53)	2:02.79 [10] (0:10.92)	1:51.87 [10] (0:11.80)	1:40.07 [10] (0:12.27)	1:27.80 [7] (0:12.78)	1:15.02 [5] (0:12.73)	1:02.29 [4] (0:12.03)	0:38.05	-4

Scratched: Pele Princess (#19), Bilpa Morea (#18), Presley (#15), Americola (#20), Farwest (#17), Dulcet (#3)

[] Ranking at each section and finish
 -:-:- No data available at this section
 NA No data available
 SCN Saddle cloth number
 DNF Did not finish
 DNT Did not track



Ipswich QLD Professional
 Race 8: PEPPERJACK, HOLD YOUR HORSES QTIS Three-Year-Old
 Handicap - 2180m
 22 May 2024 - 16:04



Track Rating: Good 4, Weather: Fine, Rail Position: +6m Entire

Section	Overall	2000m	1800m	1600m	1400m	1200m	1000m	Last 600m						
Field Times	2:15.46 (0:13.26)	2:02.20 (0:10.71)	1:51.49 (0:11.44)	1:40.05 (0:12.28)	1:27.77 (0:12.94)	1:14.83 (0:13.18)	1:01.65 (0:12.25)	0:37.19						
Rank	TAB	Horse/Jockey	Barrier	Top Speed [km/h]	Fastest Section								Distance Travelled [m]	
11	9	AUTUMN MISS Damien Thornton	17	68.2 2000m	0:10.71 2000m	2:18.67 [11] (0:13.26)	2:05.41 [1] (0:10.71)	1:54.70 [1] (0:11.47)	1:43.23 [2] (0:12.36)	1:30.87 [2] (0:12.89)	1:17.98 [2] (0:13.12)	1:04.86 [1] (0:12.38)	0:40.28	-11
12	16	KAIWI Anthony Allen	6	66.2 2000m	0:10.94 2000m	2:19.18 [12] (0:13.46)	2:05.72 [5] (0:10.94)	1:54.78 [8] (0:11.64)	1:43.14 [7] (0:12.61)	1:30.53 [8] (0:12.85)	1:17.68 [8] (0:13.09)	1:04.59 [9] (0:12.57)	0:39.85	-8
13	8	ACES UP Ron Stewart	2	67.5 2000m	0:10.81 2000m	2:20.14 [13] (0:13.49)	2:06.65 [7] (0:10.81)	1:55.84 [6] (0:11.70)	1:44.14 [6] (0:12.51)	1:31.63 [6] (0:12.87)	1:18.76 [7] (0:13.18)	1:05.58 [8] (0:12.44)	0:40.89	-20
14	5	RUMEUR Cejay Graham	8	68.9 2000m	0:10.57 2000m	2:24.47 [14] (0:13.50)	2:10.97 [8] (0:10.57)	2:00.40 [4] (0:11.59)	1:48.81 [4] (0:12.39)	1:36.42 [4] (0:12.91)	1:23.51 [4] (0:13.15)	1:10.36 [5] (0:12.35)	0:45.74	-20

Scratched: Pele Princess (#19), Bilpa Morea (#18), Presley (#15), Americola (#20), Farwest (#17), Dulcet (#3)

[] Ranking at each section and finish
 -:-:- No data available at this section
 NA No data available

SCN Saddle cloth number
 DNF Did not finish
 DNT Did not track



Ipswich QLD Professional
Race 8: PEPPERJACK, HOLD YOUR HORSES QTIS Three-Year-Old
Handicap - 2180m
22 May 2024 - 16:04



Track Rating: Good 4, Weather: Fine, Rail Position: +6m Entire

Section										Last 600m		
Field Times		800m	600m	400m	200m							
		0:49.40 (0:12.21)	0:37.19 (0:12.46)	0:24.73 (0:12.44)	0:12.29 (0:12.29)							0:37.19
Rank	TAB	Horse/Jockey	Barrier	Top Speed [km/h]	Fastest Section					Margin		
											Distance Travelled [m]	
1	4	FIRST INNINGS Jim Byrne	20	67.0 Overall	0:11.24 2000m	0:48.06 [12] (0:11.96)	0:36.10 [12] (0:11.69)	0:24.41 [5] (0:12.12)	0:12.29 [1] (0:12.29)	2:15.46	0:36.10	
2	7	MISTERKIPCHOGE Craig Williams	9	67.3 2000m	0:10.92 2000m	0:48.92 [7] (0:12.05)	0:36.87 [7] (0:12.30)	0:24.57 [8] (0:12.25)	0:12.32 [8] (0:12.32)	2.17L	0:36.87	-5
3	11	SHY GUY Jake Bayliss	12	64.8 2000m	0:11.26 2000m	0:48.54 [14] (0:11.98)	0:36.56 [13] (0:12.12)	0:24.44 [11] (0:12.16)	0:12.28 [10] (0:12.28)	3.16L	0:36.56	-13
4	10	GREY ICE Angela Jones	10	66.2 2000m	0:10.99 2000m	0:48.63 [13] (0:12.19)	0:36.44 [14] (0:11.86)	0:24.58 [9] (0:12.03)	0:12.55 [7] (0:12.55)	3.48L	0:36.44	-9
5	2	HIYAAM PROUD Ryan Maloney	7	67.4 2000m	0:10.86 2000m	0:49.67 [4] (0:12.15)	0:37.52 [4] (0:12.32)	0:25.20 [3] (0:12.40)	0:12.80 [3] (0:12.80)	3.5L	0:37.52	-5
6	1	ENCODER James Orman	4	71.7 2000m	0:10.77 2000m	0:49.43 [6] (0:12.15)	0:37.28 [6] (0:12.34)	0:24.94 [7] (0:12.20)	0:12.74 [5] (0:12.74)	3.66L	0:37.28	-5
7	6	TOMODACHI Kyle Wilson-Taylor	18	65.9 2000m	0:11.02 2000m	0:48.99 [10] (0:11.98)	0:37.01 [8] (0:11.87)	0:25.14 [4] (0:12.23)	0:12.91 [2] (0:12.91)	3.9L	0:37.01	-2
8	13	RING ME UP Mark Du Plessis	1	66.5 2000m	0:10.93 2000m	0:49.09 [9] (0:12.15)	0:36.94 [9] (0:12.28)	0:24.66 [10] (0:12.17)	0:12.49 [9] (0:12.49)	4.27L	0:36.94	-15
9	14	ROCK YA Robbie Dolan	13	68.2 2000m	0:10.66 2000m	0:50.07 [2] (0:12.18)	0:37.89 [2] (0:12.43)	0:25.46 [2] (0:12.51)	0:12.95 [4] (0:12.95)	4.49L	0:37.89	-16
10	12	KAIROS LOUIE Samantha Collett	19	66.6 2000m	0:10.92 2000m	0:50.26 [1] (0:12.21)	0:38.05 [1] (0:12.46)	0:25.59 [1] (0:12.63)	0:12.96 [6] (0:12.96)	5.08L	0:38.05	-4

Scratched: Pele Princess (#19), Bilpa Morea (#18), Presley (#15), Americola (#20), Farwest (#17), Dulcet (#3)

[] Ranking at each section and finish
 -:-:- No data available at this section
 NA No data available
 SCN Saddle cloth number
 DNF Did not finish
 DNT Did not track



Ipswich QLD Professional
Race 8: PEPPERJACK, HOLD YOUR HORSES QTIS Three-Year-Old
Handicap - 2180m
22 May 2024 - 16:04



Track Rating: Good 4, Weather: Fine, Rail Position: +6m Entire

Section				800m	600m	400m	200m			Last 600m	
Field Times				0:49.40 (0:12.21)	0:37.19 (0:12.46)	0:24.73 (0:12.44)	0:12.29 (0:12.29)			0:37.19	
Rank	TAB	Horse/Jockey	Barrier	Top Speed [km/h]	Fastest Section	Margin				Distance Travelled [m]	
11	9	AUTUMN MISS Damien Thornton	17	68.2 2000m	0:10.71 2000m (0:12.20)	0:52.48 [3] (0:12.72)	0:40.28 [3] (0:13.22)	0:27.56 [6] (0:14.34)	0:14.34 [11]	18.9L	0:40.28 -11
12	16	KAIWI Anthony Allen	6	66.2 2000m	0:10.94 2000m (0:12.17)	0:52.02 [11] (0:12.64)	0:39.85 [11] (0:12.96)	0:27.21 [13] (0:14.25)	0:14.25 [12]	21.93L	0:39.85 -8
13	8	ACES UP Ron Stewart	2	67.5 2000m	0:10.81 2000m (0:12.25)	0:53.14 [8] (0:12.84)	0:40.89 [10] (0:13.68)	0:28.05 [14] (0:14.37)	0:14.37 [13]	27.54L	0:40.89 -20
14	5	RUMEUR Cejay Graham	8	68.9 2000m	0:10.57 2000m (0:12.27)	0:58.01 [5] (0:13.03)	0:45.74 [5] (0:14.14)	0:32.71 [12] (0:18.57)	0:18.57 [14]	53L	0:45.74 -20

Scratched: Pele Princess (#19), Bilpa Morea (#18), Presley (#15), Americola (#20), Farwest (#17), Dulcet (#3)

[] Ranking at each section and finish
 -:-:-:- No data available at this section
 NA No data available

SCN Saddle cloth number
 DNF Did not finish
 DNT Did not track



Horse/Jockey Name	First Innings
Final Rank	1
Fastest Section Time (Section)	0:11.24 (2000m)
Top Speed [km/h] (Section)	67.0 (Overall)
Race State	Finished



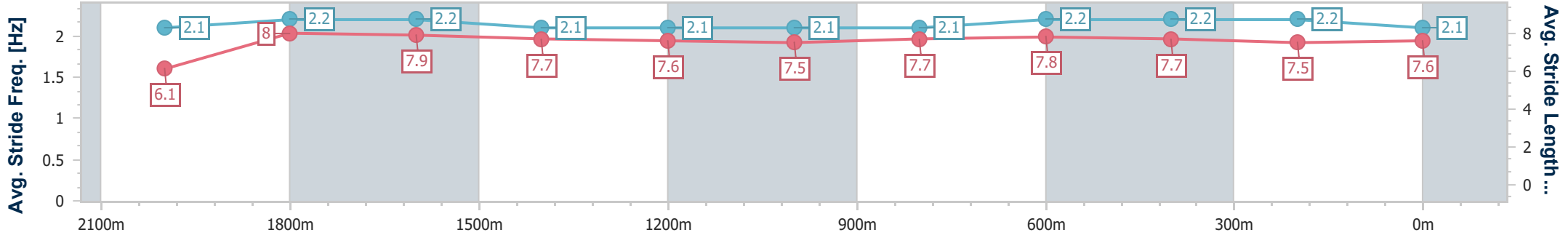
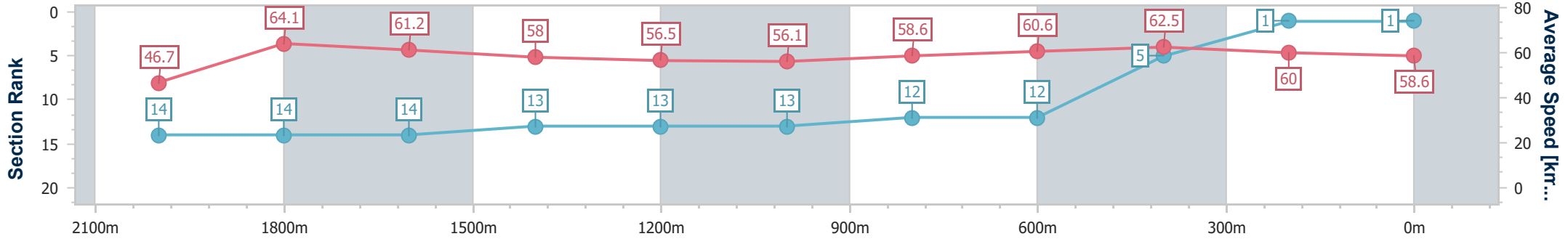
Ipswich QLD Professional
 Race 8: PEPPERJACK, HOLD YOUR HORSES QTIS Three-Year-Old Handicap - 2180m



22 May 2024 - 16:04

Track Rating: Good 4, Weather: Fine, Rail Position: +6m Entire

Section	Overall	2000m	1800m	1600m	1400m	1200m	1000m	800m	600m	400m	200m
Section Times	2:15.46 [1] (0:13.88)	2:01.58 [14] (0:11.24)	1:50.34 [14] (0:11.77)	1:38.57 [14] (0:12.38)	1:26.19 [13] (0:12.83)	1:13.36 [13] (0:12.95)	1:00.41 [13] (0:12.35)	0:48.06 [12] (0:11.96)	0:36.10 [12] (0:11.69)	0:24.41 [5] (0:12.12)	0:12.29 [1] (0:12.29)
Average Speed [km/h]	46.7	64.1	61.2	58.0	56.5	56.1	58.6	60.6	62.5	60.0	58.6
Top Speed [km/h]	67.0	65.0	63.4	58.8	58.0	57.0	61.0	61.9	63.3	61.6	59.5
Avg. Dist. to Rail [m]	8.6	0.3	0.5	0.9	0.9	2.2	1.8	1.9	3.7	4.1	6.3
Avg. Stride Freq. [Hz]	2.1	2.2	2.2	2.1	2.1	2.1	2.1	2.2	2.2	2.2	2.1
Avg. Stride Length [m]	6.1	8.0	7.9	7.7	7.6	7.5	7.7	7.8	7.7	7.5	7.6



- [] Ranking at each section and finish
- .-.- No data available at this section
- NA No data available



Horse/Jockey Name	Misterkipchoge
Final Rank	2
Fastest Section Time (Section)	0:10.92 (2000m)
Top Speed [km/h] (Section)	67.3 (2000m)
Race State	Finished



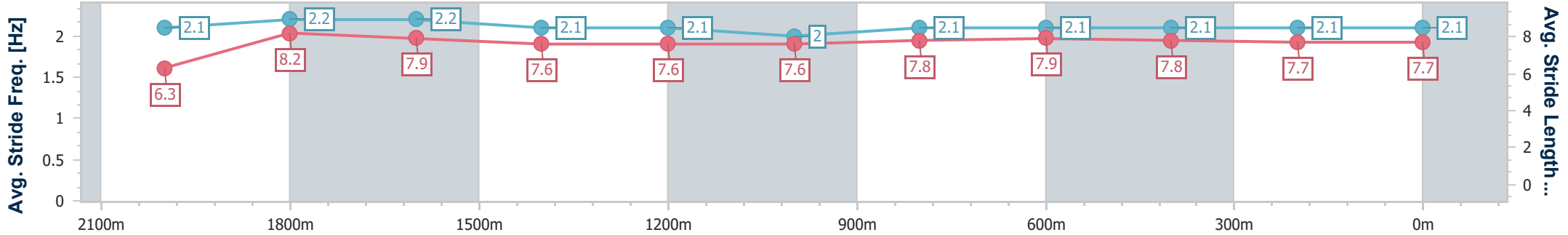
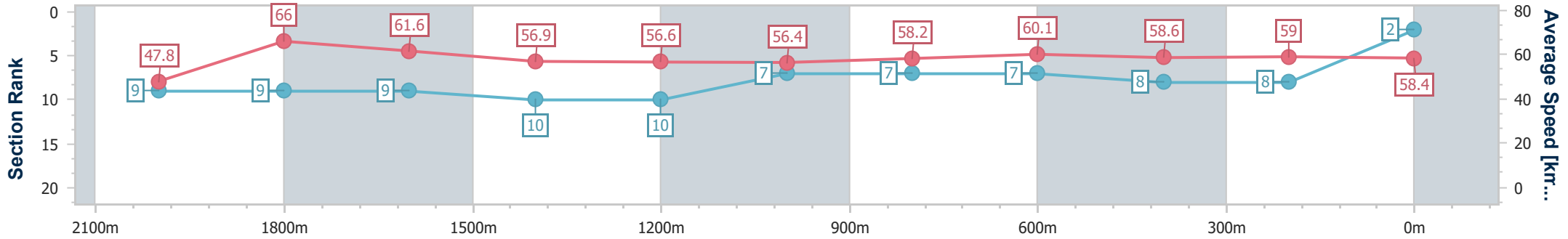
Ipswich QLD Professional
 Race 8: PEPPERJACK, HOLD YOUR HORSES QTIS Three-Year-Old Handicap - 2180m



22 May 2024 - 16:04

Track Rating: Good 4, Weather: Fine, Rail Position: +6m Entire

Section	Overall	2000m	1800m	1600m	1400m	1200m	1000m	800m	600m	400m	200m
Section Times	2:15.82 [2] (0:13.52)	2:02.30 [9] (0:10.92)	1:51.38 [9] (0:11.78)	1:39.60 [9] (0:12.65)	1:26.95 [10] (0:12.78)	1:14.17 [10] (0:12.85)	1:01.32 [7] (0:12.40)	0:48.92 [7] (0:12.05)	0:36.87 [7] (0:12.30)	0:24.57 [8] (0:12.25)	0:12.32 [8] (0:12.32)
Average Speed [km/h]	47.8	66.0	61.6	56.9	56.6	56.4	58.2	60.1	58.6	59.0	58.4
Top Speed [km/h]	64.8	67.3	64.6	59.4	57.5	57.0	60.1	60.7	59.0	59.9	59.5
Avg. Dist. to Rail [m]	5.0	0.3	0.8	1.5	1.6	1.8	1.5	0.6	0.9	1.6	0.7
Avg. Stride Freq. [Hz]	2.1	2.2	2.2	2.1	2.1	2.0	2.1	2.1	2.1	2.1	2.1
Avg. Stride Length [m]	6.3	8.2	7.9	7.6	7.6	7.6	7.8	7.9	7.8	7.7	7.7



- [] Ranking at each section and finish
- .-.- No data available at this section
- NA No data available



Horse/Jockey Name	Shy Guy
Final Rank	3
Fastest Section Time (Section)	0:11.26 (2000m)
Top Speed [km/h] (Section)	64.8 (2000m)
Race State	Finished



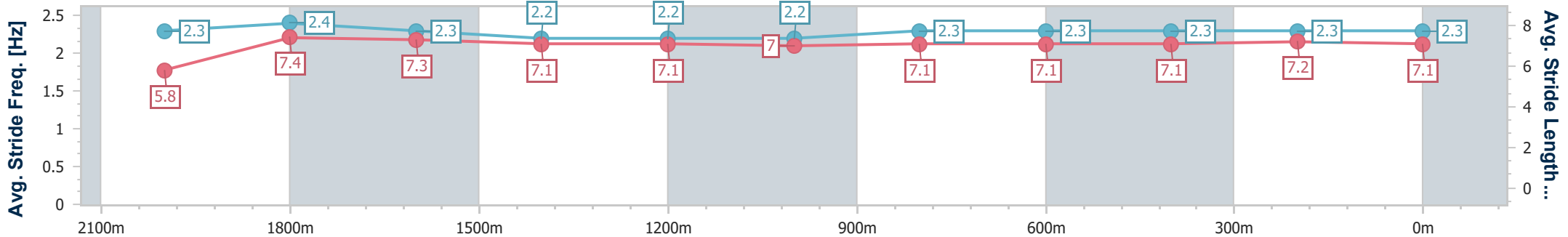
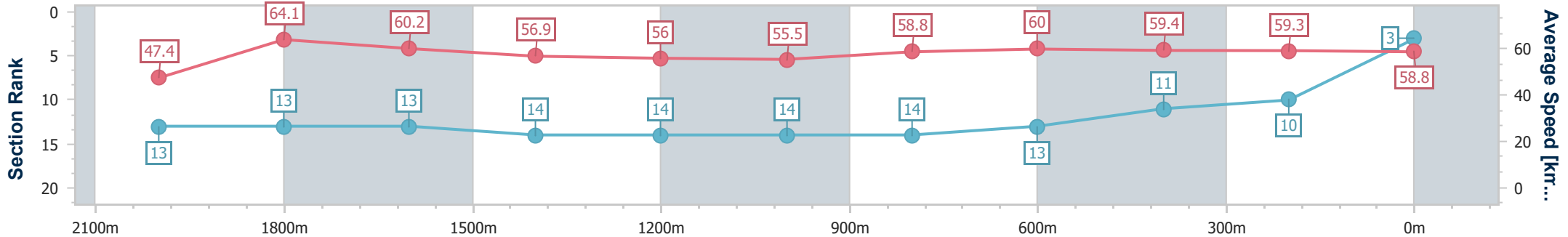
Ipswich QLD Professional
 Race 8: PEPPERJACK, HOLD YOUR HORSES QTIS Three-Year-Old Handicap - 2180m



22 May 2024 - 16:04

Track Rating: Good 4, Weather: Fine, Rail Position: +6m Entire

Section	Overall	2000m	1800m	1600m	1400m	1200m	1000m	800m	600m	400m	200m
Section Times	2:15.99 [3] (0:13.66)	2:02.33 [13] (0:11.26)	1:51.07 [13] (0:11.74)	1:39.33 [13] (0:12.67)	1:26.66 [14] (0:12.88)	1:13.78 [14] (0:12.99)	1:00.79 [14] (0:12.25)	0:48.54 [14] (0:11.98)	0:36.56 [13] (0:12.12)	0:24.44 [11] (0:12.16)	0:12.28 [10] (0:12.28)
Average Speed [km/h]	47.4	64.1	60.2	56.9	56.0	55.5	58.8	60.0	59.4	59.3	58.8
Top Speed [km/h]	64.6	64.8	63.7	57.8	57.5	56.9	62.1	61.8	60.3	60.3	60.0
Avg. Dist. to Rail [m]	6.6	1.2	1.8	0.3	0.2	0.5	0.3	0.6	0.5	2.0	4.3
Avg. Stride Freq. [Hz]	2.3	2.4	2.3	2.2	2.2	2.2	2.3	2.3	2.3	2.3	2.3
Avg. Stride Length [m]	5.8	7.4	7.3	7.1	7.1	7.0	7.1	7.1	7.1	7.2	7.1



- [] Ranking at each section and finish
- .-.- No data available at this section
- NA No data available



Horse/Jockey Name	Grey Ice
Final Rank	4
Fastest Section Time (Section)	0:10.99 (2000m)
Top Speed [km/h] (Section)	66.2 (2000m)
Race State	Finished



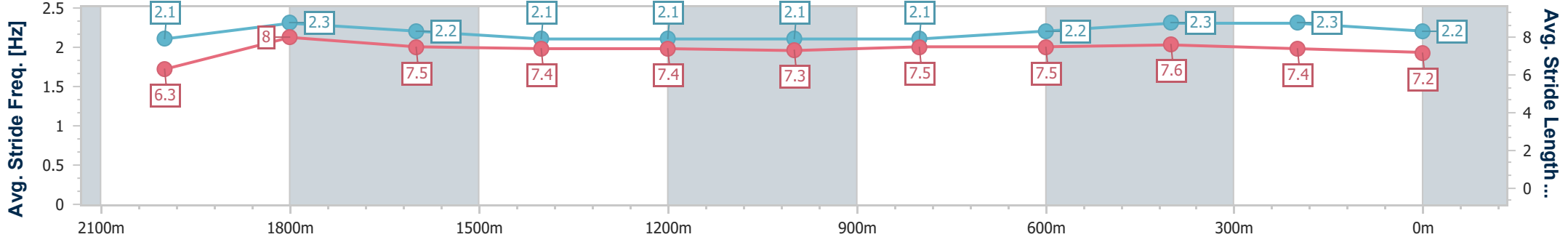
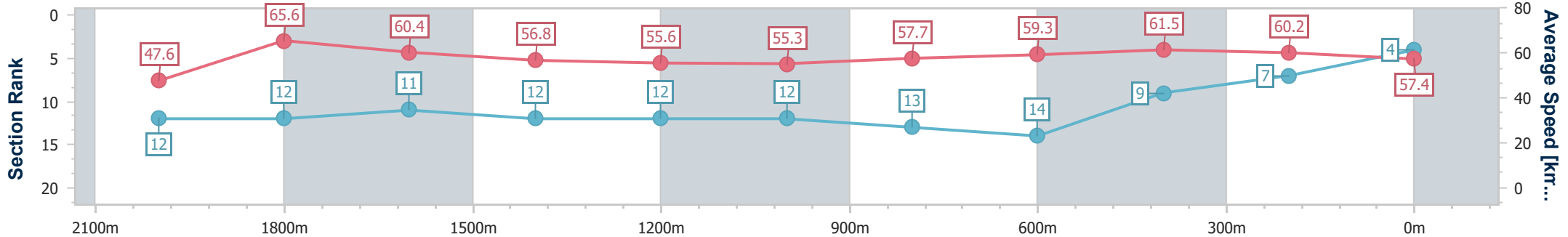
Ipswich QLD Professional
 Race 8: PEPPERJACK, HOLD YOUR HORSES QTIS Three-Year-Old Handicap - 2180m



22 May 2024 - 16:04

Track Rating: Good 4, Weather: Fine, Rail Position: +6m Entire

Section	Overall	2000m	1800m	1600m	1400m	1200m	1000m	800m	600m	400m	200m
Section Times	2:16.05 [4] (0:13.60)	2:02.45 [12] (0:10.99)	1:51.46 [12] (0:11.77)	1:39.69 [11] (0:12.65)	1:27.04 [12] (0:12.93)	1:14.11 [12] (0:13.01)	1:01.10 [12] (0:12.47)	0:48.63 [13] (0:12.19)	0:36.44 [14] (0:11.86)	0:24.58 [9] (0:12.03)	0:12.55 [7] (0:12.55)
Average Speed [km/h]	47.6	65.6	60.4	56.8	55.6	55.3	57.7	59.3	61.5	60.2	57.4
Top Speed [km/h]	65.6	66.2	65.3	58.5	57.2	56.2	58.9	59.9	61.9	61.6	58.9
Avg. Dist. to Rail [m]	3.3	1.5	1.3	0.6	0.6	0.3	0.8	0.8	2.6	3.2	6.1
Avg. Stride Freq. [Hz]	2.1	2.3	2.2	2.1	2.1	2.1	2.1	2.2	2.3	2.3	2.2
Avg. Stride Length [m]	6.3	8.0	7.5	7.4	7.4	7.3	7.5	7.5	7.6	7.4	7.2



- [] Ranking at each section and finish
- .-.- No data available at this section
- NA No data available



Horse/Jockey Name	Hiyaam Proud
Final Rank	5
Fastest Section Time (Section)	0:10.86 (2000m)
Top Speed [km/h] (Section)	67.4 (2000m)
Race State	Finished



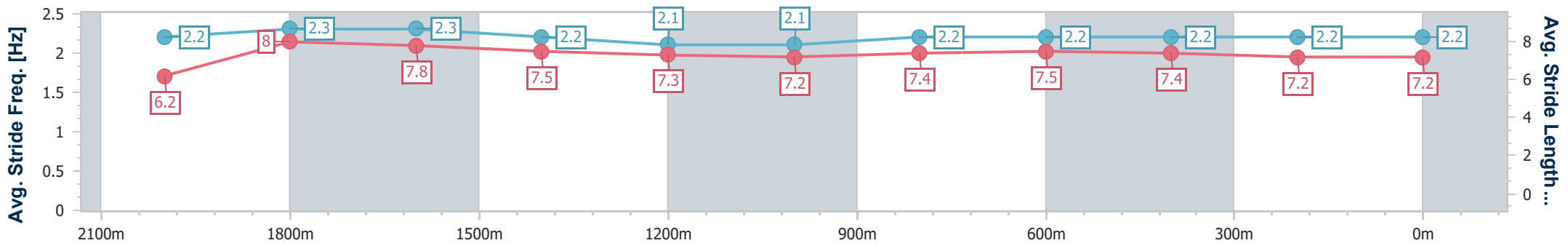
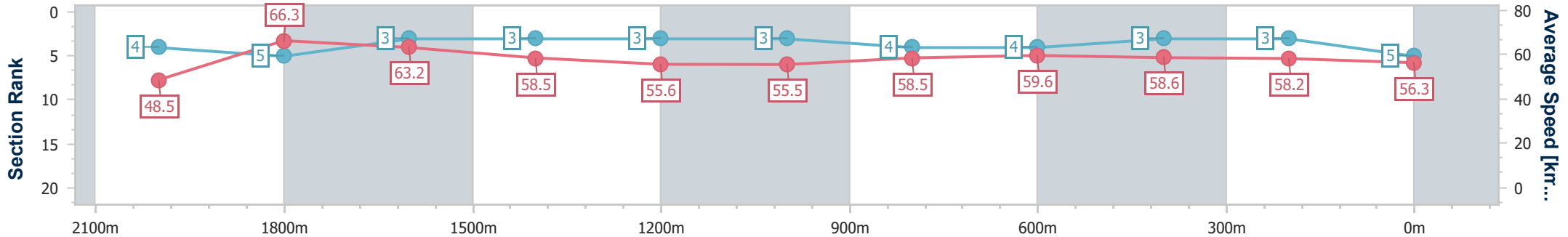
Ipswich QLD Professional
 Race 8: PEPPERJACK, HOLD YOUR HORSES QTIS Three-Year-Old Handicap - 2180m



22 May 2024 - 16:04

Track Rating: Good 4, Weather: Fine, Rail Position: +6m Entire

Section	Overall	2000m	1800m	1600m	1400m	1200m	1000m	800m	600m	400m	200m
Section Times	2:16.05 [5] (0:13.36)	2:02.69 [4] (0:10.86)	1:51.83 [5] (0:11.44)	1:40.39 [3] (0:12.33)	1:28.06 [3] (0:12.96)	1:15.10 [3] (0:13.08)	1:02.02 [3] (0:12.35)	0:49.67 [4] (0:12.15)	0:37.52 [4] (0:12.32)	0:25.20 [3] (0:12.40)	0:12.80 [3] (0:12.80)
Average Speed [km/h]	48.5	66.3	63.2	58.5	55.6	55.5	58.5	59.6	58.6	58.2	56.3
Top Speed [km/h]	66.0	67.4	65.0	61.4	56.2	57.2	59.9	61.1	59.1	58.8	57.5
Avg. Dist. to Rail [m]	3.2	0.7	0.6	0.5	0.5	1.2	1.6	1.4	1.3	1.3	2.2
Avg. Stride Freq. [Hz]	2.2	2.3	2.3	2.2	2.1	2.1	2.2	2.2	2.2	2.2	2.2
Avg. Stride Length [m]	6.2	8.0	7.8	7.5	7.3	7.2	7.4	7.5	7.4	7.2	7.2



- [] Ranking at each section and finish
- .-.- No data available at this section
- NA No data available



Horse/Jockey Name	Encoder
Final Rank	6
Fastest Section Time (Section)	0:10.77 (2000m)
Top Speed [km/h] (Section)	71.7 (2000m)
Race State	Finished



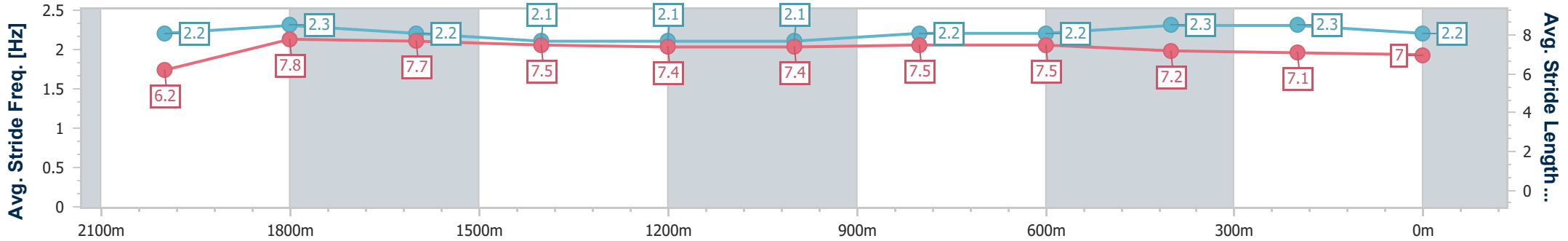
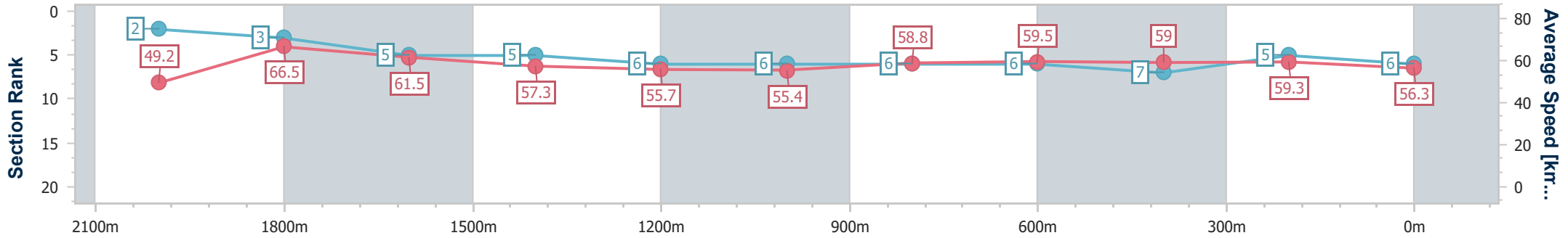
Ipswich QLD Professional
 Race 8: PEPPERJACK, HOLD YOUR HORSES QTIS Three-Year-Old Handicap - 2180m



22 May 2024 - 16:04

Track Rating: Good 4, Weather: Fine, Rail Position: +6m Entire

Section	Overall	2000m	1800m	1600m	1400m	1200m	1000m	800m	600m	400m	200m
Section Times	2:16.08 [6] (0:13.27)	2:02.81 [2] (0:10.77)	1:52.04 [3] (0:11.74)	1:40.30 [5] (0:12.59)	1:27.71 [5] (0:12.94)	1:14.77 [6] (0:13.04)	1:01.73 [6] (0:12.30)	0:49.43 [6] (0:12.15)	0:37.28 [6] (0:12.34)	0:24.94 [7] (0:12.20)	0:12.74 [5] (0:12.74)
Average Speed [km/h]	49.2	66.5	61.5	57.3	55.7	55.4	58.8	59.5	59.0	59.3	56.3
Top Speed [km/h]	70.5	71.7	65.1	58.7	56.8	56.1	60.1	60.8	59.6	60.0	58.0
Avg. Dist. to Rail [m]	1.2	0.1	0.6	0.5	0.9	1.1	1.3	1.3	1.8	1.8	2.3
Avg. Stride Freq. [Hz]	2.2	2.3	2.2	2.1	2.1	2.1	2.2	2.2	2.3	2.3	2.2
Avg. Stride Length [m]	6.2	7.8	7.7	7.5	7.4	7.4	7.5	7.5	7.2	7.1	7.0



- [] Ranking at each section and finish
- .-.- No data available at this section
- NA No data available



Horse/Jockey Name	Tomodachi
Final Rank	7
Fastest Section Time (Section)	0:11.02 (2000m)
Top Speed [km/h] (Section)	65.9 (2000m)
Race State	Finished



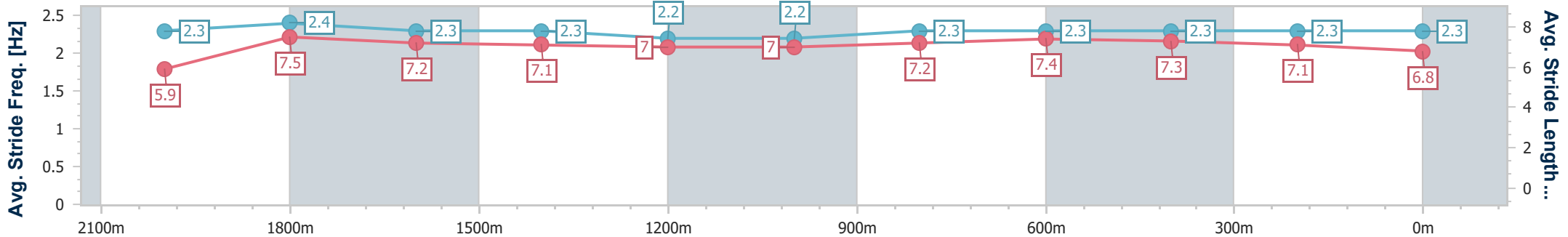
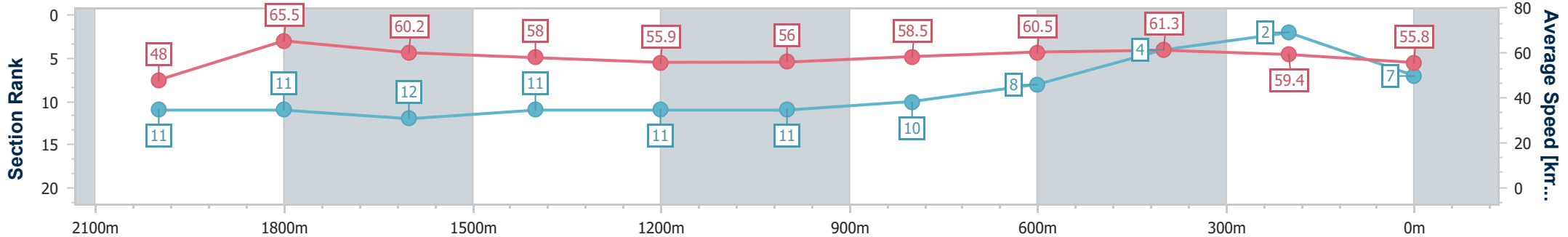
Ipswich QLD Professional
 Race 8: PEPPERJACK, HOLD YOUR HORSES QTIS Three-Year-Old Handicap - 2180m



22 May 2024 - 16:04

Track Rating: Good 4, Weather: Fine, Rail Position: +6m Entire

Section	Overall	2000m	1800m	1600m	1400m	1200m	1000m	800m	600m	400m	200m
Section Times	2:16.12 [7] (0:13.55)	2:02.57 [11] (0:11.02)	1:51.55 [11] (0:11.96)	1:39.59 [12] (0:12.43)	1:27.16 [11] (0:12.90)	1:14.26 [11] (0:12.95)	1:01.31 [11] (0:12.32)	0:48.99 [10] (0:11.98)	0:37.01 [8] (0:11.87)	0:25.14 [4] (0:12.23)	0:12.91 [2] (0:12.91)
Average Speed [km/h]	48.0	65.5	60.2	58.0	55.9	56.0	58.5	60.5	61.3	59.4	55.8
Top Speed [km/h]	65.9	65.9	64.5	58.5	57.7	57.0	60.3	60.9	61.7	60.9	58.3
Avg. Dist. to Rail [m]	6.3	0.2	0.5	0.6	0.7	1.7	1.4	1.3	2.3	3.8	5.3
Avg. Stride Freq. [Hz]	2.3	2.4	2.3	2.3	2.2	2.2	2.3	2.3	2.3	2.3	2.3
Avg. Stride Length [m]	5.9	7.5	7.2	7.1	7.0	7.0	7.2	7.4	7.3	7.1	6.8



- [] Ranking at each section and finish
- .-.- No data available at this section
- NA No data available



Horse/Jockey Name	Ring Me Up
Final Rank	8
Fastest Section Time (Section)	0:10.93 (2000m)
Top Speed [km/h] (Section)	66.5 (2000m)
Race State	Finished



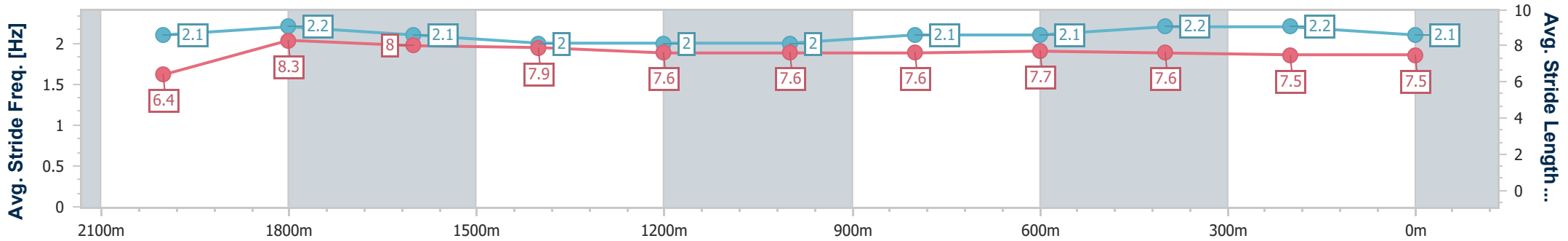
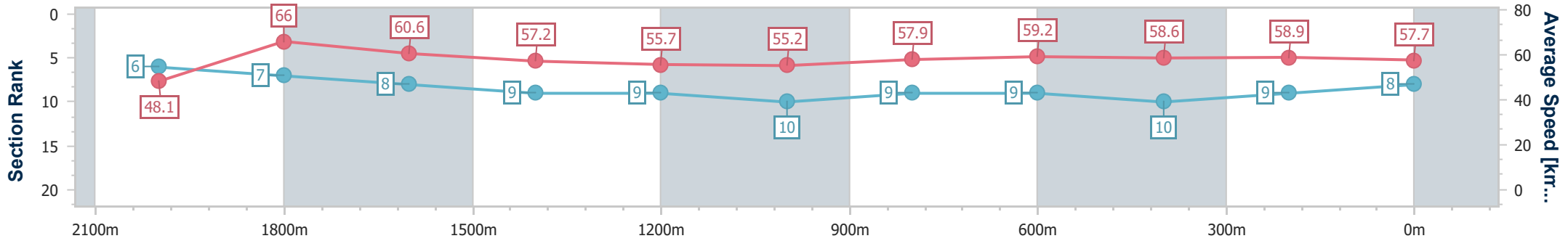
Ipswich QLD Professional
 Race 8: PEPPERJACK, HOLD YOUR HORSES QTIS Three-Year-Old Handicap - 2180m



22 May 2024 - 16:04

Track Rating: Good 4, Weather: Fine, Rail Position: +6m Entire

Section	Overall	2000m	1800m	1600m	1400m	1200m	1000m	800m	600m	400m	200m
Section Times	2:16.18 [8] (0:13.47)	2:02.71 [6] (0:10.93)	1:51.78 [7] (0:11.69)	1:40.09 [8] (0:12.60)	1:27.49 [9] (0:12.89)	1:14.60 [9] (0:13.09)	1:01.51 [10] (0:12.42)	0:49.09 [9] (0:12.15)	0:36.94 [9] (0:12.28)	0:24.66 [10] (0:12.17)	0:12.49 [9] (0:12.49)
Average Speed [km/h]	48.1	66.0	60.6	57.2	55.7	55.2	57.9	59.2	58.6	58.9	57.7
Top Speed [km/h]	66.1	66.5	65.0	57.8	57.3	55.8	59.7	60.5	60.1	59.8	59.1
Avg. Dist. to Rail [m]	1.8	1.9	1.9	0.5	0.1	0.1	0.2	0.3	0.5	0.9	0.7
Avg. Stride Freq. [Hz]	2.1	2.2	2.1	2.0	2.0	2.0	2.1	2.1	2.2	2.2	2.1
Avg. Stride Length [m]	6.4	8.3	8.0	7.9	7.6	7.6	7.6	7.7	7.6	7.5	7.5



- [] Ranking at each section and finish
- .-.- No data available at this section
- NA No data available



Horse/Jockey Name	Rock Ya
Final Rank	9
Fastest Section Time (Section)	0:10.66 (2000m)
Top Speed [km/h] (Section)	68.2 (2000m)
Race State	Finished



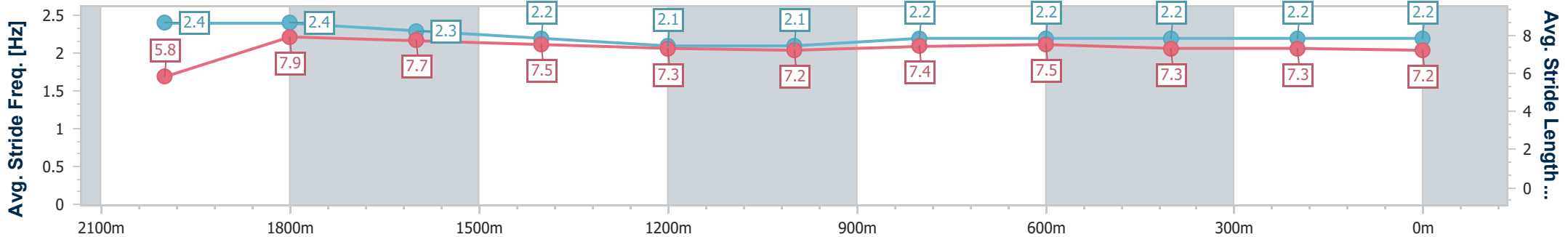
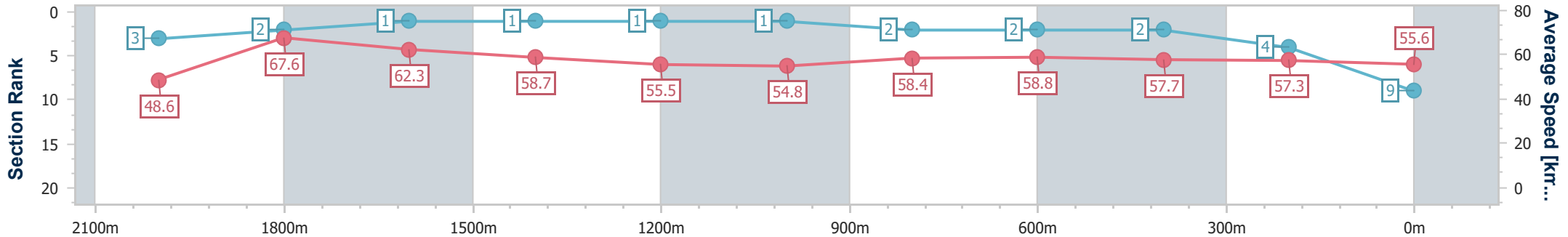
Ipswich QLD Professional
Race 8: PEPPERJACK, HOLD YOUR HORSES QTIS Three-Year-Old Handicap - 2180m



22 May 2024 - 16:04

Track Rating: Good 4, Weather: Fine, Rail Position: +6m Entire

Section	Overall	2000m	1800m	1600m	1400m	1200m	1000m	800m	600m	400m	200m
Section Times	2:16.22 [9] (0:13.36)	2:02.86 [3] (0:10.66)	1:52.20 [2] (0:11.39)	1:40.81 [1] (0:12.28)	1:28.53 [1] (0:12.94)	1:15.59 [1] (0:13.18)	1:02.41 [1] (0:12.34)	0:50.07 [2] (0:12.18)	0:37.89 [2] (0:12.43)	0:25.46 [2] (0:12.51)	0:12.95 [4] (0:12.95)
Average Speed [km/h]	48.6	67.6	62.3	58.7	55.5	54.8	58.4	58.8	57.7	57.3	55.6
Top Speed [km/h]	67.3	68.2	66.6	59.7	57.2	56.0	59.4	59.7	58.3	58.2	57.6
Avg. Dist. to Rail [m]	6.7	1.4	1.7	0.5	0.2	0.2	0.3	0.8	1.1	0.8	0.9
Avg. Stride Freq. [Hz]	2.4	2.4	2.3	2.2	2.1	2.1	2.2	2.2	2.2	2.2	2.2
Avg. Stride Length [m]	5.8	7.9	7.7	7.5	7.3	7.2	7.4	7.5	7.3	7.3	7.2



- [] Ranking at each section and finish
- .-.- No data available at this section
- NA No data available



Horse/Jockey Name	Kairos Louie
Final Rank	10
Fastest Section Time (Section)	0:10.92 (2000m)
Top Speed [km/h] (Section)	66.6 (2000m)
Race State	Finished



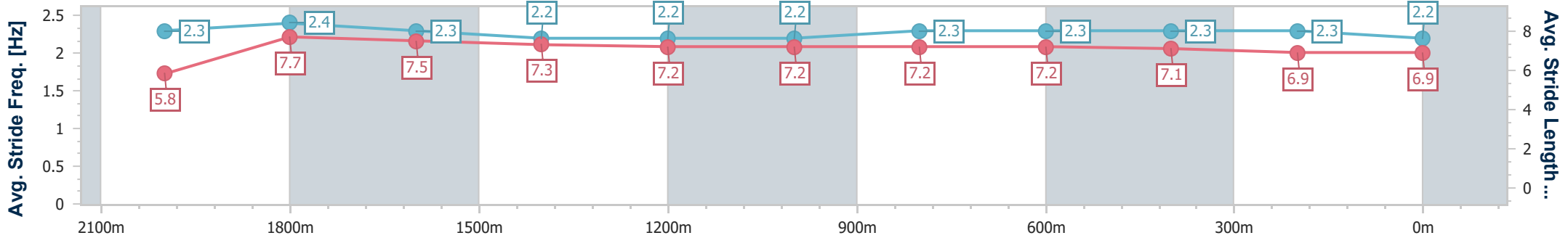
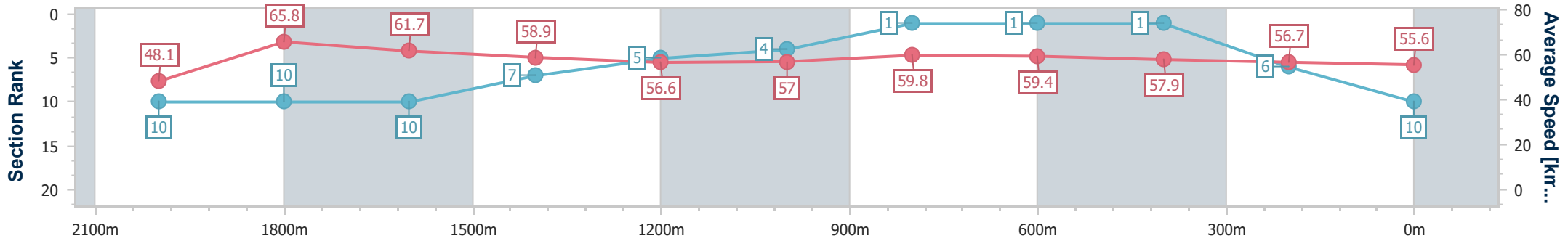
Ipswich QLD Professional
 Race 8: PEPPERJACK, HOLD YOUR HORSES QTIS Three-Year-Old Handicap - 2180m



22 May 2024 - 16:04

Track Rating: Good 4, Weather: Fine, Rail Position: +6m Entire

Section	Overall	2000m	1800m	1600m	1400m	1200m	1000m	800m	600m	400m	200m
Section Times	2:16.32 [10] (0:13.53)	2:02.79 [10] (0:10.92)	1:51.87 [10] (0:11.80)	1:40.07 [10] (0:12.27)	1:27.80 [7] (0:12.78)	1:15.02 [5] (0:12.73)	1:02.29 [4] (0:12.03)	0:50.26 [1] (0:12.21)	0:38.05 [1] (0:12.46)	0:25.59 [1] (0:12.63)	0:12.96 [6] (0:12.96)
Average Speed [km/h]	48.1	65.8	61.7	58.9	56.6	57.0	59.8	59.4	57.9	56.7	55.6
Top Speed [km/h]	65.7	66.6	65.8	60.2	57.0	59.0	60.8	59.8	59.0	57.3	57.0
Avg. Dist. to Rail [m]	9.8	2.5	1.5	1.8	1.5	1.7	1.6	1.0	1.1	0.4	0.1
Avg. Stride Freq. [Hz]	2.3	2.4	2.3	2.2	2.2	2.2	2.3	2.3	2.3	2.3	2.2
Avg. Stride Length [m]	5.8	7.7	7.5	7.3	7.2	7.2	7.2	7.2	7.1	6.9	6.9



- [] Ranking at each section and finish
- .-.- No data available at this section
- NA No data available



Horse/Jockey Name	Autumn Miss
Final Rank	11
Fastest Section Time (Section)	0:10.71 (2000m)
Top Speed [km/h] (Section)	68.2 (2000m)
Race State	Finished



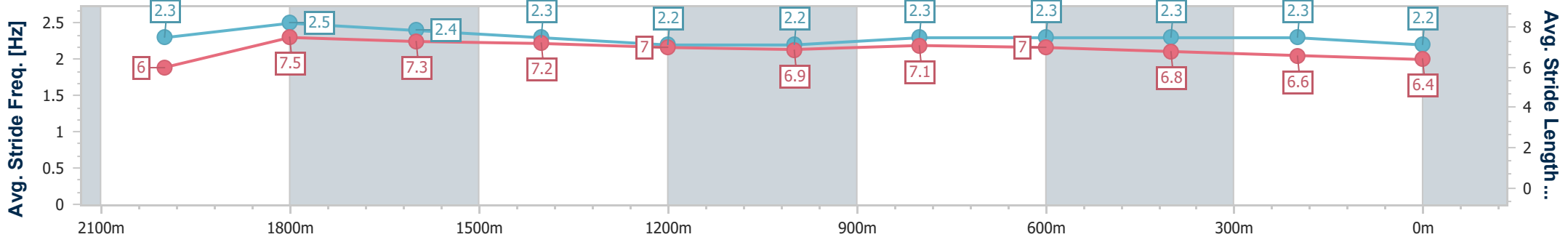
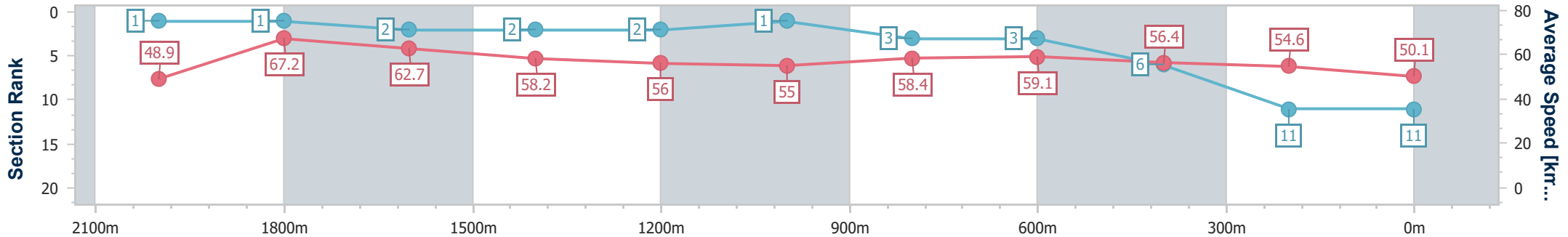
Ipswich QLD Professional
 Race 8: PEPPERJACK, HOLD YOUR HORSES QTIS Three-Year-Old Handicap - 2180m



22 May 2024 - 16:04

Track Rating: Good 4, Weather: Fine, Rail Position: +6m Entire

Section	Overall	2000m	1800m	1600m	1400m	1200m	1000m	800m	600m	400m	200m
Section Times	2:18.67 [11] (0:13.26)	2:05.41 [1] (0:10.71)	1:54.70 [1] (0:11.47)	1:43.23 [2] (0:12.36)	1:30.87 [2] (0:12.89)	1:17.98 [2] (0:13.12)	1:04.86 [1] (0:12.38)	0:52.48 [3] (0:12.20)	0:40.28 [3] (0:12.72)	0:27.56 [6] (0:13.22)	0:14.34 [11] (0:14.34)
Average Speed [km/h]	48.9	67.2	62.7	58.2	56.0	55.0	58.4	59.1	56.4	54.6	50.1
Top Speed [km/h]	65.6	68.2	67.1	59.5	57.1	56.0	59.8	59.9	59.2	55.1	53.7
Avg. Dist. to Rail [m]	8.1	3.1	0.7	0.3	0.6	1.0	0.7	0.1	0.5	0.7	1.8
Avg. Stride Freq. [Hz]	2.3	2.5	2.4	2.3	2.2	2.2	2.3	2.3	2.3	2.3	2.2
Avg. Stride Length [m]	6.0	7.5	7.3	7.2	7.0	6.9	7.1	7.0	6.8	6.6	6.4



- [] Ranking at each section and finish
- .-.- No data available at this section
- NA No data available



Horse/Jockey Name	Kaiwi
Final Rank	12
Fastest Section Time (Section)	0:10.94 (2000m)
Top Speed [km/h] (Section)	66.2 (2000m)
Race State	Finished



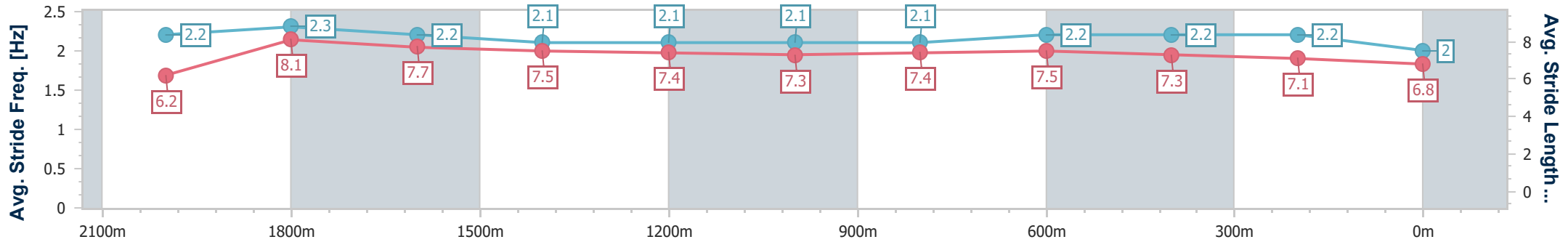
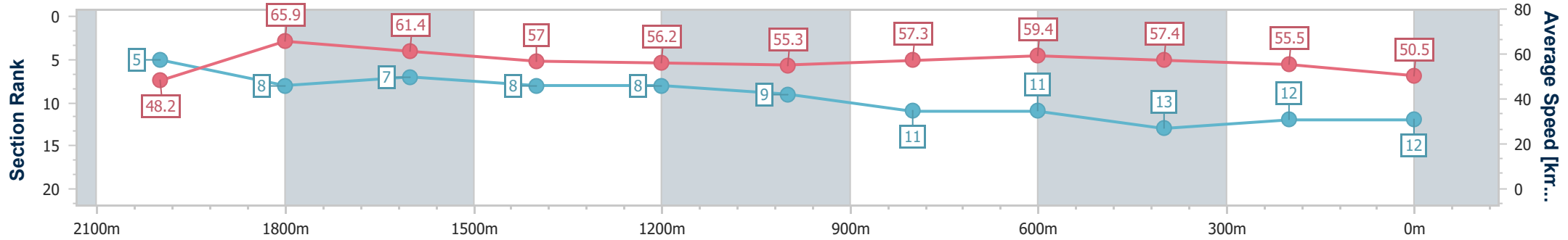
Ipswich QLD Professional
 Race 8: PEPPERJACK, HOLD YOUR HORSES QTIS Three-Year-Old Handicap - 2180m



22 May 2024 - 16:04

Track Rating: Good 4, Weather: Fine, Rail Position: +6m Entire

Section	Overall	2000m	1800m	1600m	1400m	1200m	1000m	800m	600m	400m	200m
Section Times	2:19.18 [12] (0:13.46)	2:05.72 [5] (0:10.94)	1:54.78 [8] (0:11.64)	1:43.14 [7] (0:12.61)	1:30.53 [8] (0:12.85)	1:17.68 [8] (0:13.09)	1:04.59 [9] (0:12.57)	0:52.02 [11] (0:12.17)	0:39.85 [11] (0:12.64)	0:27.21 [13] (0:12.96)	0:14.25 [12] (0:14.25)
Average Speed [km/h]	48.2	65.9	61.4	57.0	56.2	55.3	57.3	59.4	57.4	55.5	50.5
Top Speed [km/h]	65.4	66.2	64.8	58.4	57.1	56.6	59.0	60.1	58.4	55.9	55.4
Avg. Dist. to Rail [m]	2.1	0.3	0.8	0.4	0.8	1.1	1.0	0.7	1.6	1.1	3.2
Avg. Stride Freq. [Hz]	2.2	2.3	2.2	2.1	2.1	2.1	2.1	2.2	2.2	2.2	2.0
Avg. Stride Length [m]	6.2	8.1	7.7	7.5	7.4	7.3	7.4	7.5	7.3	7.1	6.8



- [] Ranking at each section and finish
- .-.- No data available at this section
- NA No data available



Horse/Jockey Name	Aces Up
Final Rank	13
Fastest Section Time (Section)	0:10.81 (2000m)
Top Speed [km/h] (Section)	67.5 (2000m)
Race State	Finished



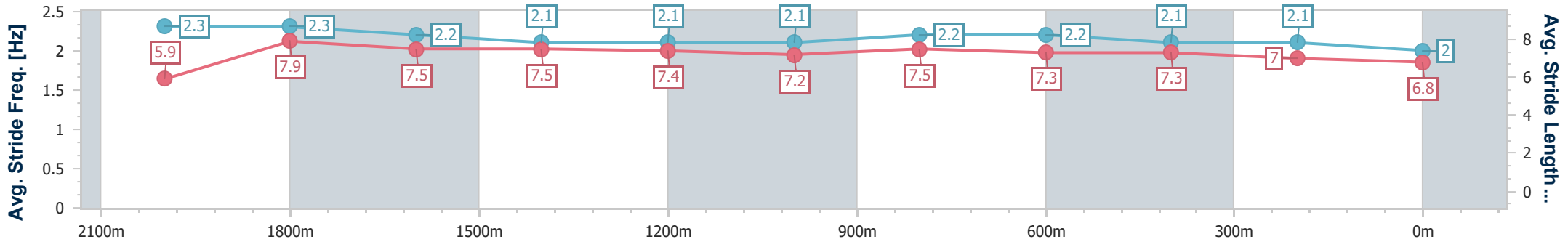
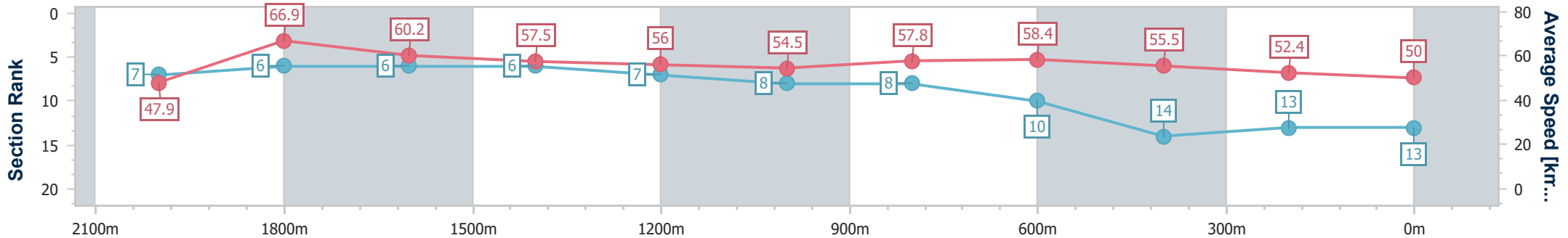
Ipswich QLD Professional
 Race 8: PEPPERJACK, HOLD YOUR HORSES QTIS Three-Year-Old Handicap - 2180m



22 May 2024 - 16:04

Track Rating: Good 4, Weather: Fine, Rail Position: +6m Entire

Section	Overall	2000m	1800m	1600m	1400m	1200m	1000m	800m	600m	400m	200m
Section Times	2:20.14 [13] (0:13.49)	2:06.65 [7] (0:10.81)	1:55.84 [6] (0:11.70)	1:44.14 [6] (0:12.51)	1:31.63 [6] (0:12.87)	1:18.76 [7] (0:13.18)	1:05.58 [8] (0:12.44)	0:53.14 [8] (0:12.25)	0:40.89 [10] (0:12.84)	0:28.05 [14] (0:13.68)	0:14.37 [13] (0:14.37)
Average Speed [km/h]	47.9	66.9	60.2	57.5	56.0	54.5	57.8	58.4	55.5	52.4	50.0
Top Speed [km/h]	66.6	67.5	65.1	59.0	56.8	55.3	58.9	59.2	57.8	53.2	52.0
Avg. Dist. to Rail [m]	1.0	1.4	2.2	0.4	0.4	0.2	0.9	1.7	1.7	1.4	1.2
Avg. Stride Freq. [Hz]	2.3	2.3	2.2	2.1	2.1	2.1	2.2	2.2	2.1	2.1	2.0
Avg. Stride Length [m]	5.9	7.9	7.5	7.5	7.4	7.2	7.5	7.3	7.3	7.0	6.8



- [] Ranking at each section and finish
- .-.- No data available at this section
- NA No data available



Horse/Jockey Name	Rumeur
Final Rank	14
Fastest Section Time (Section)	0:10.57 (2000m)
Top Speed [km/h] (Section)	68.9 (2000m)
Race State	Finished



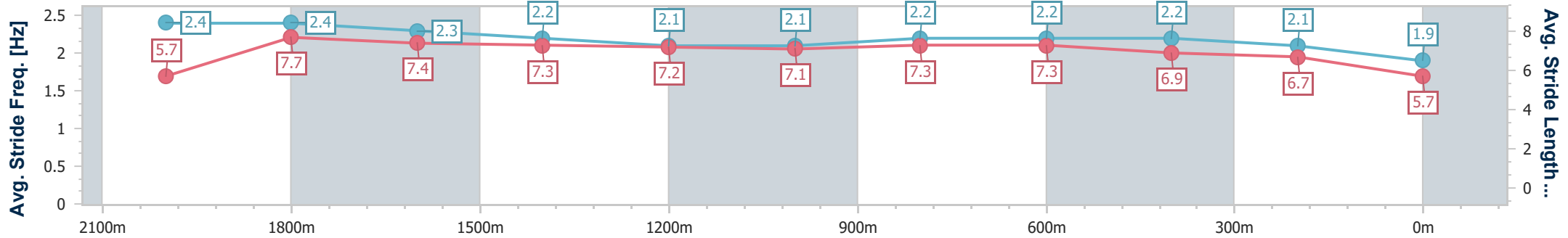
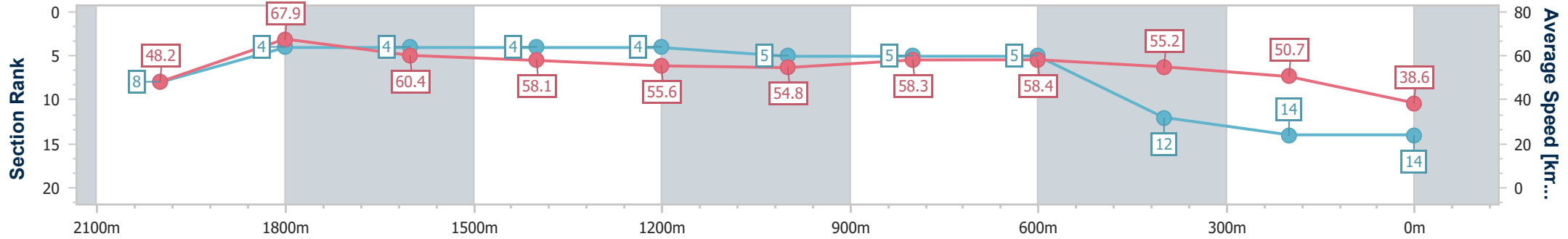
Ipswich QLD Professional
 Race 8: PEPPERJACK, HOLD YOUR HORSES QTIS Three-Year-Old Handicap - 2180m



22 May 2024 - 16:04

Track Rating: Good 4, Weather: Fine, Rail Position: +6m Entire

Section	Overall	2000m	1800m	1600m	1400m	1200m	1000m	800m	600m	400m	200m
Section Times	2:24.47 [14] (0:13.50)	2:10.97 [8] (0:10.57)	2:00.40 [4] (0:11.59)	1:48.81 [4] (0:12.39)	1:36.42 [4] (0:12.91)	1:23.51 [4] (0:13.15)	1:10.36 [5] (0:12.35)	0:58.01 [5] (0:12.27)	0:45.74 [5] (0:13.03)	0:32.71 [12] (0:14.14)	0:18.57 [14] (0:18.57)
Average Speed [km/h]	48.2	67.9	60.4	58.1	55.6	54.8	58.3	58.4	55.2	50.7	38.6
Top Speed [km/h]	68.2	68.9	65.5	59.1	57.3	55.8	59.2	59.0	57.1	52.6	47.7
Avg. Dist. to Rail [m]	4.3	0.7	3.6	1.5	0.3	0.1	0.4	0.5	0.9	1.0	0.4
Avg. Stride Freq. [Hz]	2.4	2.4	2.3	2.2	2.1	2.1	2.2	2.2	2.2	2.1	1.9
Avg. Stride Length [m]	5.7	7.7	7.4	7.3	7.2	7.1	7.3	7.3	6.9	6.7	5.7



- [] Ranking at each section and finish
- .-.- No data available at this section
- NA No data available