

Ipswich QLD Professional

Race 7: ANGELS ENVY QTIS Three-Years-Old Benchmark 65 Handicap - 1200m

22 May 2024 - 15:28

Track Rating: Good 4, Weather: Fine, Rail Position: +6m Entire

Section		Overall	1000m	800m	600m	400m	200m	Last 600m					
Field Times		1:10.82 (0:13.78)	0:57.04 (0:10.64)	0:46.40 (0:11.37)	0:35.03 (0:11.70)	0:23.33 (0:11.49)	0:11.84 (0:11.84)	0:35.03					
Rank	TAB Horse/Jockey	Barrier	Top Speed [km/h]	Fastest Section						Margin	Distance Travelled [m]		
1	8 BETTERLETMEDANCE James Orman	16	70.5 1000m	0:10.58 1000m	1:10.82 [1] (0:13.86)	0:56.96 [3] (0:10.58)	0:46.38 [2] (0:11.47)	0:34.91 [2] (0:11.72)	0:23.19 [3] (0:11.48)	0:11.71 [2] (0:11.71)	1:10.82	0:34.91	
2	3 TALTARNI FIELDS Cejay Graham	9	69.6 1000m	0:10.64 1000m	1:10.83 [2] (0:13.78)	0:57.05 [1] (0:10.64)	0:46.41 [1] (0:11.37)	0:35.04 [1] (0:11.70)	0:23.34 [1] (0:11.49)	0:11.85 [1] (0:11.85)	0.06L	0:35.04	-6
3	15 ADIELLA Samantha Collett	12	66.6 800m	0:10.94 800m	1:10.94 [3] (0:14.77)	0:56.17 [13] (0:11.01)	0:45.16 [13] (0:10.94)	0:34.22 [12] (0:11.54)	0:22.68 [10] (0:11.27)	0:11.41 [6] (0:11.41)	0.68L	0:34.22	+5
4	6 WINSOME STAR Micheal Hellyer	15	68.3 1000m	0:10.82 1000m	1:11.02 [4] (0:14.03)	0:56.99 [7] (0:10.82)	0:46.17 [7] (0:11.37)	0:34.80 [7] (0:11.76)	0:23.04 [6] (0:11.22)	0:11.82 [3] (0:11.82)	1.18L	0:34.80	+3
5	7 WITHIN REASON Craig Williams	4	68.7 1000m	0:10.65 1000m	1:11.19 [5] (0:14.01)	0:57.18 [6] (0:10.65)	0:46.53 [4] (0:11.37)	0:35.16 [4] (0:11.81)	0:23.35 [4] (0:11.58)	0:11.77 [5] (0:11.77)	2.13L	0:35.16	-4
6	16 WAHINE GALAXY Robbie Dolan	1	67.5 1000m	0:10.91 1000m	1:11.30 [6] (0:14.34)	0:56.96 [9] (0:10.91)	0:46.05 [9] (0:11.36)	0:34.69 [11] (0:11.77)	0:22.92 [12] (0:11.45)	0:11.47 [11] (0:11.47)	2.78L	0:34.69	-3
7	9 ENCUBIERTO Jim Byrne	7	68.8 1000m	0:10.72 1000m	1:11.41 [7] (0:13.99)	0:57.42 [5] (0:10.72)	0:46.70 [6] (0:11.50)	0:35.20 [6] (0:11.81)	0:23.39 [7] (0:11.67)	0:11.72 [7] (0:11.72)	3.45L	0:35.20	-1
8	18 SUNSHINE HIGHWAY Nikita Beriman	13	66.8 800m	0:10.94 1000m	1:11.47 [8] (0:14.54)	0:56.93 [11] (0:10.94)	0:45.99 [11] (0:10.98)	0:35.01 [9] (0:11.85)	0:23.16 [11] (0:11.56)	0:11.60 [12] (0:11.60)	3.78L	0:35.01	+3
9	10 INCA TRAIL Ryan Maloney	6	66.6 Overall	0:10.99 1000m	1:11.51 [9] (0:14.37)	0:57.14 [10] (0:10.99)	0:46.15 [10] (0:11.12)	0:35.03 [10] (0:11.68)	0:23.35 [9] (0:11.59)	0:11.76 [8] (0:11.76)	4.03L	0:35.03	-1
10	13 BRAVE AGENDA Angela Jones	11	68.1 1000m	0:10.77 1000m	1:11.53 [10] (0:14.25)	0:57.28 [8] (0:10.77)	0:46.51 [8] (0:11.28)	0:35.23 [8] (0:11.78)	0:23.45 [8] (0:11.75)	0:11.70 [10] (0:11.70)	4.14L	0:35.23	-3

Scratched: Kitri (#2), Enterprise Lucia (#1), Rich Again (#11), Lady Shotgun (#5), Prince Of Sooview (#12), Flying D'amore (#17)



Ipswich QLD Professional
Race 7: ANGELS ENVY QTIS Three-Years-Old Benchmark 65 Handicap - 1200m
 22 May 2024 - 15:28



Track Rating: Good 4, Weather: Fine, Rail Position: +6m Entire

Section		Overall	1000m	800m	600m	400m	200m	Last 600m					
Field Times		1:10.82 (0:13.78)	0:57.04 (0:10.64)	0:46.40 (0:11.37)	0:35.03 (0:11.70)	0:23.33 (0:11.49)	0:11.84 (0:11.84)	0:35.03					
Rank	TAB Horse/Jockey	Barrier	Top Speed [km/h]	Fastest Section	Margin							Distance Travelled [m]	
11	14 HEYOKA Boris Thornton	10	69.3 1000m	0:10.73 1000m	1:11.55 [11] (0:13.79)	0:57.76 [2] (0:10.73)	0:47.03 [3] (0:11.44)	0:35.59 [3] (0:11.67)	0:23.92 [2] (0:11.79)	0:12.13 [4] (0:12.13)	4.28L	0:35.59	+1
12	19 COOL MUSIC Jake Bayliss	3	68.0 1000m	0:10.79 1000m	1:11.67 [12] (0:14.70)	0:56.97 [12] (0:10.79)	0:46.18 [12] (0:11.25)	0:34.93 [13] (0:11.72)	0:23.21 [13] (0:11.55)	0:11.66 [13] (0:11.66)	4.97L	0:34.93	-3
13	4 BLOODHAWKE Justin Huxtable	8	69.3 1000m	0:10.70 1000m	1:12.36 [13] (0:13.97)	0:58.39 [4] (0:10.70)	0:47.69 [5] (0:11.39)	0:36.30 [5] (0:11.78)	0:24.52 [5] (0:11.94)	0:12.58 [9] (0:12.58)	9.03L	0:36.30	+2

Scratched: Kitri (#2), Enterprise Lucia (#1), Rich Again (#11), Lady Shotgun (#5), Prince Of Sooview (#12), Flying D'amore (#17)

[] Ranking at each section and finish
 -:-:- No data available at this section
 NA No data available

SCN Saddle cloth number
 DNF Did not finish
 DNT Did not track



Horse/Jockey Name	Betterletmedance
Final Rank	1
Fastest Section Time (Section)	0:10.58 (1000m)
Top Speed [km/h] (Section)	70.5 (1000m)
Race State	Finished

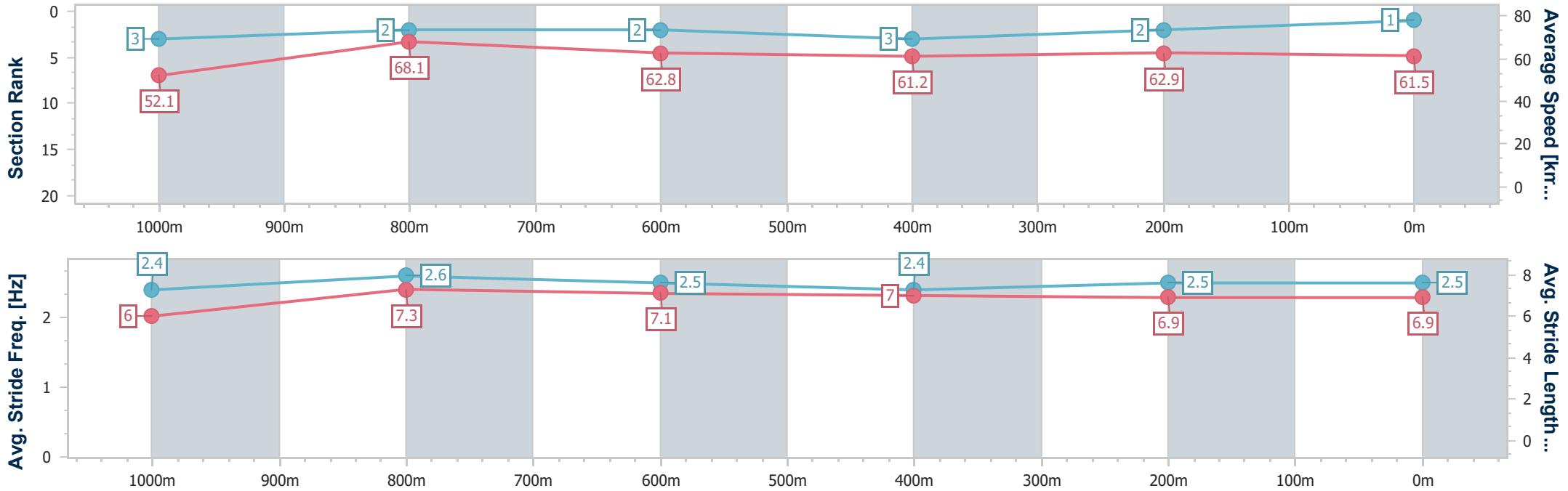


Ipswich QLD Professional
 Race 7: ANGELS ENVY QTIS Three-Years-Old Benchmark 65
 Handicap - 1200m
 22 May 2024 - 15:28



Track Rating: Good 4, Weather: Fine, Rail Position: +6m Entire

Section	Overall	1000m	800m	600m	400m	200m
Section Times	1:10.82 [1] (0:13.86)	0:56.96 [3] (0:10.58)	0:46.38 [2] (0:11.47)	0:34.91 [2] (0:11.72)	0:23.19 [3] (0:11.48)	0:11.71 [2] (0:11.71)
Average Speed [km/h]	52.1	68.1	62.8	61.2	62.9	61.5
Top Speed [km/h]	70.1	70.5	64.8	62.3	63.3	62.7
Avg. Dist. to Rail [m]	10.7	1.9	0.6	0.8	0.3	0.2
Avg. Stride Freq. [Hz]	2.4	2.6	2.5	2.4	2.5	2.5
Avg. Stride Length [m]	6.0	7.3	7.1	7.0	6.9	6.9



- [] Ranking at each section and finish
- .-.- No data available at this section
- NA No data available



Horse/Jockey Name	Taltarni Fields
Final Rank	2
Fastest Section Time (Section)	0:10.64 (1000m)
Top Speed [km/h] (Section)	69.6 (1000m)
Race State	Finished

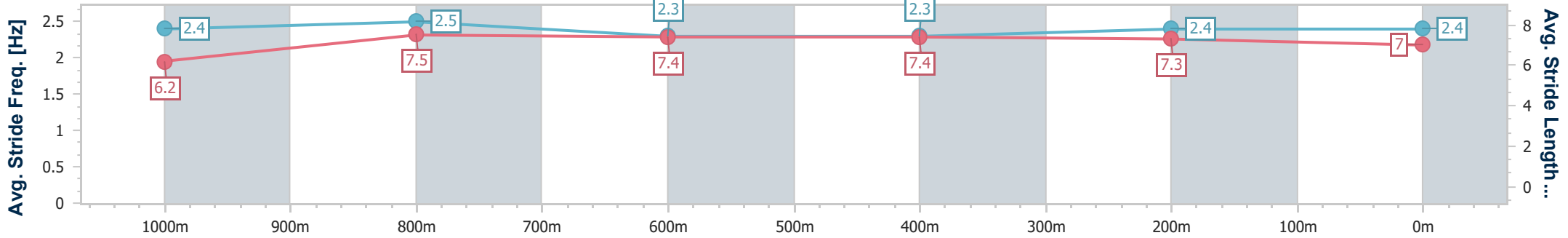
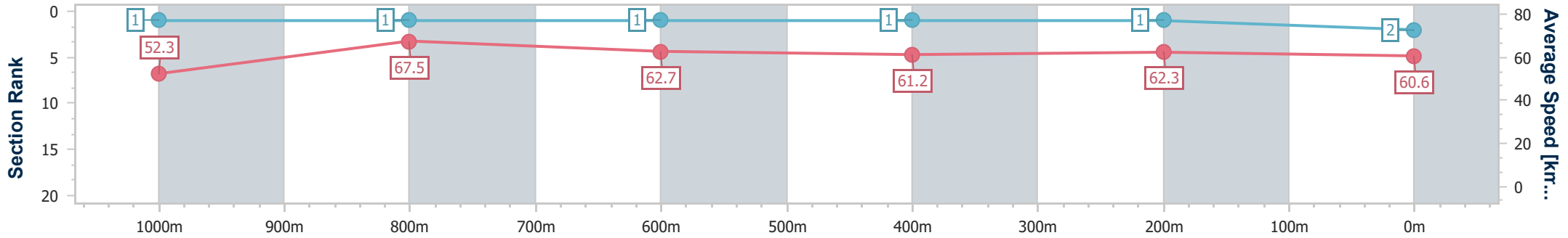


Ipswich QLD Professional
 Race 7: ANGELS ENVY QTIS Three-Years-Old Benchmark 65
 Handicap - 1200m
 22 May 2024 - 15:28



Track Rating: Good 4, Weather: Fine, Rail Position: +6m Entire

Section	Overall	1000m	800m	600m	400m	200m
Section Times	1:10.83 [2] (0:13.78)	0:57.05 [1] (0:10.64)	0:46.41 [1] (0:11.37)	0:35.04 [1] (0:11.70)	0:23.34 [1] (0:11.49)	0:11.85 [1] (0:11.85)
Average Speed [km/h]	52.3	67.5	62.7	61.2	62.3	60.6
Top Speed [km/h]	69.1	69.6	65.8	62.1	63.2	62.6
Avg. Dist. to Rail [m]	6.2	1.0	1.7	2.0	1.5	0.7
Avg. Stride Freq. [Hz]	2.4	2.5	2.3	2.3	2.4	2.4
Avg. Stride Length [m]	6.2	7.5	7.4	7.4	7.3	7.0



- [] Ranking at each section and finish
- .-.- No data available at this section
- NA No data available



Horse/Jockey Name	Adiella
Final Rank	3
Fastest Section Time (Section)	0:10.94 (800m)
Top Speed [km/h] (Section)	66.6 (800m)
Race State	Finished

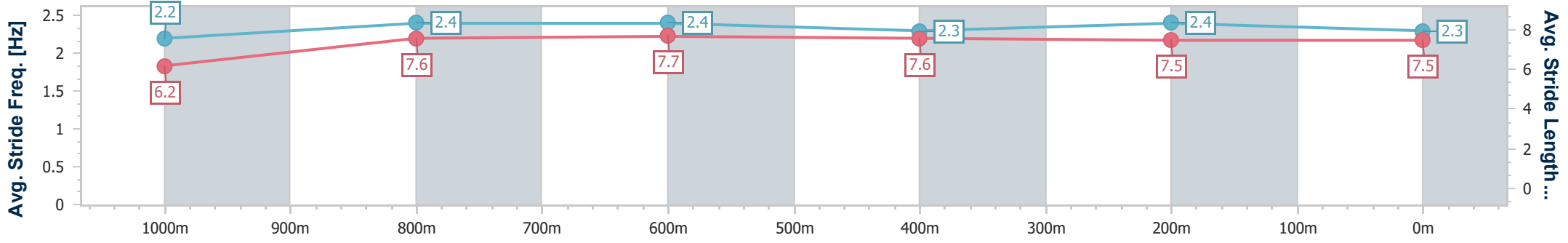
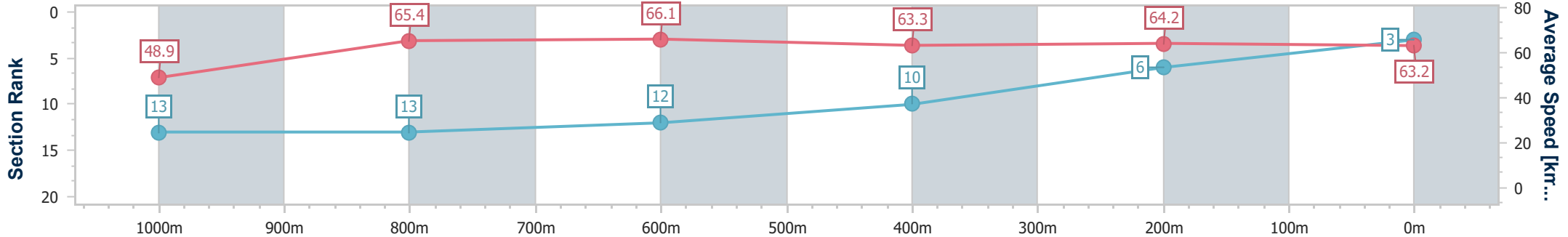


Ipswich QLD Professional
 Race 7: ANGELS ENVY QTIS Three-Years-Old Benchmark 65
 Handicap - 1200m
 22 May 2024 - 15:28



Track Rating: Good 4, Weather: Fine, Rail Position: +6m Entire

Section	Overall	1000m	800m	600m	400m	200m
Section Times	1:10.94 [3] (0:14.77)	0:56.17 [13] (0:11.01)	0:45.16 [13] (0:10.94)	0:34.22 [12] (0:11.54)	0:22.68 [10] (0:11.27)	0:11.41 [6] (0:11.41)
Average Speed [km/h]	48.9	65.4	66.1	63.3	64.2	63.2
Top Speed [km/h]	65.4	66.1	66.6	64.9	65.3	65.1
Avg. Dist. to Rail [m]	6.6	1.5	1.2	2.5	2.7	3.5
Avg. Stride Freq. [Hz]	2.2	2.4	2.4	2.3	2.4	2.3
Avg. Stride Length [m]	6.2	7.6	7.7	7.6	7.5	7.5



- [] Ranking at each section and finish
- .-.- No data available at this section
- NA No data available



Horse/Jockey Name	Winsome Star
Final Rank	4
Fastest Section Time (Section)	0:10.82 (1000m)
Top Speed [km/h] (Section)	68.3 (1000m)
Race State	Finished

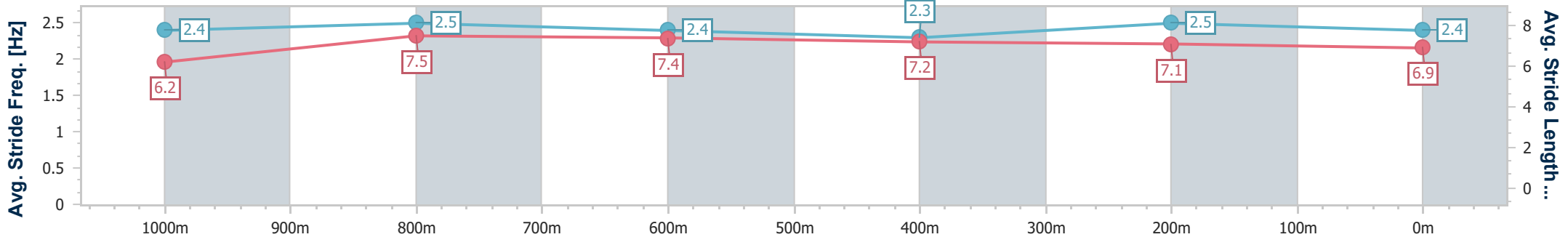
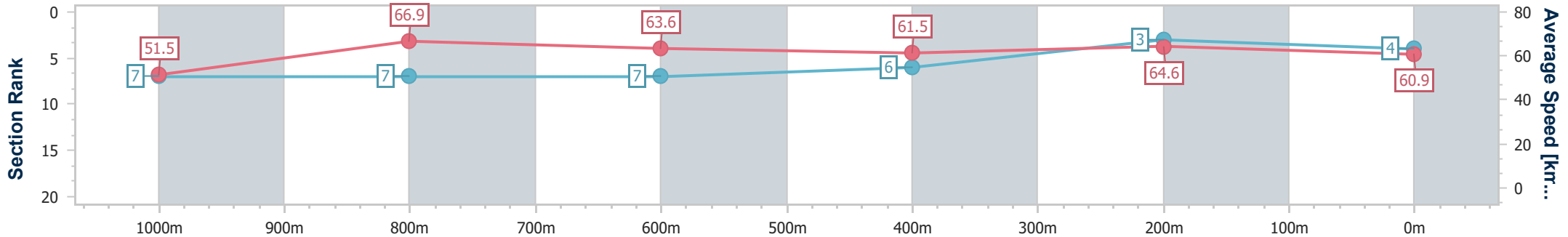


Ipswich QLD Professional
 Race 7: ANGELS ENVY QTIS Three-Years-Old Benchmark 65
 Handicap - 1200m
 22 May 2024 - 15:28



Track Rating: Good 4, Weather: Fine, Rail Position: +6m Entire

Section	Overall	1000m	800m	600m	400m	200m
Section Times	1:11.02 [4] (0:14.03)	0:56.99 [7] (0:10.82)	0:46.17 [7] (0:11.37)	0:34.80 [7] (0:11.76)	0:23.04 [6] (0:11.22)	0:11.82 [3] (0:11.82)
Average Speed [km/h]	51.5	66.9	63.6	61.5	64.6	60.9
Top Speed [km/h]	67.1	68.3	65.0	64.0	65.1	64.2
Avg. Dist. to Rail [m]	8.8	2.1	1.0	1.4	1.4	1.4
Avg. Stride Freq. [Hz]	2.4	2.5	2.4	2.3	2.5	2.4
Avg. Stride Length [m]	6.2	7.5	7.4	7.2	7.1	6.9



- [] Ranking at each section and finish
- .-.- No data available at this section
- NA No data available



Horse/Jockey Name	Within Reason
Final Rank	5
Fastest Section Time (Section)	0:10.65 (1000m)
Top Speed [km/h] (Section)	68.7 (1000m)
Race State	Finished

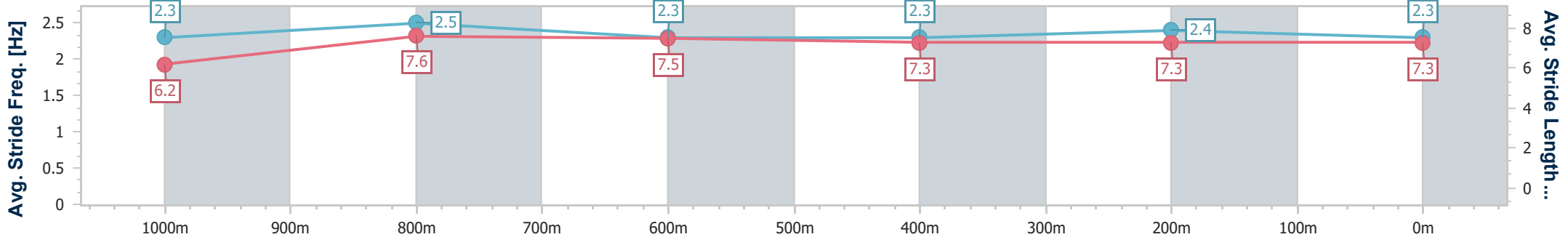
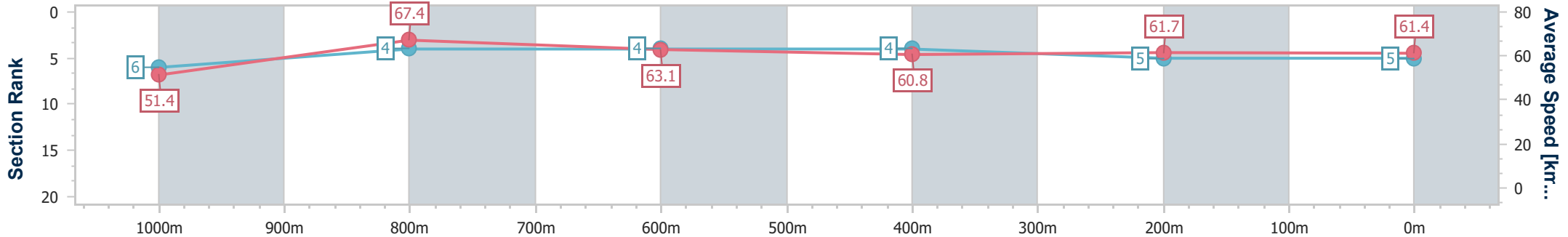


Ipswich QLD Professional
 Race 7: ANGELS ENVY QTIS Three-Years-Old Benchmark 65
 Handicap - 1200m
 22 May 2024 - 15:28



Track Rating: Good 4, Weather: Fine, Rail Position: +6m Entire

Section	Overall	1000m	800m	600m	400m	200m
Section Times	1:11.19 [5] (0:14.01)	0:57.18 [6] (0:10.65)	0:46.53 [4] (0:11.37)	0:35.16 [4] (0:11.81)	0:23.35 [4] (0:11.58)	0:11.77 [5] (0:11.77)
Average Speed [km/h]	51.4	67.4	63.1	60.8	61.7	61.4
Top Speed [km/h]	68.1	68.7	64.7	61.8	62.9	62.9
Avg. Dist. to Rail [m]	3.7	1.0	1.2	1.3	1.1	0.3
Avg. Stride Freq. [Hz]	2.3	2.5	2.3	2.3	2.4	2.3
Avg. Stride Length [m]	6.2	7.6	7.5	7.3	7.3	7.3



- [] Ranking at each section and finish
- .-.- No data available at this section
- NA No data available



Horse/Jockey Name	Wahine Galaxy
Final Rank	6
Fastest Section Time (Section)	0:10.91 (1000m)
Top Speed [km/h] (Section)	67.5 (1000m)
Race State	Finished

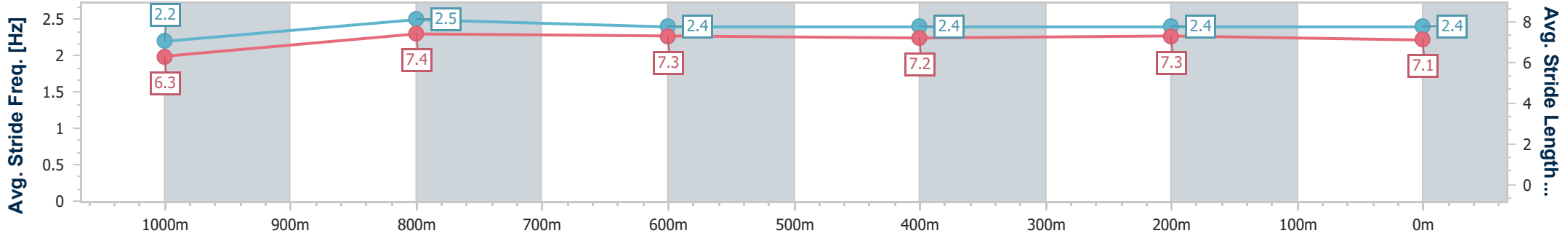
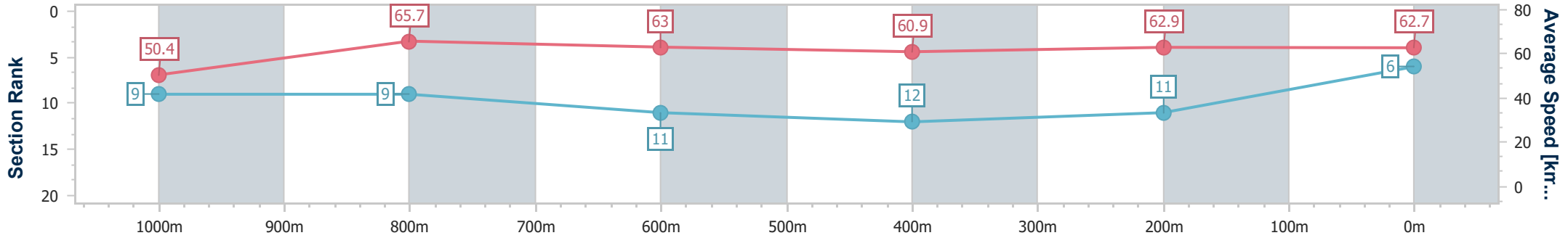


Ipswich QLD Professional
 Race 7: ANGELS ENVY QTIS Three-Years-Old Benchmark 65
 Handicap - 1200m
 22 May 2024 - 15:28



Track Rating: Good 4, Weather: Fine, Rail Position: +6m Entire

Section	Overall	1000m	800m	600m	400m	200m
Section Times	1:11.30 [6] (0:14.34)	0:56.96 [9] (0:10.91)	0:46.05 [9] (0:11.36)	0:34.69 [11] (0:11.77)	0:22.92 [12] (0:11.45)	0:11.47 [11] (0:11.47)
Average Speed [km/h]	50.4	65.7	63.0	60.9	62.9	62.7
Top Speed [km/h]	67.2	67.5	64.9	62.6	65.0	65.1
Avg. Dist. to Rail [m]	2.5	1.0	1.0	1.4	0.5	0.7
Avg. Stride Freq. [Hz]	2.2	2.5	2.4	2.4	2.4	2.4
Avg. Stride Length [m]	6.3	7.4	7.3	7.2	7.3	7.1



- [] Ranking at each section and finish
- .-.- No data available at this section
- NA No data available



Horse/Jockey Name	Encubierto
Final Rank	7
Fastest Section Time (Section)	0:10.72 (1000m)
Top Speed [km/h] (Section)	68.8 (1000m)
Race State	Finished

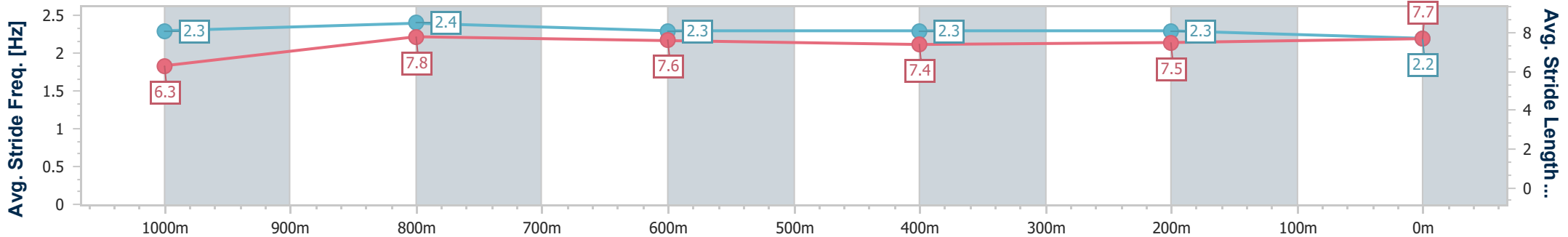
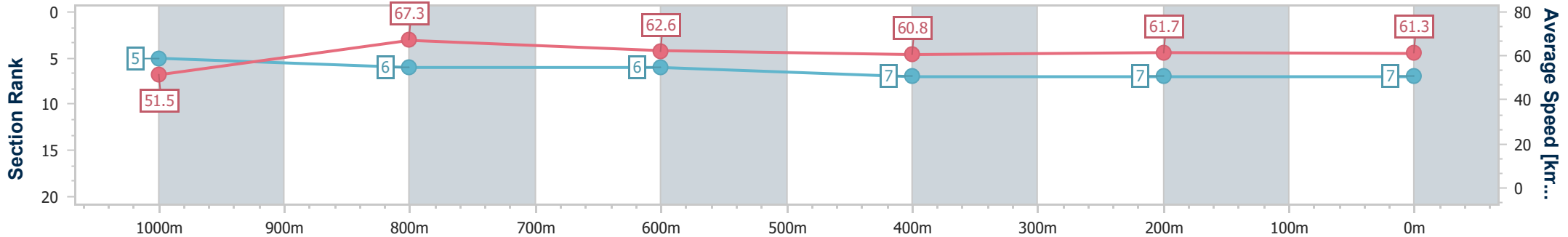


Ipswich QLD Professional
 Race 7: ANGELS ENVY QTIS Three-Years-Old Benchmark 65
 Handicap - 1200m
 22 May 2024 - 15:28



Track Rating: Good 4, Weather: Fine, Rail Position: +6m Entire

Section	Overall	1000m	800m	600m	400m	200m
Section Times	1:11.41 [7] (0:13.99)	0:57.42 [5] (0:10.72)	0:46.70 [6] (0:11.50)	0:35.20 [6] (0:11.81)	0:23.39 [7] (0:11.67)	0:11.72 [7] (0:11.72)
Average Speed [km/h]	51.5	67.3	62.6	60.8	61.7	61.3
Top Speed [km/h]	67.5	68.8	64.1	62.3	63.2	63.1
Avg. Dist. to Rail [m]	5.1	1.2	0.2	0.5	0.7	3.7
Avg. Stride Freq. [Hz]	2.3	2.4	2.3	2.3	2.3	2.2
Avg. Stride Length [m]	6.3	7.8	7.6	7.4	7.5	7.7



- [] Ranking at each section and finish
- .-.- No data available at this section
- NA No data available



Horse/Jockey Name	Sunshine Highway
Final Rank	8
Fastest Section Time (Section)	0:10.94 (1000m)
Top Speed [km/h] (Section)	66.8 (800m)
Race State	Finished

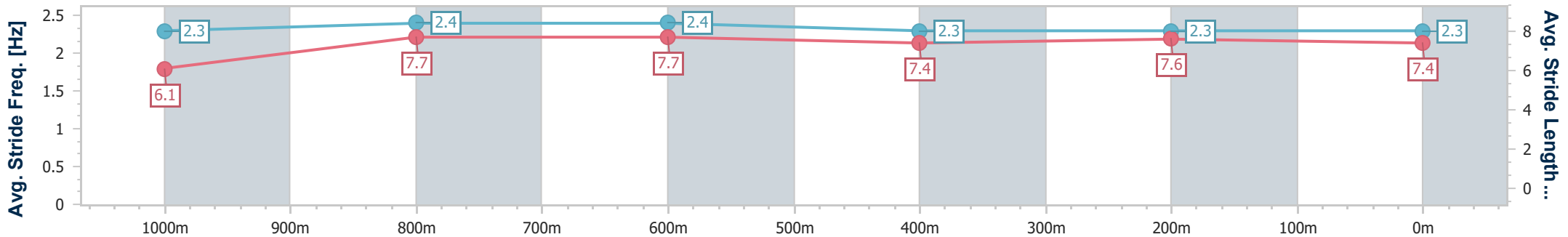
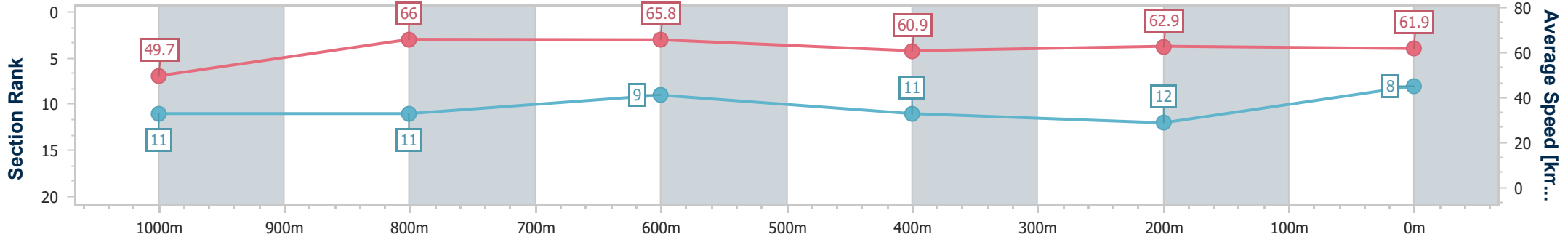


Ipswich QLD Professional
 Race 7: ANGELS ENVY QTIS Three-Years-Old Benchmark 65
 Handicap - 1200m
 22 May 2024 - 15:28



Track Rating: Good 4, Weather: Fine, Rail Position: +6m Entire

Section	Overall	1000m	800m	600m	400m	200m
Section Times	1:11.47 [8] (0:14.54)	0:56.93 [11] (0:10.94)	0:45.99 [11] (0:10.98)	0:35.01 [9] (0:11.85)	0:23.16 [11] (0:11.56)	0:11.60 [12] (0:11.60)
Average Speed [km/h]	49.7	66.0	65.8	60.9	62.9	61.9
Top Speed [km/h]	66.0	66.5	66.8	62.8	62.9	63.0
Avg. Dist. to Rail [m]	7.8	1.6	0.9	1.2	2.1	5.7
Avg. Stride Freq. [Hz]	2.3	2.4	2.4	2.3	2.3	2.3
Avg. Stride Length [m]	6.1	7.7	7.7	7.4	7.6	7.4



- [] Ranking at each section and finish
- .-.- No data available at this section
- NA No data available



Horse/Jockey Name	Inca Trail
Final Rank	9
Fastest Section Time (Section)	0:10.99 (1000m)
Top Speed [km/h] (Section)	66.6 (Overall)
Race State	Finished

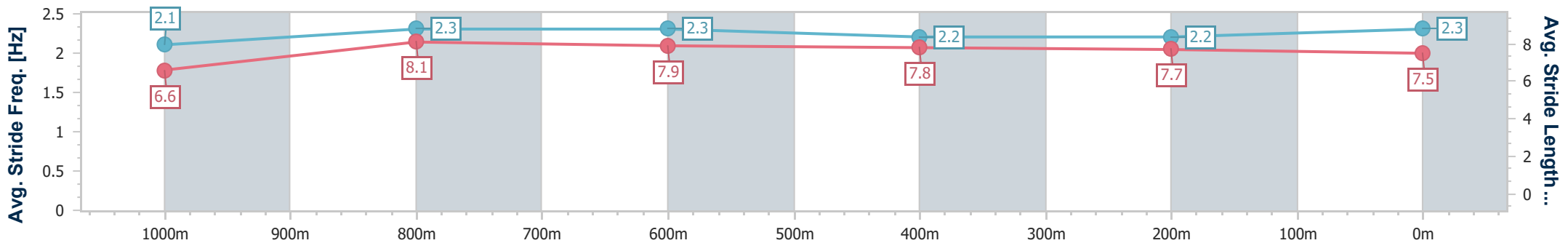
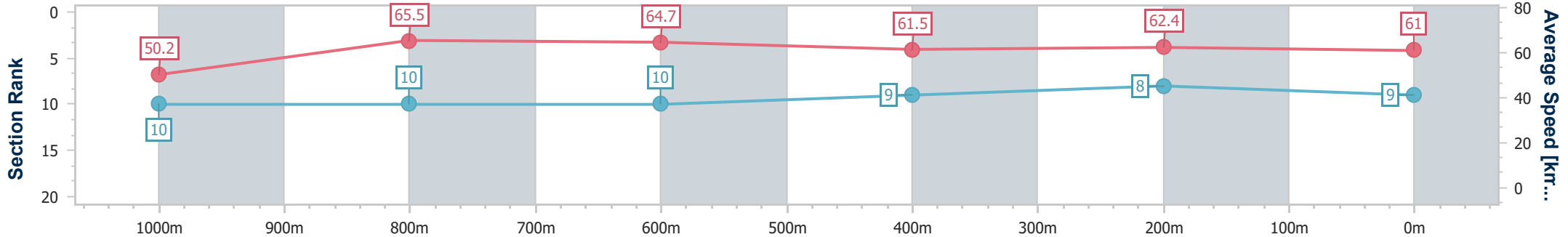


Ipswich QLD Professional
 Race 7: ANGELS ENVY QTIS Three-Years-Old Benchmark 65
 Handicap - 1200m
 22 May 2024 - 15:28



Track Rating: Good 4, Weather: Fine, Rail Position: +6m Entire

Section	Overall	1000m	800m	600m	400m	200m
Section Times	1:11.51 [9] (0:14.37)	0:57.14 [10] (0:10.99)	0:46.15 [10] (0:11.12)	0:35.03 [10] (0:11.68)	0:23.35 [9] (0:11.59)	0:11.76 [8] (0:11.76)
Average Speed [km/h]	50.2	65.5	64.7	61.5	62.4	61.0
Top Speed [km/h]	66.6	66.4	65.8	62.3	63.6	62.5
Avg. Dist. to Rail [m]	3.4	0.6	0.3	0.5	1.7	4.6
Avg. Stride Freq. [Hz]	2.1	2.3	2.3	2.2	2.2	2.3
Avg. Stride Length [m]	6.6	8.1	7.9	7.8	7.7	7.5



- [] Ranking at each section and finish
- .-.- No data available at this section
- NA No data available



Horse/Jockey Name	Brave Agenda
Final Rank	10
Fastest Section Time (Section)	0:10.77 (1000m)
Top Speed [km/h] (Section)	68.1 (1000m)
Race State	Finished

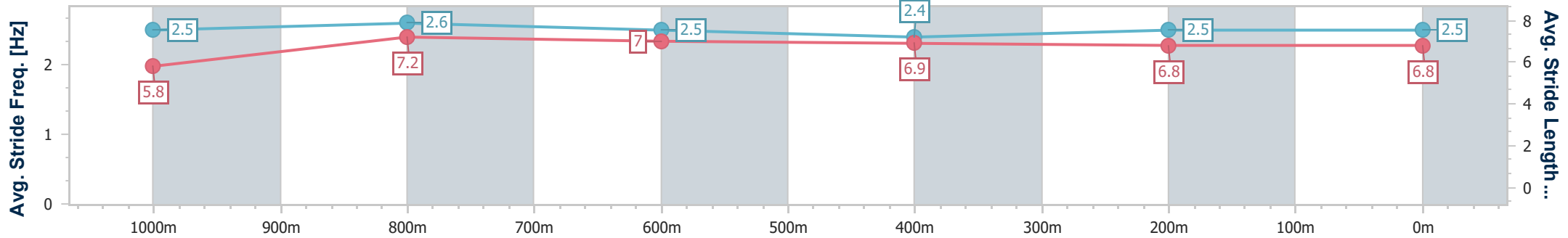
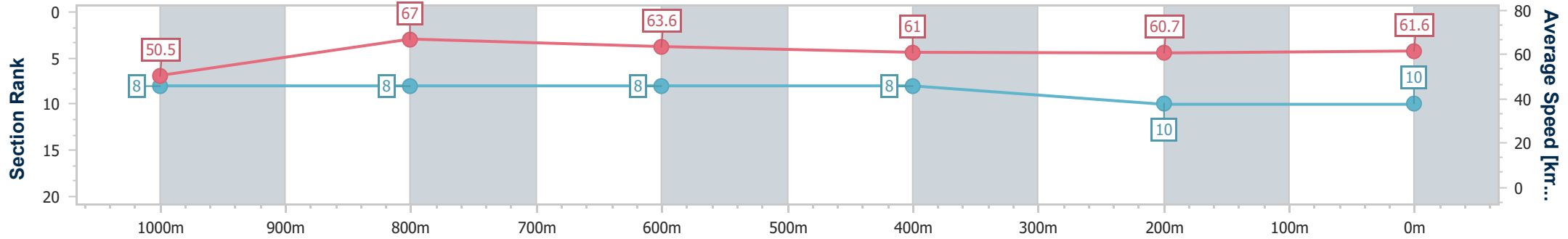


Ipswich QLD Professional
 Race 7: ANGELS ENVY QTIS Three-Years-Old Benchmark 65
 Handicap - 1200m
 22 May 2024 - 15:28



Track Rating: Good 4, Weather: Fine, Rail Position: +6m Entire

Section	Overall	1000m	800m	600m	400m	200m
Section Times	1:11.53 [10] (0:14.25)	0:57.28 [8] (0:10.77)	0:46.51 [8] (0:11.28)	0:35.23 [8] (0:11.78)	0:23.45 [8] (0:11.75)	0:11.70 [10] (0:11.70)
Average Speed [km/h]	50.5	67.0	63.6	61.0	60.7	61.6
Top Speed [km/h]	67.4	68.1	65.1	62.8	63.4	63.2
Avg. Dist. to Rail [m]	7.4	1.0	0.9	1.1	1.1	1.1
Avg. Stride Freq. [Hz]	2.5	2.6	2.5	2.4	2.5	2.5
Avg. Stride Length [m]	5.8	7.2	7.0	6.9	6.8	6.8



- [] Ranking at each section and finish
- .-.- No data available at this section
- NA No data available



Horse/Jockey Name	Heyoka
Final Rank	11
Fastest Section Time (Section)	0:10.73 (1000m)
Top Speed [km/h] (Section)	69.3 (1000m)
Race State	Finished

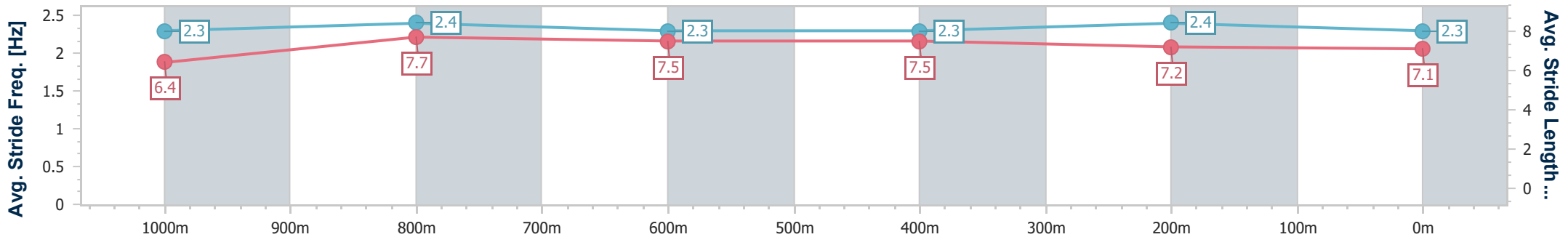
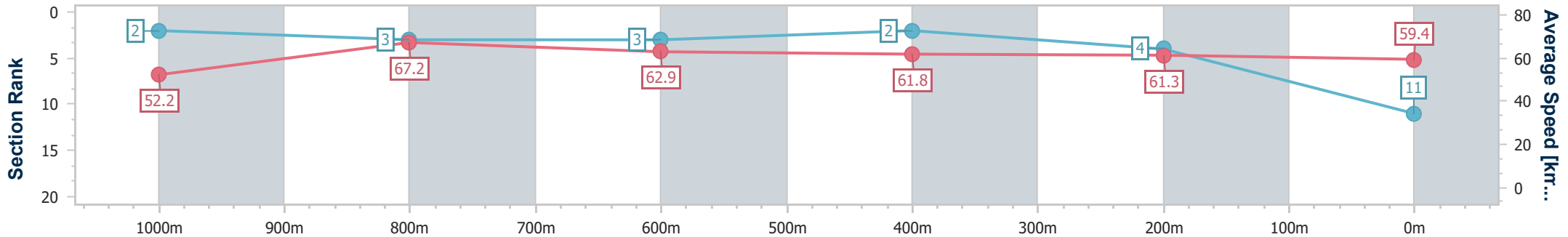


Ipswich QLD Professional
 Race 7: ANGELS ENVY QTIS Three-Years-Old Benchmark 65
 Handicap - 1200m
 22 May 2024 - 15:28



Track Rating: Good 4, Weather: Fine, Rail Position: +6m Entire

Section	Overall	1000m	800m	600m	400m	200m
Section Times	1:11.55 [11] (0:13.79)	0:57.76 [2] (0:10.73)	0:47.03 [3] (0:11.44)	0:35.59 [3] (0:11.67)	0:23.92 [2] (0:11.79)	0:12.13 [4] (0:12.13)
Average Speed [km/h]	52.2	67.2	62.9	61.8	61.3	59.4
Top Speed [km/h]	69.2	69.3	65.2	62.1	62.5	61.6
Avg. Dist. to Rail [m]	7.7	0.8	0.1	0.5	1.5	2.7
Avg. Stride Freq. [Hz]	2.3	2.4	2.3	2.3	2.4	2.3
Avg. Stride Length [m]	6.4	7.7	7.5	7.5	7.2	7.1



- [] Ranking at each section and finish
- .-.- No data available at this section
- NA No data available



Horse/Jockey Name	Cool Music
Final Rank	12
Fastest Section Time (Section)	0:10.79 (1000m)
Top Speed [km/h] (Section)	68.0 (1000m)
Race State	Finished

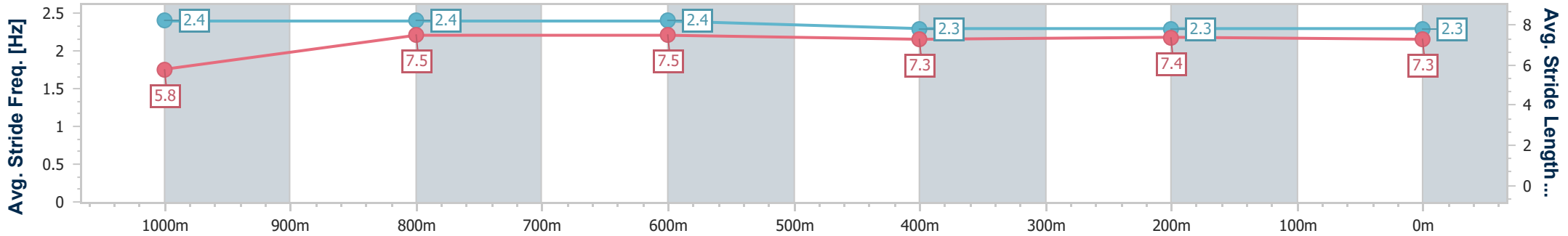
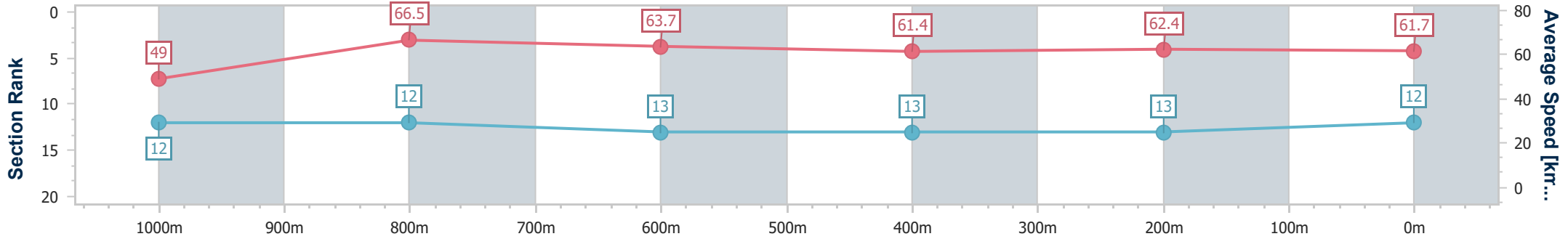


Ipswich QLD Professional
 Race 7: ANGELS ENVY QTIS Three-Years-Old Benchmark 65
 Handicap - 1200m
 22 May 2024 - 15:28



Track Rating: Good 4, Weather: Fine, Rail Position: +6m Entire

Section	Overall	1000m	800m	600m	400m	200m
Section Times	1:11.67 [12] (0:14.70)	0:56.97 [12] (0:10.79)	0:46.18 [12] (0:11.25)	0:34.93 [13] (0:11.72)	0:23.21 [13] (0:11.55)	0:11.66 [13] (0:11.66)
Average Speed [km/h]	49.0	66.5	63.7	61.4	62.4	61.7
Top Speed [km/h]	67.9	68.0	65.4	62.7	63.2	62.5
Avg. Dist. to Rail [m]	1.4	0.9	1.1	0.5	1.0	3.2
Avg. Stride Freq. [Hz]	2.4	2.4	2.4	2.3	2.3	2.3
Avg. Stride Length [m]	5.8	7.5	7.5	7.3	7.4	7.3



- [] Ranking at each section and finish
- .-.- No data available at this section
- NA No data available



Horse/Jockey Name	Bloodhawke
Final Rank	13
Fastest Section Time (Section)	0:10.70 (1000m)
Top Speed [km/h] (Section)	69.3 (1000m)
Race State	Finished

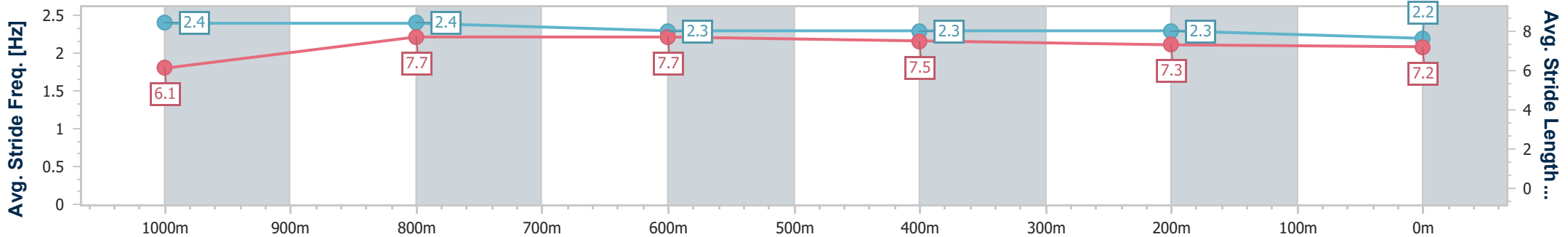
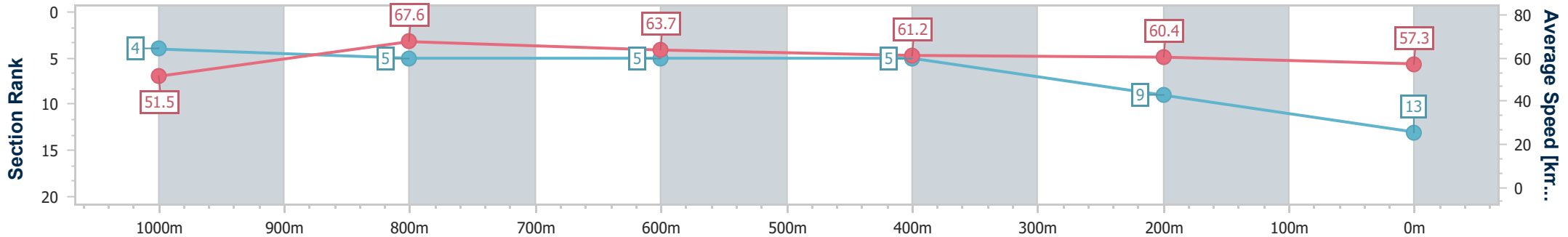


Ipswich QLD Professional
 Race 7: ANGELS ENVY QTIS Three-Years-Old Benchmark 65
 Handicap - 1200m
 22 May 2024 - 15:28



Track Rating: Good 4, Weather: Fine, Rail Position: +6m Entire

Section	Overall	1000m	800m	600m	400m	200m
Section Times	1:12.36 [13] (0:13.97)	0:58.39 [4] (0:10.70)	0:47.69 [5] (0:11.39)	0:36.30 [5] (0:11.78)	0:24.52 [5] (0:11.94)	0:12.58 [9]
Average Speed [km/h]	51.5	67.6	63.7	61.2	60.4	57.3
Top Speed [km/h]	68.5	69.3	66.3	62.0	61.1	59.8
Avg. Dist. to Rail [m]	7.0	2.7	1.3	0.3	1.2	1.5
Avg. Stride Freq. [Hz]	2.4	2.4	2.3	2.3	2.3	2.2
Avg. Stride Length [m]	6.1	7.7	7.7	7.5	7.3	7.2



- [] Ranking at each section and finish
- .-.- No data available at this section
- NA No data available