

Track Rating: Good 4, Weather: Fine, Rail Position: +6m Entire

Section												Last 600m		
Field Times		Overall	1000m	800m	600m	400m	200m						0:35.07	
		1:11.10 (0:14.00)	0:57.10 (0:11.04)	0:46.06 (0:10.99)	0:35.07 (0:11.44)	0:23.63 (0:11.66)	0:11.97 (0:11.97)							
Rank	TAB	Horse/Jockey	Barrier	Top Speed [km/h]	Fastest Section							Margin	Distance Travelled [m]	
1	6	PIZARRO James Orman	2	66.7 400m	0:11.23 400m	1:11.10 [1] (0:14.34)	0:56.76 [5] (0:11.26)	0:45.50 [6] (0:11.30)	0:34.20 [7] (0:11.42)	0:22.78 [6] (0:11.23)	0:11.55 [6] (0:11.55)	1:11.10	0:34.20	
2	9	APRIL IN AUGUSTA Cejay Graham	3	66.0 1000m	0:11.08 1000m	1:11.14 [2] (0:14.09)	0:57.05 [2] (0:11.08)	0:45.97 [3] (0:11.24)	0:34.73 [3] (0:11.35)	0:23.38 [2] (0:11.46)	0:11.92 [2] (0:11.92)	0.2L	0:34.73	-4
3	5	KANAZAWA Emily Lang	1	65.6 1000m	0:11.19 1000m	1:11.16 [3] (0:14.10)	0:57.06 [3] (0:11.19)	0:45.87 [4] (0:11.30)	0:34.57 [4] (0:11.40)	0:23.17 [4] (0:11.29)	0:11.88 [3] (0:11.88)	0.35L	0:34.57	-3
4	2	ALLEZ ZOU Justin Huxtable	4	66.4 Overall	0:11.10 1000m	1:11.23 [4] (0:14.27)	0:56.96 [4] (0:11.10)	0:45.86 [5] (0:11.31)	0:34.55 [5] (0:11.36)	0:23.19 [5] (0:11.40)	0:11.79 [5] (0:11.79)	0.78L	0:34.55	-1
5	4	JEMELDI Dale Smith	9	69.0 Overall	0:10.76 1000m	1:11.26 [5] (0:14.35)	0:56.91 [6] (0:10.76)	0:46.15 [2] (0:10.92)	0:35.23 [1] (0:11.44)	0:23.79 [1] (0:11.66)	0:12.13 [1] (0:12.13)	0.96L	0:35.23	+0
6	3	HYPE Andrew Mallyon	10	67.5 1000m	0:11.04 400m	1:11.35 [6] (0:14.75)	0:56.60 [9] (0:11.17)	0:45.43 [9] (0:11.22)	0:34.21 [9] (0:11.49)	0:22.72 [9] (0:11.04)	0:11.68 [7] (0:11.68)	1.45L	0:34.21	-3
7	7	COTTEE Angela Jones	8	67.8 Overall	0:11.15 1000m	1:11.45 [7] (0:14.49)	0:56.96 [7] (0:11.15)	0:45.81 [7] (0:11.19)	0:34.62 [6] (0:11.53)	0:23.09 [7] (0:11.49)	0:11.60 [9] (0:11.60)	2.07L	0:34.62	+0
8	10	AQUA ALTA Mark Du Plessis	6	67.0 Overall	0:11.25 400m	1:11.49 [8] (0:14.50)	0:56.99 [8] (0:11.32)	0:45.67 [8] (0:11.27)	0:34.40 [8] (0:11.34)	0:23.06 [8] (0:11.25)	0:11.81 [8] (0:11.81)	2.3L	0:34.40	-6
9	11	LADY WARDELL Samantha Collett	5	67.5 1000m	0:11.04 1000m	1:11.55 [9] (0:14.00)	0:57.55 [1] (0:11.04)	0:46.51 [1] (0:11.21)	0:35.30 [2] (0:11.53)	0:23.77 [3] (0:11.54)	0:12.23 [4] (0:12.23)	2.67L	0:35.30	-5

Scratched: Kingston's Here (#1), Liberty Steps (#8)



Horse/Jockey Name	Pizarro
Final Rank	1
Fastest Section Time (Section)	0:11.23 (400m)
Top Speed [km/h] (Section)	66.7 (400m)
Race State	Finished



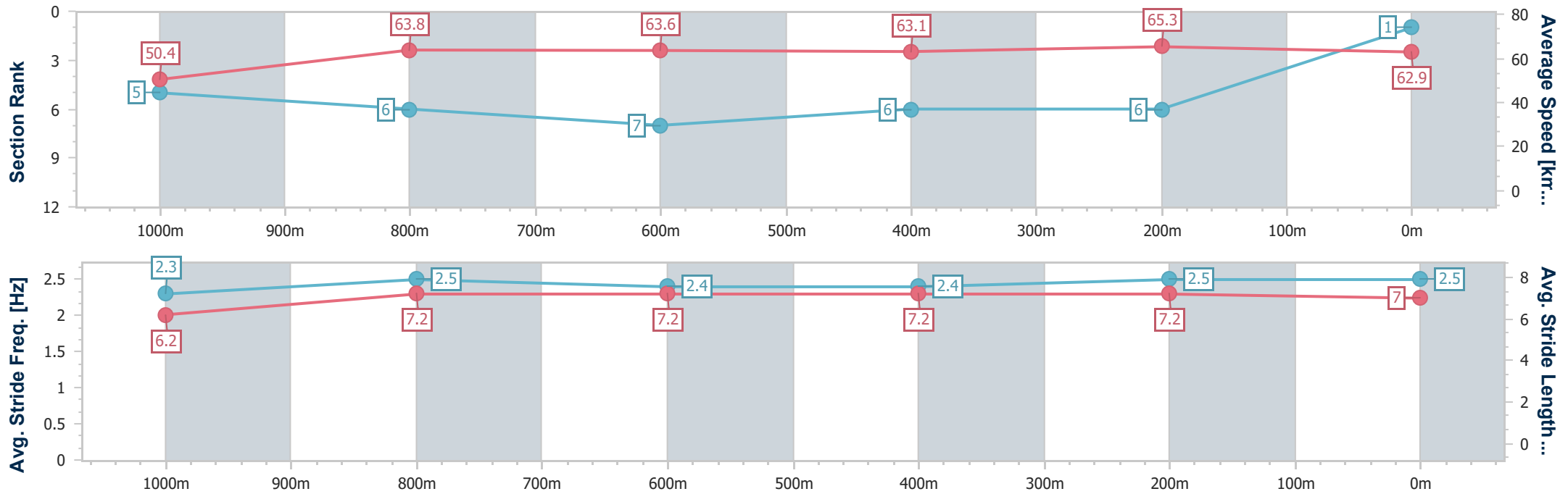
Ipswich QLD Professional
 Race 6: BUNDABERG CAMPFIRE BOURBON BARREL Class 6
 Plate - 1200m



22 May 2024 - 14:53

Track Rating: Good 4, Weather: Fine, Rail Position: +6m Entire

Section	Overall	1000m	800m	600m	400m	200m
Section Times	1:11.10 [1] (0:14.34)	0:56.76 [5] (0:11.26)	0:45.50 [6] (0:11.30)	0:34.20 [7] (0:11.42)	0:22.78 [6] (0:11.23)	0:11.55 [6] (0:11.55)
Average Speed [km/h]	50.4	63.8	63.6	63.1	65.3	62.9
Top Speed [km/h]	65.1	65.1	64.4	64.4	66.7	65.0
Avg. Dist. to Rail [m]	3.1	0.9	1.0	0.8	3.9	4.4
Avg. Stride Freq. [Hz]	2.3	2.5	2.4	2.4	2.5	2.5
Avg. Stride Length [m]	6.2	7.2	7.2	7.2	7.2	7.0



- [] Ranking at each section and finish
- .-.- No data available at this section
- NA No data available



Horse/Jockey Name	April In Augusta
Final Rank	2
Fastest Section Time (Section)	0:11.08 (1000m)
Top Speed [km/h] (Section)	66.0 (1000m)
Race State	Finished



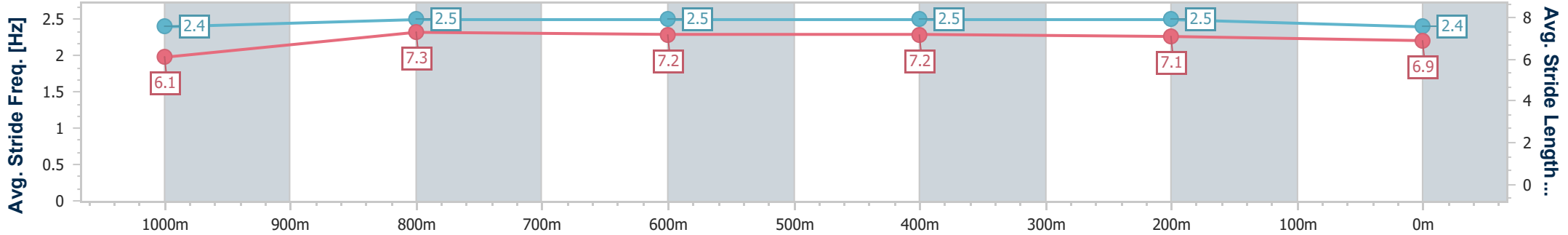
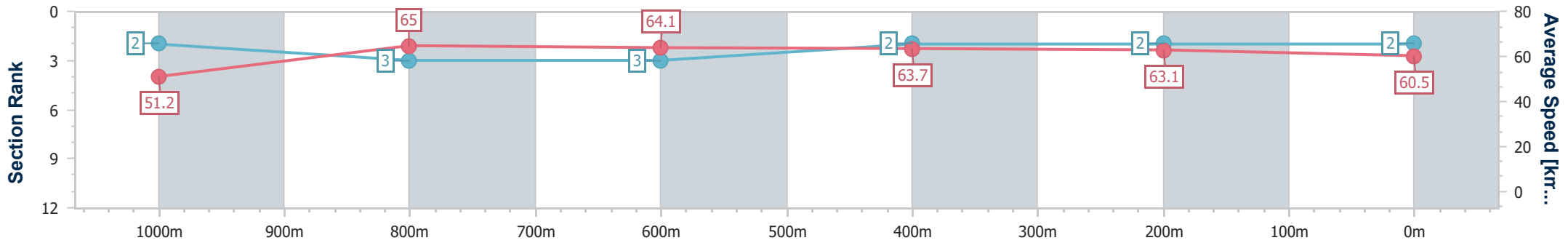
Ipswich QLD Professional
 Race 6: BUNDABERG CAMPFIRE BOURBON BARREL Class 6
 Plate - 1200m



22 May 2024 - 14:53

Track Rating: Good 4, Weather: Fine, Rail Position: +6m Entire

Section	Overall	1000m	800m	600m	400m	200m
Section Times	1:11.14 [2] (0:14.09)	0:57.05 [2] (0:11.08)	0:45.97 [3] (0:11.24)	0:34.73 [3] (0:11.35)	0:23.38 [2] (0:11.46)	0:11.92 [2] (0:11.92)
Average Speed [km/h]	51.2	65.0	64.1	63.7	63.1	60.5
Top Speed [km/h]	65.9	66.0	65.8	64.2	64.0	64.0
Avg. Dist. to Rail [m]	3.4	0.5	0.3	0.5	1.5	1.5
Avg. Stride Freq. [Hz]	2.4	2.5	2.5	2.5	2.5	2.4
Avg. Stride Length [m]	6.1	7.3	7.2	7.2	7.1	6.9



- [] Ranking at each section and finish
- .-.- No data available at this section
- NA No data available



Horse/Jockey Name	Kanazawa
Final Rank	3
Fastest Section Time (Section)	0:11.19 (1000m)
Top Speed [km/h] (Section)	65.6 (1000m)
Race State	Finished



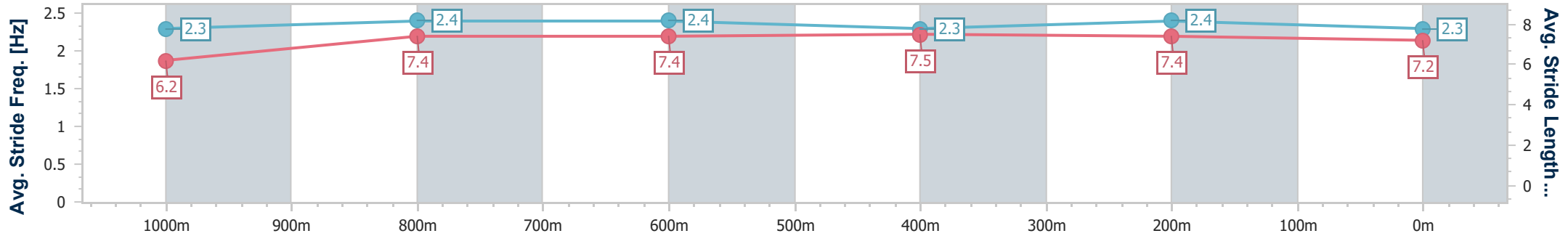
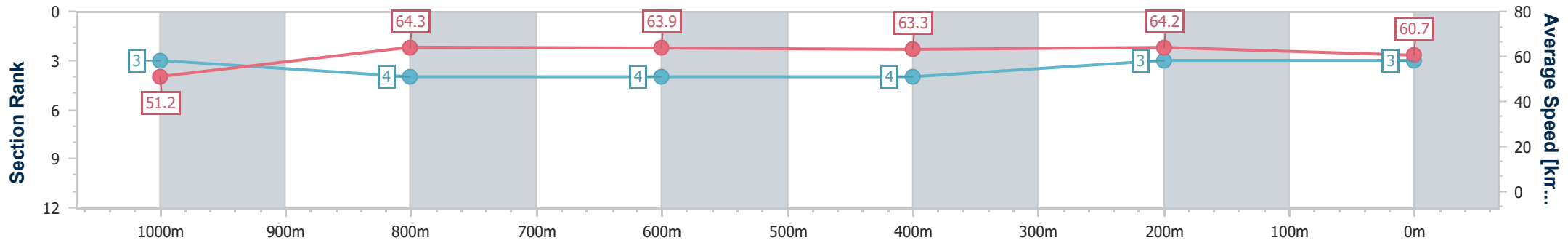
Ipswich QLD Professional
Race 6: BUNDABERG CAMPFIRE BOURBON BARREL Class 6
Plate - 1200m



22 May 2024 - 14:53

Track Rating: Good 4, Weather: Fine, Rail Position: +6m Entire

Section	Overall	1000m	800m	600m	400m	200m
Section Times	1:11.16 [3] (0:14.10)	0:57.06 [3] (0:11.19)	0:45.87 [4] (0:11.30)	0:34.57 [4] (0:11.40)	0:23.17 [4] (0:11.29)	0:11.88 [3] (0:11.88)
Average Speed [km/h]	51.2	64.3	63.9	63.3	64.2	60.7
Top Speed [km/h]	64.9	65.6	64.9	64.2	65.3	64.0
Avg. Dist. to Rail [m]	1.9	0.7	0.5	0.5	0.9	0.8
Avg. Stride Freq. [Hz]	2.3	2.4	2.4	2.3	2.4	2.3
Avg. Stride Length [m]	6.2	7.4	7.4	7.5	7.4	7.2



- [] Ranking at each section and finish
- .-.- No data available at this section
- NA No data available



Horse/Jockey Name	Allez Zou
Final Rank	4
Fastest Section Time (Section)	0:11.10 (1000m)
Top Speed [km/h] (Section)	66.4 (Overall)
Race State	Finished



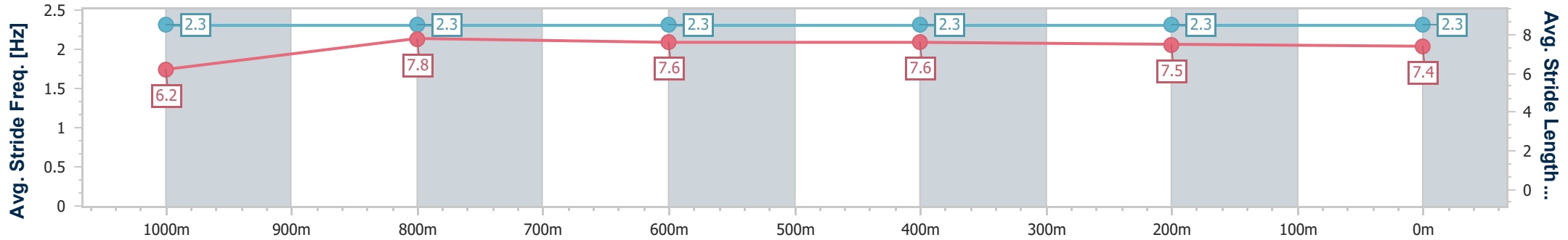
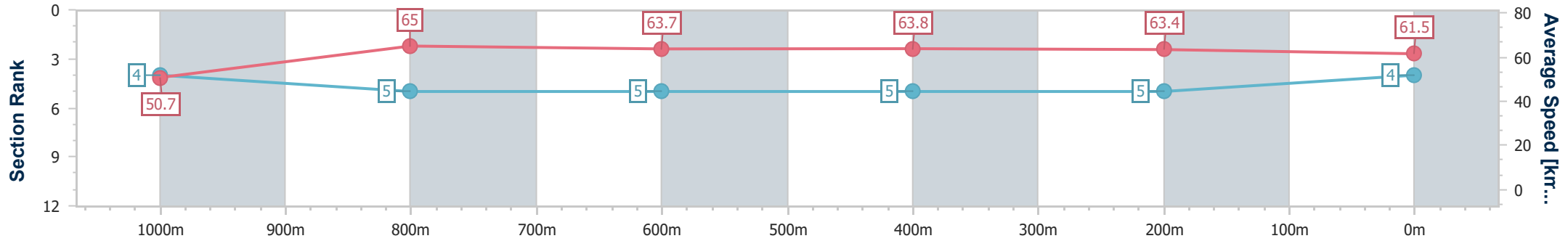
Ipswich QLD Professional
Race 6: BUNDABERG CAMPFIRE BOURBON BARREL Class 6
Plate - 1200m



22 May 2024 - 14:53

Track Rating: Good 4, Weather: Fine, Rail Position: +6m Entire

Section	Overall	1000m	800m	600m	400m	200m
Section Times	1:11.23 [4] (0:14.27)	0:56.96 [4] (0:11.10)	0:45.86 [5] (0:11.31)	0:34.55 [5] (0:11.36)	0:23.19 [5] (0:11.40)	0:11.79 [5] (0:11.79)
Average Speed [km/h]	50.7	65.0	63.7	63.8	63.4	61.5
Top Speed [km/h]	66.4	66.1	65.1	64.7	64.7	63.4
Avg. Dist. to Rail [m]	3.3	0.4	0.2	0.3	2.1	1.8
Avg. Stride Freq. [Hz]	2.3	2.3	2.3	2.3	2.3	2.3
Avg. Stride Length [m]	6.2	7.8	7.6	7.6	7.5	7.4



- [] Ranking at each section and finish
- .-.- No data available at this section
- NA No data available



Horse/Jockey Name	Jemeldi
Final Rank	5
Fastest Section Time (Section)	0:10.76 (1000m)
Top Speed [km/h] (Section)	69.0 (Overall)
Race State	Finished



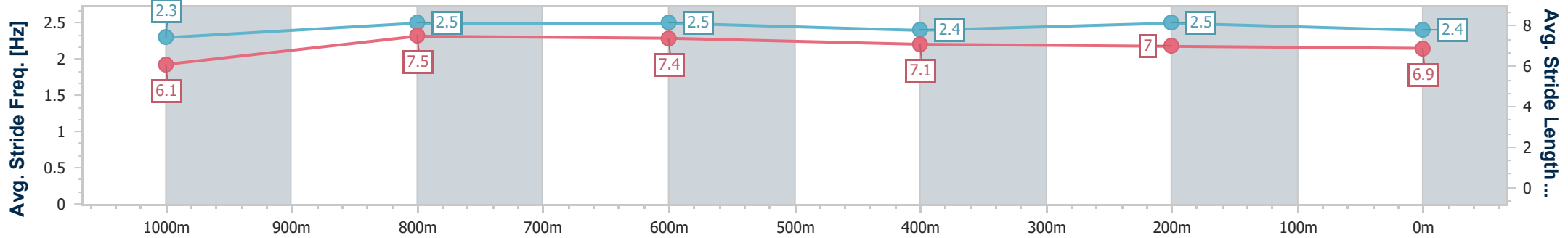
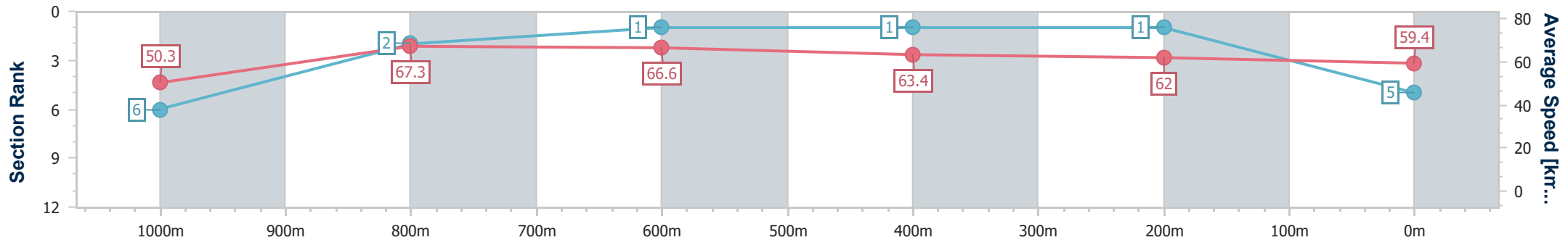
Ipswich QLD Professional
 Race 6: BUNDABERG CAMPFIRE BOURBON BARREL Class 8
 Plate - 1200m



22 May 2024 - 14:53

Track Rating: Good 4, Weather: Fine, Rail Position: +6m Entire

Section	Overall	1000m	800m	600m	400m	200m
Section Times	1:11.26 [5] (0:14.35)	0:56.91 [6] (0:10.76)	0:46.15 [2] (0:10.92)	0:35.23 [1] (0:11.44)	0:23.79 [1] (0:11.66)	0:12.13 [1] (0:12.13)
Average Speed [km/h]	50.3	67.3	66.6	63.4	62.0	59.4
Top Speed [km/h]	69.0	68.8	67.6	65.4	62.5	62.5
Avg. Dist. to Rail [m]	6.6	0.8	2.4	1.2	1.3	0.7
Avg. Stride Freq. [Hz]	2.3	2.5	2.5	2.4	2.5	2.4
Avg. Stride Length [m]	6.1	7.5	7.4	7.1	7.0	6.9



- [] Ranking at each section and finish
- .-.- No data available at this section
- NA No data available



Horse/Jockey Name	Hype
Final Rank	6
Fastest Section Time (Section)	0:11.04 (400m)
Top Speed [km/h] (Section)	67.5 (1000m)
Race State	Finished



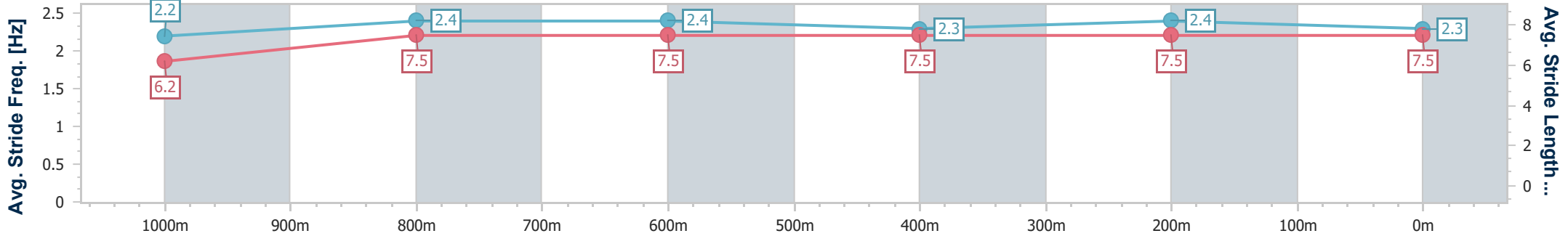
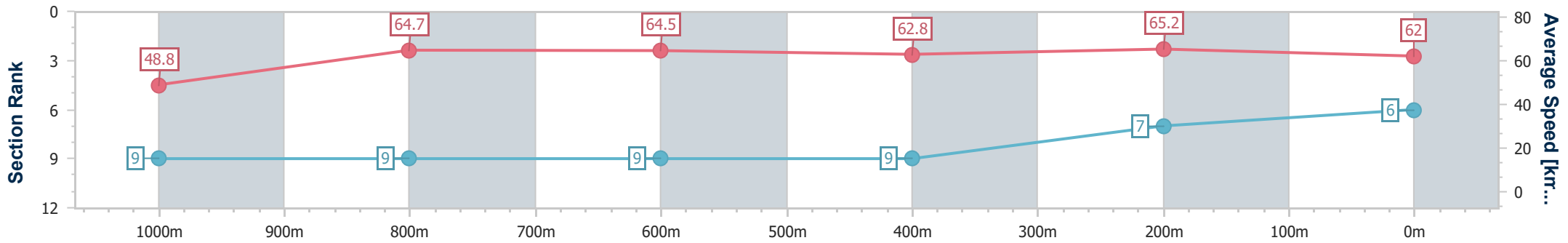
Ipswich QLD Professional
 Race 6: BUNDABERG CAMPFIRE BOURBON BARREL Class 6
 Plate - 1200m



22 May 2024 - 14:53

Track Rating: Good 4, Weather: Fine, Rail Position: +6m Entire

Section	Overall	1000m	800m	600m	400m	200m
Section Times	1:11.35 [6] (0:14.75)	0:56.60 [9] (0:11.17)	0:45.43 [9] (0:11.22)	0:34.21 [9] (0:11.49)	0:22.72 [9] (0:11.04)	0:11.68 [7] (0:11.68)
Average Speed [km/h]	48.8	64.7	64.5	62.8	65.2	62.0
Top Speed [km/h]	67.3	67.5	65.4	64.2	66.9	65.1
Avg. Dist. to Rail [m]	6.7	0.6	0.4	0.6	0.8	0.7
Avg. Stride Freq. [Hz]	2.2	2.4	2.4	2.3	2.4	2.3
Avg. Stride Length [m]	6.2	7.5	7.5	7.5	7.5	7.5



- [] Ranking at each section and finish
- .-.- No data available at this section
- NA No data available



Horse/Jockey Name	Cottee
Final Rank	7
Fastest Section Time (Section)	0:11.15 (1000m)
Top Speed [km/h] (Section)	67.8 (Overall)
Race State	Finished



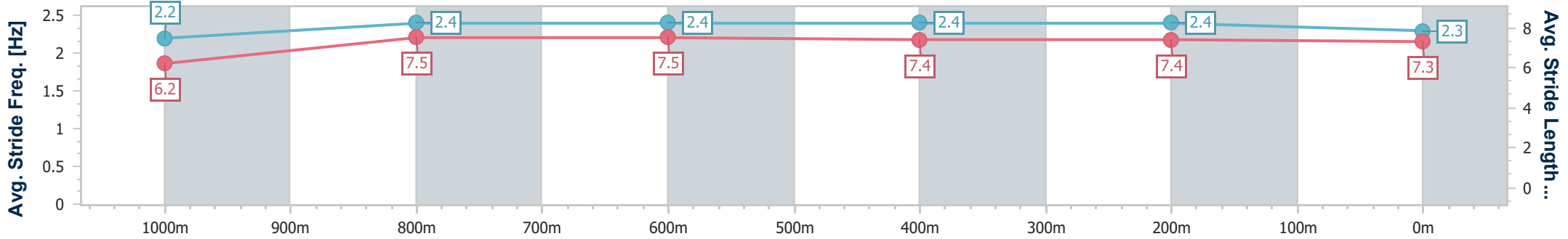
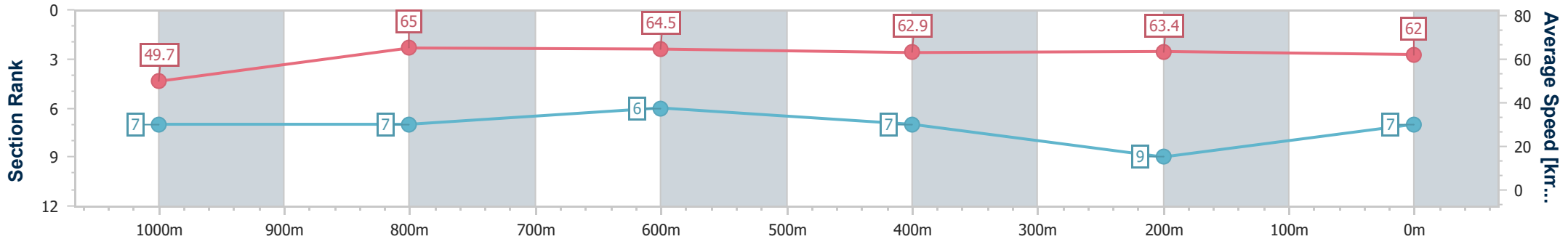
Ipswich QLD Professional
Race 6: BUNDABERG CAMPFIRE BOURBON BARREL Class 6
Plate - 1200m



22 May 2024 - 14:53

Track Rating: Good 4, Weather: Fine, Rail Position: +6m Entire

Section	Overall	1000m	800m	600m	400m	200m
Section Times	1:11.45 [7] (0:14.49)	0:56.96 [7] (0:11.15)	0:45.81 [7] (0:11.19)	0:34.62 [6] (0:11.53)	0:23.09 [7] (0:11.49)	0:11.60 [9] (0:11.60)
Average Speed [km/h]	49.7	65.0	64.5	62.9	63.4	62.0
Top Speed [km/h]	67.8	67.8	65.7	64.4	64.2	63.1
Avg. Dist. to Rail [m]	5.0	0.4	0.5	1.3	3.1	3.4
Avg. Stride Freq. [Hz]	2.2	2.4	2.4	2.4	2.4	2.3
Avg. Stride Length [m]	6.2	7.5	7.5	7.4	7.4	7.3



- [] Ranking at each section and finish
- .-.- No data available at this section
- NA No data available



Horse/Jockey Name	Aqua Alta
Final Rank	8
Fastest Section Time (Section)	0:11.25 (400m)
Top Speed [km/h] (Section)	67.0 (Overall)
Race State	Finished



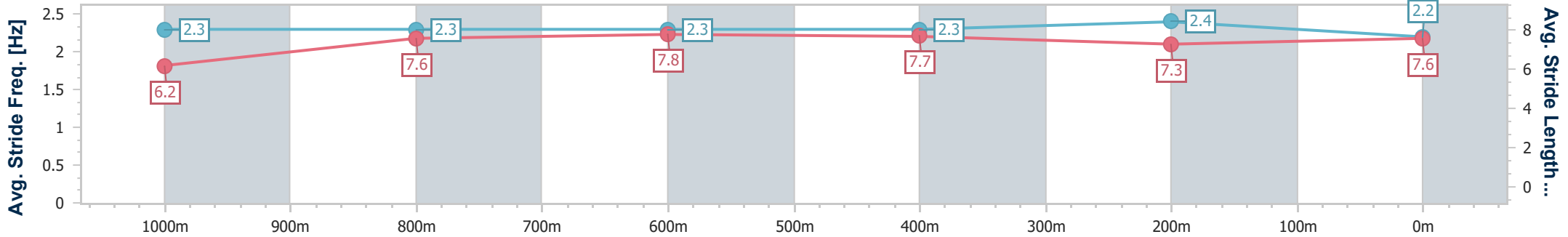
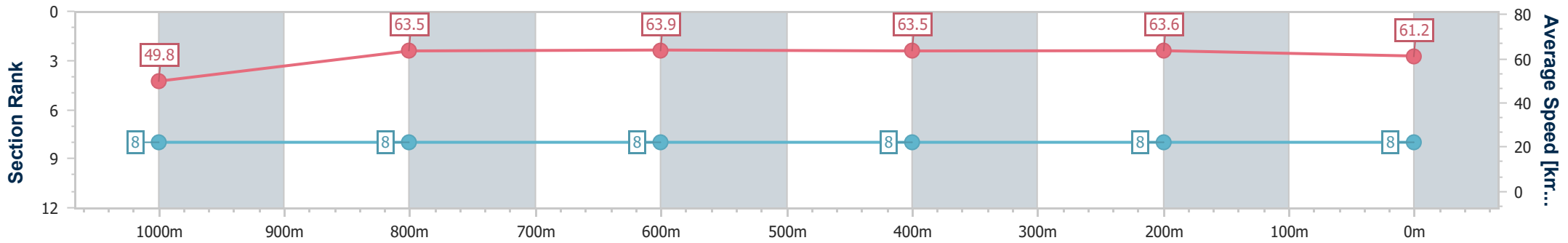
Ipswich QLD Professional
 Race 6: BUNDABERG CAMPFIRE BOURBON BARREL Class 6
 Plate - 1200m



22 May 2024 - 14:53

Track Rating: Good 4, Weather: Fine, Rail Position: +6m Entire

Section	Overall	1000m	800m	600m	400m	200m
Section Times	1:11.49 [8] (0:14.50)	0:56.99 [8] (0:11.32)	0:45.67 [8] (0:11.27)	0:34.40 [8] (0:11.34)	0:23.06 [8] (0:11.25)	0:11.81 [8] (0:11.81)
Average Speed [km/h]	49.8	63.5	63.9	63.5	63.6	61.2
Top Speed [km/h]	67.0	65.5	64.8	64.9	64.5	63.8
Avg. Dist. to Rail [m]	4.2	0.5	1.1	1.1	1.0	0.7
Avg. Stride Freq. [Hz]	2.3	2.3	2.3	2.3	2.4	2.2
Avg. Stride Length [m]	6.2	7.6	7.8	7.7	7.3	7.6



- [] Ranking at each section and finish
- .-.- No data available at this section
- NA No data available



Horse/Jockey Name	Lady Wardell
Final Rank	9
Fastest Section Time (Section)	0:11.04 (1000m)
Top Speed [km/h] (Section)	67.5 (1000m)
Race State	Finished



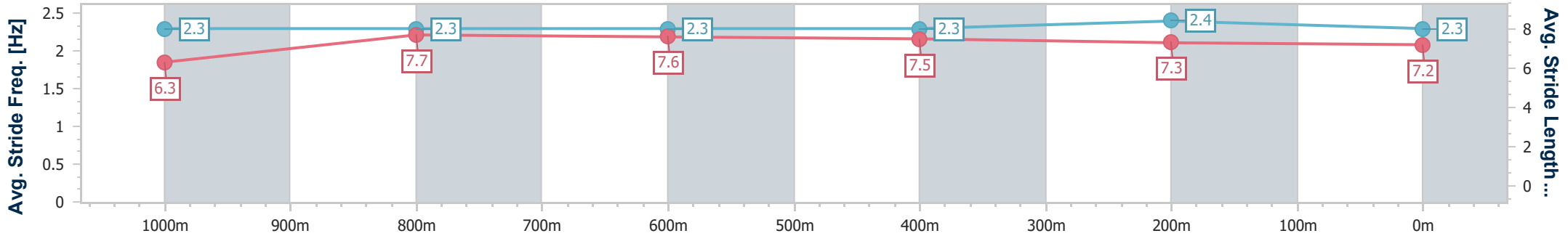
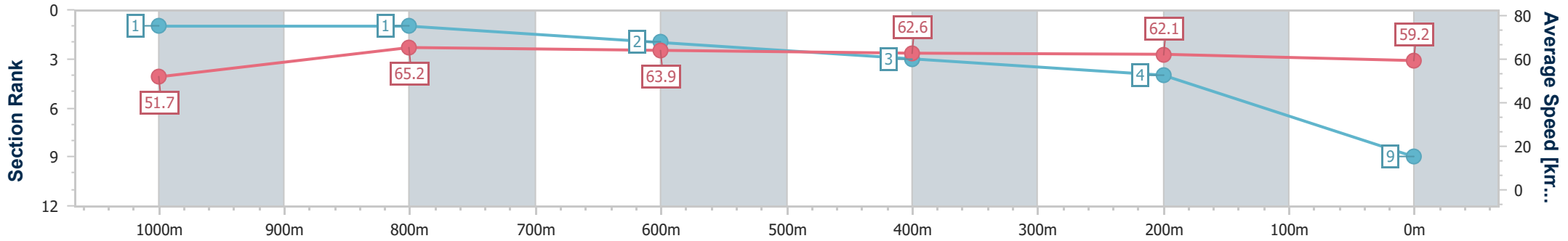
Ipswich QLD Professional
Race 6: BUNDABERG CAMPFIRE BOURBON BARREL Class 6
Plate - 1200m



22 May 2024 - 14:53

Track Rating: Good 4, Weather: Fine, Rail Position: +6m Entire

Section	Overall	1000m	800m	600m	400m	200m
Section Times	1:11.55 [9] (0:14.00)	0:57.55 [1] (0:11.04)	0:46.51 [1] (0:11.21)	0:35.30 [2] (0:11.53)	0:23.77 [3] (0:11.54)	0:12.23 [4] (0:12.23)
Average Speed [km/h]	51.7	65.2	63.9	62.6	62.1	59.2
Top Speed [km/h]	67.4	67.5	65.4	63.9	62.9	62.6
Avg. Dist. to Rail [m]	4.6	1.4	1.2	0.9	0.9	0.9
Avg. Stride Freq. [Hz]	2.3	2.3	2.3	2.3	2.4	2.3
Avg. Stride Length [m]	6.3	7.7	7.6	7.5	7.3	7.2



- [] Ranking at each section and finish
- .-.- No data available at this section
- NA No data available