

Track Rating: Good 4, Weather: Fine, Rail Position: +6m Entire

Section		Overall	1400m	1200m	1000m	800m	600m	400m	Last 600m				
Field Times		1:42.77 (0:19.08)	1:23.69 (0:11.25)	1:12.44 (0:11.66)	1:00.78 (0:12.00)	0:48.78 (0:12.52)	0:36.26 (0:12.56)	0:23.70 (0:11.91)	0:36.26				
Rank	TAB Horse/Jockey	Barrier	Top Speed [km/h]	Fastest Section									Distance Travelled [m]
1	13 THE RIGHT WAY Casey Waddell	10	66.0	0:11.30	1:42.77 [1] (0:19.37)	1:23.40 [4] (0:11.30)	1:12.10 [4] (0:11.43)	1:00.67 [2] (0:11.98)	0:48.69 [2] (0:12.43)	0:36.26 [1] (0:12.56)	0:23.70 [1] (0:11.91)	0:36.26	
2	15 ALMAIRAC Craig Williams	2	66.9	0:11.33	1:42.85 [2] (0:19.16)	1:23.69 [2] (0:11.33)	1:12.36 [2] (0:11.69)	1:00.67 [3] (0:12.14)	0:48.53 [3] (0:12.42)	0:36.11 [3] (0:12.57)	0:23.54 [2] (0:11.87)	0:36.11	-4
3	11 GRECIAN LASS Tahlia Fenlon	6	64.5	0:11.40	1:42.99 [3] (0:19.47)	1:23.52 [6] (0:11.40)	1:12.12 [5] (0:11.73)	1:00.39 [5] (0:12.00)	0:48.39 [6] (0:12.47)	0:35.92 [8] (0:12.28)	0:23.64 [4] (0:11.79)	0:35.92	+1
4	6 STARZAM Jim Byrne	12	64.6	0:11.46	1:43.47 [4] (0:19.95)	1:23.52 [11] (0:11.46)	1:12.06 [11] (0:11.76)	1:00.30 [10] (0:11.80)	0:48.50 [10] (0:12.30)	0:36.20 [10] (0:12.37)	0:23.83 [9] (0:11.75)	0:36.20	+0
5	10 CHASING JACKLEY Kirk Matheson	8	65.4	0:11.49	1:43.85 [5] (0:19.64)	1:24.21 [9] (0:11.49)	1:12.72 [9] (0:11.68)	1:01.04 [7] (0:11.92)	0:49.12 [8] (0:12.49)	0:36.63 [9] (0:12.61)	0:24.02 [11] (0:11.99)	0:36.63	-3
6	3 THOUGHT OF THAT Cejay Graham	4	66.5	0:11.29	1:44.07 [6] (0:19.36)	1:24.71 [3] (0:11.29)	1:13.42 [3] (0:11.65)	1:01.77 [4] (0:12.04)	0:49.73 [4] (0:12.45)	0:37.28 [4] (0:12.57)	0:24.71 [5] (0:12.31)	0:37.28	-3
7	16 DISCERNING Mark Du Plessis	1	66.0	0:11.53	1:44.10 [7] (0:19.53)	1:24.57 [7] (0:11.53)	1:13.04 [7] (0:11.75)	1:01.29 [9] (0:11.92)	0:49.37 [9] (0:12.31)	0:37.06 [6] (0:12.57)	0:24.49 [7] (0:12.20)	0:37.06	-7
7	4 GOLDEEL Angela Jones	16	65.0	0:11.53	1:44.10 [7] (0:19.58)	1:24.52 [8] (0:11.53)	1:12.99 [8] (0:11.70)	1:01.29 [8] (0:11.89)	0:49.40 [7] (0:12.35)	0:37.05 [7] (0:12.56)	0:24.49 [8] (0:12.24)	0:37.05	+4
9	9 VAN GOGH Melea Castle	14	65.7	0:11.42	1:44.34 [9] (0:20.21)	1:24.13 [13] (0:11.42)	1:12.71 [12] (0:11.89)	1:00.82 [12] (0:11.69)	0:49.13 [12] (0:12.25)	0:36.88 [13] (0:12.60)	0:24.28 [13] (0:12.16)	0:36.88	-9
10	5 TARA JASMINE Samantha Collett	9	64.9	0:11.50	1:44.47 [10] (0:19.86)	1:24.61 [10] (0:11.50)	1:13.11 [10] (0:11.84)	1:01.27 [11] (0:11.81)	0:49.46 [11] (0:12.34)	0:37.12 [11] (0:12.47)	0:24.65 [10] (0:12.27)	0:37.12	-9

Scratched: Kerchak (#7), Commodus (#1), Five Crowns (#12), Two Smokin Barrels (#14)



Ipswich QLD Professional
Race 5: XXXX BENCHMARK 78 Handicap - 1690m
 22 May 2024 - 14:18



Track Rating: Good 4, Weather: Fine, Rail Position: +6m Entire

Section		Overall	1400m	1200m	1000m	800m	600m	400m	Last 600m
Field Times		1:42.77 (0:19.08)	1:23.69 (0:11.25)	1:12.44 (0:11.66)	1:00.78 (0:12.00)	0:48.78 (0:12.52)	0:36.26 (0:12.56)	0:23.70 (0:11.91)	0:36.26

Rank	TAB	Horse/Jockey	Barrier	Top Speed [km/h]	Fastest Section	Overall	1400m	1200m	1000m	800m	600m	400m	Last 600m	Distance Travelled [m]
11	2	SAYL Justin Huxtable	17	65.9	0:11.63	1:44.47 [11] (0:20.05)	1:24.42 [12] (0:11.63)	1:12.79 [13] (0:11.85)	1:00.94 [13] (0:11.73)	0:49.21 [13] (0:12.20)	0:37.01 [12] (0:12.52)	0:24.49 [12] (0:12.23)	0:37.01	+0
12	8	SMYTZER Boris Thornton	3	65.6	0:11.47	1:44.48 [12] (0:19.40)	1:25.08 [5] (0:11.47)	1:13.61 [6] (0:11.74)	1:01.87 [6] (0:11.94)	0:49.93 [5] (0:12.34)	0:37.59 [5] (0:12.69)	0:24.90 [6] (0:12.29)	0:37.59	-11
13	17	O'POLLY Georgina Cartwright	5	67.8	0:11.25	1:45.40 [13] (0:19.08)	1:26.32 [1] (0:11.25)	1:15.07 [1] (0:11.66)	1:03.41 [1] (0:12.00)	0:51.41 [1] (0:12.59)	0:38.82 [2] (0:12.74)	0:26.08 [3] (0:12.72)	0:38.82	-5

Scratched: Kerchak (#7), Commodus (#1), Five Crowns (#12), Two Smokin Barrels (#14)

[] Ranking at each section and finish
 -:-:- No data available at this section
 NA No data available

SCN Saddle cloth number
 DNF Did not finish
 DNT Did not track

Track Rating: Good 4, Weather: Fine, Rail Position: +6m Entire

Section				200m				Last 600m	
Field Times				0:11.79 (0:11.79)				0:36.26	
Rank	TAB	Horse/Jockey	Barrier	Top Speed [km/h]	Fastest Section	Margin			Distance Travelled [m]
1	13	THE RIGHT WAY Casey Waddell	10	66.0 Overall	0:11.30 1400m	0:11.79 [1] (0:11.79)	1:42.77		0:36.26
2	15	ALMAIRAC Craig Williams	2	66.9 Overall	0:11.33 1400m	0:11.67 [3] (0:11.67)	0.47L		0:36.11 -4
3	11	GRECIAN LASS Tahlia Fenlon	6	64.5 Overall	0:11.40 1400m	0:11.85 [2] (0:11.85)	1.27L		0:35.92 +1
4	6	STARZAM Jim Byrne	12	64.6 1400m	0:11.46 1400m	0:12.08 [4] (0:12.08)	4.1L		0:36.20 +0
5	10	CHASING JACKLEY Kirk Matheson	8	65.4 Overall	0:11.49 1400m	0:12.03 [7] (0:12.03)	6.35L		0:36.63 -3
6	3	THOUGHT OF THAT Cejay Graham	4	66.5 Overall	0:11.29 1400m	0:12.40 [5] (0:12.40)	7.65L		0:37.28 -3
7	16	DISCERNING Mark Du Plessis	1	66.0 Overall	0:11.53 1400m	0:12.29 [6] (0:12.29)	7.81L		0:37.06 -7
7	4	GOLDEEL Angela Jones	16	65.0 Overall	0:11.53 1400m	0:12.25 [8] (0:12.25)	7.81L		0:37.05 +4
9	9	VAN GOGH Melea Castle	14	65.7 Overall	0:11.42 1400m	0:12.12 [13] (0:12.12)	9.23L		0:36.88 -9
10	5	TARA JASMINE Samantha Collett	9	64.9 Overall	0:11.50 1400m	0:12.38 [11] (0:12.38)	9.95L		0:37.12 -9

Scratched: Kerchak (#7), Commodus (#1), Five Crowns (#12), Two Smokin Barrels (#14)



Ipswich QLD Professional
 Race 5: XXXX BENCHMARK 78 Handicap - 1690m
 22 May 2024 - 14:18



Track Rating: Good 4, Weather: Fine, Rail Position: +6m Entire

Section							200m			Last 600m
Field Times							0:11.79 (0:11.79)			0:36.26
Rank	TAB	Horse/Jockey	Barrier	Top Speed [km/h]	Fastest Section	Margin			Distance Travelled [m]	
11	2	SAYL Justin Huxtable	17	65.9 Overall	0:11.63 1400m	0:12.26 [12] (0:12.26)	9.97L		0:37.01	+0
12	8	SMYTZER Boris Thornton	3	65.6 Overall	0:11.47 1400m	0:12.61 [9] (0:12.61)	10.01L		0:37.59	-11
13	17	O'POLLY Georgina Cartwright	5	67.8 Overall	0:11.25 1400m	0:13.36 [10] (0:13.36)	15.46L		0:38.82	-5

Scratched: Kerchak (#7), Commodus (#1), Five Crowns (#12), Two Smokin Barrels (#14)

[] Ranking at each section and finish
 -:-:- No data available at this section
 NA No data available

SCN Saddle cloth number
 DNF Did not finish
 DNT Did not track



Horse/Jockey Name	The Right Way
Final Rank	1
Fastest Section Time (Section)	0:11.30 (1400m)
Top Speed [km/h] (Section)	66.0 (Overall)
Race State	Finished



Ipswich QLD Professional

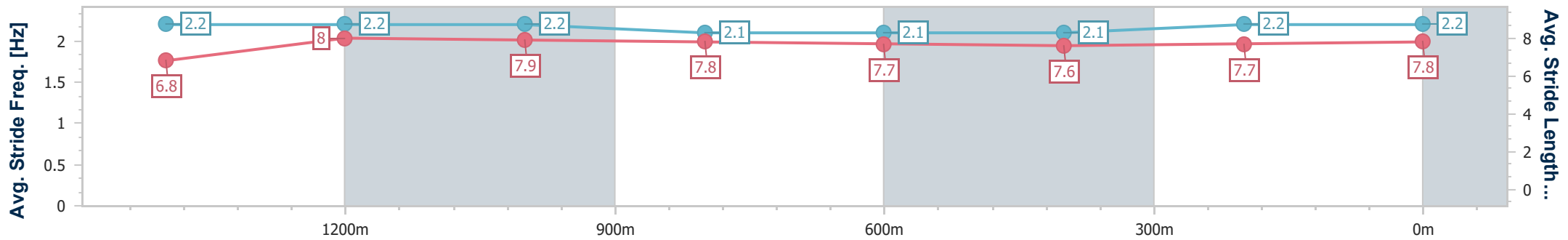
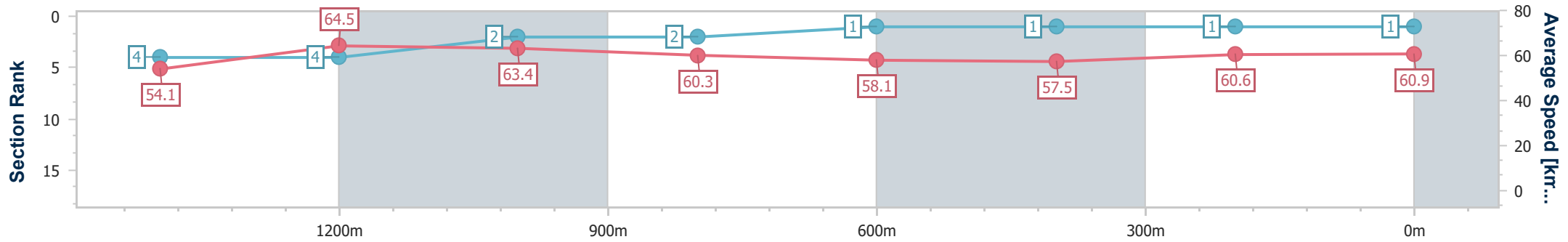
Race 5: XXXX BENCHMARK 78 Handicap - 1690m

22 May 2024 - 14:18



Track Rating: Good 4, Weather: Fine, Rail Position: +6m Entire

Section	Overall	1400m	1200m	1000m	800m	600m	400m	200m
Section Times	1:42.77 [1] (0:19.37)	1:23.40 [4] (0:11.30)	1:12.10 [4] (0:11.43)	1:00.67 [2] (0:11.98)	0:48.69 [2] (0:12.43)	0:36.26 [1] (0:12.56)	0:23.70 [1] (0:11.91)	0:11.79 [1] (0:11.79)
Average Speed [km/h]	54.1	64.5	63.4	60.3	58.1	57.5	60.6	60.9
Top Speed [km/h]	66.0	65.0	64.3	62.6	58.9	59.5	61.3	61.2
Avg. Dist. to Rail [m]	7.4	2.7	2.1	1.1	0.5	0.7	0.8	1.5
Avg. Stride Freq. [Hz]	2.2	2.2	2.2	2.1	2.1	2.1	2.2	2.2
Avg. Stride Length [m]	6.8	8.0	7.9	7.8	7.7	7.6	7.7	7.8



- [] Ranking at each section and finish
- .-.- No data available at this section
- NA No data available



Horse/Jockey Name	Almairac
Final Rank	2
Fastest Section Time (Section)	0:11.33 (1400m)
Top Speed [km/h] (Section)	66.9 (Overall)
Race State	Finished



Ipswich QLD Professional

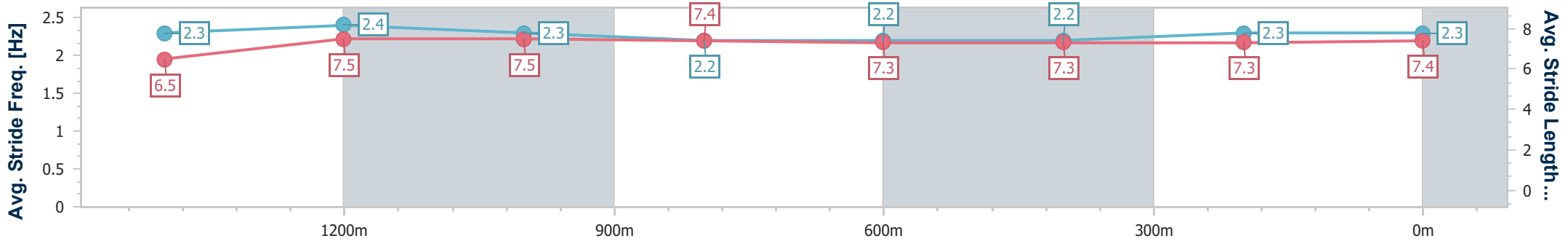
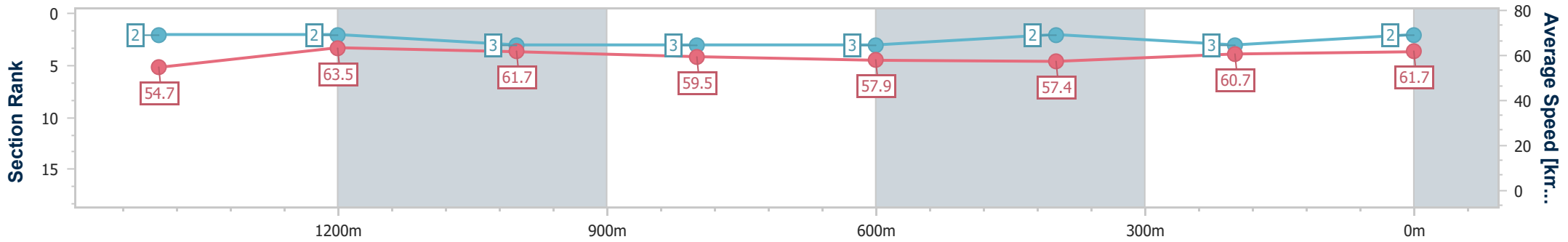
Race 5: XXXX BENCHMARK 78 Handicap - 1690m

22 May 2024 - 14:18



Track Rating: Good 4, Weather: Fine, Rail Position: +6m Entire

Section	Overall	1400m	1200m	1000m	800m	600m	400m	200m
Section Times	1:42.85 [2] (0:19.16)	1:23.69 [2] (0:11.33)	1:12.36 [2] (0:11.69)	1:00.67 [3] (0:12.14)	0:48.53 [3] (0:12.42)	0:36.11 [3] (0:12.57)	0:23.54 [2] (0:11.87)	0:11.67 [3] (0:11.67)
Average Speed [km/h]	54.7	63.5	61.7	59.5	57.9	57.4	60.7	61.7
Top Speed [km/h]	66.9	66.5	63.2	60.7	59.0	59.6	62.3	62.7
Avg. Dist. to Rail [m]	1.8	0.6	0.3	1.0	0.2	0.2	1.1	2.4
Avg. Stride Freq. [Hz]	2.3	2.4	2.3	2.2	2.2	2.2	2.3	2.3
Avg. Stride Length [m]	6.5	7.5	7.5	7.4	7.3	7.3	7.3	7.4



- [] Ranking at each section and finish
- .-.- No data available at this section
- NA No data available



Horse/Jockey Name	Grecian Lass
Final Rank	3
Fastest Section Time (Section)	0:11.40 (1400m)
Top Speed [km/h] (Section)	64.5 (Overall)
Race State	Finished



Ipswich QLD Professional

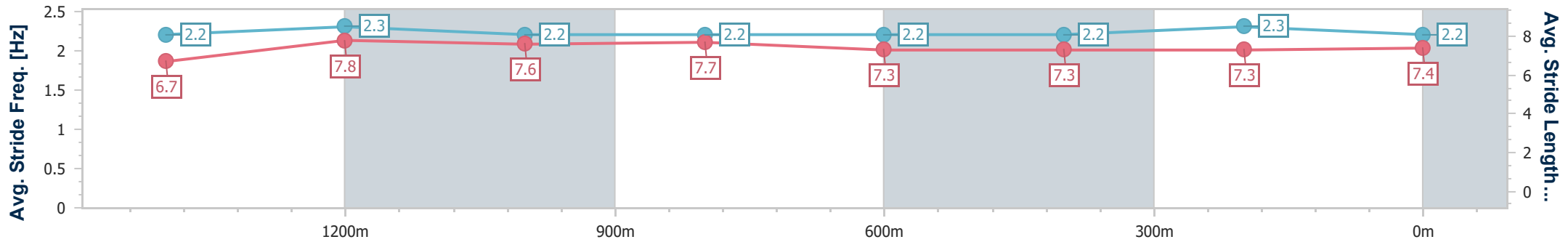
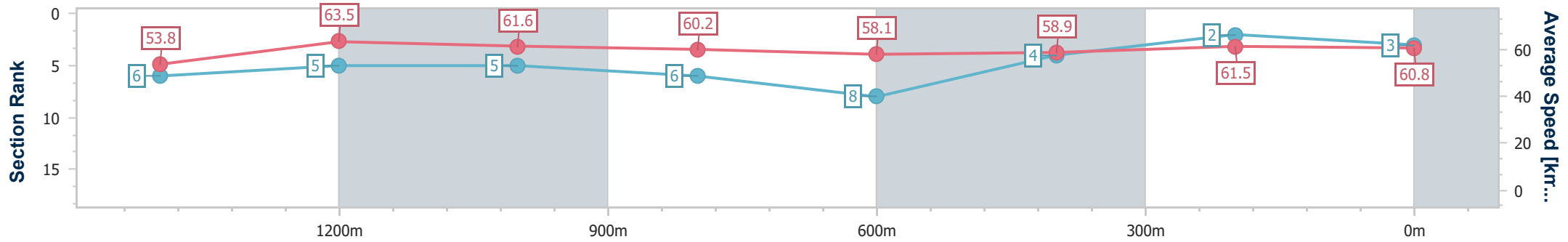
Race 5: XXXX BENCHMARK 78 Handicap - 1690m

22 May 2024 - 14:18



Track Rating: Good 4, Weather: Fine, Rail Position: +6m Entire

Section	Overall	1400m	1200m	1000m	800m	600m	400m	200m
Section Times	1:42.99 [3] (0:19.47)	1:23.52 [6] (0:11.40)	1:12.12 [5] (0:11.73)	1:00.39 [5] (0:12.00)	0:48.39 [6] (0:12.47)	0:35.92 [8] (0:12.28)	0:23.64 [4] (0:11.79)	0:11.85 [2] (0:11.85)
Average Speed [km/h]	53.8	63.5	61.6	60.2	58.1	58.9	61.5	60.8
Top Speed [km/h]	64.5	64.4	62.3	61.4	59.1	61.0	61.9	62.0
Avg. Dist. to Rail [m]	5.2	1.4	1.5	1.6	1.0	1.5	1.8	3.3
Avg. Stride Freq. [Hz]	2.2	2.3	2.2	2.2	2.2	2.2	2.3	2.2
Avg. Stride Length [m]	6.7	7.8	7.6	7.7	7.3	7.3	7.3	7.4



- [] Ranking at each section and finish
- .-.- No data available at this section
- NA No data available



Horse/Jockey Name	Starzam
Final Rank	4
Fastest Section Time (Section)	0:11.46 (1400m)
Top Speed [km/h] (Section)	64.6 (1400m)
Race State	Finished



Ipswich QLD Professional

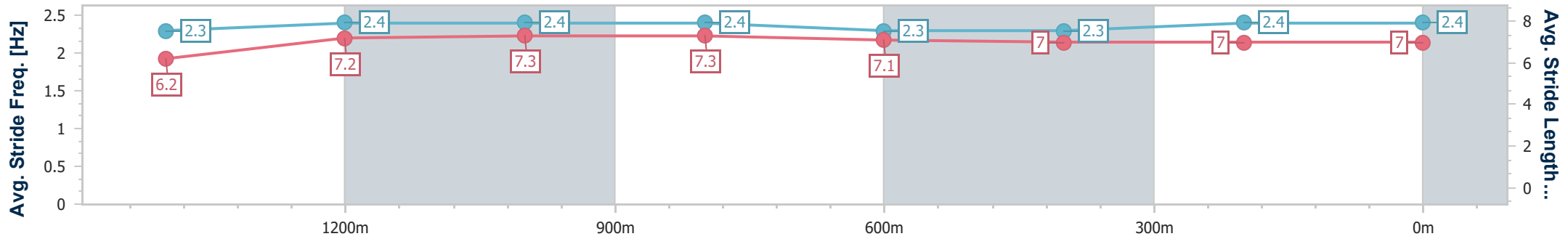
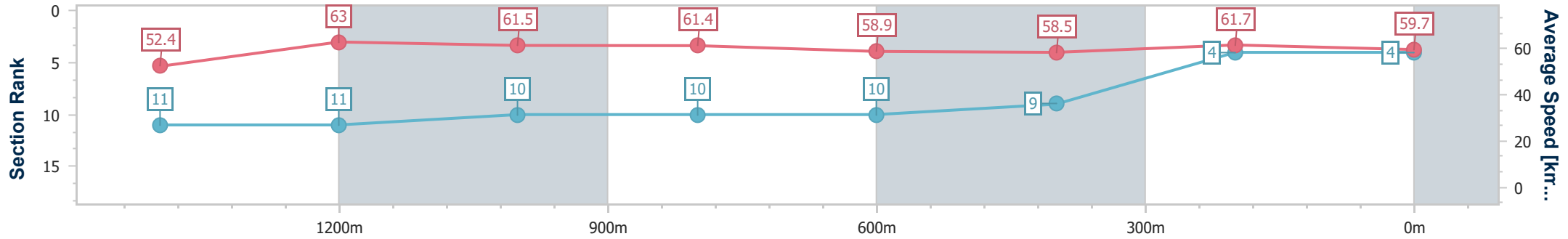
Race 5: XXXX BENCHMARK 78 Handicap - 1690m

22 May 2024 - 14:18

Track Rating: Good 4, Weather: Fine, Rail Position: +6m Entire



Section	Overall	1400m	1200m	1000m	800m	600m	400m	200m
Section Times	1:43.47 [4] (0:19.95)	1:23.52 [11] (0:11.46)	1:12.06 [11] (0:11.76)	1:00.30 [10] (0:11.80)	0:48.50 [10] (0:12.30)	0:36.20 [10] (0:12.37)	0:23.83 [9] (0:11.75)	0:12.08 [4] (0:12.08)
Average Speed [km/h]	52.4	63.0	61.5	61.4	58.9	58.5	61.7	59.7
Top Speed [km/h]	64.4	64.6	62.1	62.3	60.0	61.2	62.3	62.2
Avg. Dist. to Rail [m]	6.7	0.7	1.0	1.3	1.4	1.5	2.5	5.9
Avg. Stride Freq. [Hz]	2.3	2.4	2.4	2.4	2.3	2.3	2.4	2.4
Avg. Stride Length [m]	6.2	7.2	7.3	7.3	7.1	7.0	7.0	7.0



- [] Ranking at each section and finish
- .-.- No data available at this section
- NA No data available



Horse/Jockey Name	Chasing Jackley
Final Rank	5
Fastest Section Time (Section)	0:11.49 (1400m)
Top Speed [km/h] (Section)	65.4 (Overall)
Race State	Finished



Ipswich QLD Professional

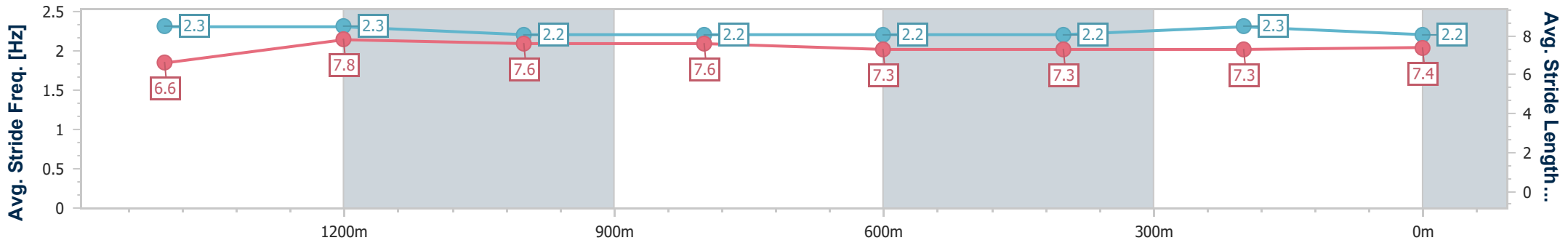
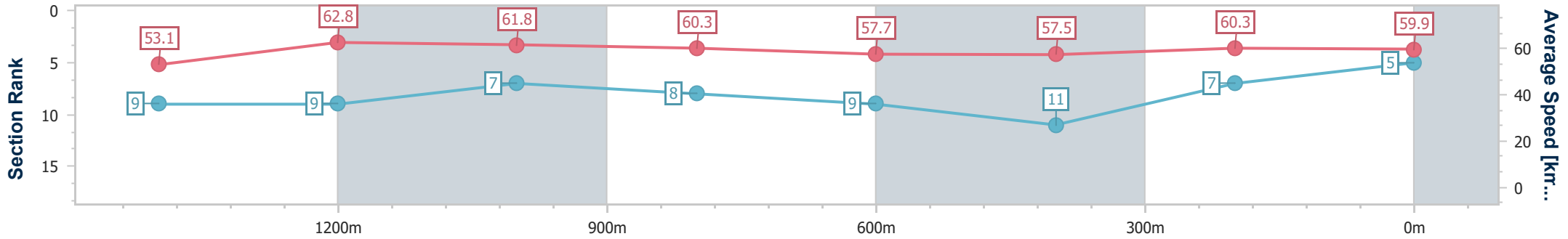
Race 5: XXXX BENCHMARK 78 Handicap - 1690m

22 May 2024 - 14:18



Track Rating: Good 4, Weather: Fine, Rail Position: +6m Entire

Section	Overall	1400m	1200m	1000m	800m	600m	400m	200m
Section Times	1:43.85 [5] (0:19.64)	1:24.21 [9] (0:11.49)	1:12.72 [9] (0:11.68)	1:01.04 [7] (0:11.92)	0:49.12 [8] (0:12.49)	0:36.63 [9] (0:12.61)	0:24.02 [11] (0:11.99)	0:12.03 [7] (0:12.03)
Average Speed [km/h]	53.1	62.8	61.8	60.3	57.7	57.5	60.3	59.9
Top Speed [km/h]	65.4	63.9	62.1	61.4	58.7	59.2	61.8	61.0
Avg. Dist. to Rail [m]	5.2	0.3	0.4	0.5	0.3	0.9	2.5	4.5
Avg. Stride Freq. [Hz]	2.3	2.3	2.2	2.2	2.2	2.2	2.3	2.2
Avg. Stride Length [m]	6.6	7.8	7.6	7.6	7.3	7.3	7.3	7.4



- [] Ranking at each section and finish
- .-.- No data available at this section
- NA No data available



Horse/Jockey Name	Thought Of That
Final Rank	6
Fastest Section Time (Section)	0:11.29 (1400m)
Top Speed [km/h] (Section)	66.5 (Overall)
Race State	Finished



Ipswich QLD Professional

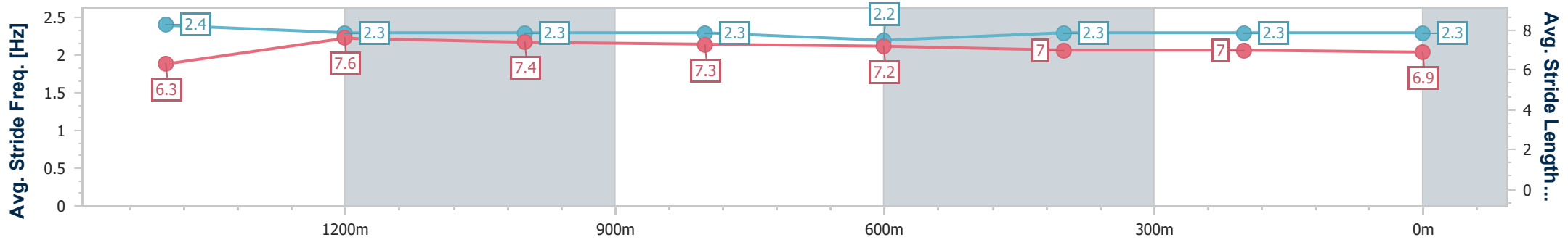
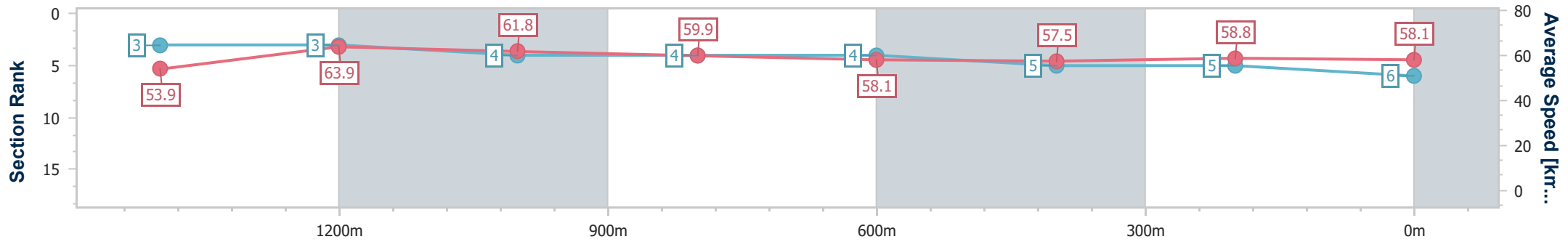
Race 5: XXXX BENCHMARK 78 Handicap - 1690m

22 May 2024 - 14:18



Track Rating: Good 4, Weather: Fine, Rail Position: +6m Entire

Section	Overall	1400m	1200m	1000m	800m	600m	400m	200m
Section Times	1:44.07 [6] (0:19.36)	1:24.71 [3] (0:11.29)	1:13.42 [3] (0:11.65)	1:01.77 [4] (0:12.04)	0:49.73 [4] (0:12.45)	0:37.28 [4] (0:12.57)	0:24.71 [5] (0:12.31)	0:12.40 [5] (0:12.40)
Average Speed [km/h]	53.9	63.9	61.8	59.9	58.1	57.5	58.8	58.1
Top Speed [km/h]	66.5	65.1	62.5	61.2	59.0	58.2	60.7	60.4
Avg. Dist. to Rail [m]	3.1	0.3	0.3	0.6	0.9	1.3	2.2	4.1
Avg. Stride Freq. [Hz]	2.4	2.3	2.3	2.3	2.2	2.3	2.3	2.3
Avg. Stride Length [m]	6.3	7.6	7.4	7.3	7.2	7.0	7.0	6.9



- [] Ranking at each section and finish
- .-.- No data available at this section
- NA No data available



Horse/Jockey Name	Discerning
Final Rank	7
Fastest Section Time (Section)	0:11.53 (1400m)
Top Speed [km/h] (Section)	66.0 (Overall)
Race State	Finished



Ipswich QLD Professional

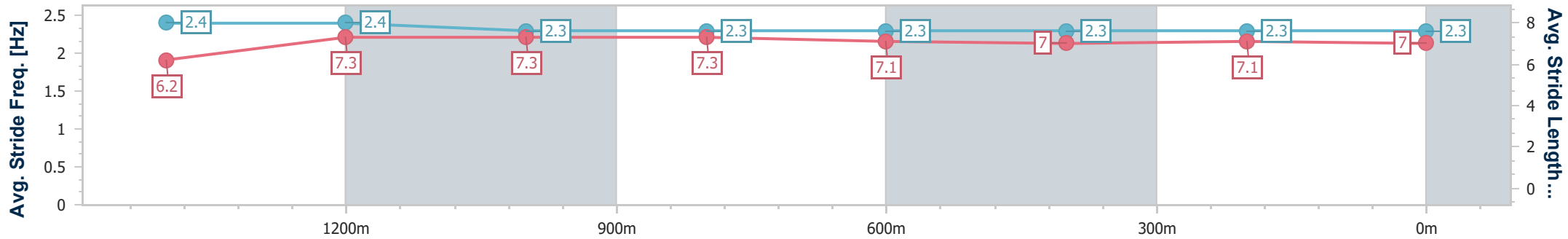
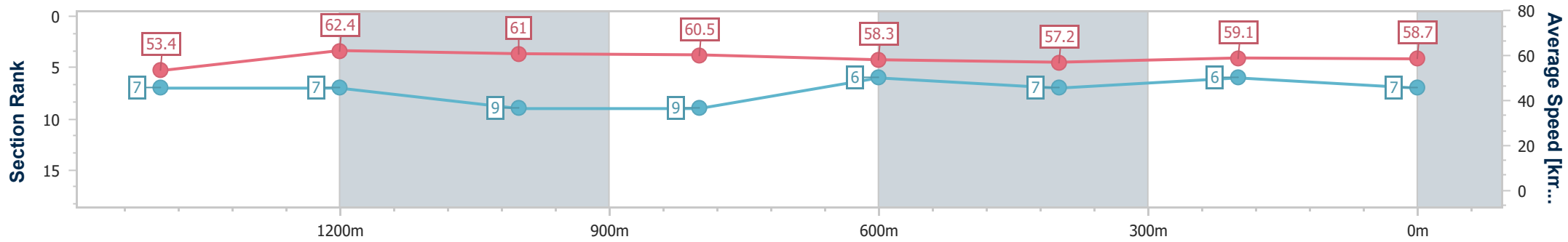
Race 5: XXXX BENCHMARK 78 Handicap - 1690m

22 May 2024 - 14:18



Track Rating: Good 4, Weather: Fine, Rail Position: +6m Entire

Section	Overall	1400m	1200m	1000m	800m	600m	400m	200m
Section Times	1:44.10 [7] (0:19.53)	1:24.57 [7] (0:11.53)	1:13.04 [7] (0:11.75)	1:01.29 [9] (0:11.92)	0:49.37 [9] (0:12.31)	0:37.06 [6] (0:12.57)	0:24.49 [7] (0:12.20)	0:12.29 [6] (0:12.29)
Average Speed [km/h]	53.4	62.4	61.0	60.5	58.3	57.2	59.1	58.7
Top Speed [km/h]	66.0	65.1	62.1	61.7	59.6	58.7	60.3	60.8
Avg. Dist. to Rail [m]	1.3	0.7	0.4	0.2	0.4	0.4	0.6	1.3
Avg. Stride Freq. [Hz]	2.4	2.4	2.3	2.3	2.3	2.3	2.3	2.3
Avg. Stride Length [m]	6.2	7.3	7.3	7.3	7.1	7.0	7.1	7.0



- [] Ranking at each section and finish
- .-.- No data available at this section
- NA No data available



Horse/Jockey Name	Goldeel
Final Rank	7
Fastest Section Time (Section)	0:11.53 (1400m)
Top Speed [km/h] (Section)	65.0 (Overall)
Race State	Finished



Ipswich QLD Professional

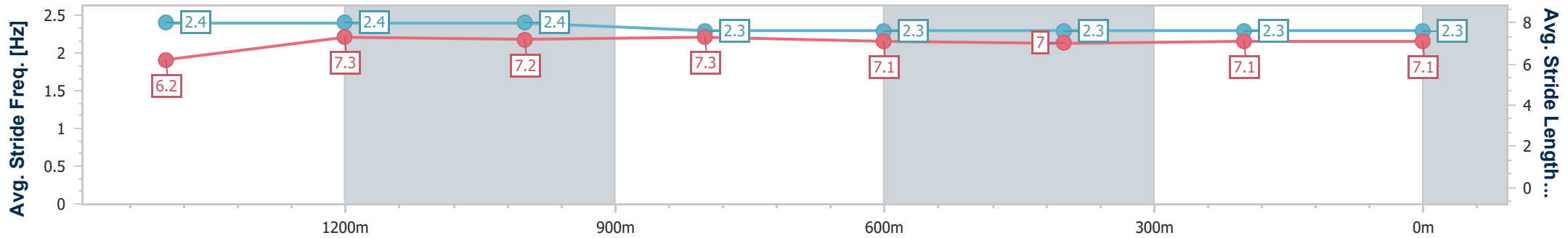
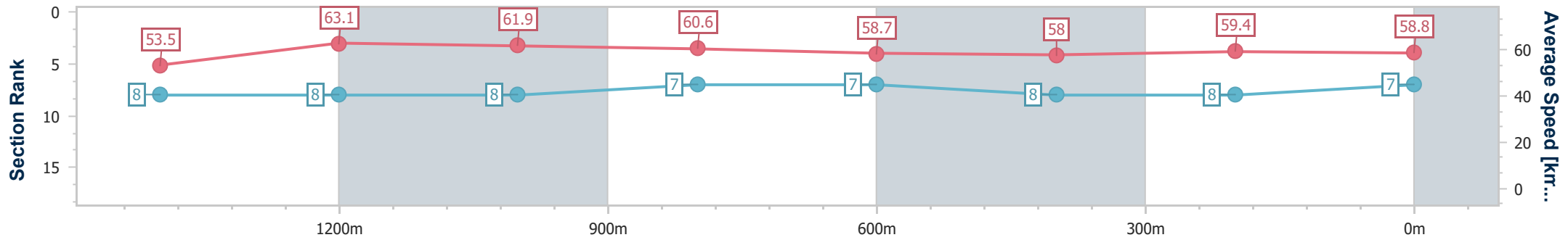
Race 5: XXXX BENCHMARK 78 Handicap - 1690m

22 May 2024 - 14:18



Track Rating: Good 4, Weather: Fine, Rail Position: +6m Entire

Section	Overall	1400m	1200m	1000m	800m	600m	400m	200m
Section Times	1:44.10 [7] (0:19.58)	1:24.52 [8] (0:11.53)	1:12.99 [8] (0:11.70)	1:01.29 [8] (0:11.89)	0:49.40 [7] (0:12.35)	0:37.05 [7] (0:12.56)	0:24.49 [8] (0:12.24)	0:12.25 [8] (0:12.25)
Average Speed [km/h]	53.5	63.1	61.9	60.6	58.7	58.0	59.4	58.8
Top Speed [km/h]	65.0	63.8	63.2	61.5	59.7	59.3	60.3	60.3
Avg. Dist. to Rail [m]	8.3	2.0	1.4	1.9	1.7	2.3	3.5	5.6
Avg. Stride Freq. [Hz]	2.4	2.4	2.4	2.3	2.3	2.3	2.3	2.3
Avg. Stride Length [m]	6.2	7.3	7.2	7.3	7.1	7.0	7.1	7.1



- [] Ranking at each section and finish
- .-.- No data available at this section
- NA No data available



Horse/Jockey Name	Van Gogh
Final Rank	9
Fastest Section Time (Section)	0:11.42 (1400m)
Top Speed [km/h] (Section)	65.7 (Overall)
Race State	Finished



Ipswich QLD Professional

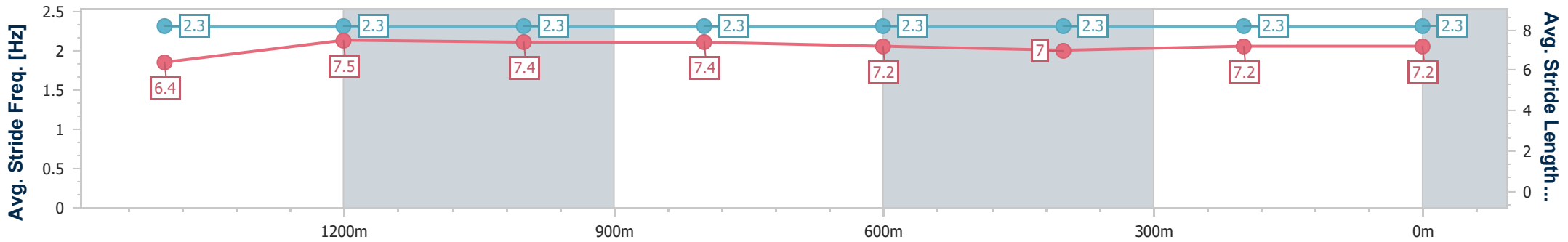
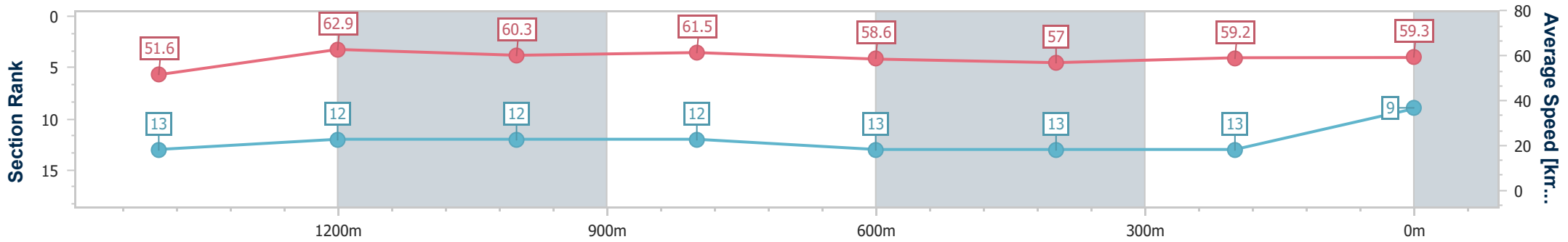
Race 5: XXXX BENCHMARK 78 Handicap - 1690m

22 May 2024 - 14:18



Track Rating: Good 4, Weather: Fine, Rail Position: +6m Entire

Section	Overall	1400m	1200m	1000m	800m	600m	400m	200m
Section Times	1:44.34 [9] (0:20.21)	1:24.13 [13] (0:11.42)	1:12.71 [12] (0:11.89)	1:00.82 [12] (0:11.69)	0:49.13 [12] (0:12.25)	0:36.88 [13] (0:12.60)	0:24.28 [13] (0:12.16)	0:12.12 [13] (0:12.12)
Average Speed [km/h]	51.6	62.9	60.3	61.5	58.6	57.0	59.2	59.3
Top Speed [km/h]	65.7	64.8	60.8	62.6	59.8	58.2	60.3	60.2
Avg. Dist. to Rail [m]	5.0	1.4	1.3	0.8	0.3	0.9	1.0	0.5
Avg. Stride Freq. [Hz]	2.3	2.3	2.3	2.3	2.3	2.3	2.3	2.3
Avg. Stride Length [m]	6.4	7.5	7.4	7.4	7.2	7.0	7.2	7.2



- [] Ranking at each section and finish
- .-.- No data available at this section
- NA No data available



Horse/Jockey Name	Tara Jasmine
Final Rank	10
Fastest Section Time (Section)	0:11.50 (1400m)
Top Speed [km/h] (Section)	64.9 (Overall)
Race State	Finished



Ipswich QLD Professional

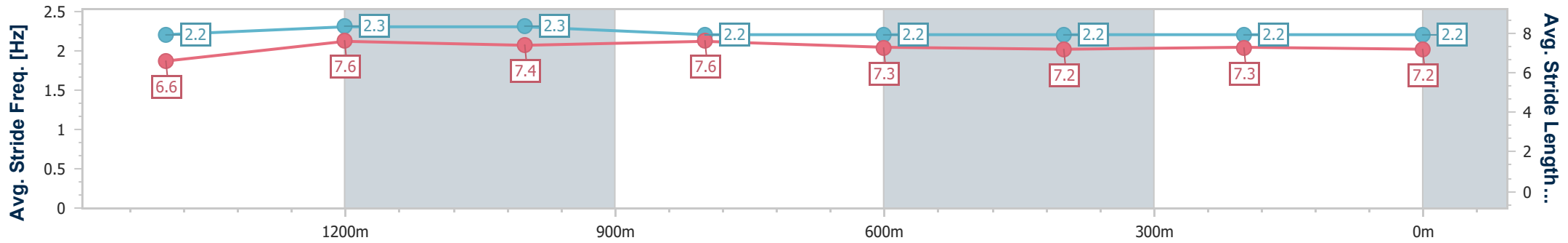
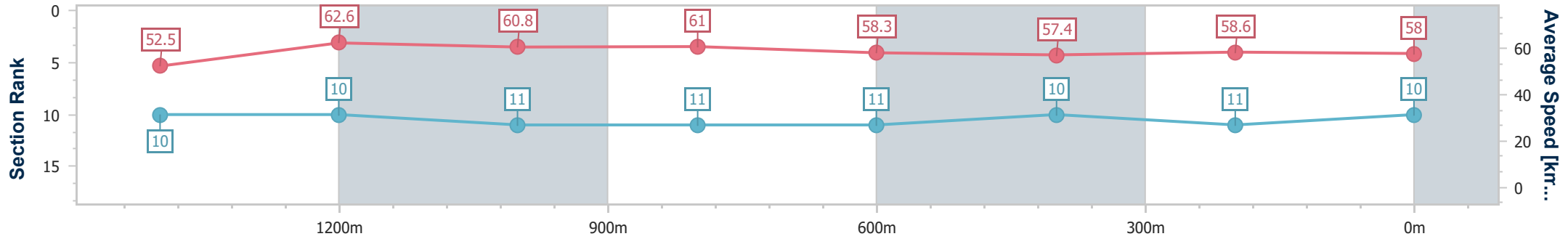
Race 5: XXXX BENCHMARK 78 Handicap - 1690m

22 May 2024 - 14:18



Track Rating: Good 4, Weather: Fine, Rail Position: +6m Entire

Section	Overall	1400m	1200m	1000m	800m	600m	400m	200m
Section Times	1:44.47 [10] (0:19.86)	1:24.61 [10] (0:11.50)	1:13.11 [10] (0:11.84)	1:01.27 [11] (0:11.81)	0:49.46 [11] (0:12.34)	0:37.12 [11] (0:12.47)	0:24.65 [10] (0:12.27)	0:12.38 [11] (0:12.38)
Average Speed [km/h]	52.5	62.6	60.8	61.0	58.3	57.4	58.6	58.0
Top Speed [km/h]	64.9	64.9	61.4	61.8	59.1	58.4	59.4	59.7
Avg. Dist. to Rail [m]	3.4	0.2	0.2	0.2	0.6	0.9	0.8	1.8
Avg. Stride Freq. [Hz]	2.2	2.3	2.3	2.2	2.2	2.2	2.2	2.2
Avg. Stride Length [m]	6.6	7.6	7.4	7.6	7.3	7.2	7.3	7.2



- [] Ranking at each section and finish
- .-.- No data available at this section
- NA No data available



Horse/Jockey Name	Sayl
Final Rank	11
Fastest Section Time (Section)	0:11.63 (1400m)
Top Speed [km/h] (Section)	65.9 (Overall)
Race State	Finished



Ipswich QLD Professional

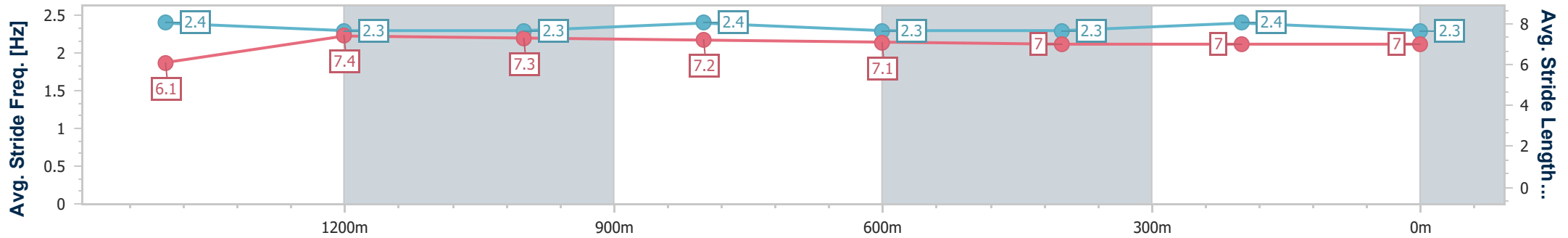
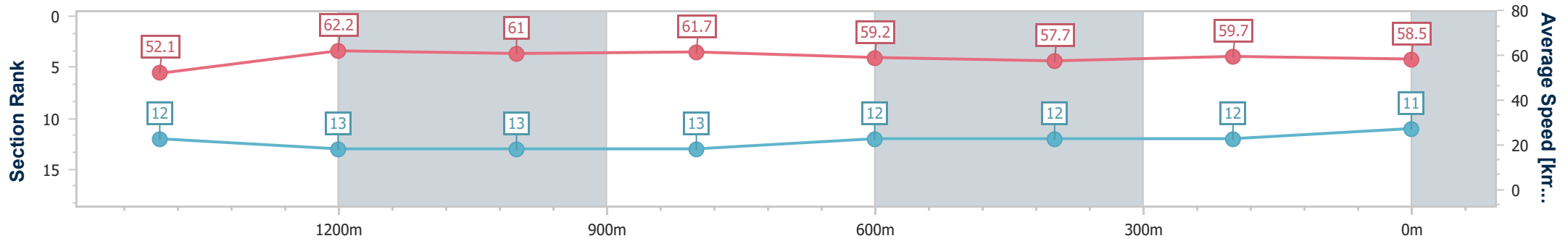
Race 5: XXXX BENCHMARK 78 Handicap - 1690m

22 May 2024 - 14:18



Track Rating: Good 4, Weather: Fine, Rail Position: +6m Entire

Section	Overall	1400m	1200m	1000m	800m	600m	400m	200m
Section Times	1:44.47 [11] (0:20.05)	1:24.42 [12] (0:11.63)	1:12.79 [13] (0:11.85)	1:00.94 [13] (0:11.73)	0:49.21 [13] (0:12.20)	0:37.01 [12] (0:12.52)	0:24.49 [12] (0:12.23)	0:12.26 [12] (0:12.26)
Average Speed [km/h]	52.1	62.2	61.0	61.7	59.2	57.7	59.7	58.5
Top Speed [km/h]	65.9	63.5	61.7	62.2	60.5	59.1	60.3	60.1
Avg. Dist. to Rail [m]	7.1	0.8	0.9	1.2	0.9	1.6	3.6	6.8
Avg. Stride Freq. [Hz]	2.4	2.3	2.3	2.4	2.3	2.3	2.4	2.3
Avg. Stride Length [m]	6.1	7.4	7.3	7.2	7.1	7.0	7.0	7.0



- [] Ranking at each section and finish
- .-.- No data available at this section
- NA No data available



Horse/Jockey Name	Smytzer
Final Rank	12
Fastest Section Time (Section)	0:11.47 (1400m)
Top Speed [km/h] (Section)	65.6 (Overall)
Race State	Finished



Ipswich QLD Professional

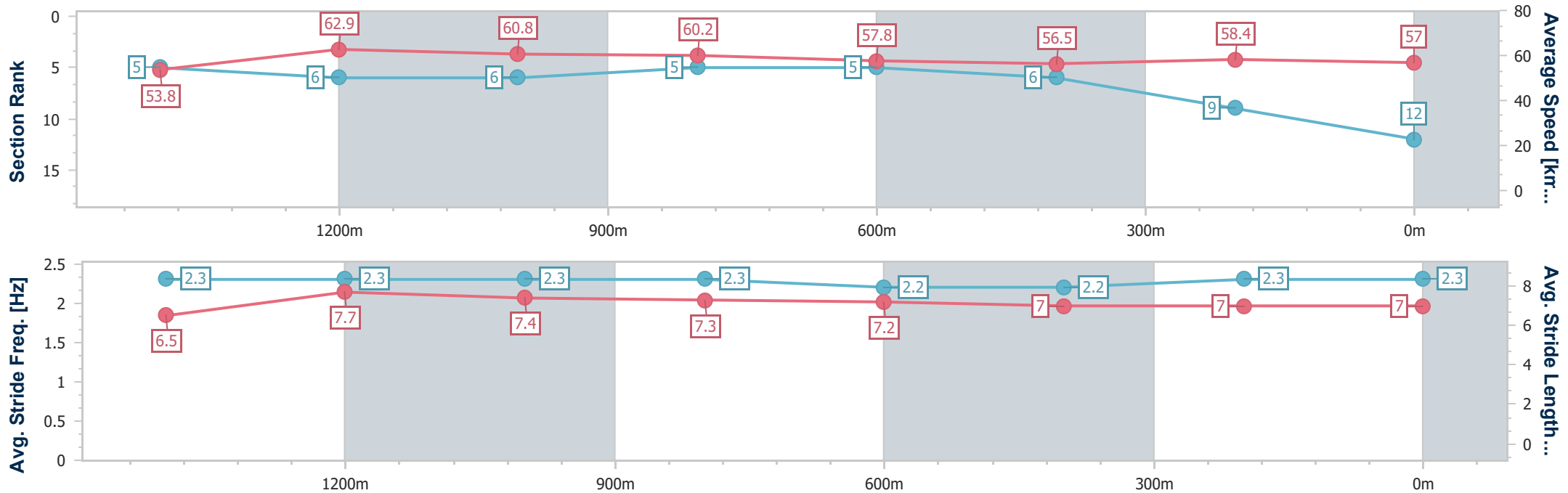
Race 5: XXXX BENCHMARK 78 Handicap - 1690m

22 May 2024 - 14:18



Track Rating: Good 4, Weather: Fine, Rail Position: +6m Entire

Section	Overall	1400m	1200m	1000m	800m	600m	400m	200m
Section Times	1:44.48 [12] (0:19.40)	1:25.08 [5] (0:11.47)	1:13.61 [6] (0:11.74)	1:01.87 [6] (0:11.94)	0:49.93 [5] (0:12.34)	0:37.59 [5] (0:12.69)	0:24.90 [6] (0:12.29)	0:12.61 [9] (0:12.61)
Average Speed [km/h]	53.8	62.9	60.8	60.2	57.8	56.5	58.4	57.0
Top Speed [km/h]	65.6	63.9	61.6	61.1	59.1	57.4	59.7	59.0
Avg. Dist. to Rail [m]	2.4	0.6	1.1	1.2	1.4	1.2	0.8	0.7
Avg. Stride Freq. [Hz]	2.3	2.3	2.3	2.3	2.2	2.2	2.3	2.3
Avg. Stride Length [m]	6.5	7.7	7.4	7.3	7.2	7.0	7.0	7.0



- [] Ranking at each section and finish
- .-.- No data available at this section
- NA No data available



Horse/Jockey Name	O'polly
Final Rank	13
Fastest Section Time (Section)	0:11.25 (1400m)
Top Speed [km/h] (Section)	67.8 (Overall)
Race State	Finished



Ipswich QLD Professional

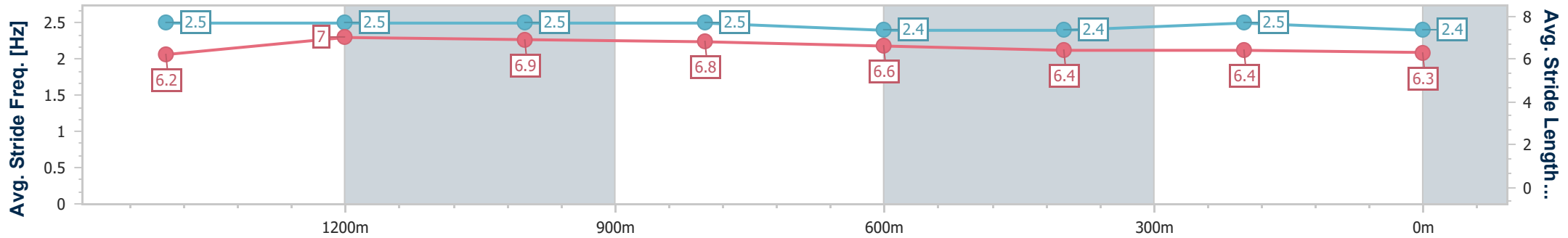
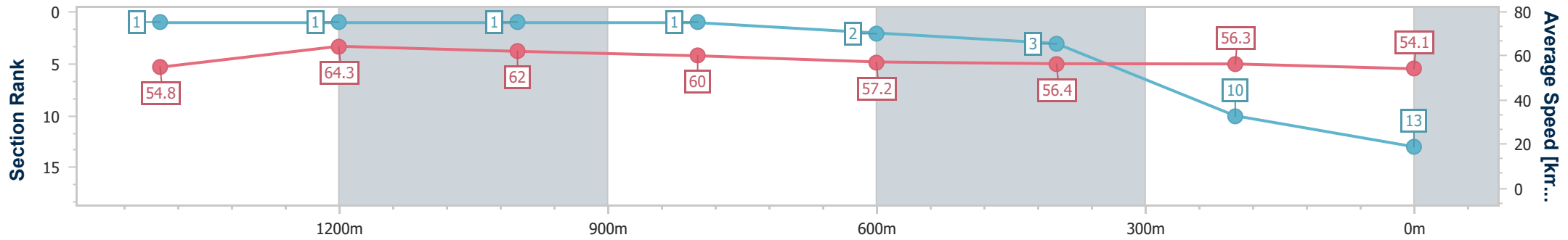
Race 5: XXXX BENCHMARK 78 Handicap - 1690m

22 May 2024 - 14:18



Track Rating: Good 4, Weather: Fine, Rail Position: +6m Entire

Section	Overall	1400m	1200m	1000m	800m	600m	400m	200m
Section Times	1:45.40 [13] (0:19.08)	1:26.32 [1] (0:11.25)	1:15.07 [1] (0:11.66)	1:03.41 [1] (0:12.00)	0:51.41 [1] (0:12.59)	0:38.82 [2] (0:12.74)	0:26.08 [3] (0:12.72)	0:13.36 [10] (0:13.36)
Average Speed [km/h]	54.8	64.3	62.0	60.0	57.2	56.4	56.3	54.1
Top Speed [km/h]	67.8	67.1	62.8	61.3	58.4	57.2	56.7	56.5
Avg. Dist. to Rail [m]	4.2	1.1	1.1	0.7	0.4	0.5	1.3	1.1
Avg. Stride Freq. [Hz]	2.5	2.5	2.5	2.5	2.4	2.4	2.5	2.4
Avg. Stride Length [m]	6.2	7.0	6.9	6.8	6.6	6.4	6.4	6.3



- [] Ranking at each section and finish
- .-.- No data available at this section
- NA No data available