



Sunshine Coast QLD Professional
Race 2: WE BUILD POOLS QTIS Three-Year-Old BENCHMARK 62
Handicap - 1400m
19 May 2024 - 12:54



Track Rating: Soft 7, Weather: Fine, Rail Position: True

Section		Field Times										Last 600m	
		Overall	1200m	1000m	800m	600m	400m						
		1:26.12 (0:13.58)	1:12.54 (0:11.16)	1:01.38 (0:11.48)	0:49.90 (0:12.35)	0:37.55 (0:12.15)	0:25.40 (0:12.06)	0:37.55					
Rank	TAB	Horse/Jockey	Barrier	Top Speed [km/h]	Fastest Section							Distance Travelled [m]	
1	1	SLIPPIN' JIMMY Ryan Wiggins	1	65.1 1200m	0:11.16 1200m	1:26.12 [1] (0:13.58)	1:12.54 [1] (0:11.16)	1:01.38 [2] (0:11.48)	0:49.90 [1] (0:12.35)	0:37.55 [1] (0:12.15)	0:25.40 [1] (0:12.06)	0:37.55	
2	3	BLACK OPIUM Andrew Mallyon	8	65.8 1200m	0:11.37 1200m	1:26.48 [2] (0:13.95)	1:12.53 [5] (0:11.37)	1:01.16 [5] (0:11.69)	0:49.47 [5] (0:12.29)	0:37.18 [5] (0:12.26)	0:24.92 [5] (0:12.18)	0:37.18 +2	
3	7	TYPHOON TIP Anthony Allen	4	65.3 1000m	0:11.41 1200m	1:26.90 [3] (0:14.22)	1:12.68 [7] (0:11.41)	1:01.27 [7] (0:11.56)	0:49.71 [6] (0:12.12)	0:37.59 [6] (0:12.15)	0:25.44 [3] (0:12.16)	0:37.59 -2	
4	2	OUTWITTED Angela Jones	7	65.8 1200m	0:11.08 1200m	1:27.24 [4] (0:13.68)	1:13.56 [2] (0:11.08)	1:02.48 [3] (0:11.60)	0:50.88 [2] (0:12.38)	0:38.50 [2] (0:12.39)	0:26.11 [2] (0:12.36)	0:38.50 +2	
5	5	DAYU James Orman	2	66.5 1200m	0:11.18 1200m	1:27.48 [5] (0:13.92)	1:13.56 [4] (0:11.18)	1:02.38 [4] (0:11.64)	0:50.74 [4] (0:12.53)	0:38.21 [4] (0:12.26)	0:25.95 [4] (0:12.24)	0:38.21 -3	
6	10	YEAH COPY Madeleine Wishart	5	63.4 1200m	0:11.49 1200m	1:27.51 [6] (0:14.13)	1:13.38 [6] (0:11.49)	1:01.89 [6] (0:11.66)	0:50.23 [7] (0:12.12)	0:38.11 [7] (0:12.28)	0:25.83 [6] (0:12.27)	0:38.11 +4	
7	6	TORQUE BOSSANOVA Robbie Dolan	6	64.3 1200m	0:11.62 1200m	1:28.59 [7] (0:14.64)	1:13.95 [8] (0:11.62)	1:02.33 [8] (0:11.81)	0:50.52 [9] (0:11.80)	0:38.72 [9] (0:12.18)	0:26.54 [8] (0:12.49)	0:38.72 +2	
8	9	AVOID THE MISSTRES Emily Lang	9	63.5 1200m	0:11.61 1200m	1:28.84 [8] (0:14.65)	1:14.19 [9] (0:11.61)	1:02.58 [9] (0:11.68)	0:50.90 [8] (0:11.83)	0:39.07 [8] (0:12.34)	0:26.73 [9] (0:12.83)	0:39.07 +4	
9	8	FEEASHIN MOON Dylan Bennett	10	66.9 1200m	0:10.96 1200m	1:29.08 [9] (0:13.78)	1:15.30 [3] (0:10.96)	1:04.34 [1] (0:11.67)	0:52.67 [3] (0:12.50)	0:40.17 [3] (0:12.91)	0:27.26 [7] (0:13.14)	0:40.17 +5	

Scratched: Cherry Rose (#4)

[] Ranking at each section and finish
 -:-:- No data available at this section
 NA No data available

SCN Saddle cloth number
 DNF Did not finish
 DNT Did not track



Sunshine Coast QLD Professional
Race 2: WE BUILD POOLS QTIS Three-Year-Old BENCHMARK 62
Handicap - 1400m
19 May 2024 - 12:54



Track Rating: Soft 7, Weather: Fine, Rail Position: True

Section				200m				Last 600m	
Field Times				0:13.34 (0:13.34)				0:37.55	
Rank	TAB	Horse/Jockey	Barrier	Top Speed [km/h]	Fastest Section	Margin			Distance Travelled [m]
1	1	SLIPPIN' JIMMY Ryan Wiggins	1	65.1 1200m	0:11.16 1200m	0:13.34 [1] (0:13.34)	1:26.12		0:37.55
2	3	BLACK OPIUM Andrew Mallyon	8	65.8 1200m	0:11.37 1200m	0:12.74 [4] (0:12.74)	2L		0:37.18 +2
3	7	TYPHOON TIP Anthony Allen	4	65.3 1000m	0:11.41 1200m	0:13.28 [3] (0:13.28)	4.3L		0:37.59 -2
4	2	OUTWITTED Angela Jones	7	65.8 1200m	0:11.08 1200m	0:13.75 [2] (0:13.75)	6.1L		0:38.50 +2
5	5	DAYU James Orman	2	66.5 1200m	0:11.18 1200m	0:13.71 [5] (0:13.71)	7.4L		0:38.21 -3
6	10	YEAH COPY Madeleine Wishart	5	63.4 1200m	0:11.49 1200m	0:13.56 [6] (0:13.56)	7.5L		0:38.11 +4
7	6	TORQUE BOSSANOVA Robbie Dolan	6	64.3 1200m	0:11.62 1200m	0:14.05 [7] (0:14.05)	13.8L		0:38.72 +2
8	9	AVOID THE MISSTRES Emily Lang	9	63.5 1200m	0:11.61 1200m	0:13.90 [8] (0:13.90)	15.1L		0:39.07 +4
9	8	FEEASHIN MOON Dylan Bennett	10	66.9 1200m	0:10.96 1200m	0:14.12 [9] (0:14.12)	16.4L		0:40.17 +5

Scratched: Cherry Rose (#4)

[] Ranking at each section and finish
 -:-:- No data available at this section
 NA No data available

SCN Saddle cloth number
 DNF Did not finish
 DNT Did not track



Horse/Jockey Name	Slippin' Jimmy
Final Rank	1
Fastest Section Time (Section)	0:11.16 (1200m)
Top Speed [km/h] (Section)	65.1 (1200m)
Race State	Finished



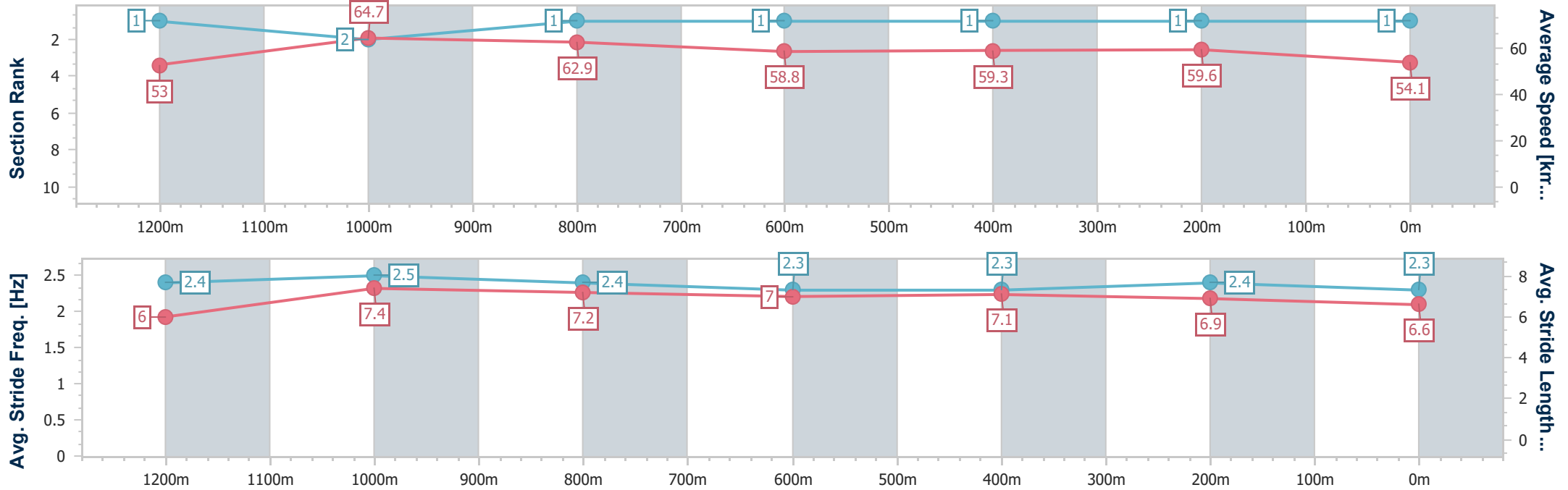
Sunshine Coast QLD Professional
Race 2: WE BUILD POOLS QTIS Three-Year-Old BENCHMARK
62 Handicap - 1400m



19 May 2024 - 12:54

Track Rating: Soft 7, Weather: Fine, Rail Position: True

Section	Overall	1200m	1000m	800m	600m	400m	200m
Section Times	1:26.12 [1] (0:13.58)	1:12.54 [1] (0:11.16)	1:01.38 [2] (0:11.48)	0:49.90 [1] (0:12.35)	0:37.55 [1] (0:12.15)	0:25.40 [1] (0:12.06)	0:13.34 [1] (0:13.34)
Average Speed [km/h]	53.0	64.7	62.9	58.8	59.3	59.6	54.1
Top Speed [km/h]	64.8	65.1	65.1	60.1	60.9	61.2	57.8
Avg. Dist. to Rail [m]	2.8	2.1	1.5	1.4	0.4	0.2	0.7
Avg. Stride Freq. [Hz]	2.4	2.5	2.4	2.3	2.3	2.4	2.3
Avg. Stride Length [m]	6.0	7.4	7.2	7.0	7.1	6.9	6.6



- [] Ranking at each section and finish
- .-.- No data available at this section
- NA No data available



Horse/Jockey Name	Black Opium
Final Rank	2
Fastest Section Time (Section)	0:11.37 (1200m)
Top Speed [km/h] (Section)	65.8 (1200m)
Race State	Finished



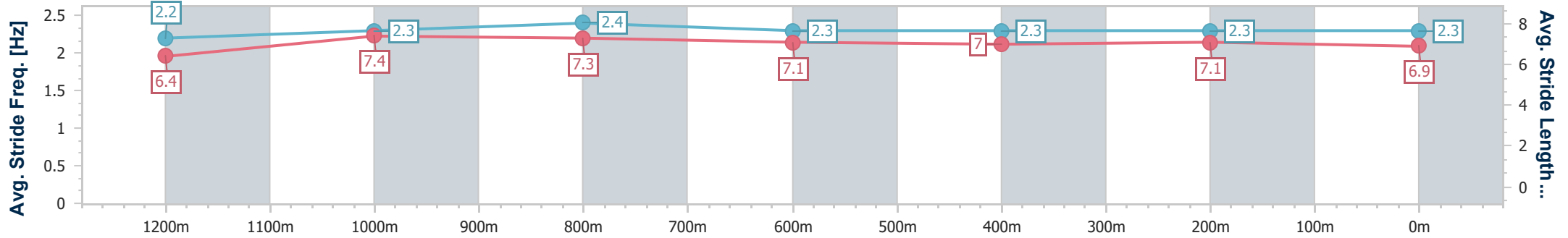
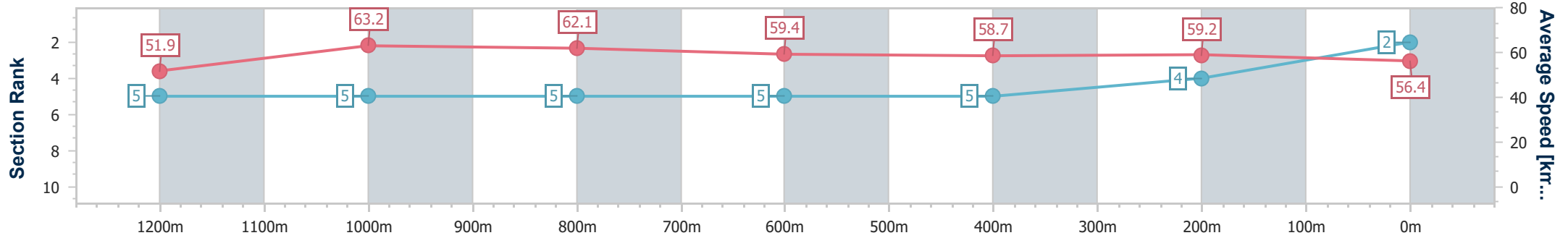
Sunshine Coast QLD Professional
Race 2: WE BUILD POOLS QTIS Three-Year-Old BENCHMARK
62 Handicap - 1400m



19 May 2024 - 12:54

Track Rating: Soft 7, Weather: Fine, Rail Position: True

Section	Overall	1200m	1000m	800m	600m	400m	200m
Section Times	1:26.48 [2] (0:13.95)	1:12.53 [5] (0:11.37)	1:01.16 [5] (0:11.69)	0:49.47 [5] (0:12.29)	0:37.18 [5] (0:12.26)	0:24.92 [5] (0:12.18)	0:12.74 [4] (0:12.74)
Average Speed [km/h]	51.9	63.2	62.1	59.4	58.7	59.2	56.4
Top Speed [km/h]	65.6	65.8	63.0	60.1	60.2	59.5	58.6
Avg. Dist. to Rail [m]	7.8	3.6	3.2	2.1	0.4	3.3	4.0
Avg. Stride Freq. [Hz]	2.2	2.3	2.4	2.3	2.3	2.3	2.3
Avg. Stride Length [m]	6.4	7.4	7.3	7.1	7.0	7.1	6.9



- [] Ranking at each section and finish
- .-.- No data available at this section
- NA No data available



Horse/Jockey Name	Typhoon Tip
Final Rank	3
Fastest Section Time (Section)	0:11.41 (1200m)
Top Speed [km/h] (Section)	65.3 (1000m)
Race State	Finished

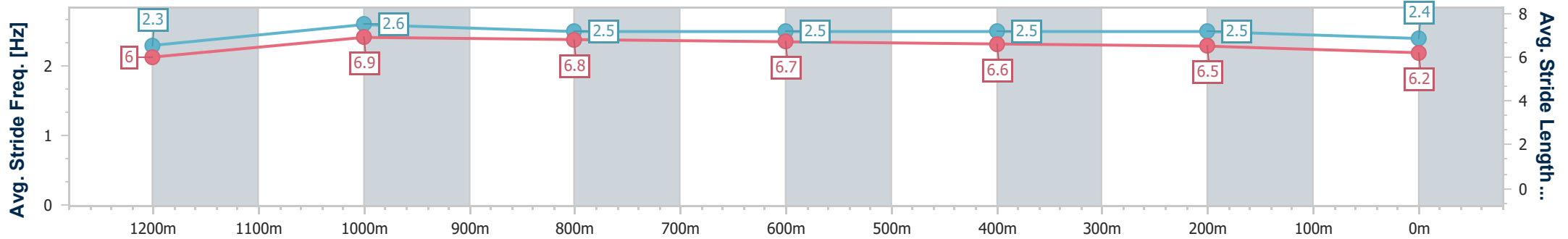
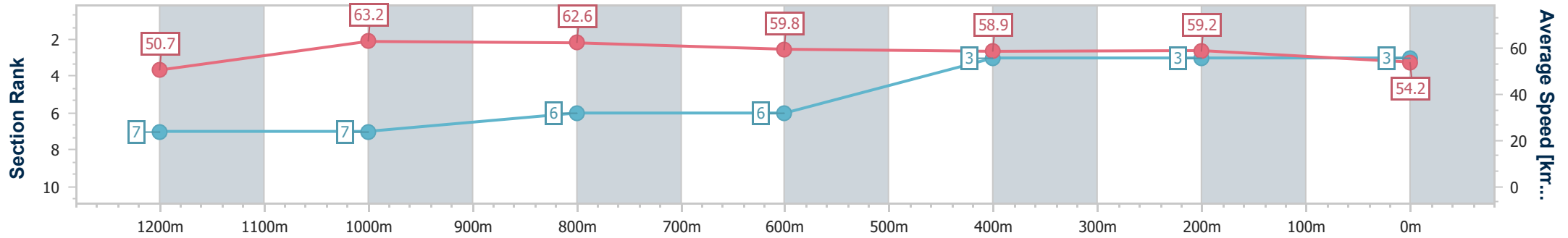


Sunshine Coast QLD Professional
 Race 2: WE BUILD POOLS QTIS Three-Year-Old BENCHMARK
 62 Handicap - 1400m
 19 May 2024 - 12:54



Track Rating: Soft 7, Weather: Fine, Rail Position: True

Section	Overall	1200m	1000m	800m	600m	400m	200m
Section Times	1:26.90 [3] (0:14.22)	1:12.68 [7] (0:11.41)	1:01.27 [7] (0:11.56)	0:49.71 [6] (0:12.12)	0:37.59 [6] (0:12.15)	0:25.44 [3] (0:12.16)	0:13.28 [3] (0:13.28)
Average Speed [km/h]	50.7	63.2	62.6	59.8	58.9	59.2	54.2
Top Speed [km/h]	63.7	64.1	65.3	61.2	60.0	60.6	57.1
Avg. Dist. to Rail [m]	3.8	2.1	2.0	1.1	1.2	1.9	2.9
Avg. Stride Freq. [Hz]	2.3	2.6	2.5	2.5	2.5	2.5	2.4
Avg. Stride Length [m]	6.0	6.9	6.8	6.7	6.6	6.5	6.2



- [] Ranking at each section and finish
- .-.- No data available at this section
- NA No data available



Horse/Jockey Name	Outwitted
Final Rank	4
Fastest Section Time (Section)	0:11.08 (1200m)
Top Speed [km/h] (Section)	65.8 (1200m)
Race State	Finished



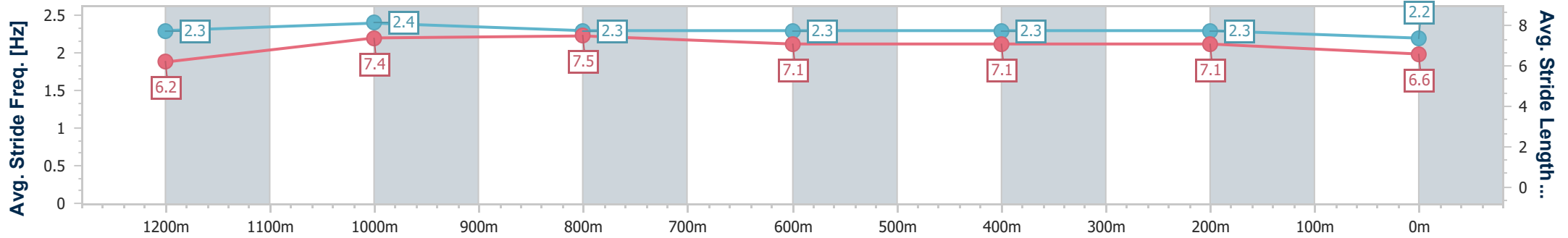
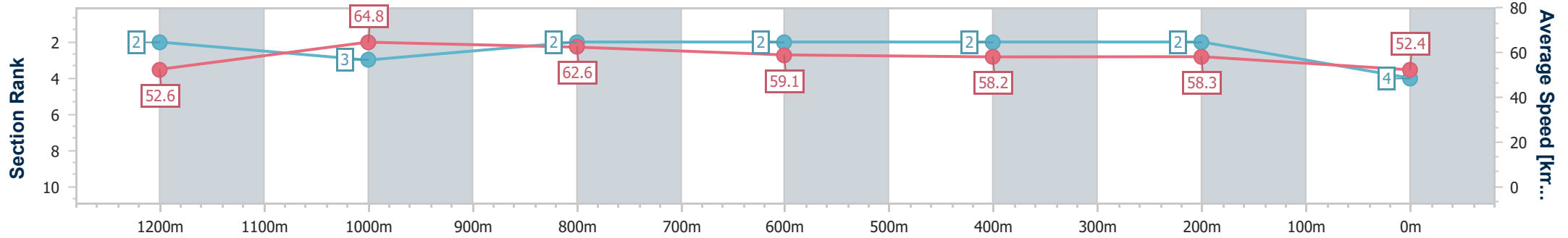
Sunshine Coast QLD Professional
 Race 2: WE BUILD POOLS QTIS Three-Year-Old BENCHMARK
 62 Handicap - 1400m



19 May 2024 - 12:54

Track Rating: Soft 7, Weather: Fine, Rail Position: True

Section	Overall	1200m	1000m	800m	600m	400m	200m
Section Times	1:27.24 [4] (0:13.68)	1:13.56 [2] (0:11.08)	1:02.48 [3] (0:11.60)	0:50.88 [2] (0:12.38)	0:38.50 [2] (0:12.39)	0:26.11 [2] (0:12.36)	0:13.75 [2] (0:13.75)
Average Speed [km/h]	52.6	64.8	62.6	59.1	58.2	58.3	52.4
Top Speed [km/h]	65.0	65.8	64.7	60.2	58.9	59.8	56.1
Avg. Dist. to Rail [m]	6.1	3.4	2.9	2.2	0.8	0.6	1.3
Avg. Stride Freq. [Hz]	2.3	2.4	2.3	2.3	2.3	2.3	2.2
Avg. Stride Length [m]	6.2	7.4	7.5	7.1	7.1	7.1	6.6



- [] Ranking at each section and finish
- .-.- No data available at this section
- NA No data available



Horse/Jockey Name	Dayu
Final Rank	5
Fastest Section Time (Section)	0:11.18 (1200m)
Top Speed [km/h] (Section)	66.5 (1200m)
Race State	Finished

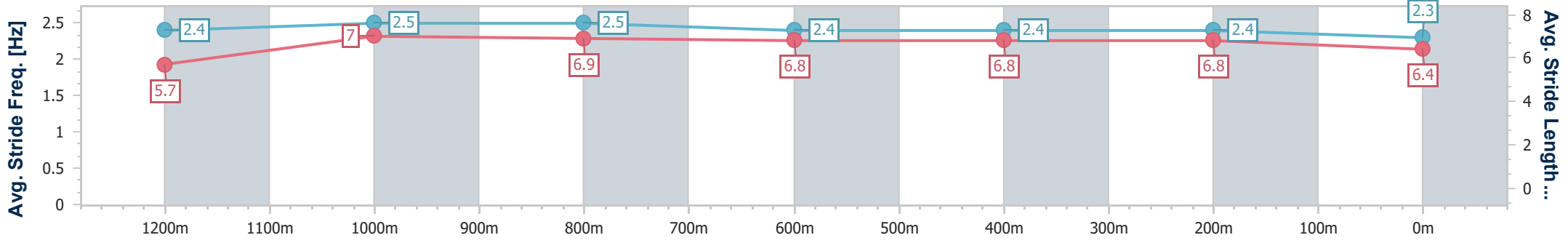
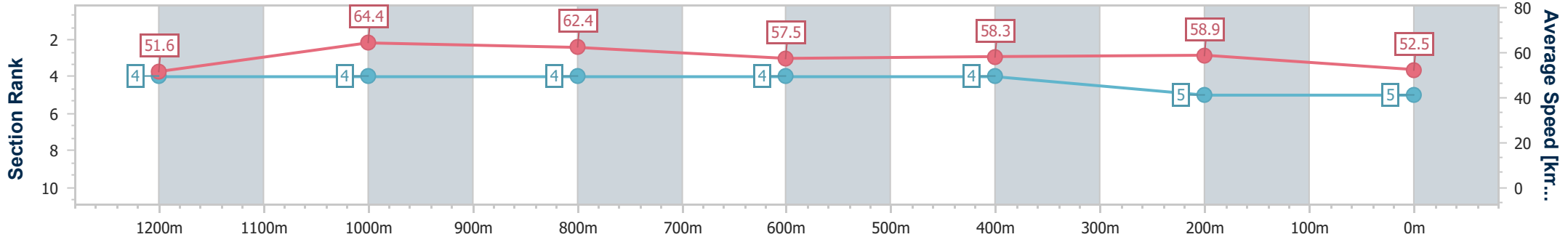


Sunshine Coast QLD Professional
 Race 2: WE BUILD POOLS QTIS Three-Year-Old BENCHMARK
 62 Handicap - 1400m
 19 May 2024 - 12:54



Track Rating: Soft 7, Weather: Fine, Rail Position: True

Section	Overall	1200m	1000m	800m	600m	400m	200m
Section Times	1:27.48 [5] (0:13.92)	1:13.56 [4] (0:11.18)	1:02.38 [4] (0:11.64)	0:50.74 [4] (0:12.53)	0:38.21 [4] (0:12.26)	0:25.95 [4] (0:12.24)	0:13.71 [5] (0:13.71)
Average Speed [km/h]	51.6	64.4	62.4	57.5	58.3	58.9	52.5
Top Speed [km/h]	64.7	66.5	65.0	58.9	60.3	60.7	56.8
Avg. Dist. to Rail [m]	3.2	2.1	1.9	0.8	1.5	1.4	1.0
Avg. Stride Freq. [Hz]	2.4	2.5	2.5	2.4	2.4	2.4	2.3
Avg. Stride Length [m]	5.7	7.0	6.9	6.8	6.8	6.8	6.4



- [] Ranking at each section and finish
- .-.- No data available at this section
- NA No data available



Horse/Jockey Name	Yeah Copy
Final Rank	6
Fastest Section Time (Section)	0:11.49 (1200m)
Top Speed [km/h] (Section)	63.4 (1200m)
Race State	Finished

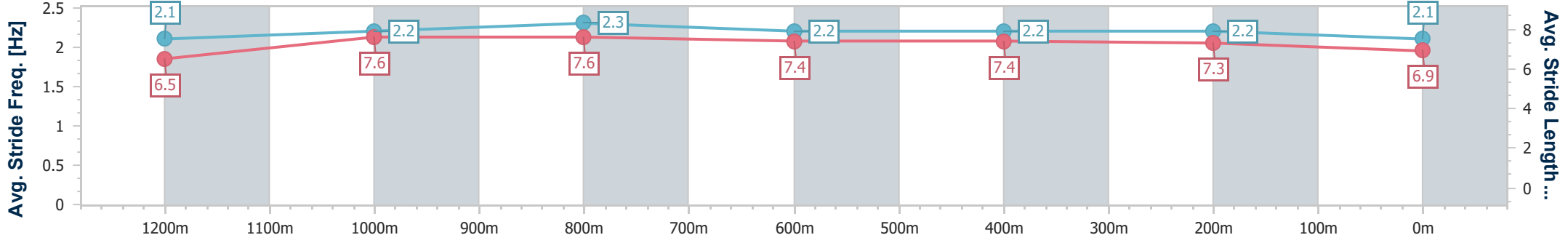
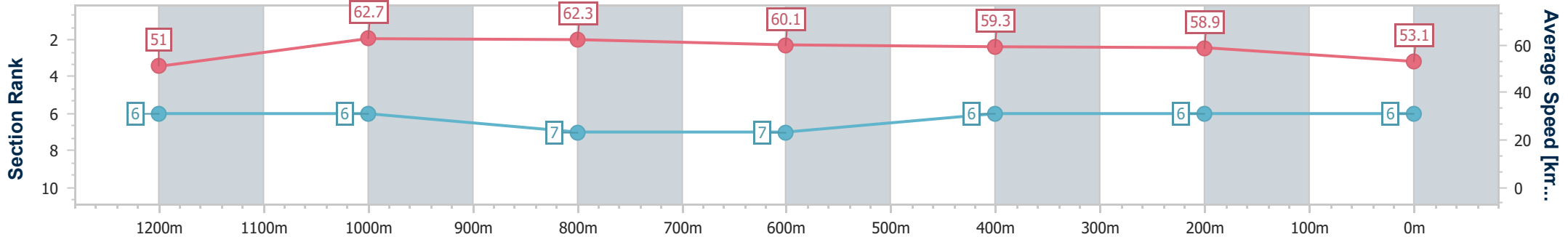


Sunshine Coast QLD Professional
 Race 2: WE BUILD POOLS QTIS Three-Year-Old BENCHMARK
 62 Handicap - 1400m
 19 May 2024 - 12:54



Track Rating: Soft 7, Weather: Fine, Rail Position: True

Section	Overall	1200m	1000m	800m	600m	400m	200m
Section Times	1:27.51 [6] (0:14.13)	1:13.38 [6] (0:11.49)	1:01.89 [6] (0:11.66)	0:50.23 [7] (0:12.12)	0:38.11 [7] (0:12.28)	0:25.83 [6] (0:12.27)	0:13.56 [6] (0:13.56)
Average Speed [km/h]	51.0	62.7	62.3	60.1	59.3	58.9	53.1
Top Speed [km/h]	62.4	63.4	63.0	61.2	60.1	60.1	56.2
Avg. Dist. to Rail [m]	5.2	3.4	3.1	2.2	2.0	5.2	4.6
Avg. Stride Freq. [Hz]	2.1	2.2	2.3	2.2	2.2	2.2	2.1
Avg. Stride Length [m]	6.5	7.6	7.6	7.4	7.4	7.3	6.9



- [] Ranking at each section and finish
- .-.- No data available at this section
- NA No data available



Horse/Jockey Name	Torque Bossanova
Final Rank	7
Fastest Section Time (Section)	0:11.62 (1200m)
Top Speed [km/h] (Section)	64.3 (1200m)
Race State	Finished

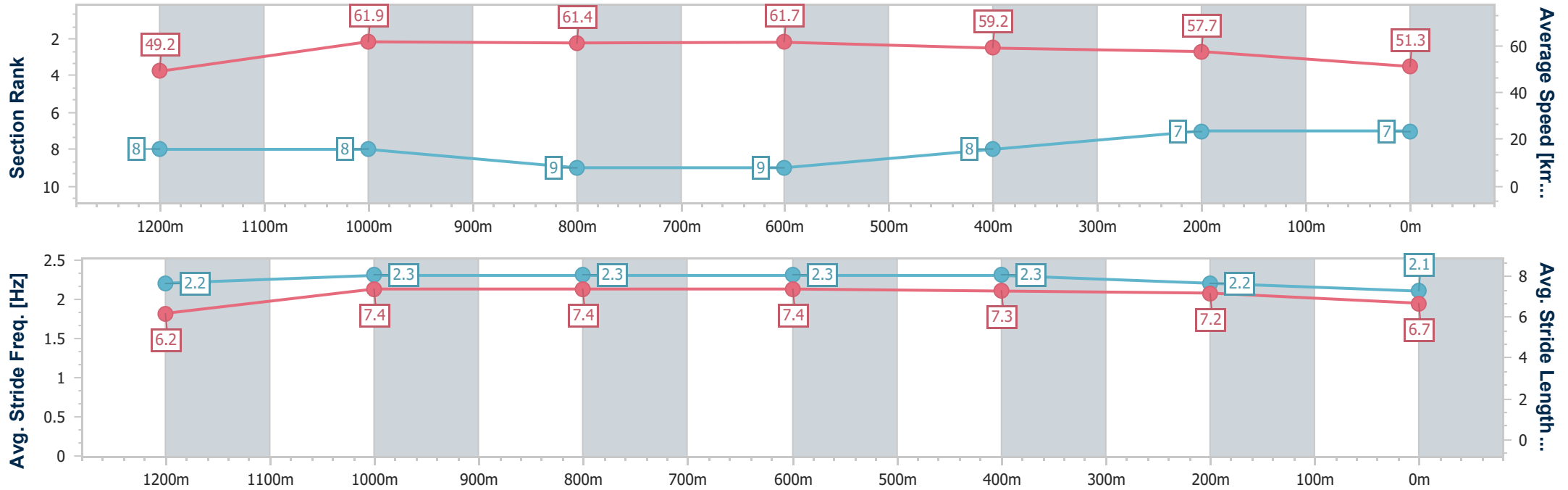


Sunshine Coast QLD Professional
 Race 2: WE BUILD POOLS QTIS Three-Year-Old BENCHMARK
 62 Handicap - 1400m
 19 May 2024 - 12:54



Track Rating: Soft 7, Weather: Fine, Rail Position: True

Section	Overall	1200m	1000m	800m	600m	400m	200m
Section Times	1:28.59 [7] (0:14.64)	1:13.95 [8] (0:11.62)	1:02.33 [8] (0:11.81)	0:50.52 [9] (0:11.80)	0:38.72 [9] (0:12.18)	0:26.54 [8] (0:12.49)	0:14.05 [7] (0:14.05)
Average Speed [km/h]	49.2	61.9	61.4	61.7	59.2	57.7	51.3
Top Speed [km/h]	64.1	64.3	62.7	63.2	61.5	59.3	55.7
Avg. Dist. to Rail [m]	4.9	2.6	2.8	1.8	0.7	0.7	1.4
Avg. Stride Freq. [Hz]	2.2	2.3	2.3	2.3	2.3	2.2	2.1
Avg. Stride Length [m]	6.2	7.4	7.4	7.4	7.3	7.2	6.7



- [] Ranking at each section and finish
- .-.- No data available at this section
- NA No data available



Horse/Jockey Name	Avoid The Misstres
Final Rank	8
Fastest Section Time (Section)	0:11.61 (1200m)
Top Speed [km/h] (Section)	63.5 (1200m)
Race State	Finished



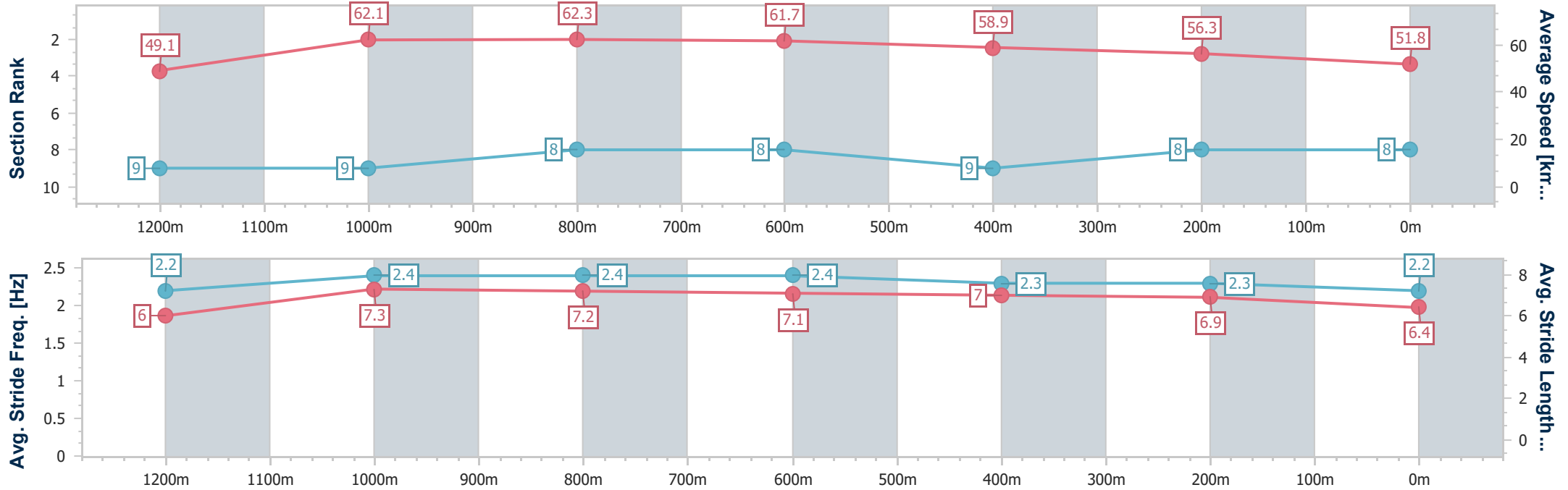
Sunshine Coast QLD Professional
 Race 2: WE BUILD POOLS QTIS Three-Year-Old BENCHMARK
 62 Handicap - 1400m



19 May 2024 - 12:54

Track Rating: Soft 7, Weather: Fine, Rail Position: True

Section	Overall	1200m	1000m	800m	600m	400m	200m
Section Times	1:28.84 [8] (0:14.65)	1:14.19 [9] (0:11.61)	1:02.58 [9] (0:11.68)	0:50.90 [8] (0:11.83)	0:39.07 [8] (0:12.34)	0:26.73 [9] (0:12.83)	0:13.90 [8] (0:13.90)
Average Speed [km/h]	49.1	62.1	62.3	61.7	58.9	56.3	51.8
Top Speed [km/h]	63.0	63.5	62.6	63.4	61.2	57.3	54.4
Avg. Dist. to Rail [m]	8.3	3.6	3.3	2.4	2.2	4.5	4.1
Avg. Stride Freq. [Hz]	2.2	2.4	2.4	2.4	2.3	2.3	2.2
Avg. Stride Length [m]	6.0	7.3	7.2	7.1	7.0	6.9	6.4



- [] Ranking at each section and finish
- .-.- No data available at this section
- NA No data available



Horse/Jockey Name	Feashin Moon
Final Rank	9
Fastest Section Time (Section)	0:10.96 (1200m)
Top Speed [km/h] (Section)	66.9 (1200m)
Race State	Finished



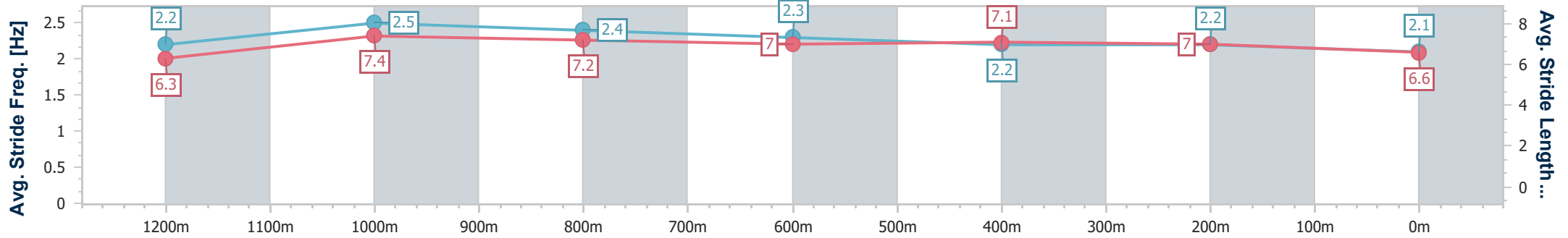
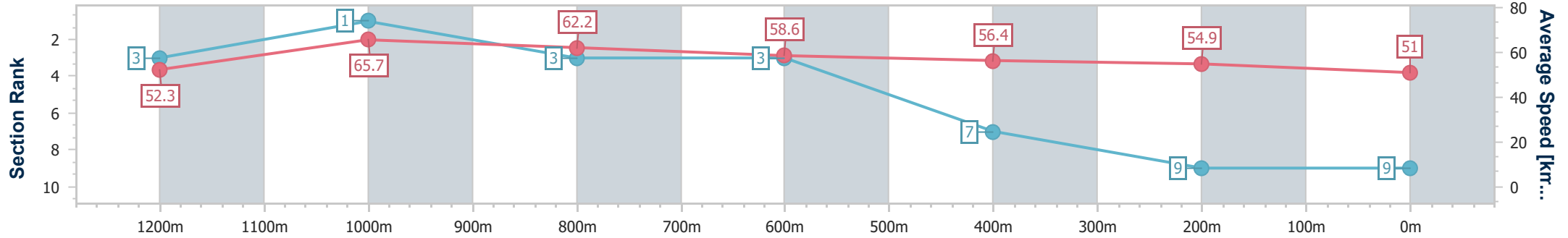
Sunshine Coast QLD Professional
Race 2: WE BUILD POOLS QTIS Three-Year-Old BENCHMARK
62 Handicap - 1400m



19 May 2024 - 12:54

Track Rating: Soft 7, Weather: Fine, Rail Position: True

Section	Overall	1200m	1000m	800m	600m	400m	200m
Section Times	1:29.08 [9] (0:13.78)	1:15.30 [3] (0:10.96)	1:04.34 [1] (0:11.67)	0:52.67 [3] (0:12.50)	0:40.17 [3] (0:12.91)	0:27.26 [7] (0:13.14)	0:14.12 [9] (0:14.12)
Average Speed [km/h]	52.3	65.7	62.2	58.6	56.4	54.9	51.0
Top Speed [km/h]	66.5	66.9	64.4	60.1	57.8	55.8	53.2
Avg. Dist. to Rail [m]	9.6	4.4	3.5	3.0	2.0	1.7	1.5
Avg. Stride Freq. [Hz]	2.2	2.5	2.4	2.3	2.2	2.2	2.1
Avg. Stride Length [m]	6.3	7.4	7.2	7.0	7.1	7.0	6.6



- [] Ranking at each section and finish
- .-.- No data available at this section
- NA No data available