



## Toowoomba QLD Professional

### Race 5: WHOLESALE HORSEWEAR HOUSE BENCHMARK 62 Handicap - 1890m

18 May 2024 - 19:11



Track Rating: Soft 5 , Weather: Fine, Rail Position: +1m Entire

Section		Overall	1600m	1400m	1200m	1000m	800m	600m	Last 600m				
Field Times		2:03.64 (0:22.73)	1:40.91 (0:12.65)	1:28.26 (0:12.10)	1:16.16 (0:12.72)	1:03.44 (0:12.87)	0:50.57 (0:12.31)	0:38.26 (0:12.45)	0:38.26				
Rank	TAB Horse/Jockey	Barrier	Top Speed [km/h]	Fastest Section									Distance Travelled [m]
1	5 <b>FAST LADY</b> Chris Whiteley	5	61.0 1400m	0:12.25 1400m	2:03.64 [1] (0:23.13)	1:40.51 [3] (0:12.71)	1:27.80 [4] (0:12.25)	1:15.55 [5] (0:12.64)	1:02.91 [4] (0:12.78)	0:50.13 [4] (0:12.31)	0:37.82 [3] (0:12.48)	0:37.82	
2	10 <b>ROYAL GEORGE</b> Tahlia Fenlon	9	63.0 1400m	0:11.87 1400m	2:03.76 [2] (0:23.78)	1:39.98 [10] (0:11.88)	1:28.10 [3] (0:11.87)	1:16.23 [2] (0:12.88)	1:03.35 [2] (0:13.06)	0:50.29 [3] (0:12.40)	0:37.89 [4] (0:12.48)	0:37.89	+14
3	6 <b>KALENDS</b> Emily Lang	6	60.7 1400m	0:12.10 1400m	2:03.82 [3] (0:22.73)	1:41.09 [1] (0:12.65)	1:28.44 [1] (0:12.10)	1:16.34 [1] (0:12.72)	1:03.62 [1] (0:12.87)	0:50.75 [1] (0:12.31)	0:38.44 [1] (0:12.45)	0:38.44	-3
4	3 <b>CONNECTICUT</b> Karl Zechner	11	61.7 1400m	0:12.16 1400m	2:03.83 [4] (0:22.94)	1:40.89 [2] (0:12.63)	1:28.26 [2] (0:12.16)	1:16.10 [3] (0:12.91)	1:03.19 [3] (0:12.54)	0:50.65 [2] (0:12.36)	0:38.29 [2] (0:12.52)	0:38.29	+9
5	1 <b>LUCKY EXCHANGE</b> Olivia Webb	8	62.2 1200m	0:12.29 1200m	2:03.94 [5] (0:23.48)	1:40.46 [6] (0:12.48)	1:27.98 [7] (0:12.49)	1:15.49 [8] (0:12.29)	1:03.20 [5] (0:12.83)	0:50.37 [5] (0:12.35)	0:38.02 [5] (0:12.47)	0:38.02	+12
6	14 <b>WINSTON BLUE</b> Kenji Yoshida	3	62.0 1200m	0:12.27 1400m	2:04.21 [6] (0:23.73)	1:40.48 [8] (0:12.42)	1:28.06 [8] (0:12.27)	1:15.79 [7] (0:12.59)	1:03.20 [9] (0:12.90)	0:50.30 [8] (0:12.38)	0:37.92 [8] (0:12.68)	0:37.92	+11
7	9 <b>ZOU ZOUAMORE</b> Montanna Savva	14	60.7 1200m	0:12.30 1200m	2:04.30 [7] (0:23.86)	1:40.44 [11] (0:12.48)	1:27.96 [11] (0:12.40)	1:15.56 [10] (0:12.30)	1:03.26 [10] (0:13.07)	0:50.19 [10] (0:12.36)	0:37.83 [10] (0:12.62)	0:37.83	+12
8	8 <b>CALM BUCKLE</b> Alisha Donald	4	62.4 1400m	0:12.17 1400m	2:04.30 [8] (0:23.24)	1:41.06 [4] (0:12.67)	1:28.39 [5] (0:12.17)	1:16.22 [4] (0:12.77)	1:03.45 [6] (0:12.87)	0:50.58 [6] (0:12.53)	0:38.05 [7] (0:12.66)	0:38.05	+6
9	7 <b>MIKKI EIGHT</b> Jake Molloy	2	60.8 1200m	0:12.28 800m	2:04.40 [9] (0:23.66)	1:40.74 [7] (0:12.56)	1:28.18 [10] (0:12.62)	1:15.56 [11] (0:12.49)	1:03.07 [11] (0:12.97)	0:50.10 [11] (0:12.28)	0:37.82 [11] (0:12.61)	0:37.82	+1
10	11 <b>CLEAR BLONDE</b> Georgina Cartwright	1	60.4 1200m	0:12.37 1400m	2:04.46 [10] (0:23.31)	1:41.15 [5] (0:12.61)	1:28.54 [6] (0:12.37)	1:16.17 [6] (0:12.67)	1:03.50 [8] (0:12.97)	0:50.53 [9] (0:12.46)	0:38.07 [9] (0:12.58)	0:38.07	-7

Scratched: Bump'n'run (#13), The Right Way (#2)



**Toowoomba QLD Professional**  
**Race 5: WHOLESALE HORSEWEAR HOUSE BENCHMARK 62 Handicap -**  
**1890m**  
**18 May 2024 - 19:11**



Track Rating: Soft 5 , Weather: Fine, Rail Position: +1m Entire

Section	Overall	1600m	1400m	1200m	1000m	800m	600m	Last 600m						
Field Times	2:03.64 (0:22.73)	1:40.91 (0:12.65)	1:28.26 (0:12.10)	1:16.16 (0:12.72)	1:03.44 (0:12.87)	0:50.57 (0:12.31)	0:38.26 (0:12.45)	0:38.26						
Rank	TAB	Horse/Jockey	Barrier	Top Speed [km/h]	Fastest Section									Distance Travelled [m]
11	4	NITROGLYCERINE Madeleine Wishart	7	60.2 1200m	0:12.32 800m	2:04.65 [11] (0:24.02)	1:40.63 [12] (0:12.57)	1:28.06 [12] (0:12.47)	1:15.59 [12] (0:12.49)	1:03.10 [12] (0:13.10)	0:50.00 [12] (0:12.32)	0:37.68 [12] (0:12.43)	0:37.68	+1
12	12	MANTINELLO Micheal Hellyer	10	62.2 1200m	0:12.31 800m	2:04.74 [12] (0:23.76)	1:40.98 [9] (0:12.41)	1:28.57 [9] (0:12.45)	1:16.12 [9] (0:12.33)	1:03.79 [7] (0:12.80)	0:50.99 [7] (0:12.31)	0:38.68 [6] (0:12.73)	0:38.68	+12

Scratched: Bump'n'run (#13), The Right Way (#2)

[ ] Ranking at each section and finish  
 -:-:- No data available at this section  
 NA No data available

SCN Saddle cloth number  
 DNF Did not finish  
 DNT Did not track



**Toowoomba QLD Professional**  
**Race 5: WHOLESALE HORSEWEAR HOUSE BENCHMARK 62 Handicap - 1890m**  
**18 May 2024 - 19:11**



Track Rating: Soft 5 , Weather: Fine, Rail Position: +1m Entire

Section				400m	200m			Last 600m		
Field Times				0:25.81 (0:12.80)	0:13.01 (0:13.01)			0:38.26		
Rank	TAB	Horse/Jockey	Barrier	Top Speed [km/h]	Fastest Section	Margin				Distance Travelled [m]
1	5	<b>FAST LADY</b> Chris Whiteley	5	61.0 1400m	0:12.25 1400m	0:25.34 [3] (0:12.50)	0:12.84 [3] (0:12.84)	2:03.64	0:37.82	
2	10	<b>ROYAL GEORGE</b> Tahlia Fenlon	9	63.0 1400m	0:11.87 1400m	0:25.41 [4] (0:12.59)	0:12.82 [5] (0:12.82)	0.5L	0:37.89	+14
3	6	<b>KALENDS</b> Emily Lang	6	60.7 1400m	0:12.10 1400m	0:25.99 [1] (0:12.80)	0:13.19 [1] (0:13.19)	0.8L	0:38.44	-3
4	3	<b>CONNECTICUT</b> Karl Zechner	11	61.7 1400m	0:12.16 1400m	0:25.77 [2] (0:12.62)	0:13.15 [2] (0:13.15)	0.9L	0:38.29	+9
5	1	<b>LUCKY EXCHANGE</b> Olivia Webb	8	62.2 1200m	0:12.29 1200m	0:25.55 [5] (0:12.54)	0:13.01 [4] (0:13.01)	1.4L	0:38.02	+12
6	14	<b>WINSTON BLUE</b> Kenji Yoshida	3	62.0 1200m	0:12.27 1400m	0:25.24 [9] (0:12.45)	0:12.79 [7] (0:12.79)	2.9L	0:37.92	+11
7	9	<b>ZOU ZOUAMORE</b> Montanna Savva	14	60.7 1200m	0:12.30 1200m	0:25.21 [10] (0:12.56)	0:12.65 [11] (0:12.65)	3.4L	0:37.83	+12
8	8	<b>CALM BUCKLE</b> Alisha Donald	4	62.4 1400m	0:12.17 1400m	0:25.39 [7] (0:12.48)	0:12.91 [6] (0:12.91)	3.5L	0:38.05	+6
9	7	<b>MIKKI EIGHT</b> Jake Molloy	2	60.8 1200m	0:12.28 800m	0:25.21 [11] (0:12.43)	0:12.78 [10] (0:12.78)	4L	0:37.82	+1
10	11	<b>CLEAR BLONDE</b> Georgina Cartwright	1	60.4 1200m	0:12.37 1400m	0:25.49 [8] (0:12.52)	0:12.97 [8] (0:12.97)	4.2L	0:38.07	-7

Scratched: Bump'n'run (#13), The Right Way (#2)



**Toowoomba QLD Professional**  
**Race 5: WHOLESALE HORSEWEAR HOUSE BENCHMARK 62 Handicap -**  
**1890m**  
**18 May 2024 - 19:11**



Track Rating: Soft 5 , Weather: Fine, Rail Position: +1m Entire

Section		400m	200m			Last 600m	
Field Times		0:25.81 (0:12.80)	0:13.01 (0:13.01)			0:38.26	
Rank	TAB Horse/Jockey	Barrier	Top Speed [km/h]	Fastest Section	Margin	Distance Travelled [m]	
11	4 NITROGLYCERINE Madeleine Wishart	7	60.2 1200m	0:12.32 800m	0:25.25 [12] (0:12.57)	0:12.68 [12] (0:12.68)	5.2L 0:37.68 +1
12	12 MANTINELLO Micheal Hellyer	10	62.2 1200m	0:12.31 800m	0:25.95 [6] (0:12.72)	0:13.23 [9] (0:13.23)	5.7L 0:38.68 +12

Scratched: Bump'n'run (#13), The Right Way (#2)

[ ] Ranking at each section and finish  
 -:-:-:- No data available at this section  
 NA No data available

SCN Saddle cloth number  
 DNF Did not finish  
 DNT Did not track



Horse/Jockey Name	Fast Lady
Final Rank	1
Fastest Section Time (Section)	0:12.25 (1400m)
Top Speed [km/h] (Section)	61.0 (1400m)
Race State	Finished

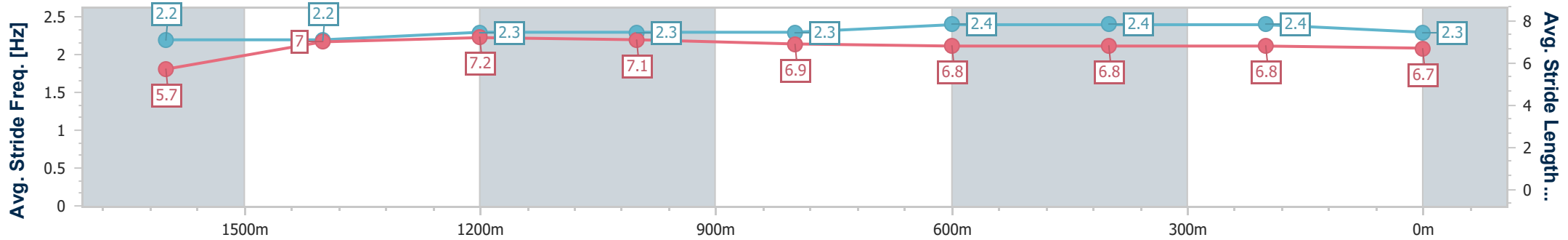
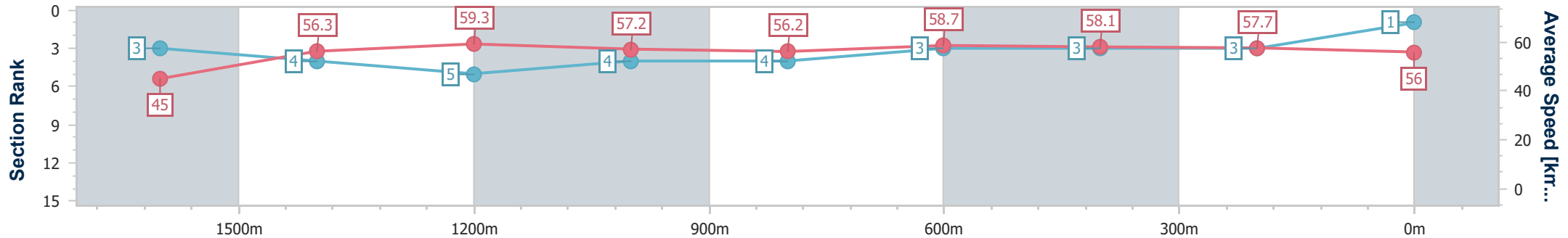


Toowoomba QLD Professional  
 Race 5: WHOLESALE HORSEWEAR HOUSE BENCHMARK 62  
 Handicap - 1890m  
 18 May 2024 - 19:11



Track Rating: Soft 5 , Weather: Fine, Rail Position: +1m Entire

Section	Overall	1600m	1400m	1200m	1000m	800m	600m	400m	200m
Section Times	2:03.64 [1] (0:23.13)	1:40.51 [3] (0:12.71)	1:27.80 [4] (0:12.25)	1:15.55 [5] (0:12.64)	1:02.91 [4] (0:12.78)	0:50.13 [4] (0:12.31)	0:37.82 [3] (0:12.48)	0:25.34 [3] (0:12.50)	0:12.84 [3] (0:12.84)
Average Speed [km/h]	45.0	56.3	59.3	57.2	56.2	58.7	58.1	57.7	56.0
Top Speed [km/h]	58.1	58.3	61.0	60.9	58.1	59.8	60.0	59.0	57.4
Avg. Dist. to Rail [m]	7.0	0.5	1.0	1.1	0.3	1.2	1.1	0.6	0.5
Avg. Stride Freq. [Hz]	2.2	2.2	2.3	2.3	2.3	2.4	2.4	2.4	2.3
Avg. Stride Length [m]	5.7	7.0	7.2	7.1	6.9	6.8	6.8	6.8	6.7



- [ ] Ranking at each section and finish
- .-.- No data available at this section
- NA No data available



Horse/Jockey Name	Royal George
Final Rank	2
Fastest Section Time (Section)	0:11.87 (1400m)
Top Speed [km/h] (Section)	63.0 (1400m)
Race State	Finished

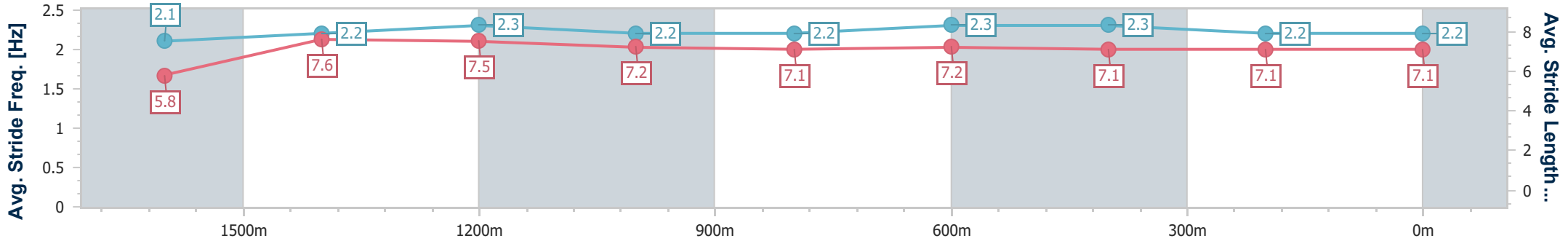
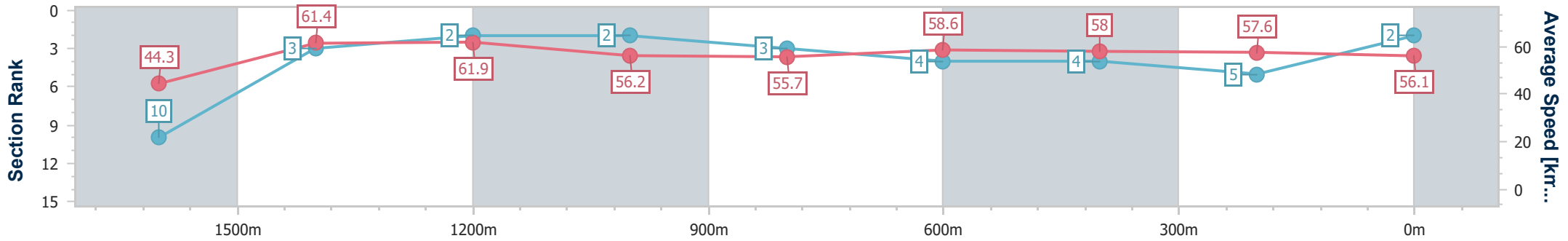


Toowoomba QLD Professional  
 Race 5: WHOLESALE HORSEWEAR HOUSE BENCHMARK 62  
 Handicap - 1890m  
 18 May 2024 - 19:11



Track Rating: Soft 5 , Weather: Fine, Rail Position: +1m Entire

Section	Overall	1600m	1400m	1200m	1000m	800m	600m	400m	200m				
Section Times	2:03.76 [2] (0:23.78)	1:39.98 [10] (0:11.88)	1:28.10 [3] (0:11.87)	1:16.23 [2] (0:12.88)	1:03.35 [2] (0:13.06)	0:50.29 [3] (0:12.40)	0:37.89 [4] (0:12.48)	0:25.41 [4] (0:12.59)	0:12.82 [5] (0:12.82)				
Average Speed [km/h]	44.3	61.4	61.9	56.2	55.7	58.6	58.0	57.6	56.1				
Top Speed [km/h]	60.2	62.7	63.0	60.2	57.4	59.4	59.4	58.1	58.1				
Avg. Dist. to Rail [m]	7.2	3.2	3.9	3.5	2.5	2.5	1.7	2.0	3.4				
Avg. Stride Freq. [Hz]	2.1	2.2	2.3	2.2	2.2	2.3	2.3	2.2	2.2				
Avg. Stride Length [m]	5.8	7.6	7.5	7.2	7.1	7.2	7.1	7.1	7.1				



- [ ] Ranking at each section and finish
- .-.- No data available at this section
- NA No data available



Horse/Jockey Name	Kalends
Final Rank	3
Fastest Section Time (Section)	0:12.10 (1400m)
Top Speed [km/h] (Section)	60.7 (1400m)
Race State	Finished

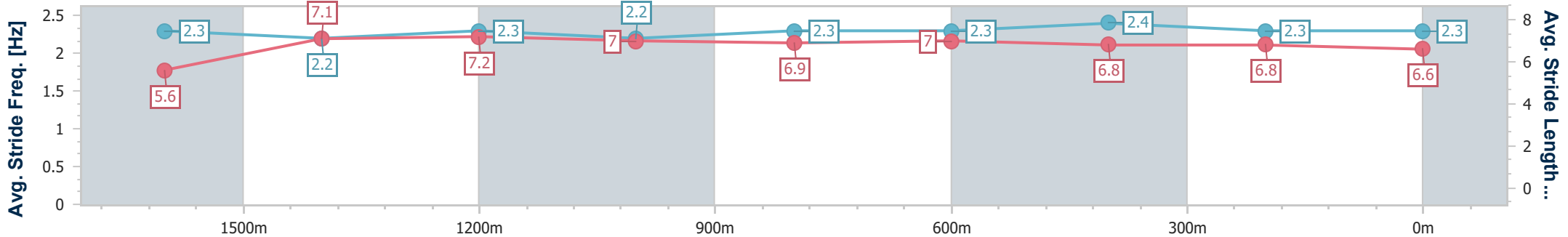
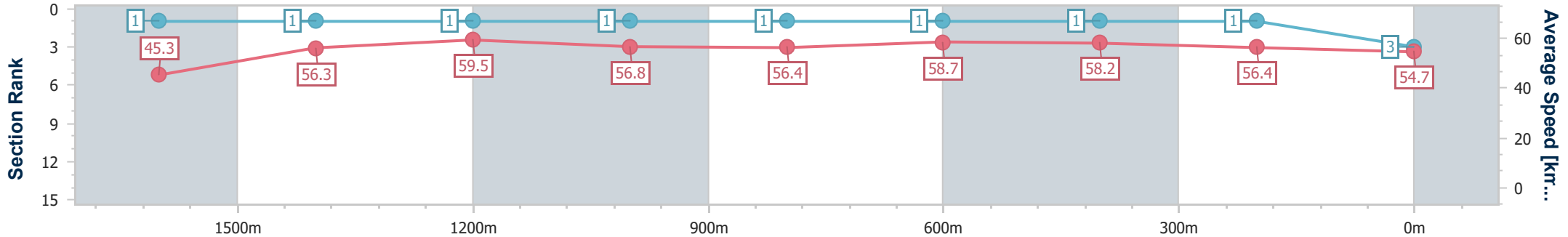


Toowoomba QLD Professional  
 Race 5: WHOLESALE HORSEWEAR HOUSE BENCHMARK 62  
 Handicap - 1890m  
 18 May 2024 - 19:11



Track Rating: Soft 5 , Weather: Fine, Rail Position: +1m Entire

Section	Overall	1600m	1400m	1200m	1000m	800m	600m	400m	200m
Section Times	2:03.82 [3] (0:22.73)	1:41.09 [1] (0:12.65)	1:28.44 [1] (0:12.10)	1:16.34 [1] (0:12.72)	1:03.62 [1] (0:12.87)	0:50.75 [1] (0:12.31)	0:38.44 [1] (0:12.45)	0:25.99 [1] (0:12.80)	0:13.19 [1] (0:13.19)
Average Speed [km/h]	45.3	56.3	59.5	56.8	56.4	58.7	58.2	56.4	54.7
Top Speed [km/h]	60.3	58.3	60.7	59.4	59.2	59.4	59.5	57.3	55.4
Avg. Dist. to Rail [m]	6.4	2.2	0.9	1.6	1.9	1.3	1.3	0.7	1.3
Avg. Stride Freq. [Hz]	2.3	2.2	2.3	2.2	2.3	2.3	2.4	2.3	2.3
Avg. Stride Length [m]	5.6	7.1	7.2	7.0	6.9	7.0	6.8	6.8	6.6



- [ ] Ranking at each section and finish
- .-.- No data available at this section
- NA No data available



Horse/Jockey Name	Connecticut
Final Rank	4
Fastest Section Time (Section)	0:12.16 (1400m)
Top Speed [km/h] (Section)	61.7 (1400m)
Race State	Finished

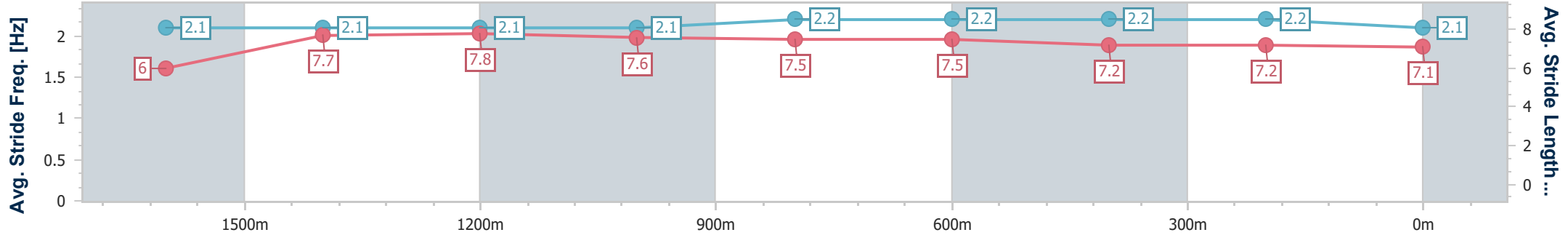
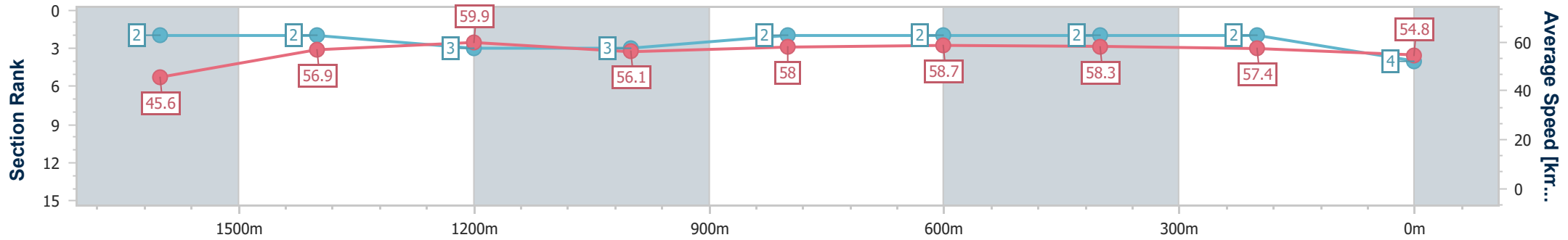


Toowoomba QLD Professional  
 Race 5: WHOLESALE HORSEWEAR HOUSE BENCHMARK 62  
 Handicap - 1890m  
 18 May 2024 - 19:11



Track Rating: Soft 5 , Weather: Fine, Rail Position: +1m Entire

Section	Overall	1600m	1400m	1200m	1000m	800m	600m	400m	200m
Section Times	2:03.83 [4] (0:22.94)	1:40.89 [2] (0:12.63)	1:28.26 [2] (0:12.16)	1:16.10 [3] (0:12.91)	1:03.19 [3] (0:12.54)	0:50.65 [2] (0:12.36)	0:38.29 [2] (0:12.52)	0:25.77 [2] (0:12.62)	0:13.15 [2] (0:13.15)
Average Speed [km/h]	45.6	56.9	59.9	56.1	58.0	58.7	58.3	57.4	54.8
Top Speed [km/h]	61.5	59.0	61.7	59.2	59.8	59.6	60.6	58.9	55.4
Avg. Dist. to Rail [m]	6.0	0.6	2.3	3.0	2.4	3.0	2.7	1.0	0.5
Avg. Stride Freq. [Hz]	2.1	2.1	2.1	2.1	2.2	2.2	2.2	2.2	2.1
Avg. Stride Length [m]	6.0	7.7	7.8	7.6	7.5	7.5	7.2	7.2	7.1



- [ ] Ranking at each section and finish
- .-.- No data available at this section
- NA No data available





Horse/Jockey Name	Lucky Exchange
Final Rank	5
Fastest Section Time (Section)	0:12.29 (1200m)
Top Speed [km/h] (Section)	62.2 (1200m)
Race State	Finished

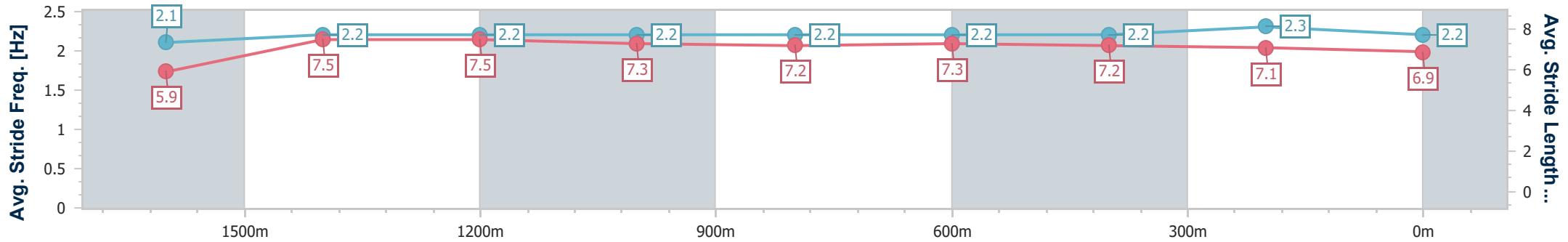
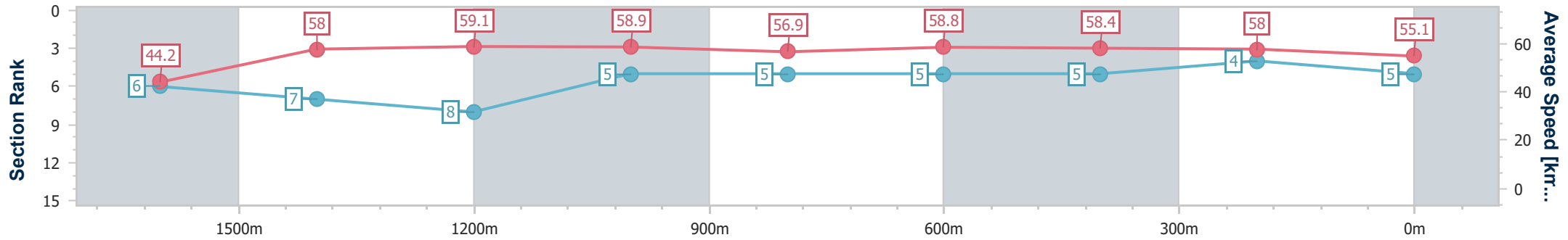


Toowoomba QLD Professional  
 Race 5: WHOLESALE HORSEWEAR HOUSE BENCHMARK 62  
 Handicap - 1890m  
 18 May 2024 - 19:11



Track Rating: Soft 5 , Weather: Fine, Rail Position: +1m Entire

Section	Overall	1600m	1400m	1200m	1000m	800m	600m	400m	200m
Section Times	2:03.94 [5] (0:23.48)	1:40.46 [6] (0:12.48)	1:27.98 [7] (0:12.49)	1:15.49 [8] (0:12.29)	1:03.20 [5] (0:12.83)	0:50.37 [5] (0:12.35)	0:38.02 [5] (0:12.47)	0:25.55 [5] (0:12.54)	0:13.01 [4] (0:13.01)
Average Speed [km/h]	44.2	58.0	59.1	58.9	56.9	58.8	58.4	58.0	55.1
Top Speed [km/h]	58.8	59.8	61.3	62.2	58.5	59.6	59.3	58.8	57.5
Avg. Dist. to Rail [m]	7.3	2.0	4.2	5.0	4.5	2.8	2.4	3.1	5.3
Avg. Stride Freq. [Hz]	2.1	2.2	2.2	2.2	2.2	2.2	2.2	2.3	2.2
Avg. Stride Length [m]	5.9	7.5	7.5	7.3	7.2	7.3	7.2	7.1	6.9



- [ ] Ranking at each section and finish
- .-.- No data available at this section
- NA No data available



Horse/Jockey Name	Winston Blue
Final Rank	6
Fastest Section Time (Section)	0:12.27 (1400m)
Top Speed [km/h] (Section)	62.0 (1200m)
Race State	Finished

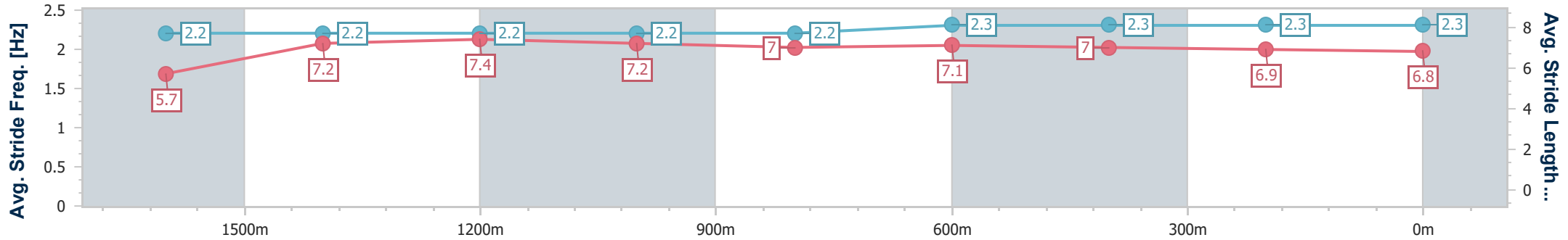
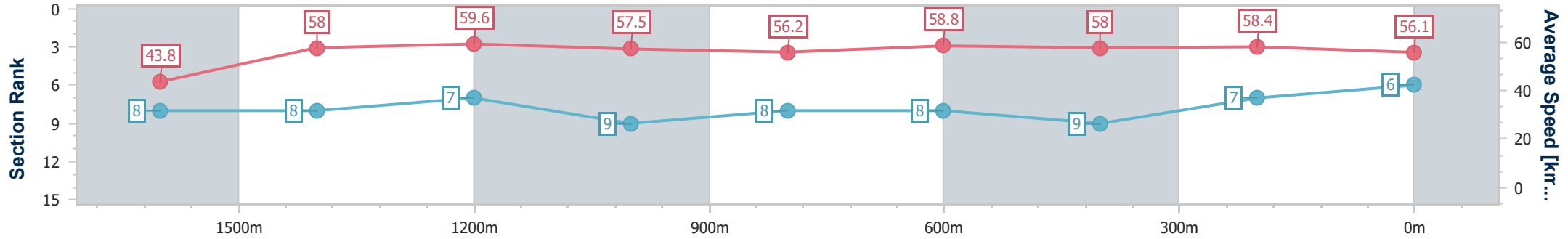


Toowoomba QLD Professional  
 Race 5: WHOLESALE HORSEWEAR HOUSE BENCHMARK 62  
 Handicap - 1890m  
 18 May 2024 - 19:11



Track Rating: Soft 5 , Weather: Fine, Rail Position: +1m Entire

Section	Overall	1600m	1400m	1200m	1000m	800m	600m	400m	200m
Section Times	2:04.21 [6] (0:23.73)	1:40.48 [8] (0:12.42)	1:28.06 [8] (0:12.27)	1:15.79 [7] (0:12.59)	1:03.20 [9] (0:12.90)	0:50.30 [8] (0:12.38)	0:37.92 [8] (0:12.68)	0:25.24 [9] (0:12.45)	0:12.79 [7] (0:12.79)
Average Speed [km/h]	43.8	58.0	59.6	57.5	56.2	58.8	58.0	58.4	56.1
Top Speed [km/h]	57.6	60.4	61.9	62.0	58.1	59.9	60.0	59.2	58.6
Avg. Dist. to Rail [m]	7.2	1.1	3.3	3.3	2.8	3.0	3.7	2.7	3.9
Avg. Stride Freq. [Hz]	2.2	2.2	2.2	2.2	2.2	2.3	2.3	2.3	2.3
Avg. Stride Length [m]	5.7	7.2	7.4	7.2	7.0	7.1	7.0	6.9	6.8



- [ ] Ranking at each section and finish
- .-.- No data available at this section
- NA No data available



Horse/Jockey Name	Zou Zouamore
Final Rank	7
Fastest Section Time (Section)	0:12.30 (1200m)
Top Speed [km/h] (Section)	60.7 (1200m)
Race State	Finished

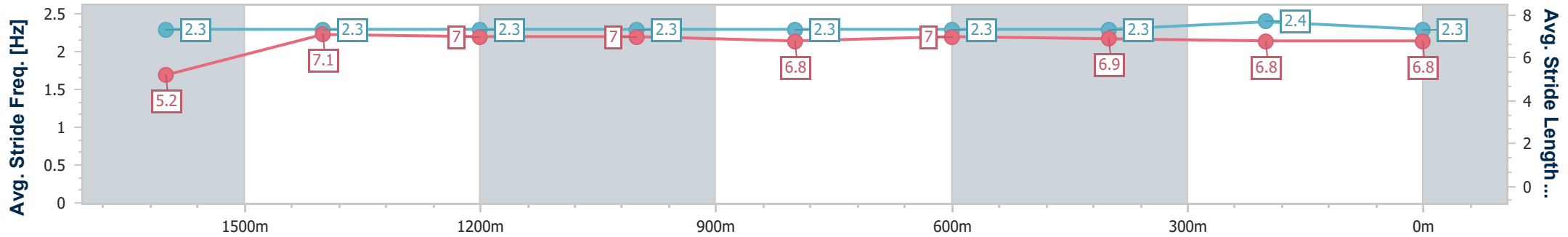
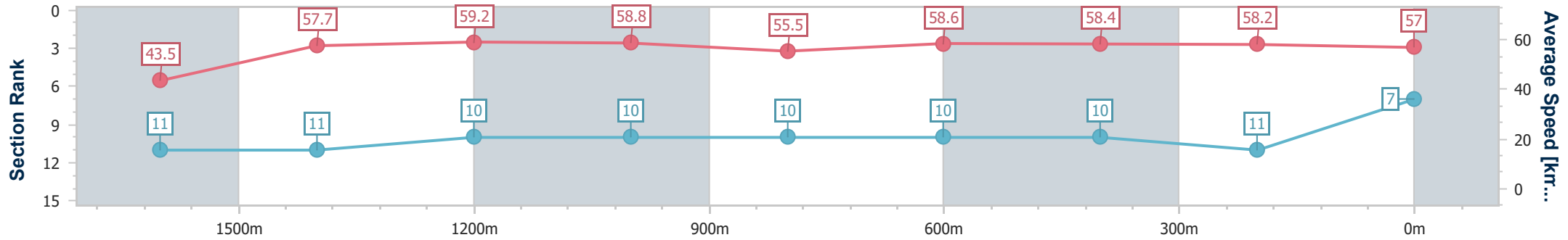


Toowoomba QLD Professional  
 Race 5: WHOLESALE HORSEWEAR HOUSE BENCHMARK 62  
 Handicap - 1890m  
 18 May 2024 - 19:11



Track Rating: Soft 5 , Weather: Fine, Rail Position: +1m Entire

Section	Overall	1600m	1400m	1200m	1000m	800m	600m	400m	200m
Section Times	2:04.30 [7] (0:23.86)	1:40.44 [11] (0:12.48)	1:27.96 [11] (0:12.40)	1:15.56 [10] (0:12.30)	1:03.26 [10] (0:13.07)	0:50.19 [10] (0:12.36)	0:37.83 [10] (0:12.62)	0:25.21 [10] (0:12.56)	0:12.65 [11] (0:12.65)
Average Speed [km/h]	43.5	57.7	59.2	58.8	55.5	58.6	58.4	58.2	57.0
Top Speed [km/h]	60.6	60.5	60.5	60.7	57.9	60.3	59.8	59.1	59.1
Avg. Dist. to Rail [m]	6.2	1.2	2.8	3.9	2.3	2.9	4.2	4.4	4.5
Avg. Stride Freq. [Hz]	2.3	2.3	2.3	2.3	2.3	2.3	2.3	2.4	2.3
Avg. Stride Length [m]	5.2	7.1	7.0	7.0	6.8	7.0	6.9	6.8	6.8



- [ ] Ranking at each section and finish
- .-.- No data available at this section
- NA No data available



Horse/Jockey Name	Calm Buckle
Final Rank	8
Fastest Section Time (Section)	0:12.17 (1400m)
Top Speed [km/h] (Section)	62.4 (1400m)
Race State	Finished

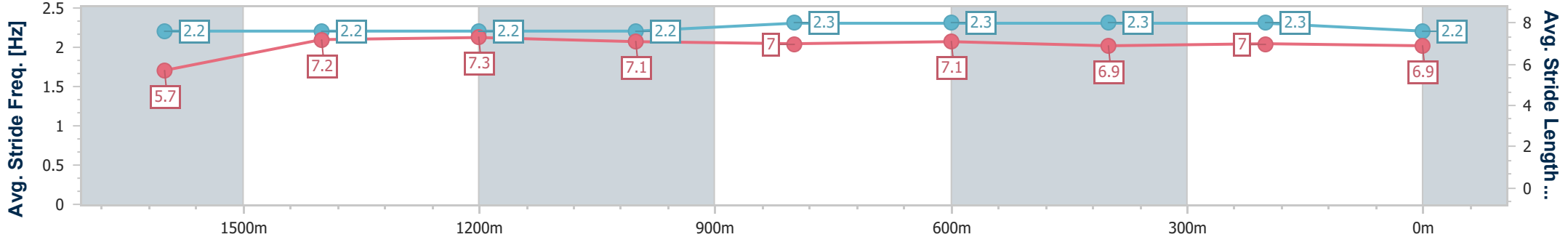
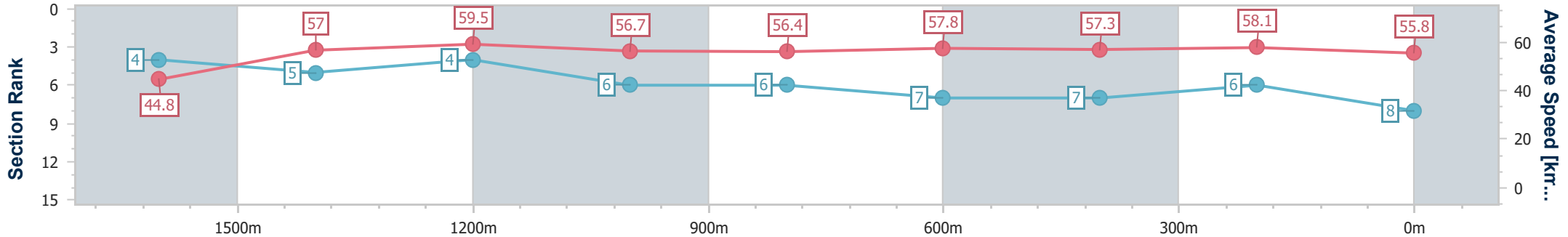


Toowoomba QLD Professional  
 Race 5: WHOLESALE HORSEWEAR HOUSE BENCHMARK 62  
 Handicap - 1890m  
 18 May 2024 - 19:11



Track Rating: Soft 5 , Weather: Fine, Rail Position: +1m Entire

Section	Overall	1600m	1400m	1200m	1000m	800m	600m	400m	200m
Section Times	2:04.30 [8] (0:23.24)	1:41.06 [4] (0:12.67)	1:28.39 [5] (0:12.17)	1:16.22 [4] (0:12.77)	1:03.45 [6] (0:12.87)	0:50.58 [6] (0:12.53)	0:38.05 [7] (0:12.66)	0:25.39 [7] (0:12.48)	0:12.91 [6] (0:12.91)
Average Speed [km/h]	44.8	57.0	59.5	56.7	56.4	57.8	57.3	58.1	55.8
Top Speed [km/h]	59.3	58.2	62.4	61.8	58.3	58.3	58.6	59.0	57.4
Avg. Dist. to Rail [m]	4.6	0.7	1.6	3.4	2.9	1.3	1.7	1.3	0.6
Avg. Stride Freq. [Hz]	2.2	2.2	2.2	2.2	2.3	2.3	2.3	2.3	2.2
Avg. Stride Length [m]	5.7	7.2	7.3	7.1	7.0	7.1	6.9	7.0	6.9



- [ ] Ranking at each section and finish
- .-.- No data available at this section
- NA No data available



Horse/Jockey Name	Mikki Eight
Final Rank	9
Fastest Section Time (Section)	0:12.28 (800m)
Top Speed [km/h] (Section)	60.8 (1200m)
Race State	Finished

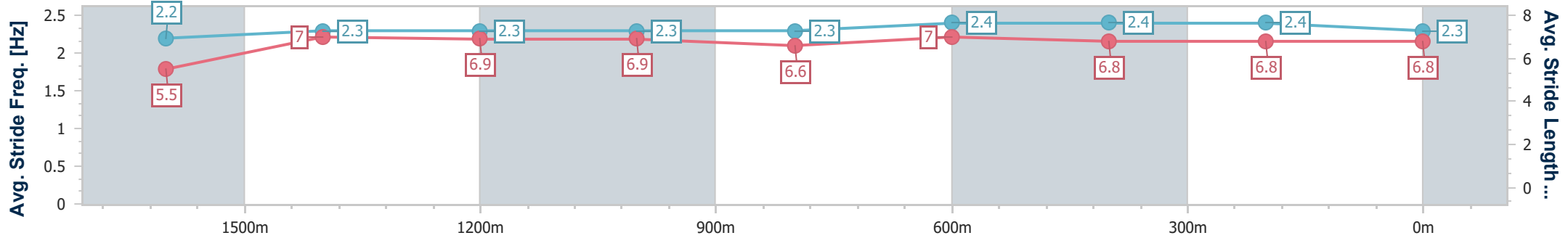
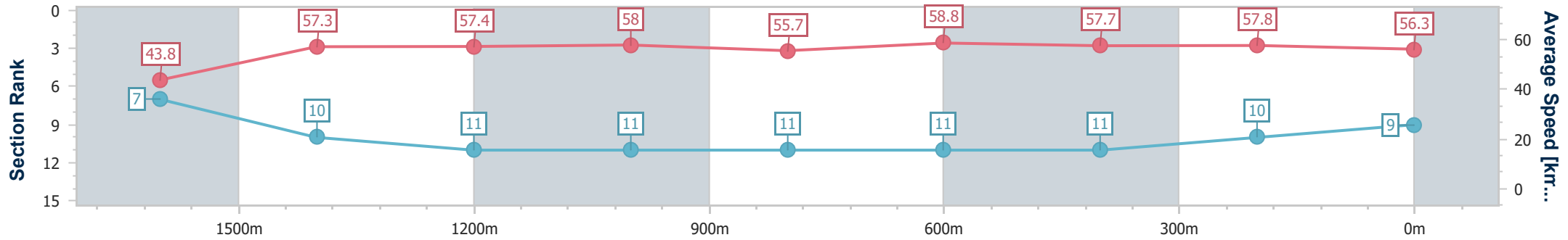


Toowoomba QLD Professional  
 Race 5: WHOLESALE HORSEWEAR HOUSE BENCHMARK 62  
 Handicap - 1890m  
 18 May 2024 - 19:11



Track Rating: Soft 5 , Weather: Fine, Rail Position: +1m Entire

Section	Overall	1600m	1400m	1200m	1000m	800m	600m	400m	200m				
Section Times	2:04.40 [9] (0:23.66)	1:40.74 [7] (0:12.56)	1:28.18 [10] (0:12.62)	1:15.56 [11] (0:12.49)	1:03.07 [11] (0:12.97)	0:50.10 [11] (0:12.28)	0:37.82 [11] (0:12.61)	0:25.21 [11] (0:12.43)	0:12.78 [10] (0:12.78)				
Average Speed [km/h]	43.8	57.3	57.4	58.0	55.7	58.8	57.7	57.8	56.3				
Top Speed [km/h]	59.7	59.5	59.1	60.8	58.0	60.5	59.9	58.7	58.7				
Avg. Dist. to Rail [m]	5.9	0.5	1.6	2.8	1.9	1.0	1.4	0.2	0.6				
Avg. Stride Freq. [Hz]	2.2	2.3	2.3	2.3	2.3	2.4	2.4	2.4	2.3				
Avg. Stride Length [m]	5.5	7.0	6.9	6.9	6.6	7.0	6.8	6.8	6.8				



- [ ] Ranking at each section and finish
- .-.- No data available at this section
- NA No data available



Horse/Jockey Name	Clear Blonde
Final Rank	10
Fastest Section Time (Section)	0:12.37 (1400m)
Top Speed [km/h] (Section)	60.4 (1200m)
Race State	Finished

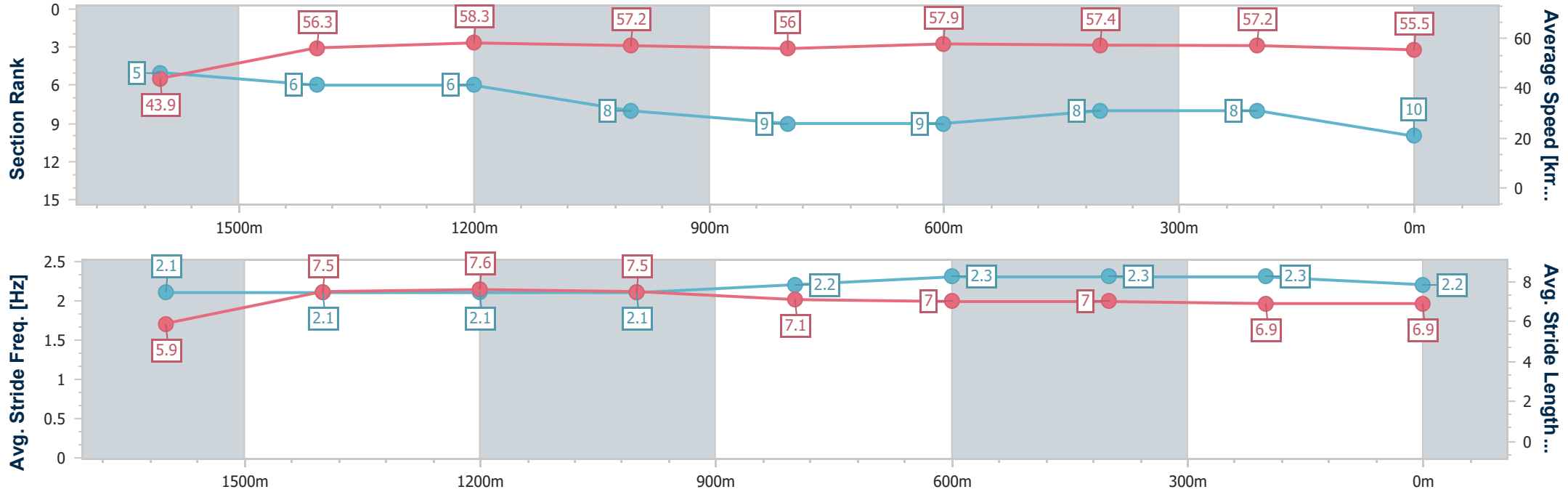


Toowoomba QLD Professional  
 Race 5: WHOLESALE HORSEWEAR HOUSE BENCHMARK 62  
 Handicap - 1890m  
 18 May 2024 - 19:11



Track Rating: Soft 5 , Weather: Fine, Rail Position: +1m Entire

Section	Overall	1600m	1400m	1200m	1000m	800m	600m	400m	200m
Section Times	2:04.46 [10] (0:23.31)	1:41.15 [5] (0:12.61)	1:28.54 [6] (0:12.37)	1:16.17 [6] (0:12.67)	1:03.50 [8] (0:12.97)	0:50.53 [9] (0:12.46)	0:38.07 [9] (0:12.58)	0:25.49 [8] (0:12.52)	0:12.97 [8] (0:12.97)
Average Speed [km/h]	43.9	56.3	58.3	57.2	56.0	57.9	57.4	57.2	55.5
Top Speed [km/h]	58.4	58.3	60.1	60.4	57.1	59.6	59.3	58.3	56.5
Avg. Dist. to Rail [m]	8.6	3.1	1.3	3.1	2.6	0.4	0.3	0.6	0.9
Avg. Stride Freq. [Hz]	2.1	2.1	2.1	2.1	2.2	2.3	2.3	2.3	2.2
Avg. Stride Length [m]	5.9	7.5	7.6	7.5	7.1	7.0	7.0	6.9	6.9



- [ ] Ranking at each section and finish
- .-.- No data available at this section
- NA No data available



Horse/Jockey Name	Nitroglycerine
Final Rank	11
Fastest Section Time (Section)	0:12.32 (800m)
Top Speed [km/h] (Section)	60.2 (1200m)
Race State	Finished

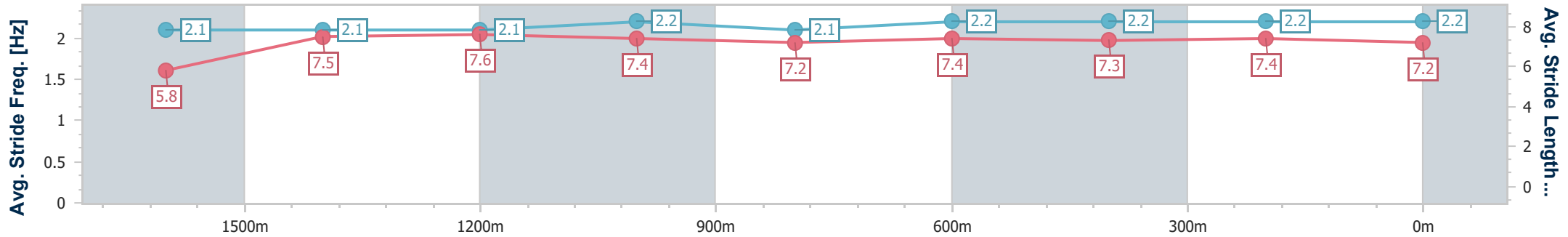
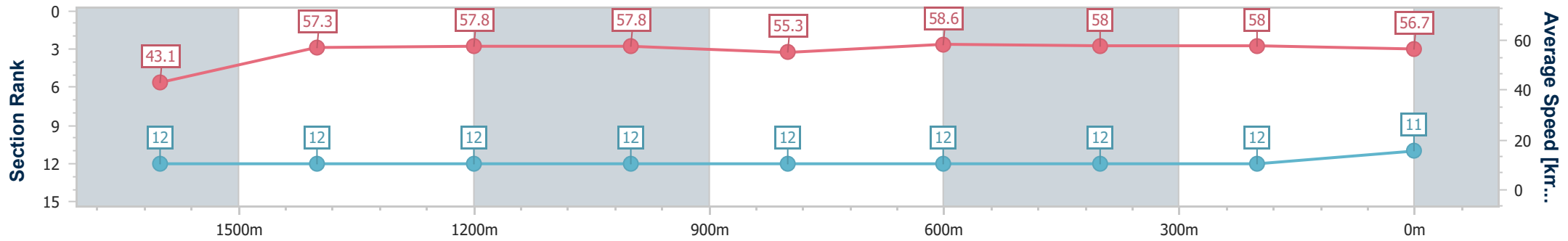


Toowoomba QLD Professional  
 Race 5: WHOLESALE HORSEWEAR HOUSE BENCHMARK 62  
 Handicap - 1890m  
 18 May 2024 - 19:11



Track Rating: Soft 5 , Weather: Fine, Rail Position: +1m Entire

Section	Overall	1600m	1400m	1200m	1000m	800m	600m	400m	200m				
Section Times	2:04.65 [11] (0:24.02)	1:40.63 [12] (0:12.57)	1:28.06 [12] (0:12.47)	1:15.59 [12] (0:12.49)	1:03.10 [12] (0:13.10)	0:50.00 [12] (0:12.32)	0:37.68 [12] (0:12.43)	0:25.25 [12] (0:12.57)	0:12.68 [12] (0:12.68)				
Average Speed [km/h]	43.1	57.3	57.8	57.8	55.3	58.6	58.0	58.0	56.7				
Top Speed [km/h]	58.2	58.8	59.2	60.2	57.4	60.1	60.0	58.4	58.4				
Avg. Dist. to Rail [m]	5.0	0.5	0.8	1.9	2.3	0.8	0.9	2.9	4.6				
Avg. Stride Freq. [Hz]	2.1	2.1	2.1	2.2	2.1	2.2	2.2	2.2	2.2				
Avg. Stride Length [m]	5.8	7.5	7.6	7.4	7.2	7.4	7.3	7.4	7.2				



- [ ] Ranking at each section and finish
- .-.- No data available at this section
- NA No data available



Horse/Jockey Name	Mantinello
Final Rank	12
Fastest Section Time (Section)	0:12.31 (800m)
Top Speed [km/h] (Section)	62.2 (1200m)
Race State	Finished

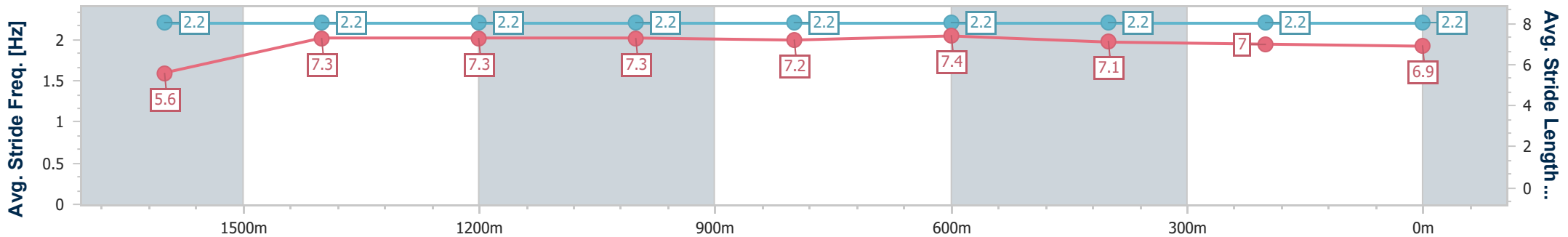
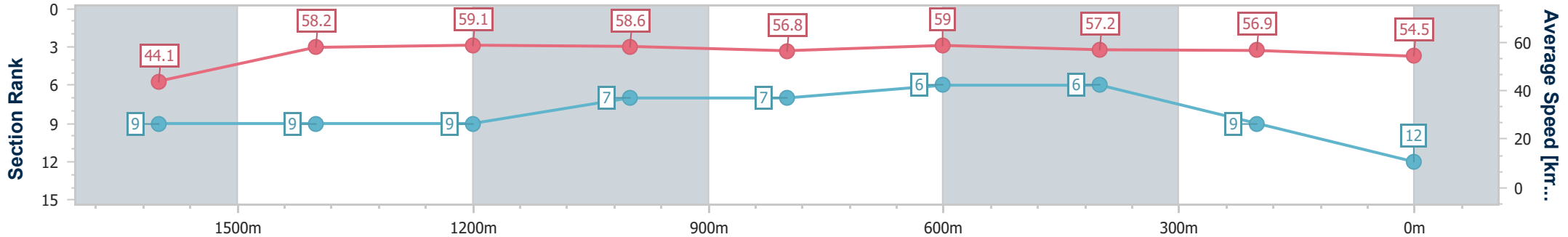


Toowoomba QLD Professional  
 Race 5: WHOLESALE HORSEWEAR HOUSE BENCHMARK 62  
 Handicap - 1890m  
 18 May 2024 - 19:11



Track Rating: Soft 5 , Weather: Fine, Rail Position: +1m Entire

Section	Overall	1600m	1400m	1200m	1000m	800m	600m	400m	200m
Section Times	2:04.74 [12] (0:23.76)	1:40.98 [9] (0:12.41)	1:28.57 [9] (0:12.45)	1:16.12 [9] (0:12.33)	1:03.79 [7] (0:12.80)	0:50.99 [7] (0:12.31)	0:38.68 [6] (0:12.73)	0:25.95 [6] (0:12.72)	0:13.23 [9] (0:13.23)
Average Speed [km/h]	44.1	58.2	59.1	58.6	56.8	59.0	57.2	56.9	54.5
Top Speed [km/h]	58.0	60.1	60.8	62.2	58.6	59.9	59.1	57.9	57.4
Avg. Dist. to Rail [m]	5.5	1.9	3.5	3.7	3.2	2.2	2.5	1.8	2.9
Avg. Stride Freq. [Hz]	2.2	2.2	2.2	2.2	2.2	2.2	2.2	2.2	2.2
Avg. Stride Length [m]	5.6	7.3	7.3	7.3	7.2	7.4	7.1	7.0	6.9



- [ ] Ranking at each section and finish
- .-.- No data available at this section
- NA No data available