



Toowoomba QLD Professional

Race 4: LIVEWIRED ELECTRICAL Class 2 Handicap - 1000m

18 May 2024 - 18:35



Track Rating: Soft 5 , Weather: Fine, Rail Position: +1m Entire

Section											Last 600m		
Field Times		Overall	800m	600m	400m	200m						0:36.75	
		1:01.31 (0:13.54)	0:47.77 (0:11.02)	0:36.75 (0:11.65)	0:25.10 (0:12.27)	0:12.83 (0:12.83)							
Rank	TAB	Horse/Jockey	Barrier	Top Speed [km/h]	Fastest Section						Margin	Distance Travelled [m]	
1	10	ORTHIE'S GIRLS Dan McGillivray	7	67.5 800m	0:11.06 800m	1:01.31 [1] (0:14.08)	0:47.23 [6] (0:11.06)	0:36.17 [4] (0:11.64)	0:24.53 [4] (0:12.05)	0:12.48 [3] (0:12.48)	1:01.31	0:36.17	
2	16	DUCHESS BREE Nathan Evans	17	65.0 800m	0:11.08 800m	1:01.38 [2] (0:14.79)	0:46.59 [12] (0:11.08)	0:35.51 [12] (0:11.61)	0:23.90 [12] (0:12.05)	0:11.85 [10] (0:11.85)	0.4L	0:35.51	-5
3	13	FIVE STAR VIXEN Jai Williams	3	67.1 800m	0:11.02 800m	1:01.39 [3] (0:13.54)	0:47.85 [1] (0:11.02)	0:36.83 [1] (0:11.65)	0:25.18 [1] (0:12.27)	0:12.91 [1] (0:12.91)	0.5L	0:36.83	-7
4	15	TISANI EMPEROR Nozi Tomizawa	4	66.0 Overall	0:11.17 800m	1:01.40 [4] (0:13.99)	0:47.41 [4] (0:11.17)	0:36.24 [5] (0:11.72)	0:24.52 [5] (0:12.15)	0:12.37 [5] (0:12.37)	0.6L	0:36.24	-9
5	6	BUCKALTUS Luke Tarrant	5	68.0 800m	0:11.03 800m	1:01.46 [5] (0:13.88)	0:47.58 [3] (0:11.03)	0:36.55 [2] (0:11.78)	0:24.77 [2] (0:12.08)	0:12.69 [2] (0:12.69)	0.8L	0:36.55	-3
6	14	LES GIRLS Emily Lang	13	66.6 800m	0:11.06 800m	1:01.76 [6] (0:14.23)	0:47.53 [8] (0:11.06)	0:36.47 [7] (0:11.71)	0:24.76 [6] (0:12.12)	0:12.64 [7] (0:12.64)	2.6L	0:36.47	+1
7	1	RIVER DANZKA Georgina Cartwright	9	67.1 Overall	0:11.00 800m	1:01.77 [7] (0:14.54)	0:47.23 [11] (0:11.00)	0:36.23 [10] (0:11.51)	0:24.72 [7] (0:12.05)	0:12.67 [6] (0:12.67)	2.7L	0:36.23	-4
8	3	OUR RED PLANET Madeleine Wishart	8	66.8 800m	0:11.21 800m	1:01.78 [8] (0:14.49)	0:47.29 [10] (0:11.21)	0:36.08 [11] (0:11.75)	0:24.33 [11] (0:11.98)	0:12.35 [8] (0:12.35)	2.8L	0:36.08	-4
9	7	ZOUTHUR Karl Zechner	15	67.4 800m	0:11.06 800m	1:01.85 [9] (0:14.47)	0:47.38 [9] (0:11.06)	0:36.32 [9] (0:11.79)	0:24.53 [9] (0:12.14)	0:12.39 [9] (0:12.39)	3.1L	0:36.32	-1
10	11	RHUMB LINE Justin Huxtable	2	67.2 800m	0:11.17 800m	1:01.99 [10] (0:13.77)	0:48.22 [2] (0:11.17)	0:37.05 [3] (0:11.77)	0:25.28 [3] (0:12.26)	0:13.02 [4] (0:13.02)	3.9L	0:37.05	-6

Scratched: Swanic Boom (#17), Set To Shine (#4), Affinity Flyer (#5), Beau Witness (#8), Kernel Boom (#2)

Report Created: Sat 18 May 2024 18:56 GMT+10 (Note: Timing is based on position data)

Page 1/14

[] Ranking at each section and finish
 -:-:- No data available at this section
 NA No data available

SCN Saddle cloth number
 DNF Did not finish
 DNT Did not track

data processed by TRIPLESDATA



Toowoomba QLD Professional

Race 4: LIVEWIRED ELECTRICAL Class 2 Handicap - 1000m

18 May 2024 - 18:35



Track Rating: Soft 5 , Weather: Fine, Rail Position: +1m Entire

Section		Overall	800m	600m	400m	200m	Last 600m					
Field Times		1:01.31 (0:13.54)	0:47.77 (0:11.02)	0:36.75 (0:11.65)	0:25.10 (0:12.27)	0:12.83 (0:12.83)	0:36.75					
Rank	TAB Horse/Jockey	Barrier	Top Speed [km/h]	Fastest Section	Margin					Distance Travelled [m]		
11	12 ASGOODASYOUGETT Kenji Yoshida	6	66.1 Overall	0:11.29 800m	1:02.82 [11] (0:14.17)	0:48.65 [7] (0:11.29)	0:37.36 [8] (0:11.94)	0:25.42 [10] (0:12.15)	0:13.27 [11] (0:13.27)	8.7L	0:37.36	-9
12	9 INATICK Olivia Webb	11	66.0 800m	0:11.27 800m	1:03.04 [12] (0:14.01)	0:49.03 [5] (0:11.27)	0:37.76 [6] (0:12.02)	0:25.74 [8] (0:12.37)	0:13.37 [12] (0:13.37)	10L	0:37.76	+5

Scratched: Swanic Boom (#17), Set To Shine (#4), Affinity Flyer (#5), Beau Witness (#8), Kernel Boom (#2)

[] Ranking at each section and finish
 -:-:- No data available at this section
 NA No data available

SCN Saddle cloth number
 DNF Did not finish
 DNT Did not track



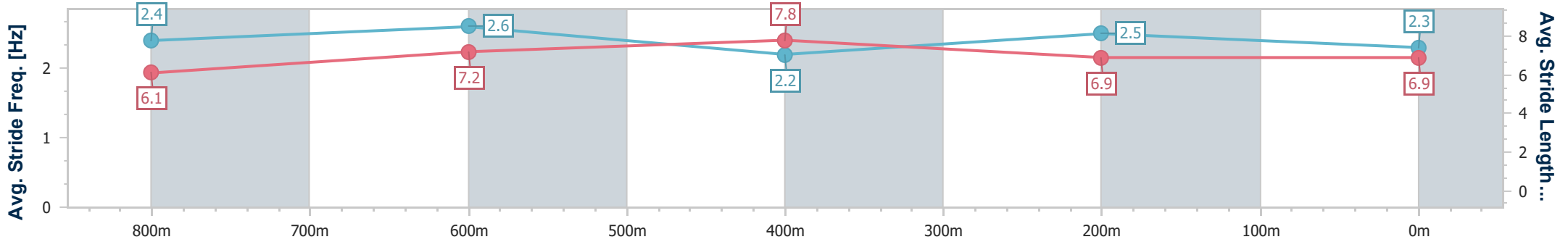
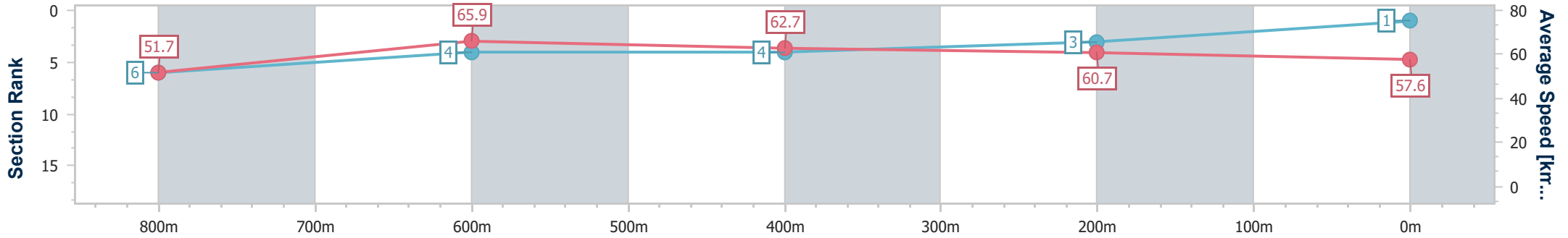
Horse/Jockey Name	Orthie's Girls
Final Rank	1
Fastest Section Time (Section)	0:11.06 (800m)
Top Speed [km/h] (Section)	67.5 (800m)
Race State	Finished



Toowoomba QLD Professional
 Race 4: LIVEWIRED ELECTRICAL Class 2 Handicap - 1000m
 18 May 2024 - 18:35
 Track Rating: Soft 5 , Weather: Fine, Rail Position: +1m Entire



Section	Overall	800m	600m	400m	200m
Section Times	1:01.31 [1] (0:14.08)	0:47.23 [6] (0:11.06)	0:36.17 [4] (0:11.64)	0:24.53 [4] (0:12.05)	0:12.48 [3] (0:12.48)
Average Speed [km/h]	51.7	65.9	62.7	60.7	57.6
Top Speed [km/h]	66.6	67.5	64.2	61.5	59.5
Avg. Dist. to Rail [m]	6.8	3.0	2.6	3.9	3.4
Avg. Stride Freq. [Hz]	2.4	2.6	2.2	2.5	2.3
Avg. Stride Length [m]	6.1	7.2	7.8	6.9	6.9



- [] Ranking at each section and finish
- .-.- No data available at this section
- NA No data available



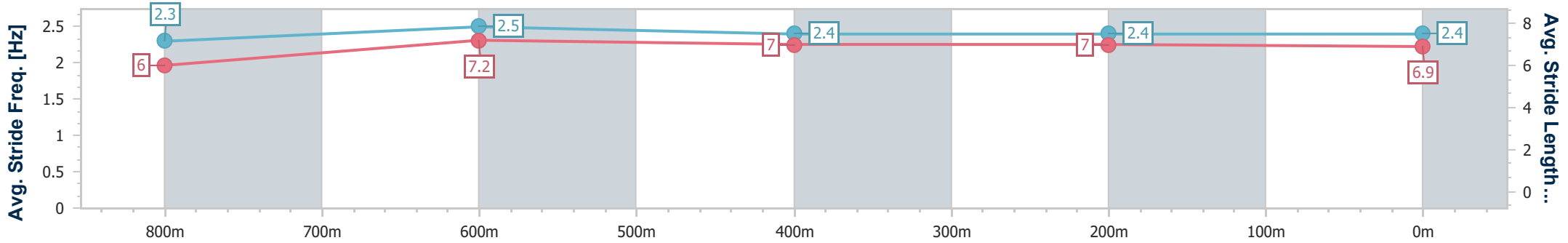
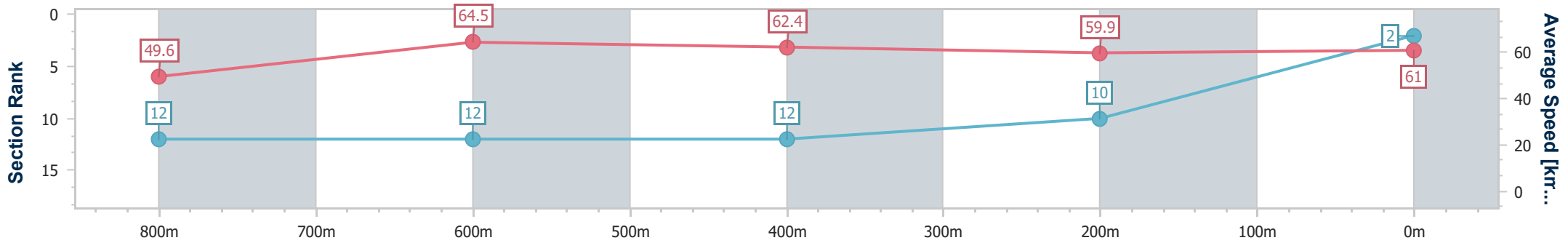
Horse/Jockey Name	Duchess Bree
Final Rank	2
Fastest Section Time (Section)	0:11.08 (800m)
Top Speed [km/h] (Section)	65.0 (800m)
Race State	Finished



Toowoomba QLD Professional
 Race 4: LIVEWIRED ELECTRICAL Class 2 Handicap - 1000m
 18 May 2024 - 18:35
 Track Rating: Soft 5 , Weather: Fine, Rail Position: +1m Entire



Section	Overall	800m	600m	400m	200m
Section Times	1:01.38 [2] (0:14.79)	0:46.59 [12] (0:11.08)	0:35.51 [12] (0:11.61)	0:23.90 [12] (0:12.05)	0:11.85 [10] (0:11.85)
Average Speed [km/h]	49.6	64.5	62.4	59.9	61.0
Top Speed [km/h]	64.9	65.0	64.5	61.5	62.2
Avg. Dist. to Rail [m]	9.8	0.8	0.5	1.1	2.2
Avg. Stride Freq. [Hz]	2.3	2.5	2.4	2.4	2.4
Avg. Stride Length [m]	6.0	7.2	7.0	7.0	6.9



- [] Ranking at each section and finish
- .-.- No data available at this section
- NA No data available



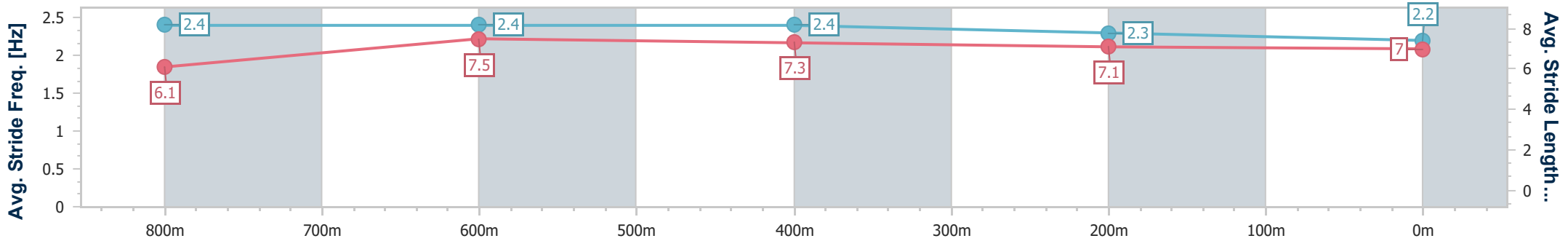
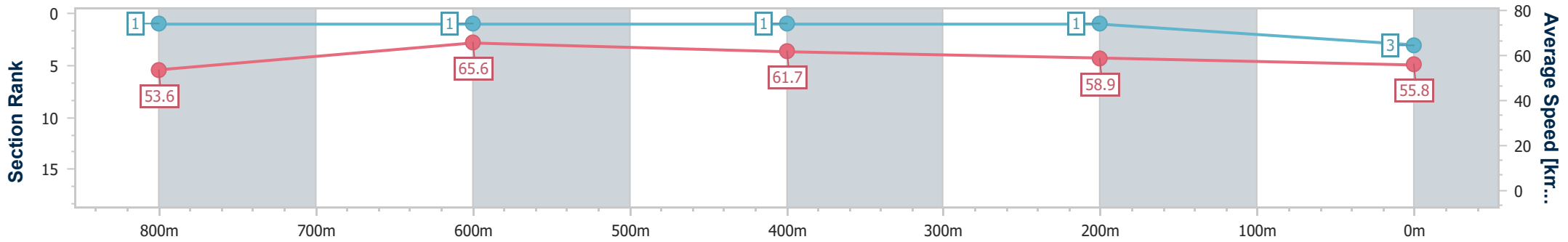
Horse/Jockey Name	Five Star Vixen
Final Rank	3
Fastest Section Time (Section)	0:11.02 (800m)
Top Speed [km/h] (Section)	67.1 (800m)
Race State	Finished



Toowoomba QLD Professional
 Race 4: LIVEWIRED ELECTRICAL Class 2 Handicap - 1000m
 18 May 2024 - 18:35
 Track Rating: Soft 5 , Weather: Fine, Rail Position: +1m Entire



Section	Overall	800m	600m	400m	200m
Section Times	1:01.39 [3] (0:13.54)	0:47.85 [1] (0:11.02)	0:36.83 [1] (0:11.65)	0:25.18 [1] (0:12.27)	0:12.91 [1] (0:12.91)
Average Speed [km/h]	53.6	65.6	61.7	58.9	55.8
Top Speed [km/h]	66.9	67.1	64.0	61.1	56.9
Avg. Dist. to Rail [m]	2.4	1.3	0.2	0.4	1.9
Avg. Stride Freq. [Hz]	2.4	2.4	2.4	2.3	2.2
Avg. Stride Length [m]	6.1	7.5	7.3	7.1	7.0



- [] Ranking at each section and finish
- .-.-.- No data available at this section
- NA No data available



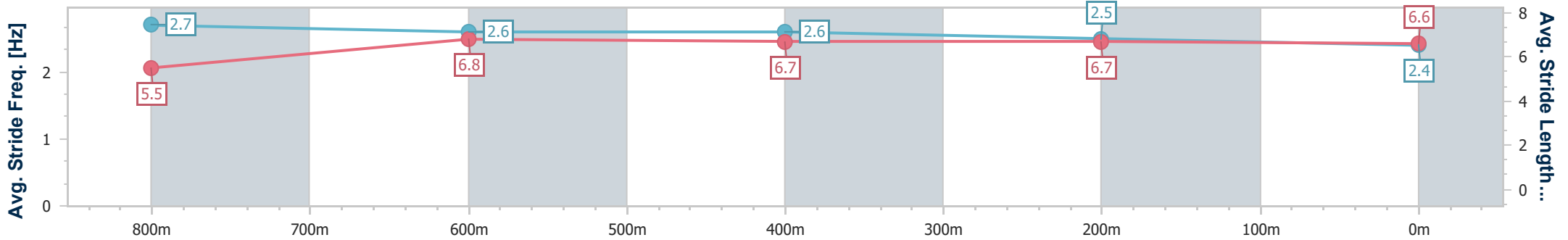
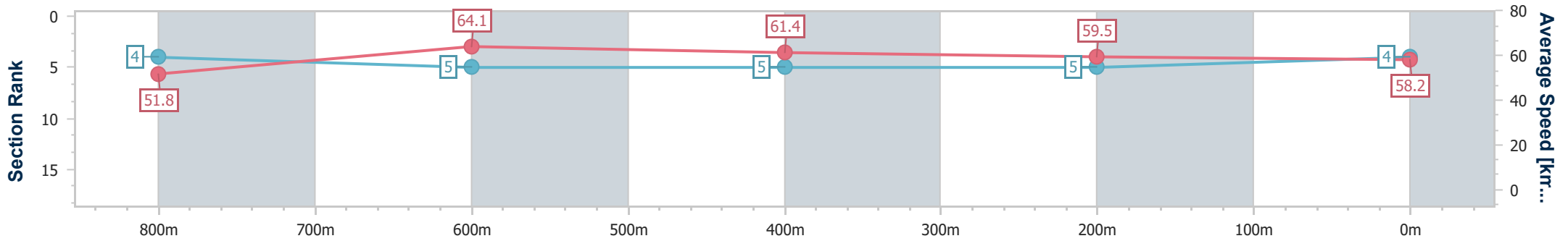
Horse/Jockey Name	Tisani Emperor
Final Rank	4
Fastest Section Time (Section)	0:11.17 (800m)
Top Speed [km/h] (Section)	66.0 (Overall)
Race State	Finished



Toowoomba QLD Professional
 Race 4: LIVEWIRED ELECTRICAL Class 2 Handicap - 1000m
 18 May 2024 - 18:35
 Track Rating: Soft 5 , Weather: Fine, Rail Position: +1m Entire



Section	Overall	800m	600m	400m	200m
Section Times	1:01.40 [4] (0:13.99)	0:47.41 [4] (0:11.17)	0:36.24 [5] (0:11.72)	0:24.52 [5] (0:12.15)	0:12.37 [5] (0:12.37)
Average Speed [km/h]	51.8	64.1	61.4	59.5	58.2
Top Speed [km/h]	66.0	65.9	63.7	60.8	59.9
Avg. Dist. to Rail [m]	3.1	0.9	0.6	1.0	3.2
Avg. Stride Freq. [Hz]	2.7	2.6	2.6	2.5	2.4
Avg. Stride Length [m]	5.5	6.8	6.7	6.7	6.6



- [] Ranking at each section and finish
- .-.- No data available at this section
- NA No data available



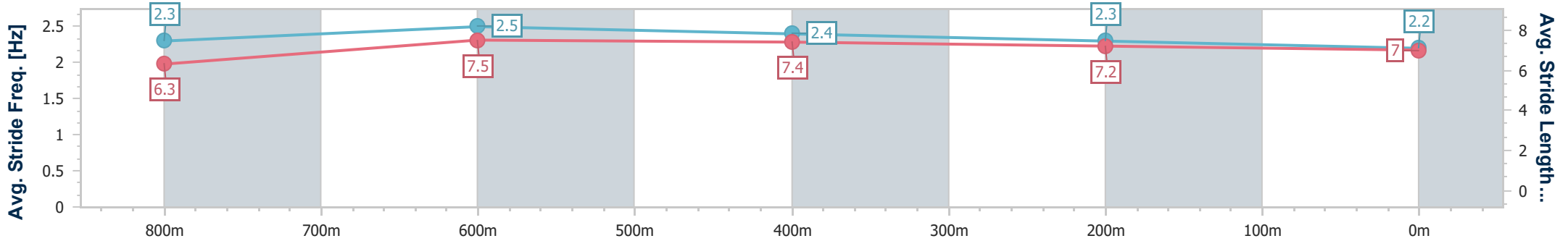
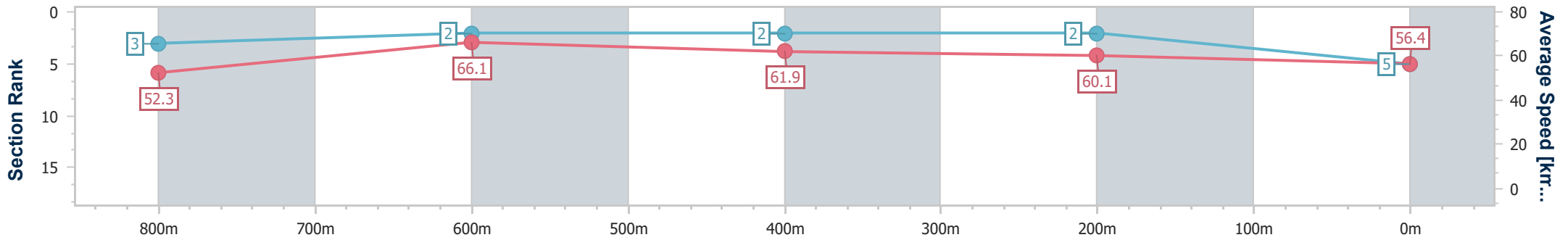
Horse/Jockey Name	Buckaltius
Final Rank	5
Fastest Section Time (Section)	0:11.03 (800m)
Top Speed [km/h] (Section)	68.0 (800m)
Race State	Finished



Toowoomba QLD Professional
 Race 4: LIVEWIRED ELECTRICAL Class 2 Handicap - 1000m
 18 May 2024 - 18:35
 Track Rating: Soft 5 , Weather: Fine, Rail Position: +1m Entire



Section	Overall	800m	600m	400m	200m
Section Times	1:01.46 [5] (0:13.88)	0:47.58 [3] (0:11.03)	0:36.55 [2] (0:11.78)	0:24.77 [2] (0:12.08)	0:12.69 [2] (0:12.69)
Average Speed [km/h]	52.3	66.1	61.9	60.1	56.4
Top Speed [km/h]	66.6	68.0	65.2	61.1	58.3
Avg. Dist. to Rail [m]	4.6	2.6	2.6	1.9	0.9
Avg. Stride Freq. [Hz]	2.3	2.5	2.4	2.3	2.2
Avg. Stride Length [m]	6.3	7.5	7.4	7.2	7.0



- [] Ranking at each section and finish
- .-.- No data available at this section
- NA No data available



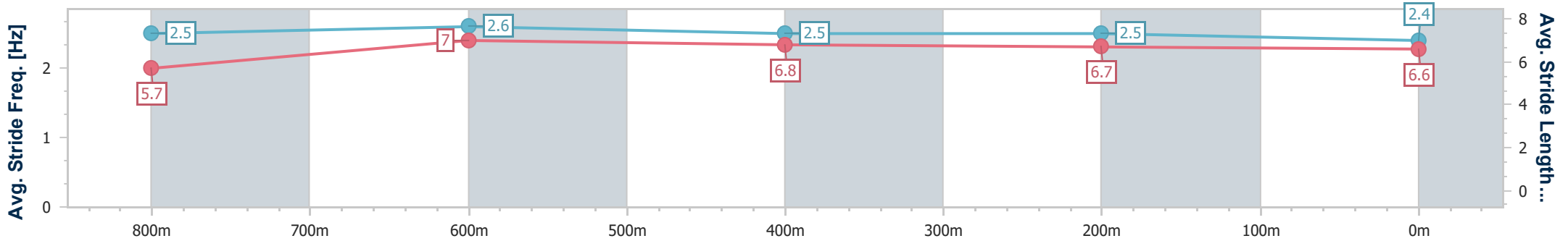
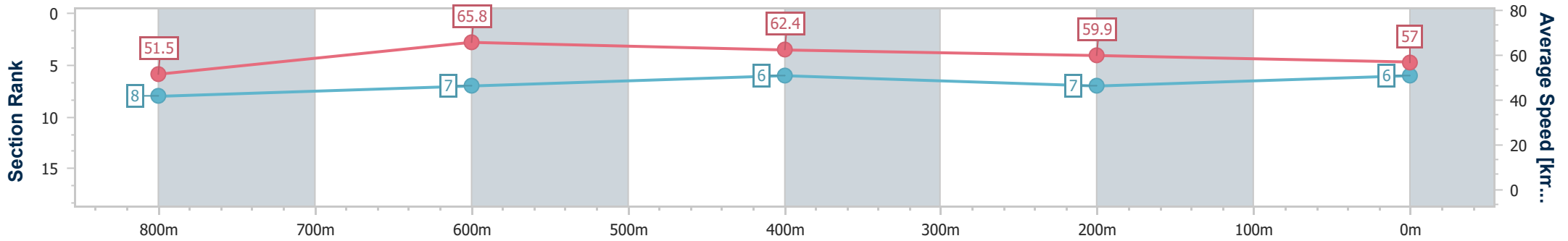
Horse/Jockey Name	Les Girls
Final Rank	6
Fastest Section Time (Section)	0:11.06 (800m)
Top Speed [km/h] (Section)	66.6 (800m)
Race State	Finished



Toowoomba QLD Professional
 Race 4: LIVEWIRED ELECTRICAL Class 2 Handicap - 1000m
 18 May 2024 - 18:35
 Track Rating: Soft 5 , Weather: Fine, Rail Position: +1m Entire



Section	Overall	800m	600m	400m	200m
Section Times	1:01.76 [6] (0:14.23)	0:47.53 [8] (0:11.06)	0:36.47 [7] (0:11.71)	0:24.76 [6] (0:12.12)	0:12.64 [7] (0:12.64)
Average Speed [km/h]	51.5	65.8	62.4	59.9	57.0
Top Speed [km/h]	65.8	66.6	65.6	61.1	60.0
Avg. Dist. to Rail [m]	7.7	2.7	2.8	3.3	5.5
Avg. Stride Freq. [Hz]	2.5	2.6	2.5	2.5	2.4
Avg. Stride Length [m]	5.7	7.0	6.8	6.7	6.6



- [] Ranking at each section and finish
- .-.- No data available at this section
- NA No data available



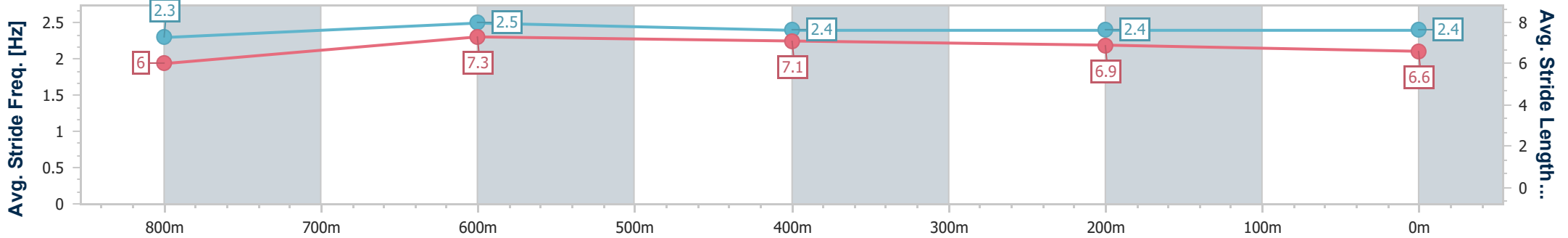
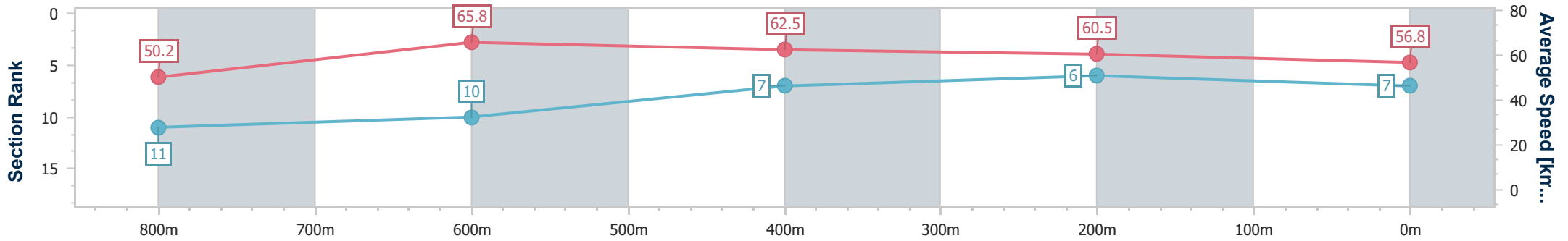
Horse/Jockey Name	River Danzka
Final Rank	7
Fastest Section Time (Section)	0:11.00 (800m)
Top Speed [km/h] (Section)	67.1 (Overall)
Race State	Finished



Toowoomba QLD Professional
 Race 4: LIVEWIRED ELECTRICAL Class 2 Handicap - 1000m
 18 May 2024 - 18:35
 Track Rating: Soft 5 , Weather: Fine, Rail Position: +1m Entire



Section	Overall	800m	600m	400m	200m
Section Times	1:01.77 [7] (0:14.54)	0:47.23 [11] (0:11.00)	0:36.23 [10] (0:11.51)	0:24.72 [7] (0:12.05)	0:12.67 [6] (0:12.67)
Average Speed [km/h]	50.2	65.8	62.5	60.5	56.8
Top Speed [km/h]	67.1	67.1	65.9	62.4	59.1
Avg. Dist. to Rail [m]	7.8	1.4	0.5	3.6	4.1
Avg. Stride Freq. [Hz]	2.3	2.5	2.4	2.4	2.4
Avg. Stride Length [m]	6.0	7.3	7.1	6.9	6.6



- [] Ranking at each section and finish
- .-.- No data available at this section
- NA No data available



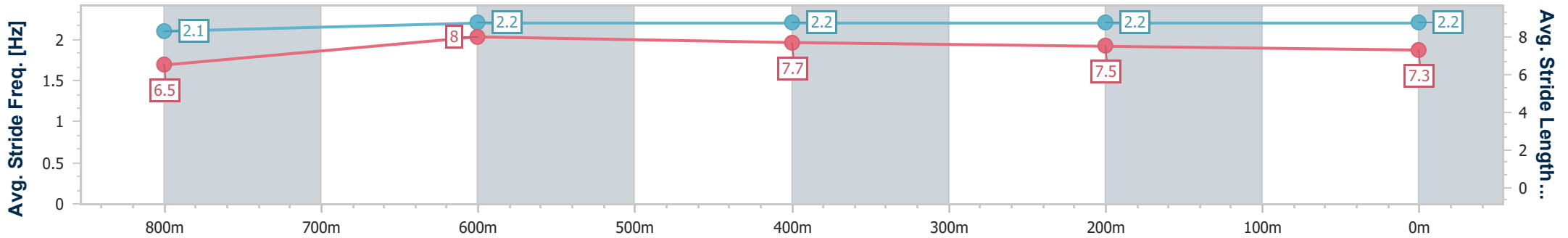
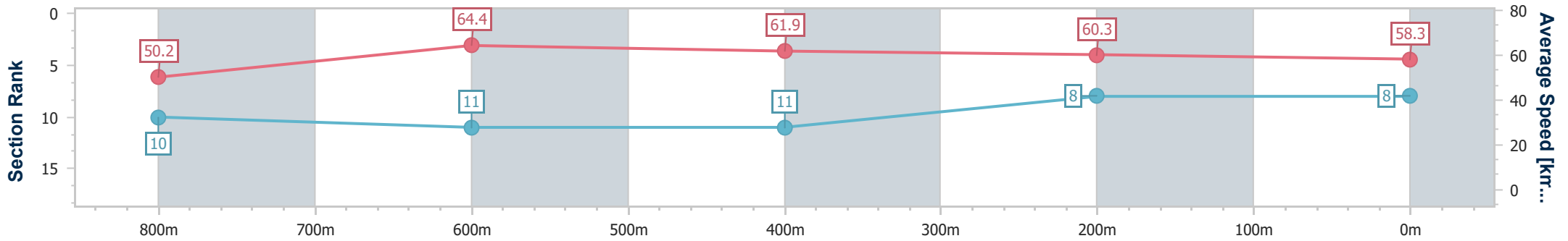
Horse/Jockey Name	Our Red Planet
Final Rank	8
Fastest Section Time (Section)	0:11.21 (800m)
Top Speed [km/h] (Section)	66.8 (800m)
Race State	Finished



Toowoomba QLD Professional
 Race 4: LIVEWIRED ELECTRICAL Class 2 Handicap - 1000m
 18 May 2024 - 18:35
 Track Rating: Soft 5 , Weather: Fine, Rail Position: +1m Entire



Section	Overall	800m	600m	400m	200m
Section Times	1:01.78 [8] (0:14.49)	0:47.29 [10] (0:11.21)	0:36.08 [11] (0:11.75)	0:24.33 [11] (0:11.98)	0:12.35 [8] (0:12.35)
Average Speed [km/h]	50.2	64.4	61.9	60.3	58.3
Top Speed [km/h]	66.7	66.8	64.5	61.3	60.2
Avg. Dist. to Rail [m]	6.8	0.9	1.7	1.7	4.9
Avg. Stride Freq. [Hz]	2.1	2.2	2.2	2.2	2.2
Avg. Stride Length [m]	6.5	8.0	7.7	7.5	7.3



- [] Ranking at each section and finish
- .-.- No data available at this section
- NA No data available



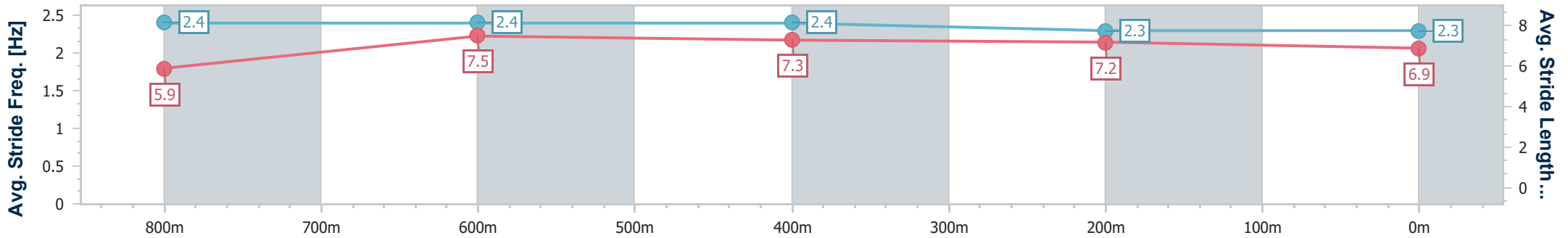
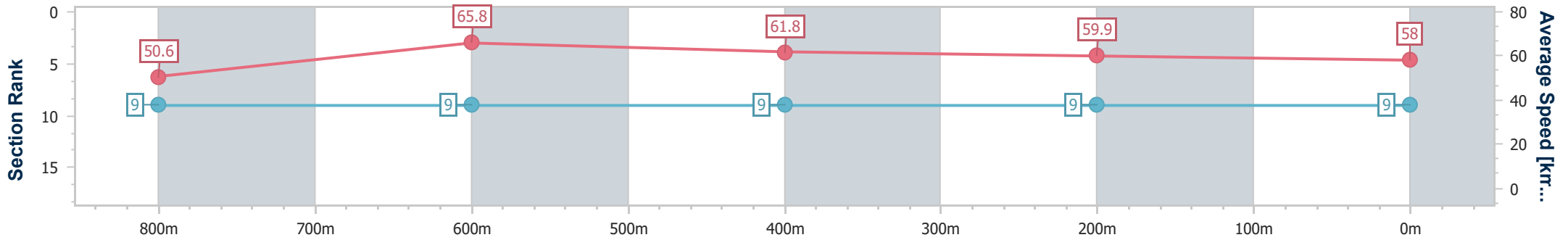
Horse/Jockey Name	Zouthur
Final Rank	9
Fastest Section Time (Section)	0:11.06 (800m)
Top Speed [km/h] (Section)	67.4 (800m)
Race State	Finished



Toowoomba QLD Professional
 Race 4: LIVEWIRED ELECTRICAL Class 2 Handicap - 1000m
 18 May 2024 - 18:35
 Track Rating: Soft 5 , Weather: Fine, Rail Position: +1m Entire



Section	Overall	800m	600m	400m	200m
Section Times	1:01.85 [9] (0:14.47)	0:47.38 [9] (0:11.06)	0:36.32 [9] (0:11.79)	0:24.53 [9] (0:12.14)	0:12.39 [9] (0:12.39)
Average Speed [km/h]	50.6	65.8	61.8	59.9	58.0
Top Speed [km/h]	67.2	67.4	64.4	60.8	59.9
Avg. Dist. to Rail [m]	8.7	2.7	2.0	2.4	4.7
Avg. Stride Freq. [Hz]	2.4	2.4	2.4	2.3	2.3
Avg. Stride Length [m]	5.9	7.5	7.3	7.2	6.9



- [] Ranking at each section and finish
- .-.- No data available at this section
- NA No data available



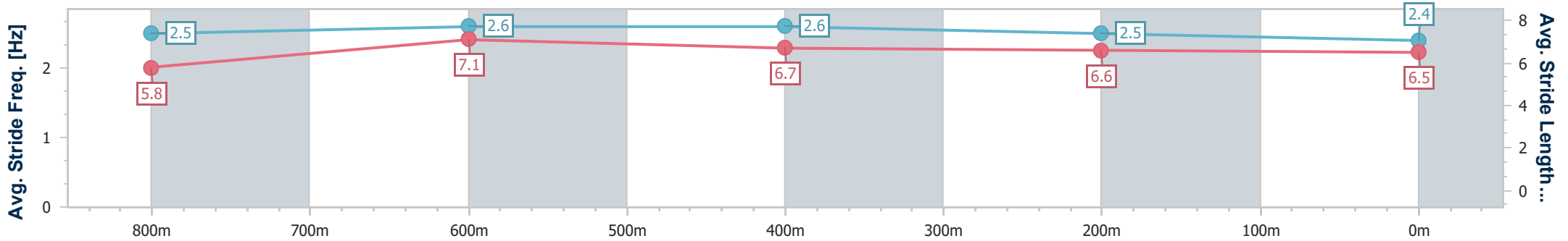
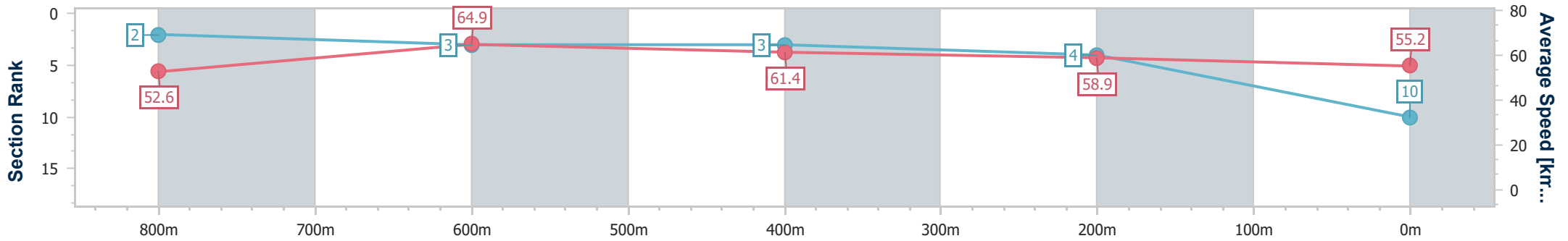
Horse/Jockey Name	Rhumb Line
Final Rank	10
Fastest Section Time (Section)	0:11.17 (800m)
Top Speed [km/h] (Section)	67.2 (800m)
Race State	Finished



Toowoomba QLD Professional
 Race 4: LIVEWIRED ELECTRICAL Class 2 Handicap - 1000m
 18 May 2024 - 18:35
 Track Rating: Soft 5 , Weather: Fine, Rail Position: +1m Entire



Section	Overall	800m	600m	400m	200m
Section Times	1:01.99 [10] (0:13.77)	0:48.22 [2] (0:11.17)	0:37.05 [3] (0:11.77)	0:25.28 [3] (0:12.26)	0:13.02 [4] (0:13.02)
Average Speed [km/h]	52.6	64.9	61.4	58.9	55.2
Top Speed [km/h]	67.1	67.2	64.4	60.8	58.0
Avg. Dist. to Rail [m]	3.2	1.4	0.4	0.8	0.4
Avg. Stride Freq. [Hz]	2.5	2.6	2.6	2.5	2.4
Avg. Stride Length [m]	5.8	7.1	6.7	6.6	6.5



- [] Ranking at each section and finish
- .-.- No data available at this section
- NA No data available



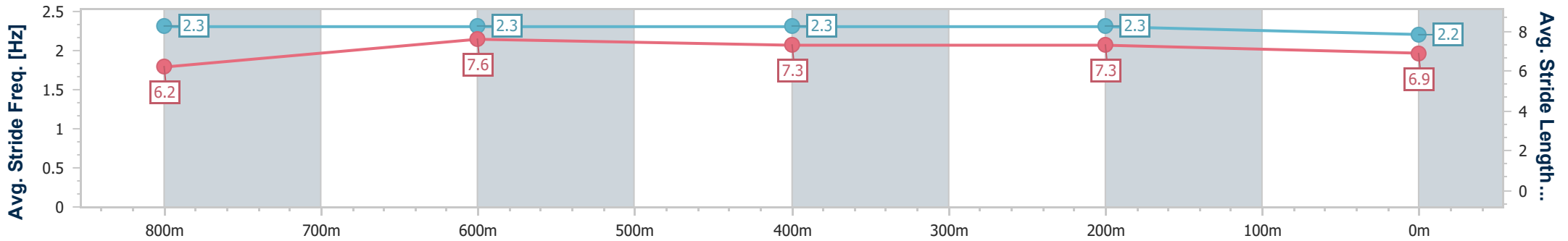
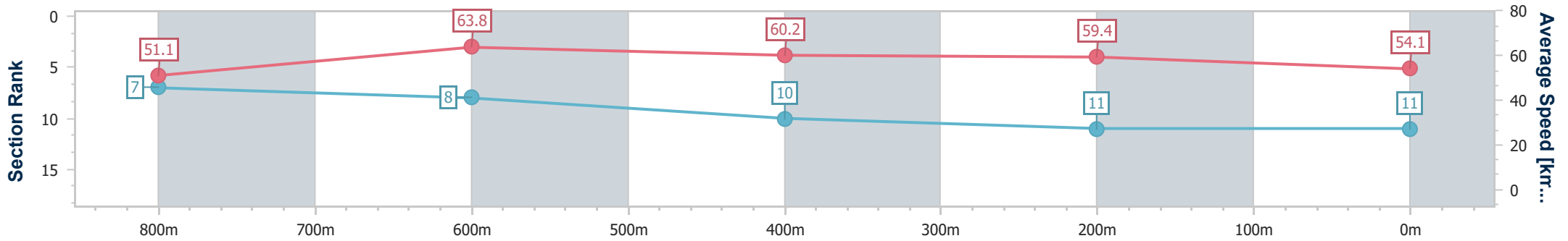
Horse/Jockey Name	Asgoodasyougett
Final Rank	11
Fastest Section Time (Section)	0:11.29 (800m)
Top Speed [km/h] (Section)	66.1 (Overall)
Race State	Finished



Toowoomba QLD Professional
 Race 4: LIVEWIRED ELECTRICAL Class 2 Handicap - 1000m
 18 May 2024 - 18:35
 Track Rating: Soft 5 , Weather: Fine, Rail Position: +1m Entire



Section	Overall	800m	600m	400m	200m
Section Times	1:02.82 [11] (0:14.17)	0:48.65 [7] (0:11.29)	0:37.36 [8] (0:11.94)	0:25.42 [10] (0:12.15)	0:13.27 [11] (0:13.27)
Average Speed [km/h]	51.1	63.8	60.2	59.4	54.1
Top Speed [km/h]	66.1	65.5	63.3	60.1	58.1
Avg. Dist. to Rail [m]	4.8	0.4	0.4	0.2	0.5
Avg. Stride Freq. [Hz]	2.3	2.3	2.3	2.3	2.2
Avg. Stride Length [m]	6.2	7.6	7.3	7.3	6.9



- [] Ranking at each section and finish
- .-.- No data available at this section
- NA No data available



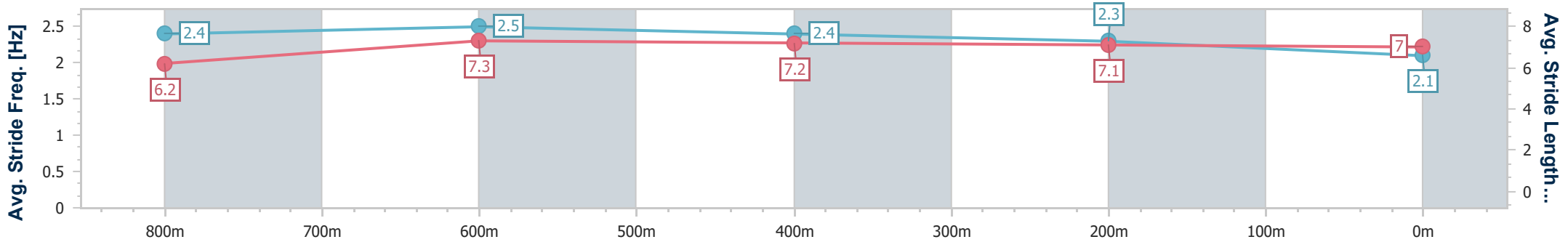
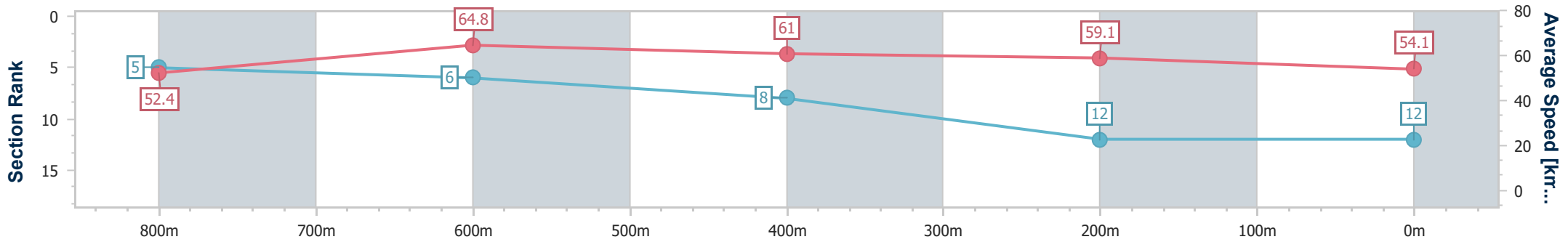
Horse/Jockey Name	Inatick
Final Rank	12
Fastest Section Time (Section)	0:11.27 (800m)
Top Speed [km/h] (Section)	66.0 (800m)
Race State	Finished



Toowoomba QLD Professional
 Race 4: LIVEWIRED ELECTRICAL Class 2 Handicap - 1000m
 18 May 2024 - 18:35
 Track Rating: Soft 5 , Weather: Fine, Rail Position: +1m Entire



Section	Overall	800m	600m	400m	200m
Section Times	1:03.04 [12] (0:14.01)	0:49.03 [5] (0:11.27)	0:37.76 [6] (0:12.02)	0:25.74 [8] (0:12.37)	0:13.37 [12] (0:13.37)
Average Speed [km/h]	52.4	64.8	61.0	59.1	54.1
Top Speed [km/h]	65.5	66.0	65.1	60.4	57.6
Avg. Dist. to Rail [m]	8.1	3.8	3.9	5.2	3.0
Avg. Stride Freq. [Hz]	2.4	2.5	2.4	2.3	2.1
Avg. Stride Length [m]	6.2	7.3	7.2	7.1	7.0



- [] Ranking at each section and finish
- .-.- No data available at this section
- NA No data available