



Toowoomba QLD Professional

Race 2: SEDL AGENCIES BENCHMARK 60 Handicap - 1200m

18 May 2024 - 17:20



Track Rating: Soft 5, Weather: Fine , Rail Position: +1m Entire

Section		Overall										Last 600m	
Field Times		1:13.37										0:37.18	
		(0:13.41)											
		0:59.96											
		(0:11.10)											
		0:48.86											
		(0:11.68)											
		0:37.18											
		(0:12.43)											
		0:24.75											
		(0:12.40)											
		0:12.35											
		(0:12.35)											
Rank	TAB	Horse/Jockey	Barrier	Top Speed [km/h]	Fastest Section	Overall	1000m	800m	600m	400m	200m	Margin	Distance Travelled [m]
1	2	NEVER GIVE UP Karl Zechner	7	68.5	0:11.15	1:13.37 [1] (0:13.68)	0:59.69 [4] (0:11.15)	0:48.54 [4] (0:11.68)	0:36.86 [4] (0:12.31)	0:24.55 [3] (0:12.27)	0:12.28 [2] (0:12.28)	1:13.37	0:36.86
2	5	SET TO SHINE Emily Lang	5	66.0	0:11.19	1:13.40 [2] (0:13.79)	0:59.61 [5] (0:11.19)	0:48.42 [6] (0:11.64)	0:36.78 [6] (0:12.20)	0:24.58 [4] (0:12.20)	0:12.38 [1] (0:12.38)	0.2L	0:36.78 +1
3	10	BOOMI'S BUDDY Dylan Bennett	4	67.0	0:11.13	1:13.54 [3] (0:13.81)	0:59.73 [6] (0:11.13)	0:48.60 [5] (0:11.66)	0:36.94 [5] (0:12.32)	0:24.62 [6] (0:12.33)	0:12.29 [3] (0:12.29)	1L	0:36.94 -5
4	11	RADIANT QUEEN Olivia Webb	13	65.7	0:11.23	1:13.91 [4] (0:14.42)	0:59.49 [10] (0:11.23)	0:48.26 [9] (0:11.59)	0:36.67 [8] (0:12.13)	0:24.54 [9] (0:12.38)	0:12.16 [6] (0:12.16)	3L	0:36.67 -4
5	14	TOMBOY'S SPIRIT Alisha Donald	6	65.8	0:11.53	1:14.32 [5] (0:14.09)	1:00.23 [7] (0:11.53)	0:48.70 [8] (0:11.70)	0:37.00 [9] (0:12.03)	0:24.97 [8] (0:12.40)	0:12.57 [6] (0:12.57)	5.3L	0:37.00 +1
6	8	SUISSE SCANDAL Justin Huxtable	1	67.6	0:11.12	1:14.73 [6] (0:13.62)	1:01.11 [3] (0:11.12)	0:49.99 [3] (0:11.76)	0:38.23 [3] (0:12.41)	0:25.82 [5] (0:12.81)	0:13.01 [5] (0:13.01)	7.6L	0:38.23 -7
7	9	BOOM BY BY Jake Molloy	11	65.1	0:11.45	1:14.95 [7] (0:14.27)	1:00.68 [9] (0:11.45)	0:49.23 [10] (0:11.69)	0:37.54 [10] (0:12.17)	0:25.37 [10] (0:12.48)	0:12.89 [9] (0:12.89)	8.9L	0:37.54 +5
8	4	FIRST PEOPLES Nathan Fazackerley	9	68.1	0:10.96	1:15.41 [8] (0:13.58)	1:01.83 [2] (0:10.96)	0:50.87 [2] (0:11.65)	0:39.22 [1] (0:12.43)	0:26.79 [1] (0:13.00)	0:13.79 [4] (0:13.79)	11.4L	0:39.22 -4
9	13	PRETTY LITTLE LASS Georgina Cartwright	2	66.3	0:11.27	1:15.56 [9] (0:14.12)	1:01.44 [8] (0:11.27)	0:50.17 [7] (0:11.48)	0:38.69 [7] (0:12.24)	0:26.45 [7] (0:12.87)	0:13.58 [8] (0:13.58)	12.2L	0:38.69 -7
10	15	SEIRYU Madeleine Wishart	14	67.6	0:11.10	1:16.89 [10] (0:13.41)	1:03.48 [1] (0:11.10)	0:52.38 [1] (0:11.76)	0:40.62 [2] (0:12.45)	0:28.17 [2] (0:13.53)	0:14.64 [10] (0:14.64)	20L	0:40.62 -3

Scratched: Tee Amici (#16), Affinity Flyer (#7), Mygirlgladys (#12), Most Dazzling (#1), Anarchy (#3), Tabulam (#6)

[] Ranking at each section and finish
-:-:- No data available at this section
NA No data available

SCN Saddle cloth number
DNF Did not finish
DNT Did not track



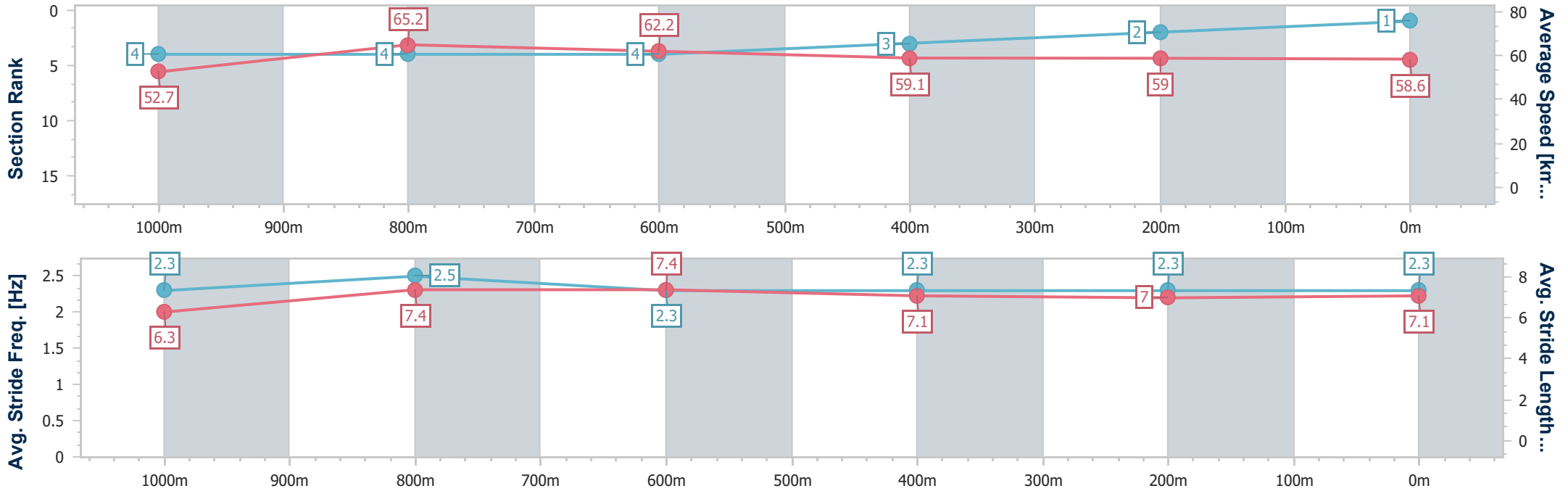
Horse/Jockey Name	Never Give Up
Final Rank	1
Fastest Section Time (Section)	0:11.15 (1000m)
Top Speed [km/h] (Section)	68.5 (Overall)
Race State	Finished



Toowoomba QLD Professional
 Race 2: SEDL AGENCIES BENCHMARK 60 Handicap - 1200m
 18 May 2024 - 17:20
 Track Rating: Soft 5, Weather: Fine , Rail Position: +1m Entire



Section	Overall	1000m	800m	600m	400m	200m
Section Times	1:13.37 [1] (0:13.68)	0:59.69 [4] (0:11.15)	0:48.54 [4] (0:11.68)	0:36.86 [4] (0:12.31)	0:24.55 [3] (0:12.27)	0:12.28 [2] (0:12.28)
Average Speed [km/h]	52.7	65.2	62.2	59.1	59.0	58.6
Top Speed [km/h]	68.5	67.6	64.7	61.7	60.3	59.6
Avg. Dist. to Rail [m]	5.9	3.0	1.9	2.3	2.2	1.2
Avg. Stride Freq. [Hz]	2.3	2.5	2.3	2.3	2.3	2.3
Avg. Stride Length [m]	6.3	7.4	7.4	7.1	7.0	7.1



- [] Ranking at each section and finish
- .-.- No data available at this section
- NA No data available



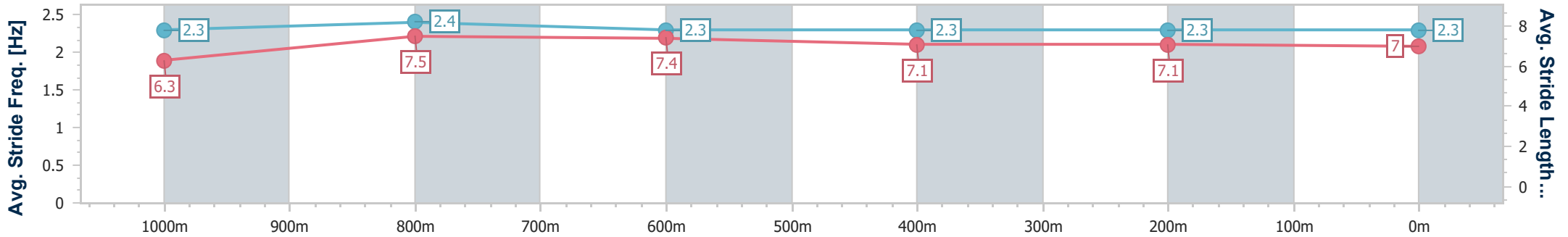
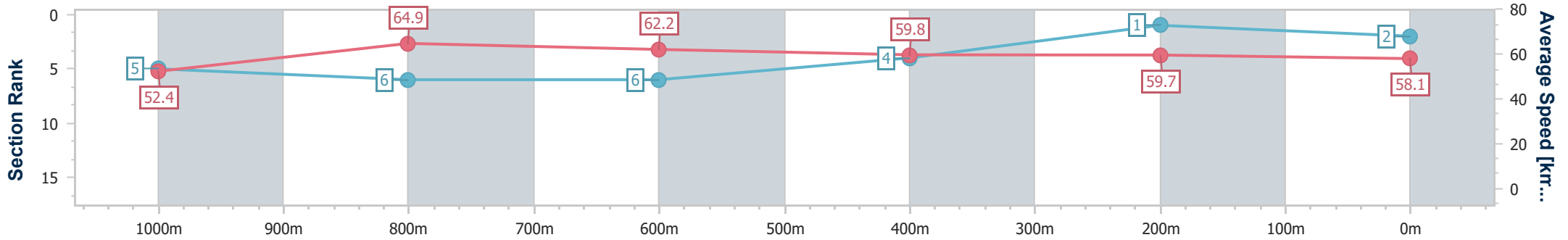
Horse/Jockey Name	Set To Shine
Final Rank	2
Fastest Section Time (Section)	0:11.19 (1000m)
Top Speed [km/h] (Section)	66.0 (Overall)
Race State	Finished



Toowoomba QLD Professional
 Race 2: SEDL AGENCIES BENCHMARK 60 Handicap - 1200m
 18 May 2024 - 17:20
 Track Rating: Soft 5, Weather: Fine , Rail Position: +1m Entire



Section	Overall	1000m	800m	600m	400m	200m
Section Times	1:13.40 [2] (0:13.79)	0:59.61 [5] (0:11.19)	0:48.42 [6] (0:11.64)	0:36.78 [6] (0:12.20)	0:24.58 [4] (0:12.20)	0:12.38 [1] (0:12.38)
Average Speed [km/h]	52.4	64.9	62.2	59.8	59.7	58.1
Top Speed [km/h]	66.0	65.5	63.7	60.9	60.4	59.2
Avg. Dist. to Rail [m]	5.0	2.6	1.9	2.8	3.3	3.4
Avg. Stride Freq. [Hz]	2.3	2.4	2.3	2.3	2.3	2.3
Avg. Stride Length [m]	6.3	7.5	7.4	7.1	7.1	7.0



- [] Ranking at each section and finish
- .-.- No data available at this section
- NA No data available



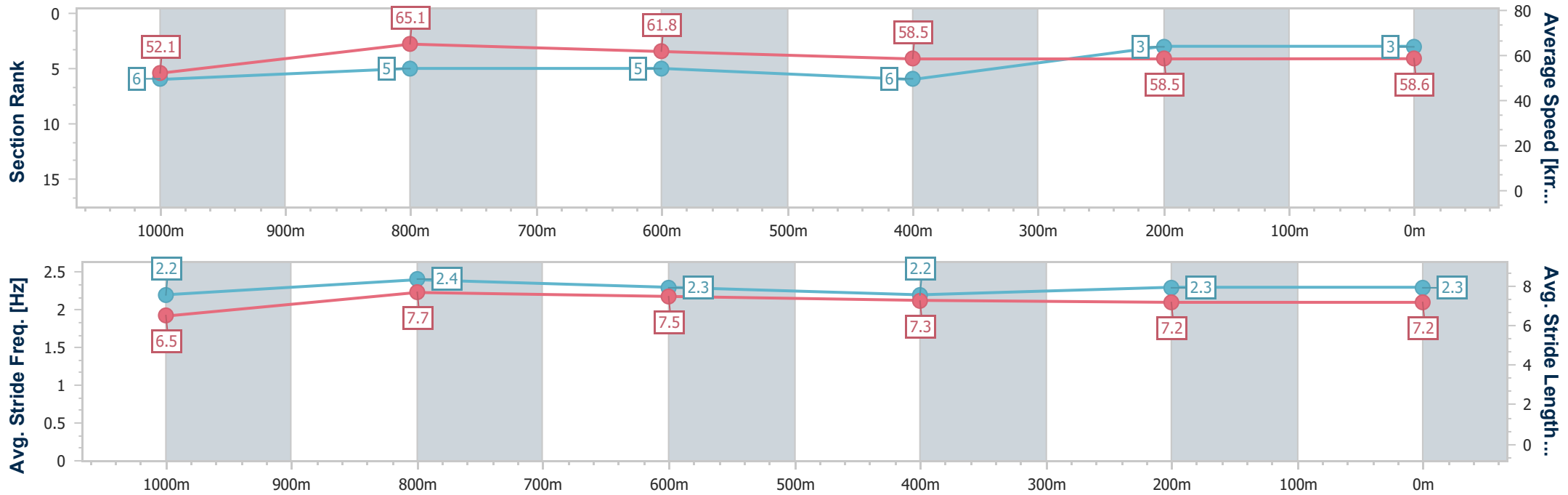
Horse/Jockey Name	Boomi's Buddy
Final Rank	3
Fastest Section Time (Section)	0:11.13 (1000m)
Top Speed [km/h] (Section)	67.0 (Overall)
Race State	Finished



Toowoomba QLD Professional
 Race 2: SEDL AGENCIES BENCHMARK 60 Handicap - 1200m
 18 May 2024 - 17:20
 Track Rating: Soft 5, Weather: Fine , Rail Position: +1m Entire



Section	Overall	1000m	800m	600m	400m	200m
Section Times	1:13.54 [3] (0:13.81)	0:59.73 [6] (0:11.13)	0:48.60 [5] (0:11.66)	0:36.94 [5] (0:12.32)	0:24.62 [6] (0:12.33)	0:12.29 [3] (0:12.29)
Average Speed [km/h]	52.1	65.1	61.8	58.5	58.5	58.6
Top Speed [km/h]	67.0	66.8	63.0	61.5	60.8	60.3
Avg. Dist. to Rail [m]	4.9	1.6	0.5	0.3	2.2	6.0
Avg. Stride Freq. [Hz]	2.2	2.4	2.3	2.2	2.3	2.3
Avg. Stride Length [m]	6.5	7.7	7.5	7.3	7.2	7.2



- [] Ranking at each section and finish
- .-.- No data available at this section
- NA No data available



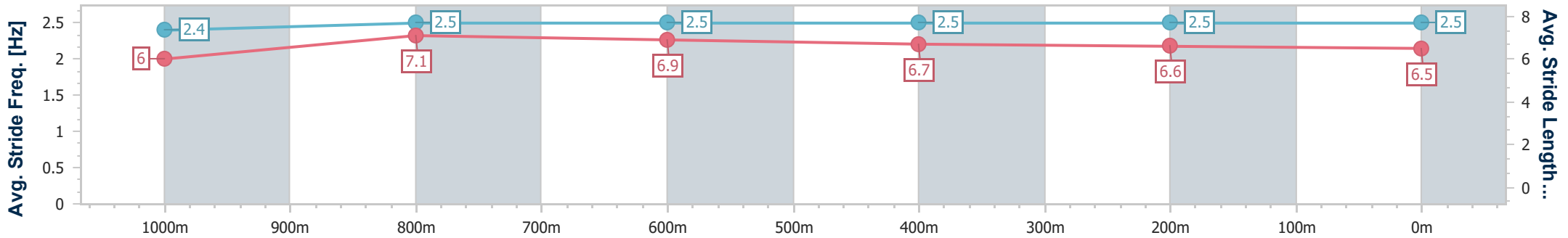
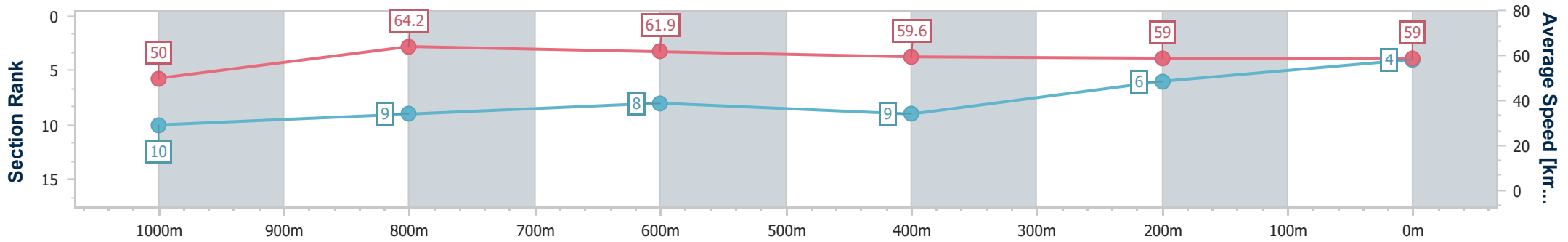
Horse/Jockey Name	Radiant Queen
Final Rank	4
Fastest Section Time (Section)	0:11.23 (1000m)
Top Speed [km/h] (Section)	65.7 (1000m)
Race State	Finished



Toowoomba QLD Professional
 Race 2: SEDL AGENCIES BENCHMARK 60 Handicap - 1200m
 18 May 2024 - 17:20
 Track Rating: Soft 5, Weather: Fine , Rail Position: +1m Entire



Section	Overall	1000m	800m	600m	400m	200m
Section Times	1:13.91 [4] (0:14.42)	0:59.49 [10] (0:11.23)	0:48.26 [9] (0:11.59)	0:36.67 [8] (0:12.13)	0:24.54 [9] (0:12.38)	0:12.16 [6] (0:12.16)
Average Speed [km/h]	50.0	64.2	61.9	59.6	59.0	59.0
Top Speed [km/h]	65.6	65.7	63.0	62.3	60.5	61.1
Avg. Dist. to Rail [m]	7.9	0.6	0.6	1.2	4.3	4.0
Avg. Stride Freq. [Hz]	2.4	2.5	2.5	2.5	2.5	2.5
Avg. Stride Length [m]	6.0	7.1	6.9	6.7	6.6	6.5



- [] Ranking at each section and finish
- .-.- No data available at this section
- NA No data available



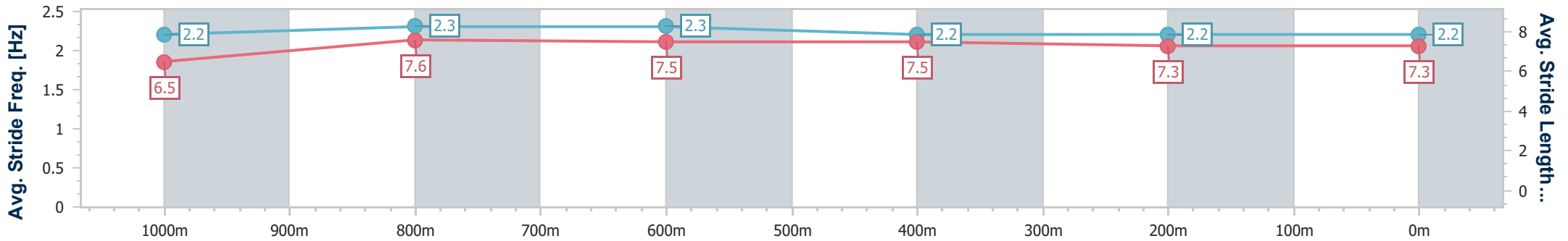
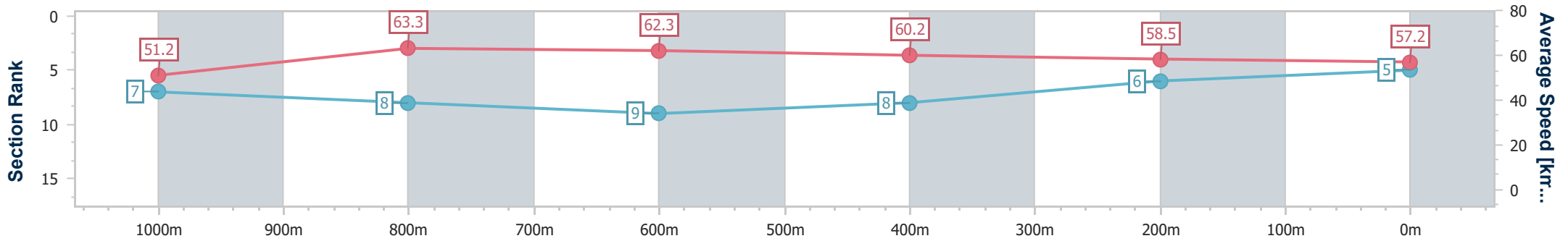
Horse/Jockey Name	Tomboy's Spirit
Final Rank	5
Fastest Section Time (Section)	0:11.53 (1000m)
Top Speed [km/h] (Section)	65.8 (600m)
Race State	Finished



Toowoomba QLD Professional
 Race 2: SEDL AGENCIES BENCHMARK 60 Handicap - 1200m
 18 May 2024 - 17:20
 Track Rating: Soft 5, Weather: Fine , Rail Position: +1m Entire



Section	Overall	1000m	800m	600m	400m	200m
Section Times	1:14.32 [5] (0:14.09)	1:00.23 [7] (0:11.53)	0:48.70 [8] (0:11.70)	0:37.00 [9] (0:12.03)	0:24.97 [8] (0:12.40)	0:12.57 [6] (0:12.57)
Average Speed [km/h]	51.2	63.3	62.3	60.2	58.5	57.2
Top Speed [km/h]	64.9	64.9	65.5	65.8	59.5	60.1
Avg. Dist. to Rail [m]	5.1	4.2	3.2	0.9	2.6	1.2
Avg. Stride Freq. [Hz]	2.2	2.3	2.3	2.2	2.2	2.2
Avg. Stride Length [m]	6.5	7.6	7.5	7.5	7.3	7.3



- [] Ranking at each section and finish
- .-.- No data available at this section
- NA No data available



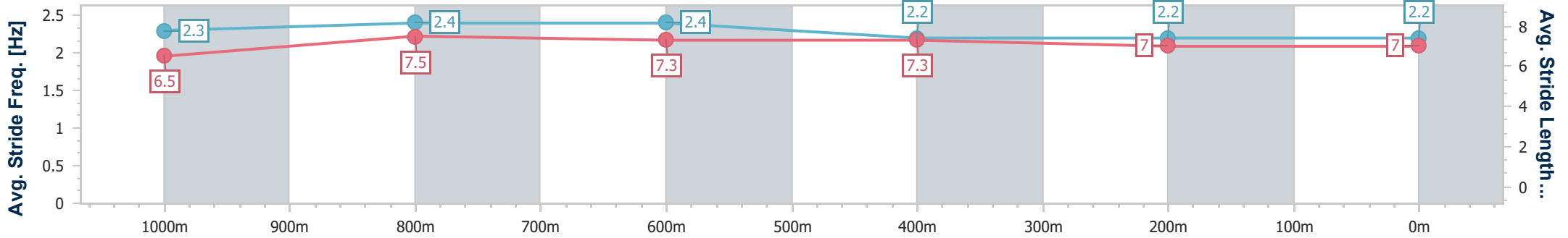
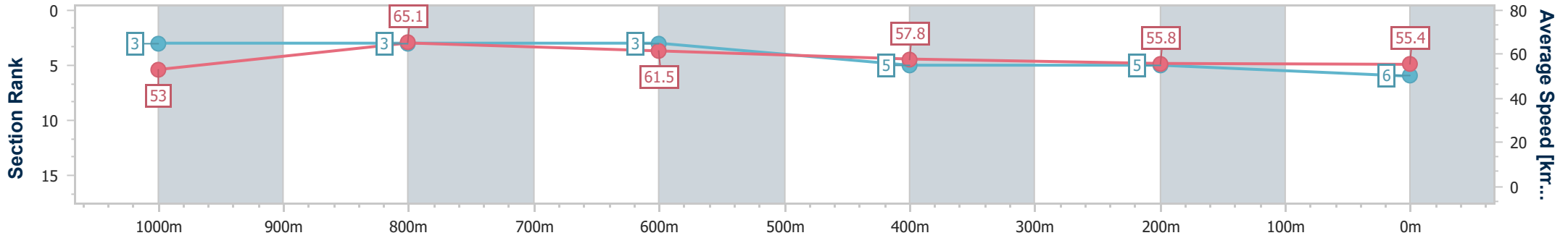
Horse/Jockey Name	Suisse Scandal
Final Rank	6
Fastest Section Time (Section)	0:11.12 (1000m)
Top Speed [km/h] (Section)	67.6 (Overall)
Race State	Finished



Toowoomba QLD Professional
 Race 2: SEDL AGENCIES BENCHMARK 60 Handicap - 1200m
 18 May 2024 - 17:20
 Track Rating: Soft 5, Weather: Fine , Rail Position: +1m Entire



Section	Overall	1000m	800m	600m	400m	200m
Section Times	1:14.73 [6] (0:13.62)	1:01.11 [3] (0:11.12)	0:49.99 [3] (0:11.76)	0:38.23 [3] (0:12.41)	0:25.82 [5] (0:12.81)	0:13.01 [5]
Average Speed [km/h]	53.0	65.1	61.5	57.8	55.8	55.4
Top Speed [km/h]	67.6	67.5	63.5	60.2	56.7	55.9
Avg. Dist. to Rail [m]	3.2	2.2	1.0	0.7	1.8	1.9
Avg. Stride Freq. [Hz]	2.3	2.4	2.4	2.2	2.2	2.2
Avg. Stride Length [m]	6.5	7.5	7.3	7.3	7.0	7.0



- [] Ranking at each section and finish
- .-.- No data available at this section
- NA No data available



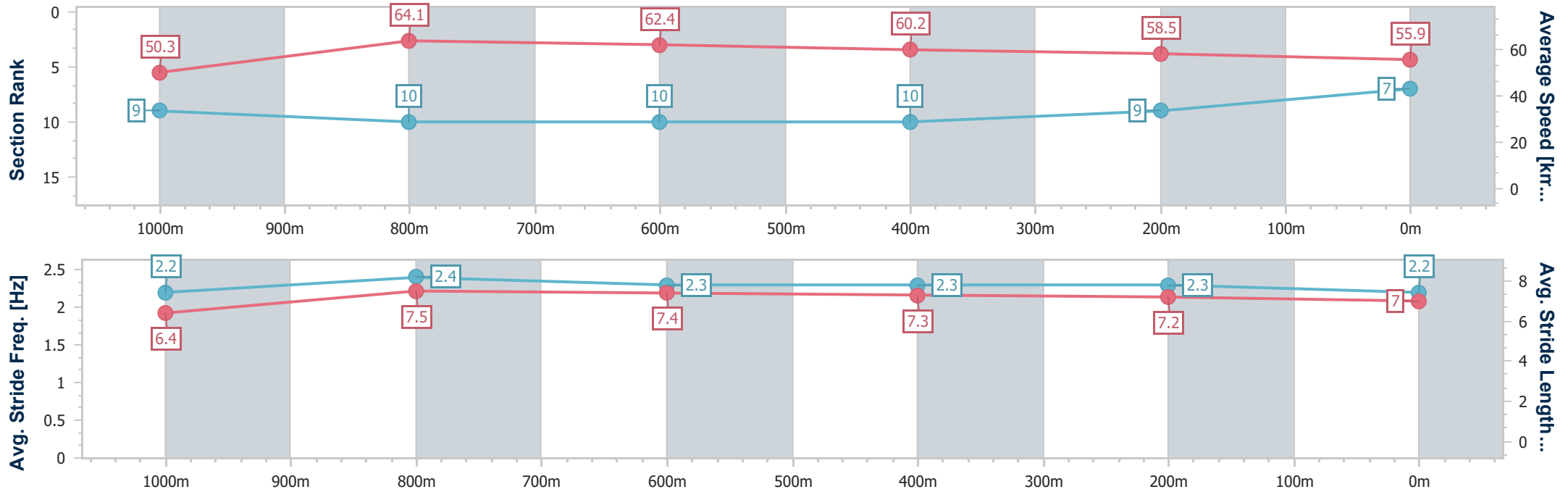
Horse/Jockey Name	Boom By By
Final Rank	7
Fastest Section Time (Section)	0:11.45 (1000m)
Top Speed [km/h] (Section)	65.1 (1000m)
Race State	Finished



Toowoomba QLD Professional
 Race 2: SEDL AGENCIES BENCHMARK 60 Handicap - 1200m
 18 May 2024 - 17:20
 Track Rating: Soft 5, Weather: Fine , Rail Position: +1m Entire



Section	Overall	1000m	800m	600m	400m	200m
Section Times	1:14.95 [7] (0:14.27)	1:00.68 [9] (0:11.45)	0:49.23 [10] (0:11.69)	0:37.54 [10] (0:12.17)	0:25.37 [10] (0:12.48)	0:12.89 [9] (0:12.89)
Average Speed [km/h]	50.3	64.1	62.4	60.2	58.5	55.9
Top Speed [km/h]	64.0	65.1	63.8	62.8	59.9	58.1
Avg. Dist. to Rail [m]	10.1	5.2	3.8	3.4	4.6	5.1
Avg. Stride Freq. [Hz]	2.2	2.4	2.3	2.3	2.3	2.2
Avg. Stride Length [m]	6.4	7.5	7.4	7.3	7.2	7.0



- [] Ranking at each section and finish
- .-.- No data available at this section
- NA No data available



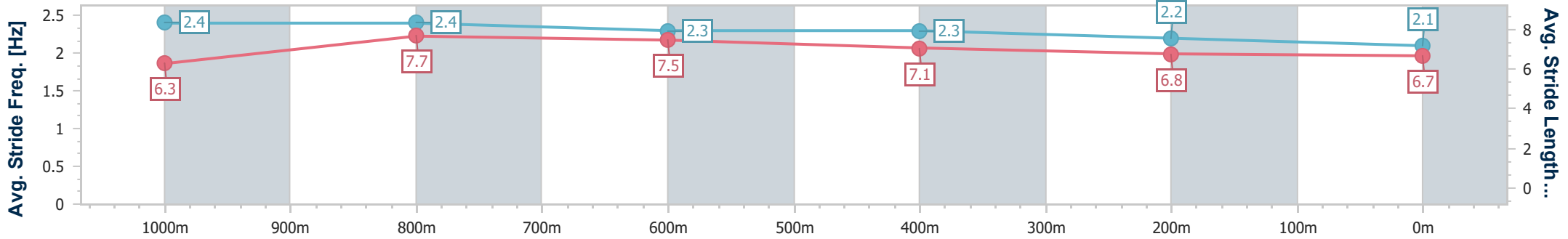
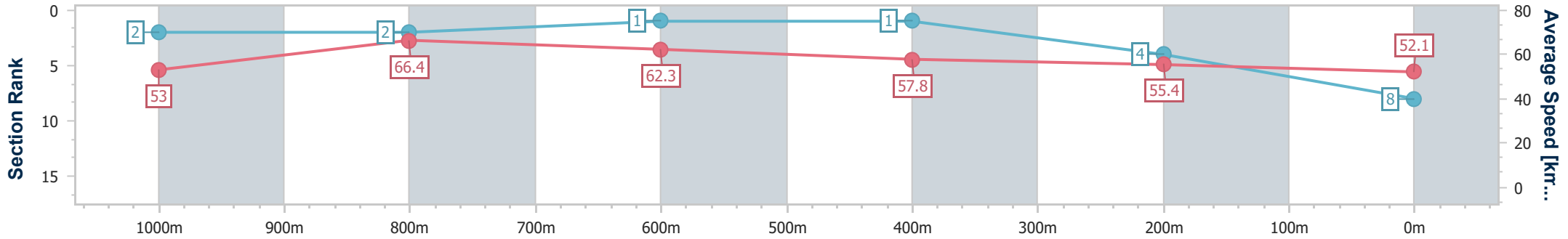
Horse/Jockey Name	First Peoples
Final Rank	8
Fastest Section Time (Section)	0:10.96 (1000m)
Top Speed [km/h] (Section)	68.1 (1000m)
Race State	Finished



Toowoomba QLD Professional
 Race 2: SEDL AGENCIES BENCHMARK 60 Handicap - 1200m
 18 May 2024 - 17:20
 Track Rating: Soft 5, Weather: Fine , Rail Position: +1m Entire



Section	Overall	1000m	800m	600m	400m	200m
Section Times	1:15.41 [8] (0:13.58)	1:01.83 [2] (0:10.96)	0:50.87 [2] (0:11.65)	0:39.22 [1] (0:12.43)	0:26.79 [1] (0:13.00)	0:13.79 [4] (0:13.79)
Average Speed [km/h]	53.0	66.4	62.3	57.8	55.4	52.1
Top Speed [km/h]	68.0	68.1	64.8	60.2	56.4	54.3
Avg. Dist. to Rail [m]	7.3	3.4	1.7	0.4	0.3	0.7
Avg. Stride Freq. [Hz]	2.4	2.4	2.3	2.3	2.2	2.1
Avg. Stride Length [m]	6.3	7.7	7.5	7.1	6.8	6.7



- [] Ranking at each section and finish
- .-.- No data available at this section
- NA No data available



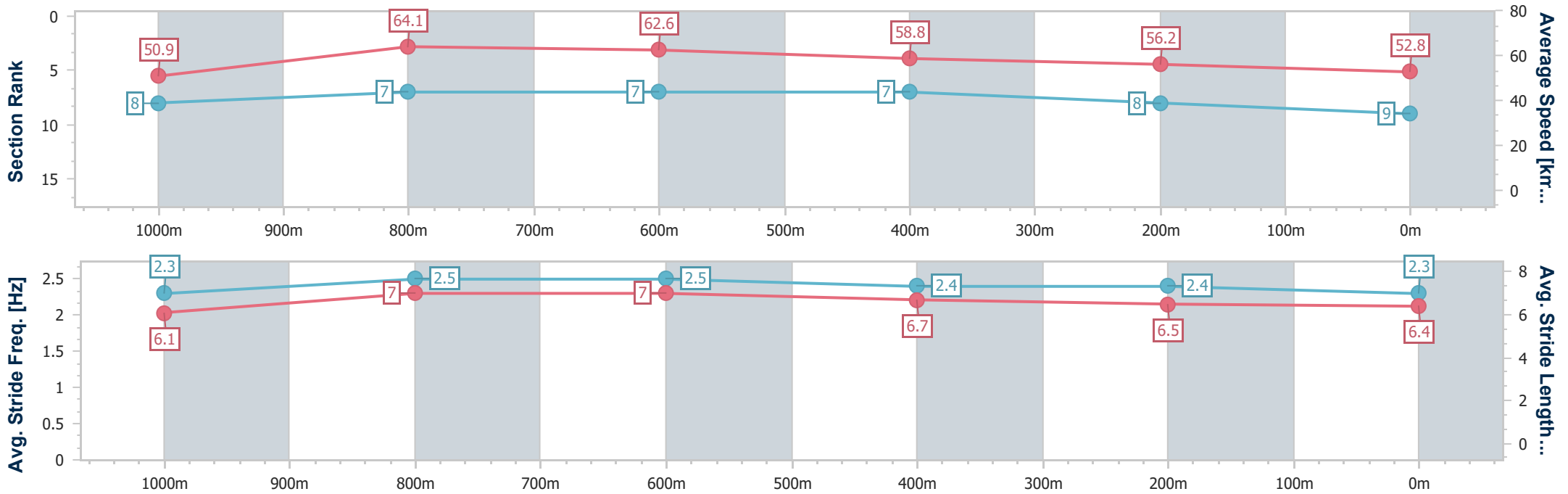
Horse/Jockey Name	Pretty Little Lass
Final Rank	9
Fastest Section Time (Section)	0:11.27 (1000m)
Top Speed [km/h] (Section)	66.3 (1000m)
Race State	Finished



Toowoomba QLD Professional
 Race 2: SEDL AGENCIES BENCHMARK 60 Handicap - 1200m
 18 May 2024 - 17:20
 Track Rating: Soft 5, Weather: Fine , Rail Position: +1m Entire



Section	Overall	1000m	800m	600m	400m	200m
Section Times	1:15.56 [9] (0:14.12)	1:01.44 [8] (0:11.27)	0:50.17 [7] (0:11.48)	0:38.69 [7] (0:12.24)	0:26.45 [7] (0:12.87)	0:13.58 [8] (0:13.58)
Average Speed [km/h]	50.9	64.1	62.6	58.8	56.2	52.8
Top Speed [km/h]	65.6	66.3	63.5	62.5	57.9	54.8
Avg. Dist. to Rail [m]	2.0	0.5	0.4	1.0	1.3	1.2
Avg. Stride Freq. [Hz]	2.3	2.5	2.5	2.4	2.4	2.3
Avg. Stride Length [m]	6.1	7.0	7.0	6.7	6.5	6.4



- [] Ranking at each section and finish
- .-.- No data available at this section
- NA No data available



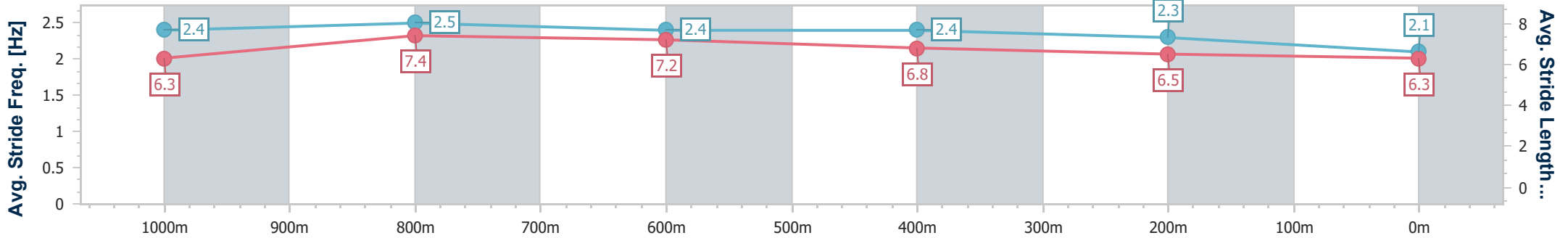
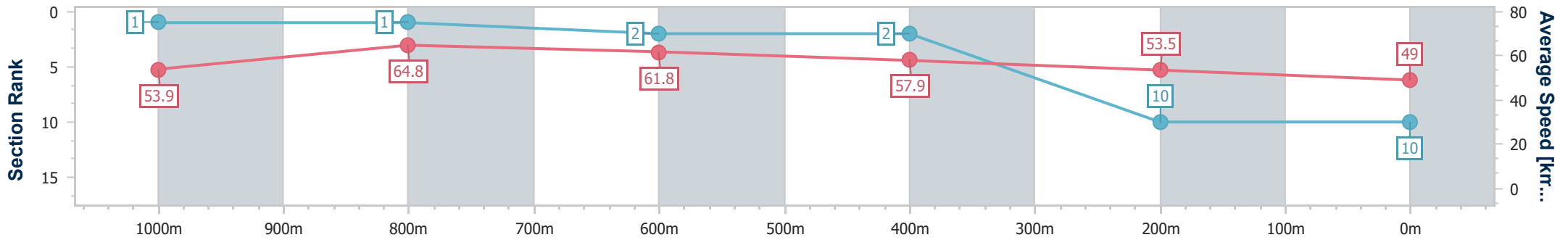
Horse/Jockey Name	Seiryu
Final Rank	10
Fastest Section Time (Section)	0:11.10 (1000m)
Top Speed [km/h] (Section)	67.6 (1000m)
Race State	Finished



Toowoomba QLD Professional
 Race 2: SEDL AGENCIES BENCHMARK 60 Handicap - 1200m
 18 May 2024 - 17:20
 Track Rating: Soft 5, Weather: Fine , Rail Position: +1m Entire



Section	Overall	1000m	800m	600m	400m	200m
Section Times	1:16.89 [10] (0:13.41)	1:03.48 [1] (0:11.10)	0:52.38 [1] (0:11.76)	0:40.62 [2] (0:12.45)	0:28.17 [2] (0:13.53)	0:14.64 [10] (0:14.64)
Average Speed [km/h]	53.9	64.8	61.8	57.9	53.5	49.0
Top Speed [km/h]	67.2	67.6	64.0	60.6	56.4	51.3
Avg. Dist. to Rail [m]	7.0	0.9	1.7	1.1	1.5	2.6
Avg. Stride Freq. [Hz]	2.4	2.5	2.4	2.4	2.3	2.1
Avg. Stride Length [m]	6.3	7.4	7.2	6.8	6.5	6.3



- [] Ranking at each section and finish
- .-.- No data available at this section
- NA No data available