



Toowoomba QLD Professional

Race 1: SUBZERO AIRCONDITIONING BENCHMARK 70 Handicap - 1300m

18 May 2024 - 16:49



Track Rating: Soft 5 , Weather: Fine , Rail Position: +1m Entire

Section												Last 600m	
Field Times												0:36.14	
	Overall	1200m	1000m	800m	600m	400m							
	1:20.19 (0:08.25)	1:11.94 (0:11.56)	1:00.38 (0:12.07)	0:48.31 (0:12.17)	0:36.14 (0:11.94)	0:24.20 (0:11.94)							
Rank	TAB	Horse/Jockey	Barrier	Top Speed [km/h]	Fastest Section							Distance Travelled [m]	
1	11	TAKE A PICTURE Nathan Fazackerley	2	64.0 1200m	0:08.32 Overall	1:20.19 [1] (0:08.32)	1:11.87 [3] (0:11.51)	1:00.36 [2] (0:12.11)	0:48.25 [2] (0:12.23)	0:36.02 [4] (0:12.00)	0:24.02 [4] (0:11.87)	0:36.02	
2	3	PERFECT ENCOUNTER Dylan Bennett	15	66.7 1200m	0:08.63 Overall	1:20.20 [2] (0:08.63)	1:11.57 [5] (0:11.18)	1:00.39 [1] (0:12.07)	0:48.32 [1] (0:12.17)	0:36.15 [1] (0:11.94)	0:24.21 [1] (0:11.94)	0:36.15	+4
3	9	MENARI MAGIC Madeleine Wishart	10	63.5 1200m	0:08.25 Overall	1:20.37 [3] (0:08.25)	1:12.12 [1] (0:11.61)	1:00.51 [3] (0:12.16)	0:48.35 [4] (0:12.10)	0:36.25 [2] (0:11.95)	0:24.30 [2] (0:11.96)	0:36.25	+2
4	14	SHEPPEY Montanna Savva	16	64.6 1200m	0:08.59 Overall	1:20.54 [4] (0:08.59)	1:11.95 [4] (0:11.37)	1:00.58 [5] (0:12.05)	0:48.53 [3] (0:12.19)	0:36.34 [5] (0:12.06)	0:24.28 [5] (0:11.90)	0:36.34	+11
5	6	GUTS 'N' GLORY Emily Lang	3	64.7 1200m	0:08.91 Overall	1:20.57 [5] (0:08.91)	1:11.66 [10] (0:11.65)	1:00.01 [10] (0:12.03)	0:47.98 [9] (0:12.05)	0:35.93 [9] (0:11.98)	0:23.95 [8] (0:11.92)	0:35.93	+0
6	10	DEFERENTIAL Georgina Cartwright	13	66.3 1200m	0:08.89 Overall	1:20.62 [6] (0:08.89)	1:11.73 [9] (0:11.37)	1:00.36 [8] (0:11.89)	0:48.47 [5] (0:12.01)	0:36.46 [3] (0:11.98)	0:24.48 [3] (0:11.94)	0:36.46	+10
7	13	VONZITHER Karl Zechner	4	62.8 1200m	0:08.29 Overall	1:20.62 [7] (0:08.29)	1:12.33 [2] (0:11.65)	1:00.68 [4] (0:12.23)	0:48.45 [6] (0:12.09)	0:36.36 [6] (0:12.09)	0:24.27 [6] (0:11.99)	0:36.36	+8
8	2	DIACO Micheal Hellyer	6	64.7 1200m	0:08.67 Overall	1:20.70 [8] (0:08.67)	1:12.03 [6] (0:11.48)	1:00.55 [7] (0:12.18)	0:48.37 [8] (0:12.12)	0:36.25 [7] (0:11.96)	0:24.29 [7] (0:11.90)	0:36.25	+9
9	1	DOCTOR TEEKAY Jake Molloy	7	64.6 1200m	0:08.86 Overall	1:20.79 [9] (0:08.86)	1:11.93 [8] (0:11.56)	1:00.37 [9] (0:12.30)	0:48.07 [10] (0:12.14)	0:35.93 [10] (0:11.82)	0:24.11 [10] (0:11.92)	0:35.93	+8
10	5	MOST DAZZLING Luke Tarrant	1	64.7 1200m	0:08.78 Overall	1:22.10 [10] (0:08.78)	1:13.32 [7] (0:11.36)	1:01.96 [6] (0:12.15)	0:49.81 [7] (0:12.22)	0:37.59 [8] (0:12.12)	0:25.47 [9] (0:12.19)	0:37.59	+0

Did Not Finish: Top Boy (#8)

Scratched: Sukhbir (#4), Latenighttoughguy (#7), Gobbled (#12), Kubwa (#15), Avoid The Misstres (#16)

[] Ranking at each section and finish
 -:-:- No data available at this section
 NA No data available

SCN Saddle cloth number
 DNF Did not finish
 DNT Did not track



Toowoomba QLD Professional

Race 1: SUBZERO AIRCONDITIONING BENCHMARK 70 Handicap - 1300m

18 May 2024 - 16:49



Track Rating: Soft 5 , Weather: Fine , Rail Position: +1m Entire

Section				200m				Last 600m	
Field Times				0:12.26 (0:12.26)				0:36.14	
Rank	TAB	Horse/Jockey	Barrier	Top Speed [km/h]	Fastest Section	Margin			Distance Travelled [m]
1	11	TAKE A PICTURE Nathan Fazackerley	2	64.0 1200m	0:08.32 Overall	0:12.15 [3] (0:12.15)	1:20.19		0:36.02
2	3	PERFECT ENCOUNTER Dylan Bennett	15	66.7 1200m	0:08.63 Overall	0:12.27 [1] (0:12.27)	0.1L		0:36.15 +4
3	9	MENARI MAGIC Madeleine Wishart	10	63.5 1200m	0:08.25 Overall	0:12.34 [2] (0:12.34)	0.9L		0:36.25 +2
4	14	SHEPPEY Montanna Savva	16	64.6 1200m	0:08.59 Overall	0:12.38 [5] (0:12.38)	1.9L		0:36.34 +11
5	6	GUTS 'N' GLORY Emily Lang	3	64.7 1200m	0:08.91 Overall	0:12.03 [8] (0:12.03)	2.1L		0:35.93 +0
6	10	DEFERENTIAL Georgina Cartwright	13	66.3 1200m	0:08.89 Overall	0:12.54 [4] (0:12.54)	2.3L		0:36.46 +10
7	13	VONZITHER Karl Zechner	4	62.8 1200m	0:08.29 Overall	0:12.28 [7] (0:12.28)	2.4L		0:36.36 +8
8	2	DIACO Micheal Hellyer	6	64.7 1200m	0:08.67 Overall	0:12.39 [6] (0:12.39)	2.8L		0:36.25 +9
9	1	DOCTOR TEEKAY Jake Molloy	7	64.6 1200m	0:08.86 Overall	0:12.19 [9] (0:12.19)	3.3L		0:35.93 +8
10	5	MOST DAZZLING Luke Tarrant	1	64.7 1200m	0:08.78 Overall	0:13.28 [10] (0:13.28)	10.8L		0:37.59 +0

Did Not Finish: Top Boy (#8)

Scratched: Sukhbir (#4), Latenighttoughguy (#7), Gobbled (#12), Kubwa (#15), Avoid The Misstres (#16)

Report Created: Sat 18 May 2024 17:03 GMT+10 (Note: Timing is based on position data)

Page 2/14

[] Ranking at each section and finish
 -:-:- No data available at this section
 NA No data available

SCN Saddle cloth number
 DNF Did not finish
 DNT Did not track

data processed by TRIPLESDATA



Horse/Jockey Name	Take A Picture
Final Rank	1
Fastest Section Time (Section)	0:08.32 (Overall)
Top Speed [km/h] (Section)	64.0 (1200m)
Race State	Finished

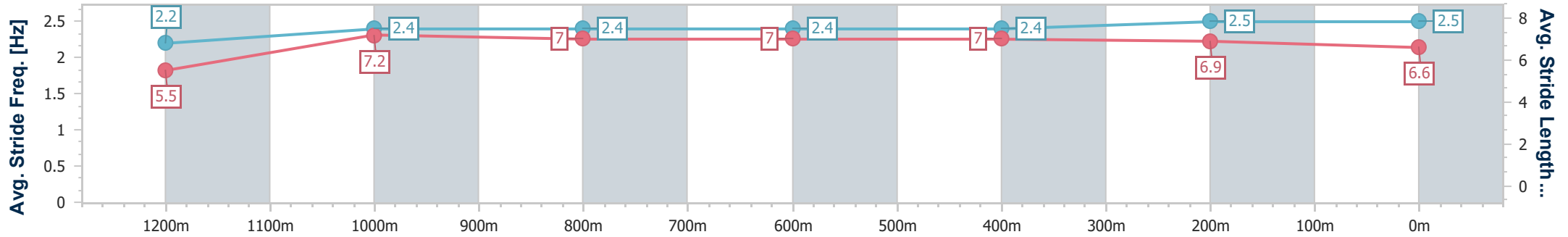
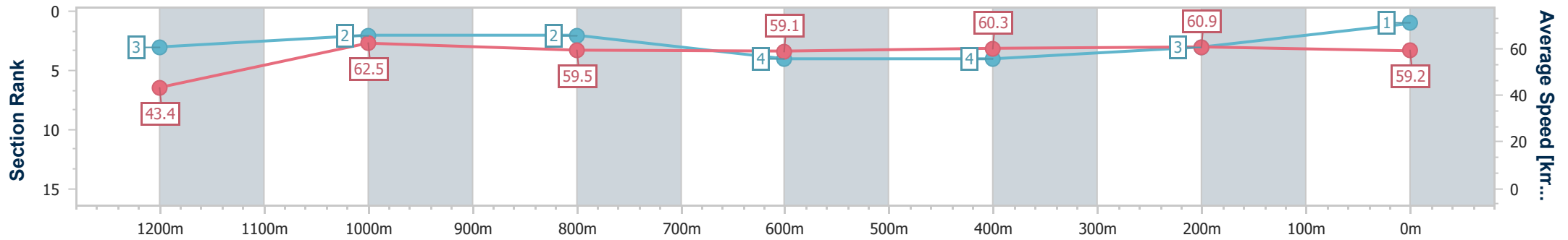


Toowoomba QLD Professional
 Race 1: SUBZERO AIRCONDITIONING BENCHMARK 70
 Handicap - 1300m
 18 May 2024 - 16:49



Track Rating: Soft 5 , Weather: Fine , Rail Position: +1m Entire

Section	Overall	1200m	1000m	800m	600m	400m	200m
Section Times	1:20.19 [1] (0:08.32)	1:11.87 [3] (0:11.51)	1:00.36 [2] (0:12.11)	0:48.25 [2] (0:12.23)	0:36.02 [4] (0:12.00)	0:24.02 [4] (0:11.87)	0:12.15 [3] (0:12.15)
Average Speed [km/h]	43.4	62.5	59.5	59.1	60.3	60.9	59.2
Top Speed [km/h]	61.2	64.0	61.4	61.3	61.2	61.9	61.5
Avg. Dist. to Rail [m]	3.4	0.6	0.3	1.1	1.1	0.7	2.2
Avg. Stride Freq. [Hz]	2.2	2.4	2.4	2.4	2.4	2.5	2.5
Avg. Stride Length [m]	5.5	7.2	7.0	7.0	7.0	6.9	6.6



- [] Ranking at each section and finish
- .-.- No data available at this section
- NA No data available



Horse/Jockey Name	Perfect Encounter
Final Rank	2
Fastest Section Time (Section)	0:08.63 (Overall)
Top Speed [km/h] (Section)	66.7 (1200m)
Race State	Finished

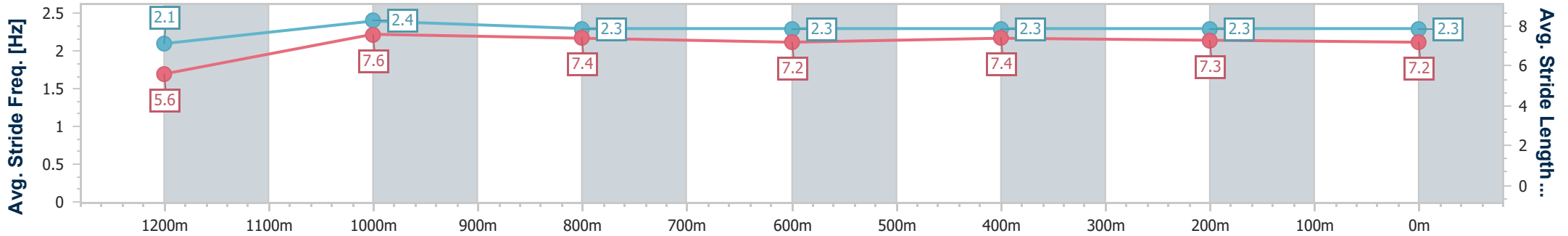
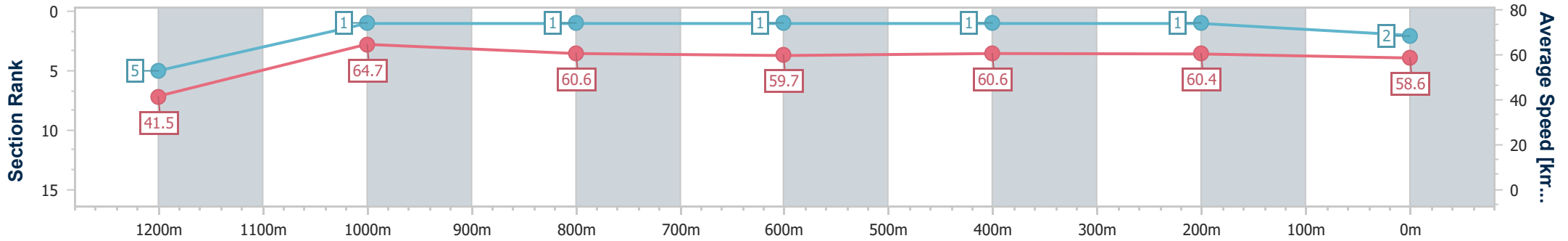


Toowoomba QLD Professional
 Race 1: SUBZERO AIRCONDITIONING BENCHMARK 70
 Handicap - 1300m
 18 May 2024 - 16:49



Track Rating: Soft 5 , Weather: Fine , Rail Position: +1m Entire

Section	Overall	1200m	1000m	800m	600m	400m	200m
Section Times	1:20.20 [2] (0:08.63)	1:11.57 [5] (0:11.18)	1:00.39 [1] (0:12.07)	0:48.32 [1] (0:12.17)	0:36.15 [1] (0:11.94)	0:24.21 [1] (0:11.94)	0:12.27 [1] (0:12.27)
Average Speed [km/h]	41.5	64.7	60.6	59.7	60.6	60.4	58.6
Top Speed [km/h]	64.0	66.7	63.8	60.8	61.8	61.1	59.7
Avg. Dist. to Rail [m]	11.9	5.9	4.7	2.9	1.1	0.4	2.0
Avg. Stride Freq. [Hz]	2.1	2.4	2.3	2.3	2.3	2.3	2.3
Avg. Stride Length [m]	5.6	7.6	7.4	7.2	7.4	7.3	7.2



- [] Ranking at each section and finish
- .-.- No data available at this section
- NA No data available



Horse/Jockey Name	Menari Magic
Final Rank	3
Fastest Section Time (Section)	0:08.25 (Overall)
Top Speed [km/h] (Section)	63.5 (1200m)
Race State	Finished

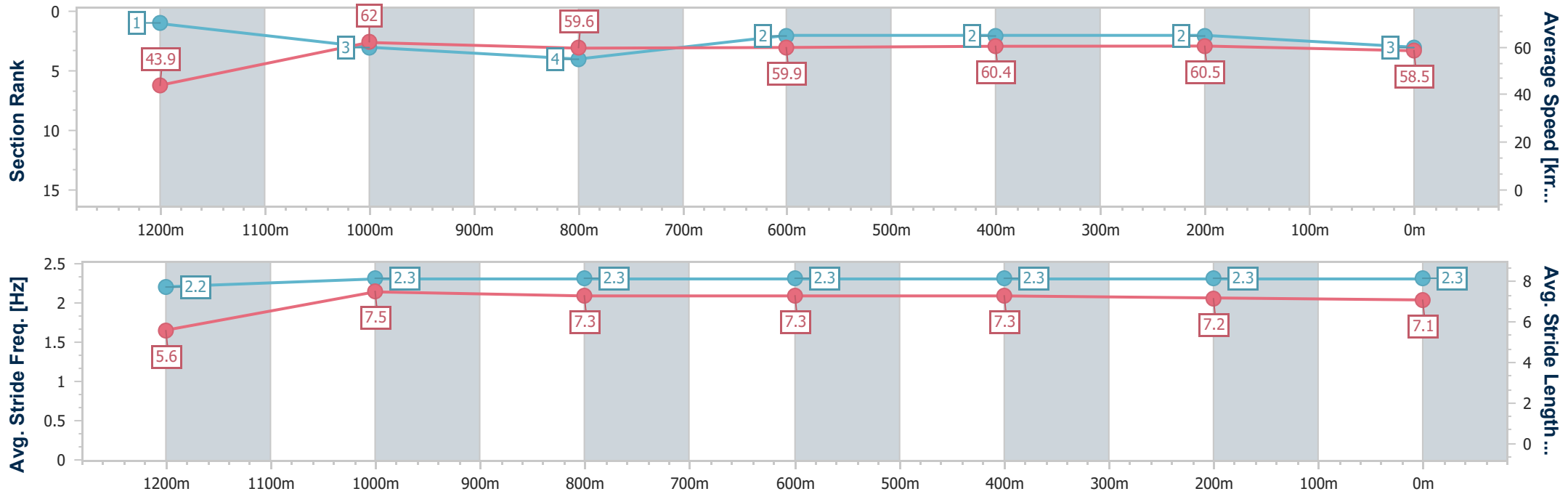


Toowoomba QLD Professional
 Race 1: SUBZERO AIRCONDITIONING BENCHMARK 70
 Handicap - 1300m
 18 May 2024 - 16:49



Track Rating: Soft 5 , Weather: Fine , Rail Position: +1m Entire

Section	Overall	1200m	1000m	800m	600m	400m	200m
Section Times	1:20.37 [3] (0:08.25)	1:12.12 [1] (0:11.61)	1:00.51 [3] (0:12.16)	0:48.35 [4] (0:12.10)	0:36.25 [2] (0:11.95)	0:24.30 [2] (0:11.96)	0:12.34 [2] (0:12.34)
Average Speed [km/h]	43.9	62.0	59.6	59.9	60.4	60.5	58.5
Top Speed [km/h]	61.7	63.5	61.4	61.0	61.2	61.3	60.5
Avg. Dist. to Rail [m]	6.5	1.7	2.1	1.9	0.8	1.8	3.6
Avg. Stride Freq. [Hz]	2.2	2.3	2.3	2.3	2.3	2.3	2.3
Avg. Stride Length [m]	5.6	7.5	7.3	7.3	7.3	7.2	7.1



- [] Ranking at each section and finish
- .-.- No data available at this section
- NA No data available



Horse/Jockey Name	Sheppey
Final Rank	4
Fastest Section Time (Section)	0:08.59 (Overall)
Top Speed [km/h] (Section)	64.6 (1200m)
Race State	Finished

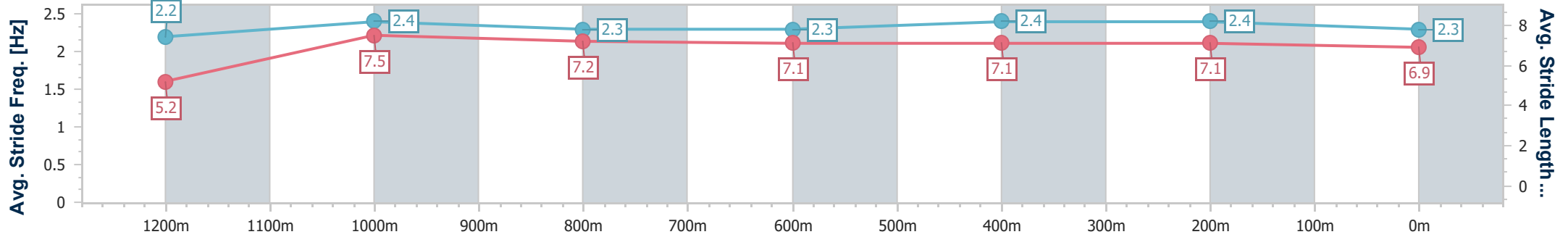
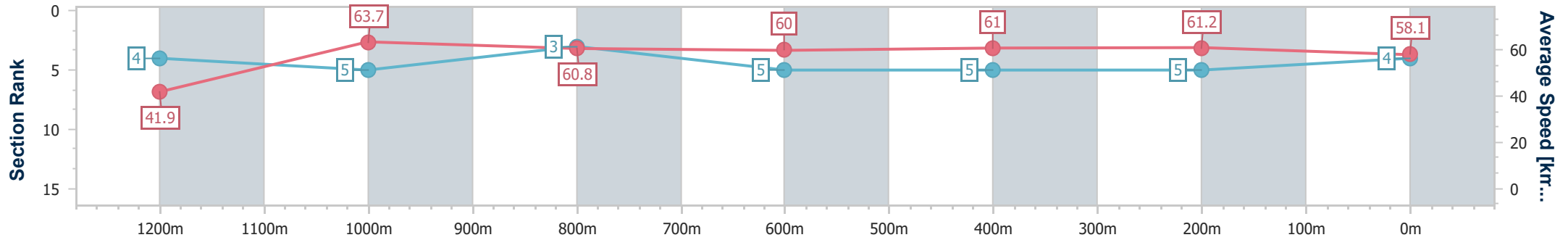


Toowoomba QLD Professional
 Race 1: SUBZERO AIRCONDITIONING BENCHMARK 70
 Handicap - 1300m
 18 May 2024 - 16:49



Track Rating: Soft 5 , Weather: Fine , Rail Position: +1m Entire

Section	Overall	1200m	1000m	800m	600m	400m	200m
Section Times	1:20.54 [4] (0:08.59)	1:11.95 [4] (0:11.37)	1:00.58 [5] (0:12.05)	0:48.53 [3] (0:12.19)	0:36.34 [5] (0:12.06)	0:24.28 [5] (0:11.90)	0:12.38 [5] (0:12.38)
Average Speed [km/h]	41.9	63.7	60.8	60.0	61.0	61.2	58.1
Top Speed [km/h]	61.4	64.6	62.4	61.1	62.3	62.3	61.0
Avg. Dist. to Rail [m]	11.0	4.7	4.4	5.4	3.9	3.7	6.3
Avg. Stride Freq. [Hz]	2.2	2.4	2.3	2.3	2.4	2.4	2.3
Avg. Stride Length [m]	5.2	7.5	7.2	7.1	7.1	7.1	6.9



- [] Ranking at each section and finish
- .-.- No data available at this section
- NA No data available



Horse/Jockey Name	Guts 'N' Glory
Final Rank	5
Fastest Section Time (Section)	0:08.91 (Overall)
Top Speed [km/h] (Section)	64.7 (1200m)
Race State	Finished

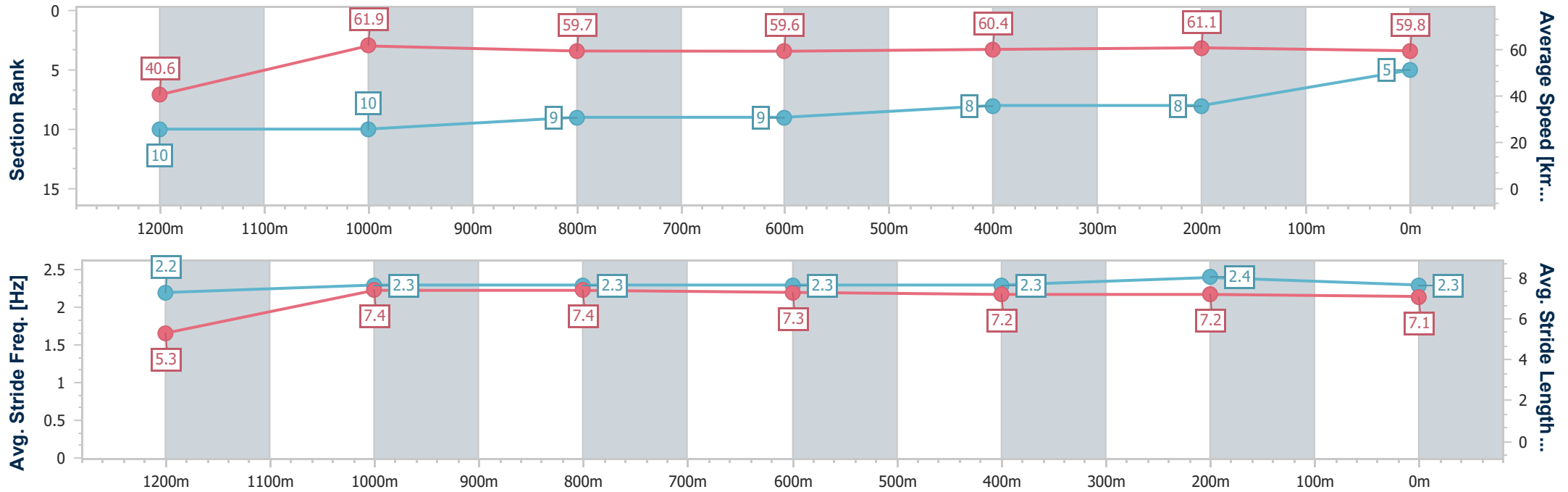


Toowoomba QLD Professional
 Race 1: SUBZERO AIRCONDITIONING BENCHMARK 70
 Handicap - 1300m
 18 May 2024 - 16:49



Track Rating: Soft 5 , Weather: Fine , Rail Position: +1m Entire

Section	Overall	1200m	1000m	800m	600m	400m	200m
Section Times	1:20.57 [5] (0:08.91)	1:11.66 [10] (0:11.65)	1:00.01 [10] (0:12.03)	0:47.98 [9] (0:12.05)	0:35.93 [9] (0:11.98)	0:23.95 [8] (0:11.92)	0:12.03 [8] (0:12.03)
Average Speed [km/h]	40.6	61.9	59.7	59.6	60.4	61.1	59.8
Top Speed [km/h]	58.6	64.7	61.2	61.1	61.3	61.9	61.1
Avg. Dist. to Rail [m]	5.1	1.8	0.6	0.9	1.3	2.3	1.7
Avg. Stride Freq. [Hz]	2.2	2.3	2.3	2.3	2.3	2.4	2.3
Avg. Stride Length [m]	5.3	7.4	7.4	7.3	7.2	7.2	7.1



- [] Ranking at each section and finish
- .-.- No data available at this section
- NA No data available



Horse/Jockey Name	Deferential
Final Rank	6
Fastest Section Time (Section)	0:08.89 (Overall)
Top Speed [km/h] (Section)	66.3 (1200m)
Race State	Finished

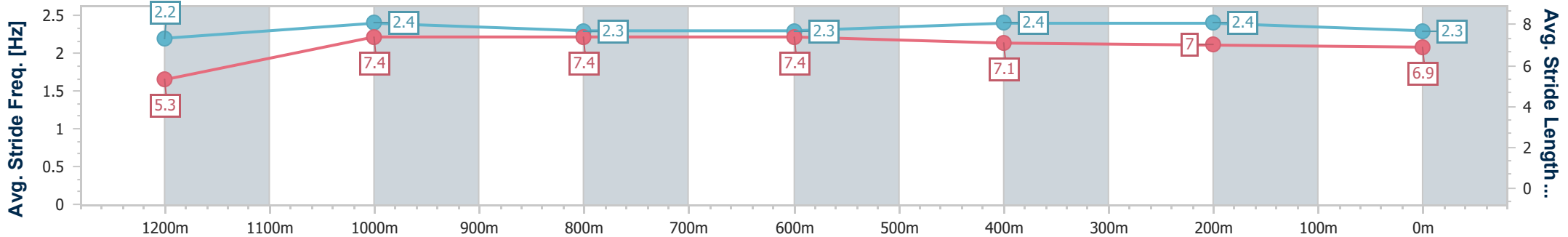
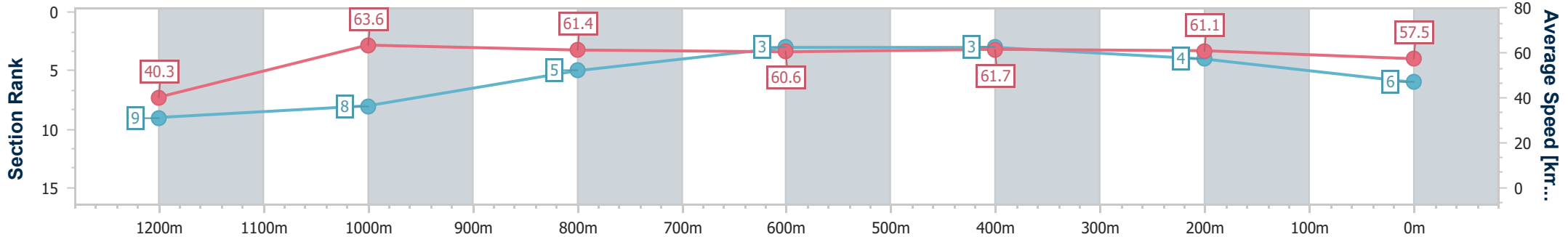


Toowoomba QLD Professional
 Race 1: SUBZERO AIRCONDITIONING BENCHMARK 70
 Handicap - 1300m
 18 May 2024 - 16:49



Track Rating: Soft 5 , Weather: Fine , Rail Position: +1m Entire

Section	Overall	1200m	1000m	800m	600m	400m	200m
Section Times	1:20.62 [6] (0:08.89)	1:11.73 [9] (0:11.37)	1:00.36 [8] (0:11.89)	0:48.47 [5] (0:12.01)	0:36.46 [3] (0:11.98)	0:24.48 [3] (0:11.94)	0:12.54 [4] (0:12.54)
Average Speed [km/h]	40.3	63.6	61.4	60.6	61.7	61.1	57.5
Top Speed [km/h]	60.7	66.3	61.6	61.3	62.3	62.6	59.7
Avg. Dist. to Rail [m]	11.9	6.2	3.2	4.2	4.4	4.8	6.4
Avg. Stride Freq. [Hz]	2.2	2.4	2.3	2.3	2.4	2.4	2.3
Avg. Stride Length [m]	5.3	7.4	7.4	7.4	7.1	7.0	6.9



- [] Ranking at each section and finish
- .-.- No data available at this section
- NA No data available



Horse/Jockey Name	Vonzither
Final Rank	7
Fastest Section Time (Section)	0:08.29 (Overall)
Top Speed [km/h] (Section)	62.8 (1200m)
Race State	Finished

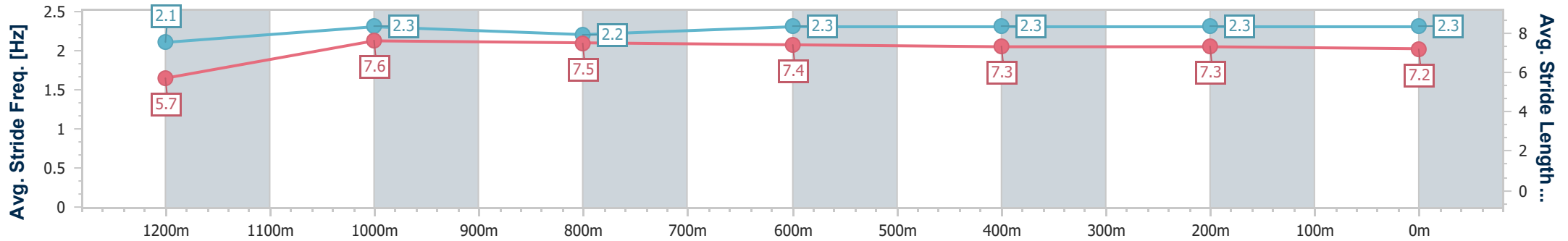
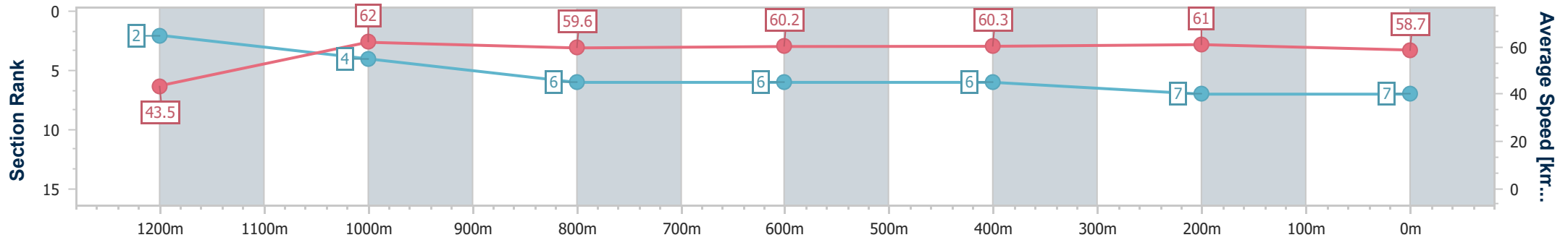


Toowoomba QLD Professional
 Race 1: SUBZERO AIRCONDITIONING BENCHMARK 70
 Handicap - 1300m
 18 May 2024 - 16:49



Track Rating: Soft 5 , Weather: Fine , Rail Position: +1m Entire

Section	Overall	1200m	1000m	800m	600m	400m	200m
Section Times	1:20.62 [7] (0:08.29)	1:12.33 [2] (0:11.65)	1:00.68 [4] (0:12.23)	0:48.45 [6] (0:12.09)	0:36.36 [6] (0:12.09)	0:24.27 [6] (0:11.99)	0:12.28 [7] (0:12.28)
Average Speed [km/h]	43.5	62.0	59.6	60.2	60.3	61.0	58.7
Top Speed [km/h]	61.3	62.8	60.9	61.3	62.0	62.0	60.3
Avg. Dist. to Rail [m]	9.2	4.6	3.2	4.0	2.7	4.7	3.7
Avg. Stride Freq. [Hz]	2.1	2.3	2.2	2.3	2.3	2.3	2.3
Avg. Stride Length [m]	5.7	7.6	7.5	7.4	7.3	7.3	7.2



- [] Ranking at each section and finish
- .-.- No data available at this section
- NA No data available



Horse/Jockey Name	Diacio
Final Rank	8
Fastest Section Time (Section)	0:08.67 (Overall)
Top Speed [km/h] (Section)	64.7 (1200m)
Race State	Finished

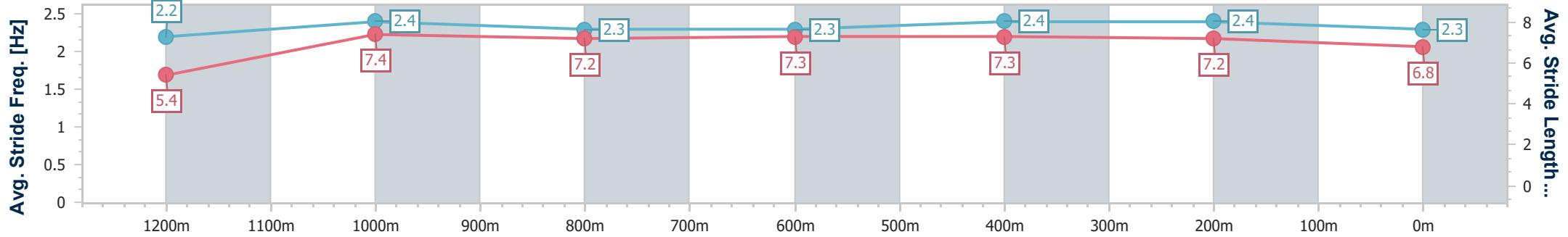
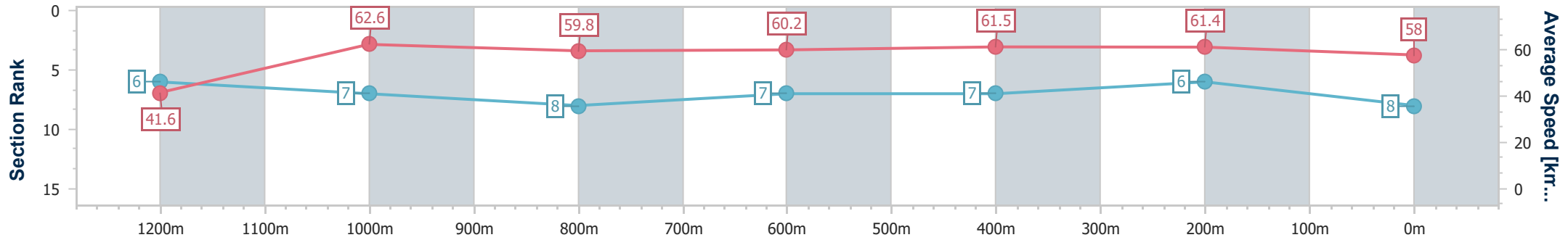


Toowoomba QLD Professional
 Race 1: SUBZERO AIRCONDITIONING BENCHMARK 70
 Handicap - 1300m
 18 May 2024 - 16:49



Track Rating: Soft 5 , Weather: Fine , Rail Position: +1m Entire

Section	Overall	1200m	1000m	800m	600m	400m	200m
Section Times	1:20.70 [8] (0:08.67)	1:12.03 [6] (0:11.48)	1:00.55 [7] (0:12.18)	0:48.37 [8] (0:12.12)	0:36.25 [7] (0:11.96)	0:24.29 [7] (0:11.90)	0:12.39 [6] (0:12.39)
Average Speed [km/h]	41.6	62.6	59.8	60.2	61.5	61.4	58.0
Top Speed [km/h]	61.4	64.7	60.7	61.8	62.1	63.2	60.0
Avg. Dist. to Rail [m]	5.5	2.8	2.8	4.0	3.8	4.6	7.6
Avg. Stride Freq. [Hz]	2.2	2.4	2.3	2.3	2.4	2.4	2.3
Avg. Stride Length [m]	5.4	7.4	7.2	7.3	7.3	7.2	6.8



- [] Ranking at each section and finish
- .-.- No data available at this section
- NA No data available



Horse/Jockey Name	Doctor Teekay
Final Rank	9
Fastest Section Time (Section)	0:08.86 (Overall)
Top Speed [km/h] (Section)	64.6 (1200m)
Race State	Finished

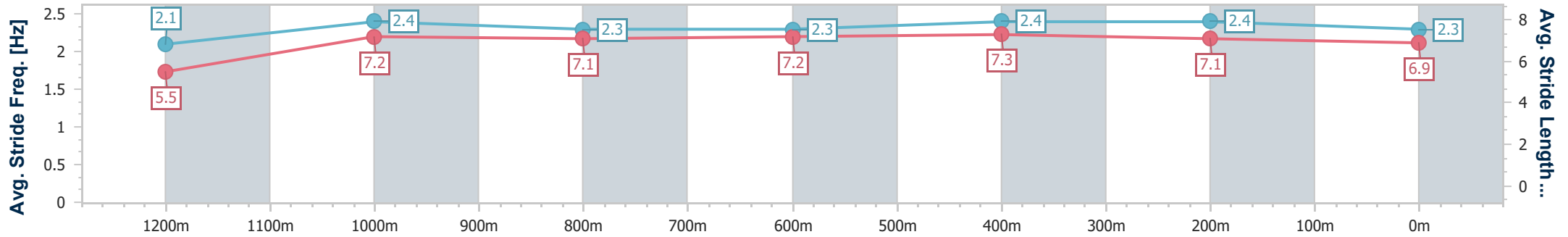
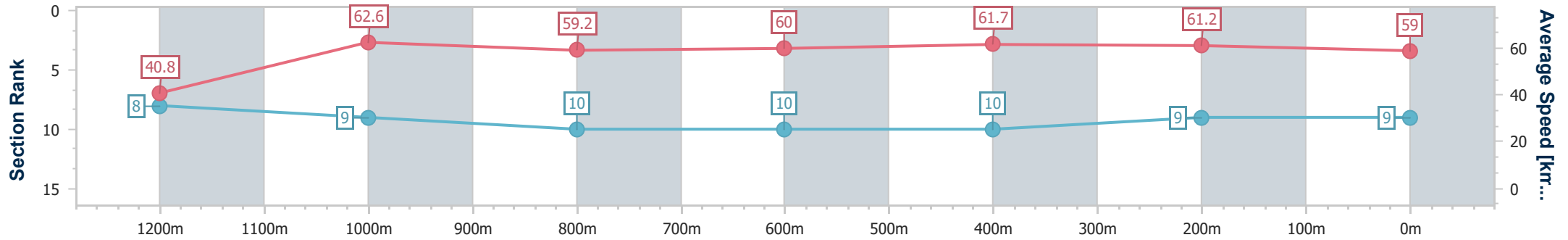


Toowoomba QLD Professional
 Race 1: SUBZERO AIRCONDITIONING BENCHMARK 70
 Handicap - 1300m
 18 May 2024 - 16:49



Track Rating: Soft 5 , Weather: Fine , Rail Position: +1m Entire

Section	Overall	1200m	1000m	800m	600m	400m	200m
Section Times	1:20.79 [9] (0:08.86)	1:11.93 [8] (0:11.56)	1:00.37 [9] (0:12.30)	0:48.07 [10] (0:12.14)	0:35.93 [10] (0:11.82)	0:24.11 [10] (0:11.92)	0:12.19 [9] (0:12.19)
Average Speed [km/h]	40.8	62.6	59.2	60.0	61.7	61.2	59.0
Top Speed [km/h]	59.7	64.6	61.7	61.5	63.0	62.1	61.1
Avg. Dist. to Rail [m]	7.8	4.8	3.8	3.5	3.0	2.7	1.6
Avg. Stride Freq. [Hz]	2.1	2.4	2.3	2.3	2.4	2.4	2.3
Avg. Stride Length [m]	5.5	7.2	7.1	7.2	7.3	7.1	6.9



- [] Ranking at each section and finish
- .-.- No data available at this section
- NA No data available



Horse/Jockey Name	Most Dazzling
Final Rank	10
Fastest Section Time (Section)	0:08.78 (Overall)
Top Speed [km/h] (Section)	64.7 (1200m)
Race State	Finished

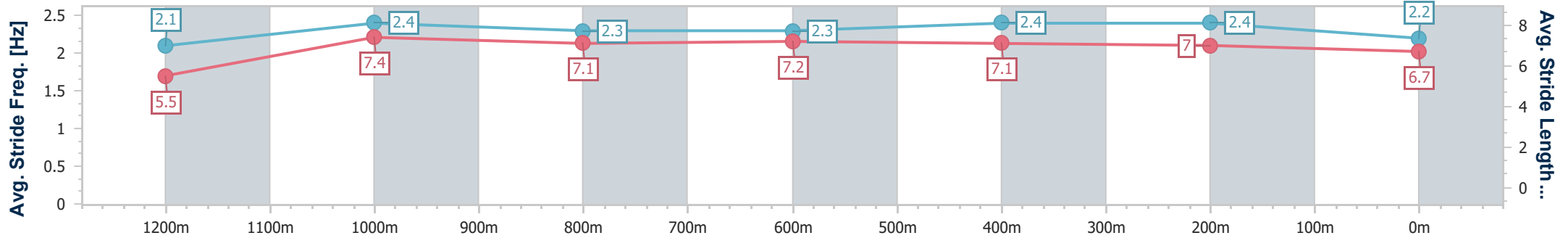
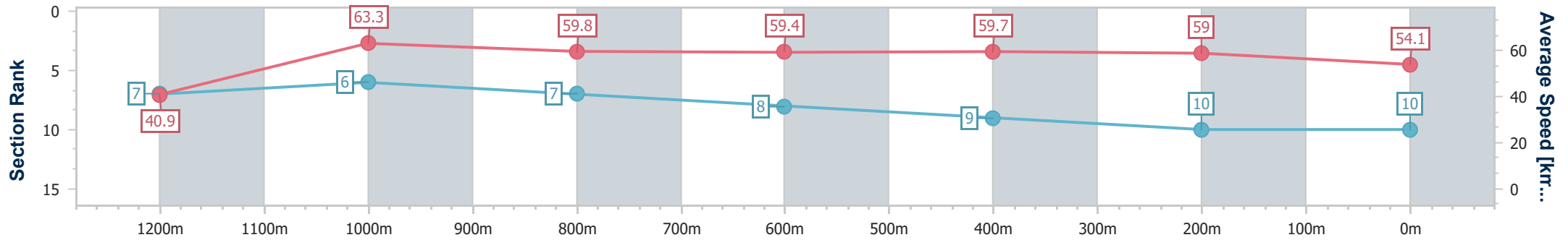


Toowoomba QLD Professional
 Race 1: SUBZERO AIRCONDITIONING BENCHMARK 70
 Handicap - 1300m
 18 May 2024 - 16:49



Track Rating: Soft 5 , Weather: Fine , Rail Position: +1m Entire

Section	Overall	1200m	1000m	800m	600m	400m	200m
Section Times	1:22.10 [10] (0:08.78)	1:13.32 [7] (0:11.36)	1:01.96 [6] (0:12.15)	0:49.81 [7] (0:12.22)	0:37.59 [8] (0:12.12)	0:25.47 [9] (0:12.19)	0:13.28 [10] (0:13.28)
Average Speed [km/h]	40.9	63.3	59.8	59.4	59.7	59.0	54.1
Top Speed [km/h]	62.8	64.7	61.5	60.3	60.7	59.8	58.1
Avg. Dist. to Rail [m]	2.1	1.2	1.8	1.9	1.4	0.5	1.0
Avg. Stride Freq. [Hz]	2.1	2.4	2.3	2.3	2.4	2.4	2.2
Avg. Stride Length [m]	5.5	7.4	7.1	7.2	7.1	7.0	6.7



- [] Ranking at each section and finish
- .-.- No data available at this section
- NA No data available



Horse/Jockey Name	Top Boy
Final Rank	2147483647
Fastest Section Time (Section)	0:09.37 (Overall)
Top Speed [km/h] (Section)	55.5 (1200m)
Race State	DidNotFinish

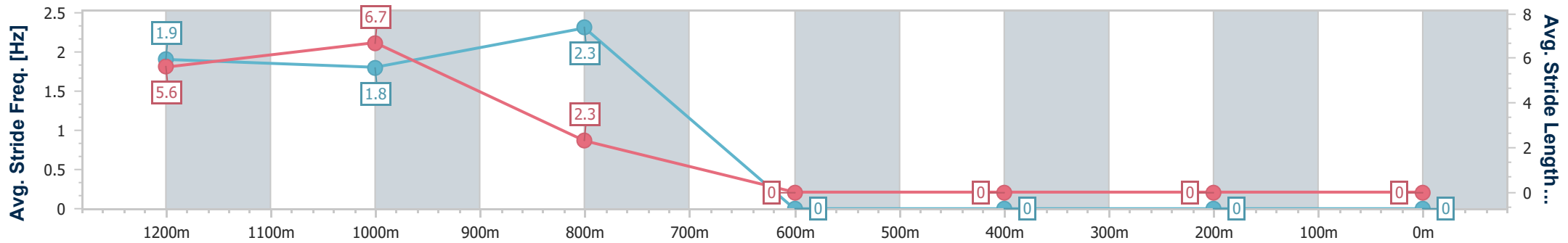
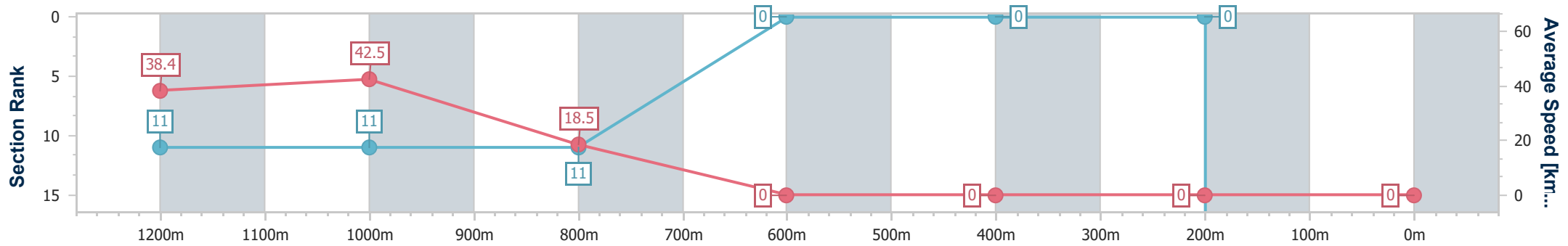


Toowoomba QLD Professional
 Race 1: SUBZERO AIRCONDITIONING BENCHMARK 70
 Handicap - 1300m
 18 May 2024 - 16:49



Track Rating: Soft 5 , Weather: Fine , Rail Position: +1m Entire

Section	Overall	1200m	1000m	800m	600m	400m	200m
Section Times	0:00.00 [2147483647 1 (0:09.37)	0:00.00 [11] (0:16.99)	0:00.00 [11] (0:39.38)	-:--:--	-:--:--	-:--:--	-:--:--
Average Speed [km/h]	38.4	42.5	18.5	0.0	0.0	0.0	0.0
Top Speed [km/h]	54.6	55.5	33.0	--	--	--	--
Avg. Dist. to Rail [m]	9.5	3.5	3.5	0.0	0.0	0.0	0.0
Avg. Stride Freq. [Hz]	1.9	1.8	2.3	--	--	--	--
Avg. Stride Length [m]	5.6	6.7	2.3	--	--	--	--



- [] Ranking at each section and finish
- :--:-- No data available at this section
- NA No data available

- [] Ranking at each section and finish
- :--:- No data available at this section
- NA No data available



Toowoomba QLD Professional

Race 2: SEDL AGENCIES BENCHMARK 60 Handicap - 1200m

18 May 2024 - 17:20



Track Rating: Soft 5, Weather: Fine , Rail Position: +1m Entire

Section		Overall										Last 600m	
Field Times		1:13.37										0:37.18	
		(0:13.41)											
		0:59.96											
		(0:11.10)											
		0:48.86											
		(0:11.68)											
		0:37.18											
		(0:12.43)											
		0:24.75											
		(0:12.40)											
		0:12.35											
		(0:12.35)											
Rank	TAB	Horse/Jockey	Barrier	Top Speed [km/h]	Fastest Section	Overall	1000m	800m	600m	400m	200m	Margin	Distance Travelled [m]
1	2	NEVER GIVE UP Karl Zechner	7	68.5	0:11.15	1:13.37 [1]	0:59.69 [4]	0:48.54 [4]	0:36.86 [4]	0:24.55 [3]	0:12.28 [2]	1:13.37	0:36.86
				Overall	1000m	(0:13.68)	(0:11.15)	(0:11.68)	(0:12.31)	(0:12.27)	(0:12.28)		
2	5	SET TO SHINE Emily Lang	5	66.0	0:11.19	1:13.40 [2]	0:59.61 [5]	0:48.42 [6]	0:36.78 [6]	0:24.58 [4]	0:12.38 [1]	0.2L	0:36.78 +1
				Overall	1000m	(0:13.79)	(0:11.19)	(0:11.64)	(0:12.20)	(0:12.20)	(0:12.38)		
3	10	BOOMI'S BUDDY Dylan Bennett	4	67.0	0:11.13	1:13.54 [3]	0:59.73 [6]	0:48.60 [5]	0:36.94 [5]	0:24.62 [6]	0:12.29 [3]	1L	0:36.94 -5
				Overall	1000m	(0:13.81)	(0:11.13)	(0:11.66)	(0:12.32)	(0:12.33)	(0:12.29)		
4	11	RADIANT QUEEN Olivia Webb	13	65.7	0:11.23	1:13.91 [4]	0:59.49 [10]	0:48.26 [9]	0:36.67 [8]	0:24.54 [9]	0:12.16 [6]	3L	0:36.67 -4
				1000m	1000m	(0:14.42)	(0:11.23)	(0:11.59)	(0:12.13)	(0:12.38)	(0:12.16)		
5	14	TOMBOY'S SPIRIT Alisha Donald	6	65.8	0:11.53	1:14.32 [5]	1:00.23 [7]	0:48.70 [8]	0:37.00 [9]	0:24.97 [8]	0:12.57 [6]	5.3L	0:37.00 +1
				600m	1000m	(0:14.09)	(0:11.53)	(0:11.70)	(0:12.03)	(0:12.40)	(0:12.57)		
6	8	SUISSE SCANDAL Justin Huxtable	1	67.6	0:11.12	1:14.73 [6]	1:01.11 [3]	0:49.99 [3]	0:38.23 [3]	0:25.82 [5]	0:13.01 [5]	7.6L	0:38.23 -7
				Overall	1000m	(0:13.62)	(0:11.12)	(0:11.76)	(0:12.41)	(0:12.81)	(0:13.01)		
7	9	BOOM BY BY Jake Molloy	11	65.1	0:11.45	1:14.95 [7]	1:00.68 [9]	0:49.23 [10]	0:37.54 [10]	0:25.37 [10]	0:12.89 [9]	8.9L	0:37.54 +5
				1000m	1000m	(0:14.27)	(0:11.45)	(0:11.69)	(0:12.17)	(0:12.48)	(0:12.89)		
8	4	FIRST PEOPLES Nathan Fazackerley	9	68.1	0:10.96	1:15.41 [8]	1:01.83 [2]	0:50.87 [2]	0:39.22 [1]	0:26.79 [1]	0:13.79 [4]	11.4L	0:39.22 -4
				1000m	1000m	(0:13.58)	(0:10.96)	(0:11.65)	(0:12.43)	(0:13.00)	(0:13.79)		
9	13	PRETTY LITTLE LASS Georgina Cartwright	2	66.3	0:11.27	1:15.56 [9]	1:01.44 [8]	0:50.17 [7]	0:38.69 [7]	0:26.45 [7]	0:13.58 [8]	12.2L	0:38.69 -7
				1000m	1000m	(0:14.12)	(0:11.27)	(0:11.48)	(0:12.24)	(0:12.87)	(0:13.58)		
10	15	SEIRYU Madeleine Wishart	14	67.6	0:11.10	1:16.89 [10]	1:03.48 [1]	0:52.38 [1]	0:40.62 [2]	0:28.17 [2]	0:14.64 [10]	20L	0:40.62 -3
				1000m	1000m	(0:13.41)	(0:11.10)	(0:11.76)	(0:12.45)	(0:13.53)	(0:14.64)		

Scratched: Tee Amici (#16), Affinity Flyer (#7), Mygirlgladys (#12), Most Dazzling (#1), Anarchy (#3), Tabulam (#6)

[] Ranking at each section and finish
-:--:-- No data available at this section
NA No data available

SCN Saddle cloth number
DNF Did not finish
DNT Did not track



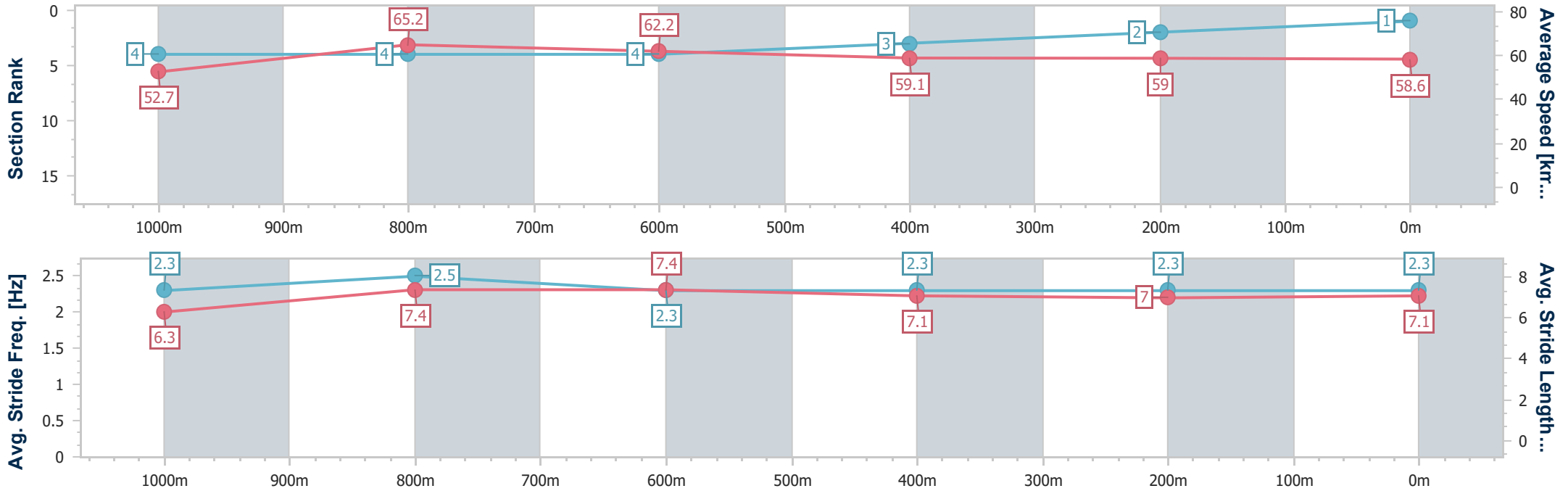
Horse/Jockey Name	Never Give Up
Final Rank	1
Fastest Section Time (Section)	0:11.15 (1000m)
Top Speed [km/h] (Section)	68.5 (Overall)
Race State	Finished



Toowoomba QLD Professional
 Race 2: SEDL AGENCIES BENCHMARK 60 Handicap - 1200m
 18 May 2024 - 17:20
 Track Rating: Soft 5, Weather: Fine , Rail Position: +1m Entire



Section	Overall	1000m	800m	600m	400m	200m
Section Times	1:13.37 [1] (0:13.68)	0:59.69 [4] (0:11.15)	0:48.54 [4] (0:11.68)	0:36.86 [4] (0:12.31)	0:24.55 [3] (0:12.27)	0:12.28 [2] (0:12.28)
Average Speed [km/h]	52.7	65.2	62.2	59.1	59.0	58.6
Top Speed [km/h]	68.5	67.6	64.7	61.7	60.3	59.6
Avg. Dist. to Rail [m]	5.9	3.0	1.9	2.3	2.2	1.2
Avg. Stride Freq. [Hz]	2.3	2.5	2.3	2.3	2.3	2.3
Avg. Stride Length [m]	6.3	7.4	7.4	7.1	7.0	7.1



- [] Ranking at each section and finish
- .-.- No data available at this section
- NA No data available



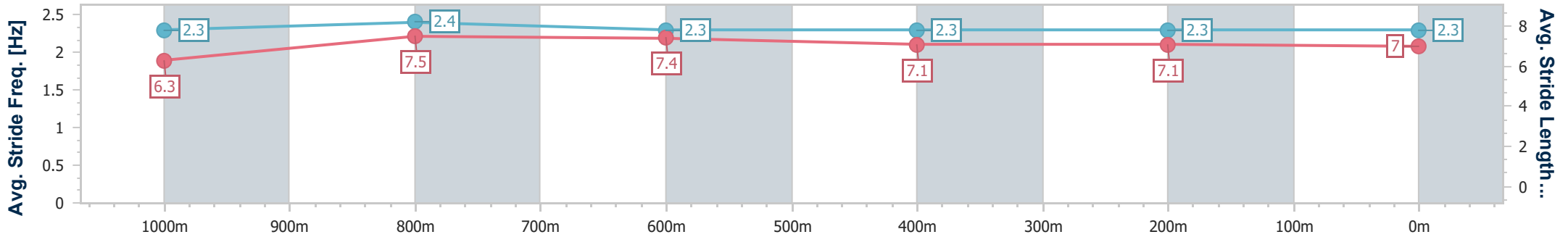
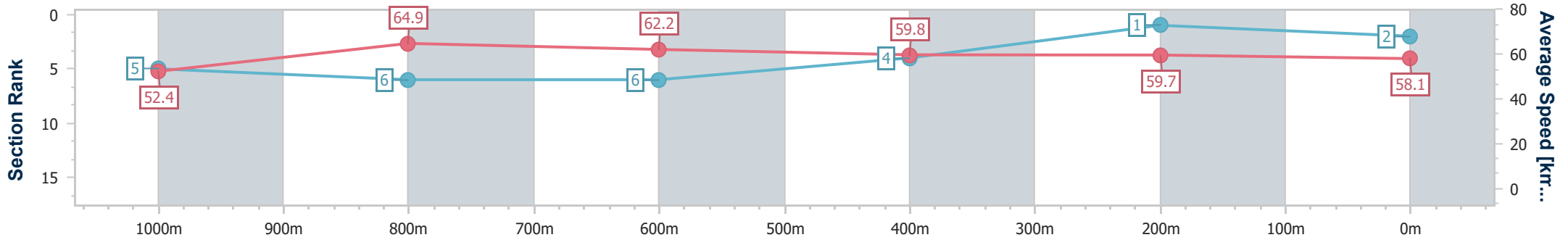
Horse/Jockey Name	Set To Shine
Final Rank	2
Fastest Section Time (Section)	0:11.19 (1000m)
Top Speed [km/h] (Section)	66.0 (Overall)
Race State	Finished



Toowoomba QLD Professional
 Race 2: SEDL AGENCIES BENCHMARK 60 Handicap - 1200m
 18 May 2024 - 17:20
 Track Rating: Soft 5, Weather: Fine , Rail Position: +1m Entire



Section	Overall	1000m	800m	600m	400m	200m
Section Times	1:13.40 [2] (0:13.79)	0:59.61 [5] (0:11.19)	0:48.42 [6] (0:11.64)	0:36.78 [6] (0:12.20)	0:24.58 [4] (0:12.20)	0:12.38 [1] (0:12.38)
Average Speed [km/h]	52.4	64.9	62.2	59.8	59.7	58.1
Top Speed [km/h]	66.0	65.5	63.7	60.9	60.4	59.2
Avg. Dist. to Rail [m]	5.0	2.6	1.9	2.8	3.3	3.4
Avg. Stride Freq. [Hz]	2.3	2.4	2.3	2.3	2.3	2.3
Avg. Stride Length [m]	6.3	7.5	7.4	7.1	7.1	7.0



- [] Ranking at each section and finish
- .-.- No data available at this section
- NA No data available



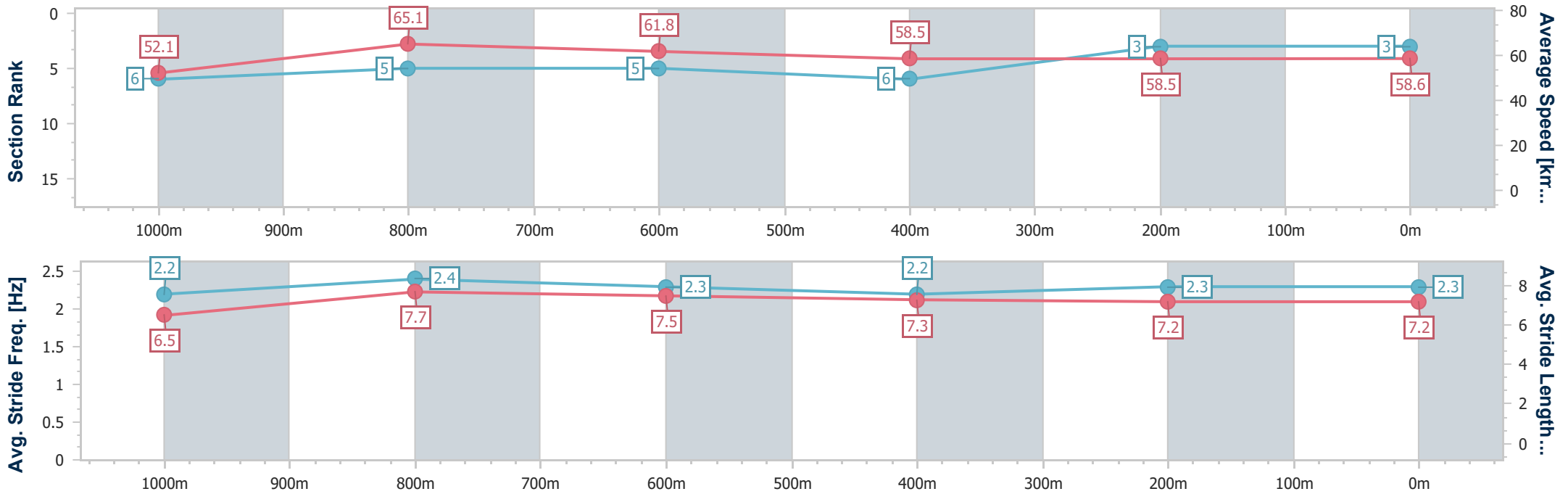
Horse/Jockey Name	Boomi's Buddy
Final Rank	3
Fastest Section Time (Section)	0:11.13 (1000m)
Top Speed [km/h] (Section)	67.0 (Overall)
Race State	Finished



Toowoomba QLD Professional
 Race 2: SEDL AGENCIES BENCHMARK 60 Handicap - 1200m
 18 May 2024 - 17:20
 Track Rating: Soft 5, Weather: Fine , Rail Position: +1m Entire



Section	Overall	1000m	800m	600m	400m	200m
Section Times	1:13.54 [3] (0:13.81)	0:59.73 [6] (0:11.13)	0:48.60 [5] (0:11.66)	0:36.94 [5] (0:12.32)	0:24.62 [6] (0:12.33)	0:12.29 [3] (0:12.29)
Average Speed [km/h]	52.1	65.1	61.8	58.5	58.5	58.6
Top Speed [km/h]	67.0	66.8	63.0	61.5	60.8	60.3
Avg. Dist. to Rail [m]	4.9	1.6	0.5	0.3	2.2	6.0
Avg. Stride Freq. [Hz]	2.2	2.4	2.3	2.2	2.3	2.3
Avg. Stride Length [m]	6.5	7.7	7.5	7.3	7.2	7.2



- [] Ranking at each section and finish
- .-.- No data available at this section
- NA No data available



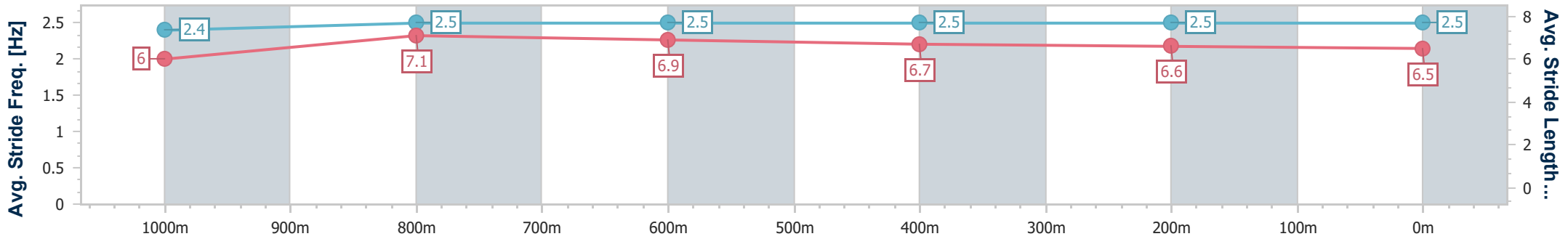
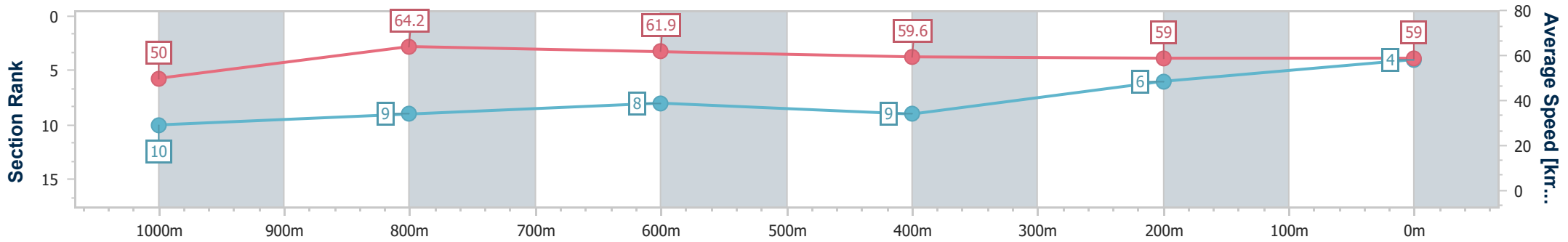
Horse/Jockey Name	Radiant Queen
Final Rank	4
Fastest Section Time (Section)	0:11.23 (1000m)
Top Speed [km/h] (Section)	65.7 (1000m)
Race State	Finished



Toowoomba QLD Professional
 Race 2: SEDL AGENCIES BENCHMARK 60 Handicap - 1200m
 18 May 2024 - 17:20
 Track Rating: Soft 5, Weather: Fine , Rail Position: +1m Entire



Section	Overall	1000m	800m	600m	400m	200m
Section Times	1:13.91 [4] (0:14.42)	0:59.49 [10] (0:11.23)	0:48.26 [9] (0:11.59)	0:36.67 [8] (0:12.13)	0:24.54 [9] (0:12.38)	0:12.16 [6] (0:12.16)
Average Speed [km/h]	50.0	64.2	61.9	59.6	59.0	59.0
Top Speed [km/h]	65.6	65.7	63.0	62.3	60.5	61.1
Avg. Dist. to Rail [m]	7.9	0.6	0.6	1.2	4.3	4.0
Avg. Stride Freq. [Hz]	2.4	2.5	2.5	2.5	2.5	2.5
Avg. Stride Length [m]	6.0	7.1	6.9	6.7	6.6	6.5



- [] Ranking at each section and finish
- .-.- No data available at this section
- NA No data available



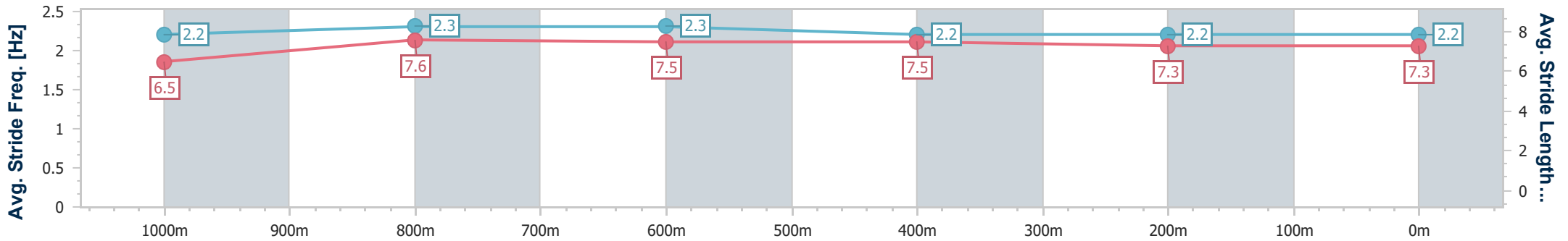
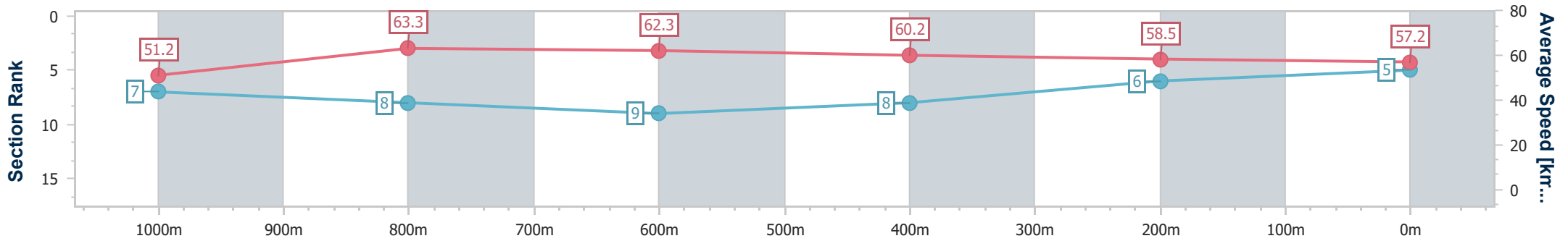
Horse/Jockey Name	Tomboy's Spirit
Final Rank	5
Fastest Section Time (Section)	0:11.53 (1000m)
Top Speed [km/h] (Section)	65.8 (600m)
Race State	Finished



Toowoomba QLD Professional
 Race 2: SEDL AGENCIES BENCHMARK 60 Handicap - 1200m
 18 May 2024 - 17:20
 Track Rating: Soft 5, Weather: Fine , Rail Position: +1m Entire



Section	Overall	1000m	800m	600m	400m	200m
Section Times	1:14.32 [5] (0:14.09)	1:00.23 [7] (0:11.53)	0:48.70 [8] (0:11.70)	0:37.00 [9] (0:12.03)	0:24.97 [8] (0:12.40)	0:12.57 [6] (0:12.57)
Average Speed [km/h]	51.2	63.3	62.3	60.2	58.5	57.2
Top Speed [km/h]	64.9	64.9	65.5	65.8	59.5	60.1
Avg. Dist. to Rail [m]	5.1	4.2	3.2	0.9	2.6	1.2
Avg. Stride Freq. [Hz]	2.2	2.3	2.3	2.2	2.2	2.2
Avg. Stride Length [m]	6.5	7.6	7.5	7.5	7.3	7.3



- [] Ranking at each section and finish
- .-.- No data available at this section
- NA No data available



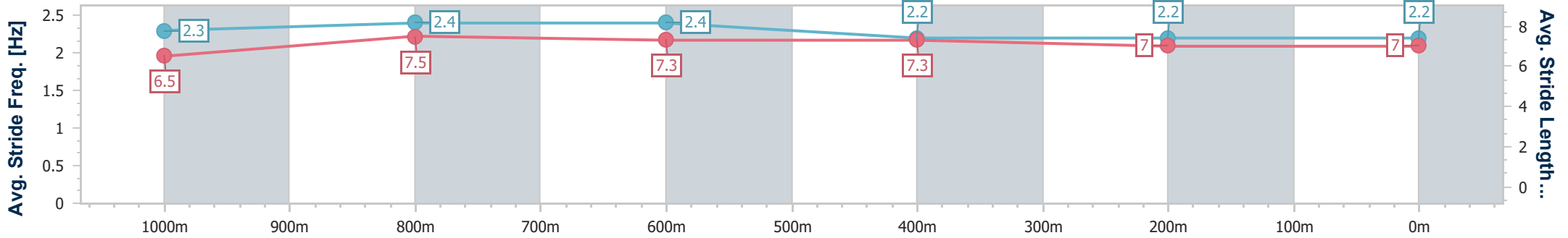
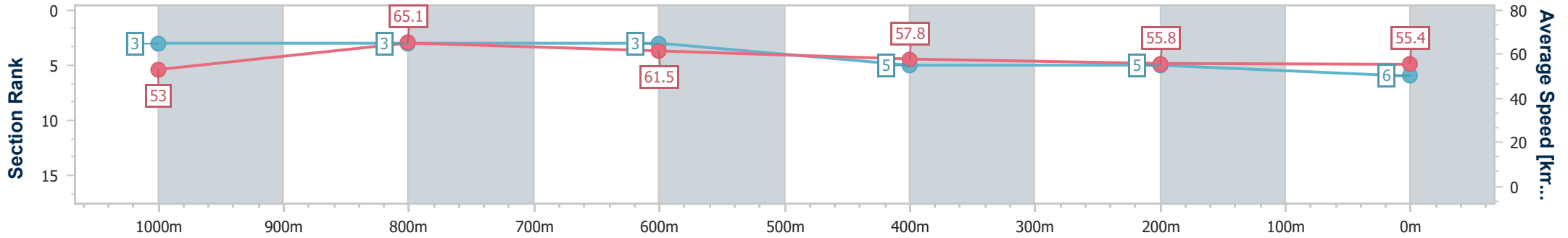
Horse/Jockey Name	Suisse Scandal
Final Rank	6
Fastest Section Time (Section)	0:11.12 (1000m)
Top Speed [km/h] (Section)	67.6 (Overall)
Race State	Finished



Toowoomba QLD Professional
 Race 2: SEDL AGENCIES BENCHMARK 60 Handicap - 1200m
 18 May 2024 - 17:20
 Track Rating: Soft 5, Weather: Fine , Rail Position: +1m Entire



Section	Overall	1000m	800m	600m	400m	200m
Section Times	1:14.73 [6] (0:13.62)	1:01.11 [3] (0:11.12)	0:49.99 [3] (0:11.76)	0:38.23 [3] (0:12.41)	0:25.82 [5] (0:12.81)	0:13.01 [5]
Average Speed [km/h]	53.0	65.1	61.5	57.8	55.8	55.4
Top Speed [km/h]	67.6	67.5	63.5	60.2	56.7	55.9
Avg. Dist. to Rail [m]	3.2	2.2	1.0	0.7	1.8	1.9
Avg. Stride Freq. [Hz]	2.3	2.4	2.4	2.2	2.2	2.2
Avg. Stride Length [m]	6.5	7.5	7.3	7.3	7.0	7.0



- [] Ranking at each section and finish
- .-.- No data available at this section
- NA No data available



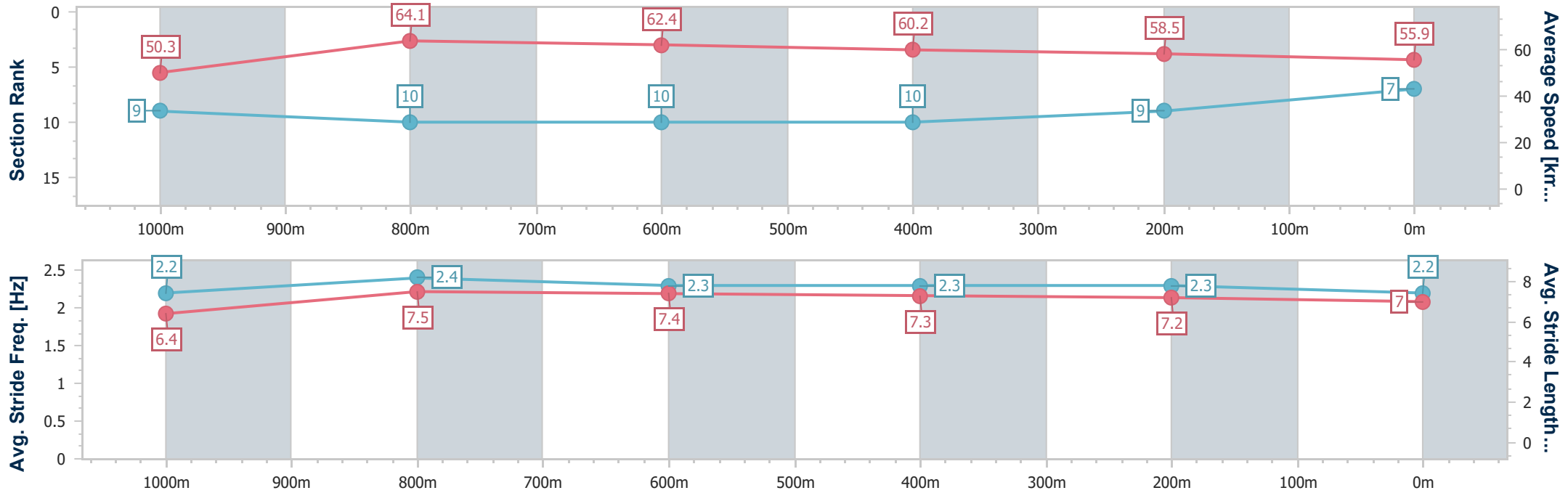
Horse/Jockey Name	Boom By By
Final Rank	7
Fastest Section Time (Section)	0:11.45 (1000m)
Top Speed [km/h] (Section)	65.1 (1000m)
Race State	Finished



Toowoomba QLD Professional
 Race 2: SEDL AGENCIES BENCHMARK 60 Handicap - 1200m
 18 May 2024 - 17:20
 Track Rating: Soft 5, Weather: Fine , Rail Position: +1m Entire



Section	Overall	1000m	800m	600m	400m	200m
Section Times	1:14.95 [7] (0:14.27)	1:00.68 [9] (0:11.45)	0:49.23 [10] (0:11.69)	0:37.54 [10] (0:12.17)	0:25.37 [10] (0:12.48)	0:12.89 [9] (0:12.89)
Average Speed [km/h]	50.3	64.1	62.4	60.2	58.5	55.9
Top Speed [km/h]	64.0	65.1	63.8	62.8	59.9	58.1
Avg. Dist. to Rail [m]	10.1	5.2	3.8	3.4	4.6	5.1
Avg. Stride Freq. [Hz]	2.2	2.4	2.3	2.3	2.3	2.2
Avg. Stride Length [m]	6.4	7.5	7.4	7.3	7.2	7.0



- [] Ranking at each section and finish
- .-.- No data available at this section
- NA No data available



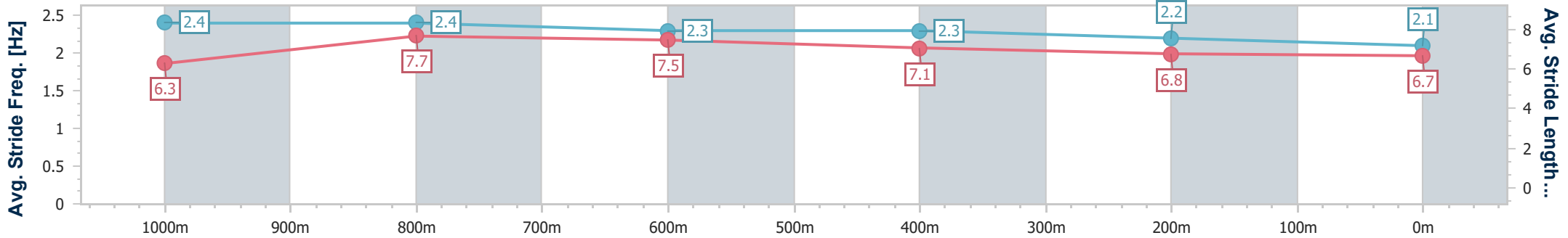
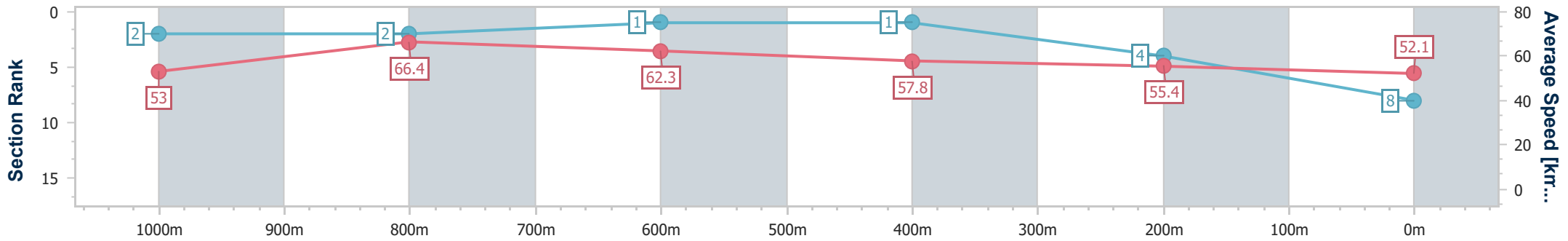
Horse/Jockey Name	First Peoples
Final Rank	8
Fastest Section Time (Section)	0:10.96 (1000m)
Top Speed [km/h] (Section)	68.1 (1000m)
Race State	Finished



Toowoomba QLD Professional
 Race 2: SEDL AGENCIES BENCHMARK 60 Handicap - 1200m
 18 May 2024 - 17:20
 Track Rating: Soft 5, Weather: Fine , Rail Position: +1m Entire



Section	Overall	1000m	800m	600m	400m	200m
Section Times	1:15.41 [8] (0:13.58)	1:01.83 [2] (0:10.96)	0:50.87 [2] (0:11.65)	0:39.22 [1] (0:12.43)	0:26.79 [1] (0:13.00)	0:13.79 [4] (0:13.79)
Average Speed [km/h]	53.0	66.4	62.3	57.8	55.4	52.1
Top Speed [km/h]	68.0	68.1	64.8	60.2	56.4	54.3
Avg. Dist. to Rail [m]	7.3	3.4	1.7	0.4	0.3	0.7
Avg. Stride Freq. [Hz]	2.4	2.4	2.3	2.3	2.2	2.1
Avg. Stride Length [m]	6.3	7.7	7.5	7.1	6.8	6.7





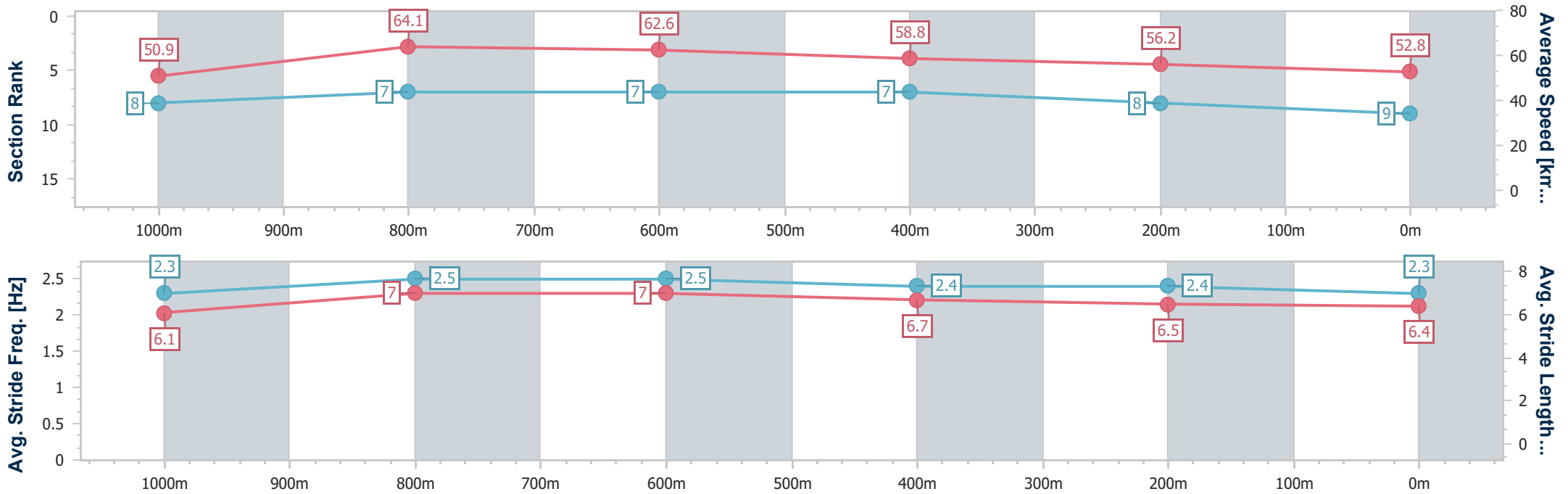
Horse/Jockey Name	Pretty Little Lass
Final Rank	9
Fastest Section Time (Section)	0:11.27 (1000m)
Top Speed [km/h] (Section)	66.3 (1000m)
Race State	Finished



Toowoomba QLD Professional
 Race 2: SEDL AGENCIES BENCHMARK 60 Handicap - 1200m
 18 May 2024 - 17:20
 Track Rating: Soft 5, Weather: Fine , Rail Position: +1m Entire



Section	Overall	1000m	800m	600m	400m	200m
Section Times	1:15.56 [9] (0:14.12)	1:01.44 [8] (0:11.27)	0:50.17 [7] (0:11.48)	0:38.69 [7] (0:12.24)	0:26.45 [7] (0:12.87)	0:13.58 [8] (0:13.58)
Average Speed [km/h]	50.9	64.1	62.6	58.8	56.2	52.8
Top Speed [km/h]	65.6	66.3	63.5	62.5	57.9	54.8
Avg. Dist. to Rail [m]	2.0	0.5	0.4	1.0	1.3	1.2
Avg. Stride Freq. [Hz]	2.3	2.5	2.5	2.4	2.4	2.3
Avg. Stride Length [m]	6.1	7.0	7.0	6.7	6.5	6.4



- [] Ranking at each section and finish
- .-.- No data available at this section
- NA No data available



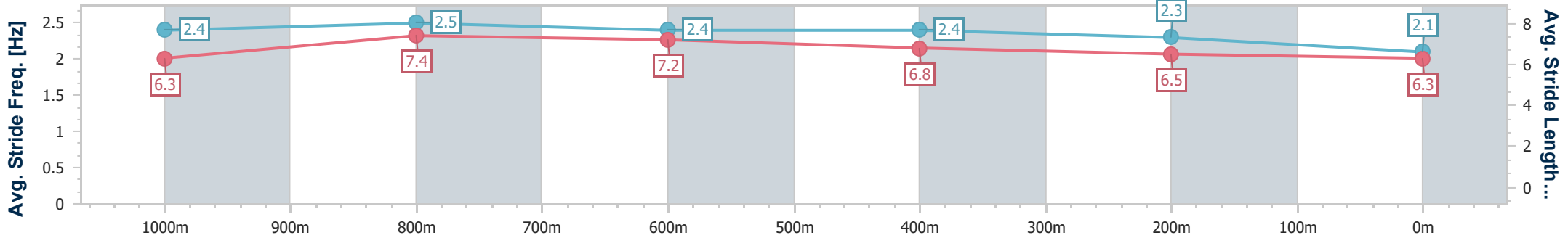
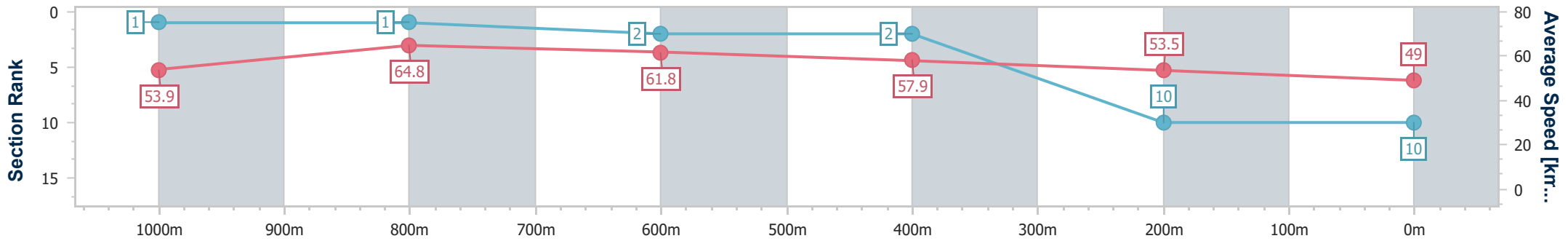
Horse/Jockey Name	Seiryu
Final Rank	10
Fastest Section Time (Section)	0:11.10 (1000m)
Top Speed [km/h] (Section)	67.6 (1000m)
Race State	Finished



Toowoomba QLD Professional
 Race 2: SEDL AGENCIES BENCHMARK 60 Handicap - 1200m
 18 May 2024 - 17:20
 Track Rating: Soft 5, Weather: Fine , Rail Position: +1m Entire



Section	Overall	1000m	800m	600m	400m	200m
Section Times	1:16.89 [10] (0:13.41)	1:03.48 [1] (0:11.10)	0:52.38 [1] (0:11.76)	0:40.62 [2] (0:12.45)	0:28.17 [2] (0:13.53)	0:14.64 [10] (0:14.64)
Average Speed [km/h]	53.9	64.8	61.8	57.9	53.5	49.0
Top Speed [km/h]	67.2	67.6	64.0	60.6	56.4	51.3
Avg. Dist. to Rail [m]	7.0	0.9	1.7	1.1	1.5	2.6
Avg. Stride Freq. [Hz]	2.4	2.5	2.4	2.4	2.3	2.1
Avg. Stride Length [m]	6.3	7.4	7.2	6.8	6.5	6.3



- [] Ranking at each section and finish
- .-.- No data available at this section
- NA No data available



Toowoomba QLD Professional
Race 3: GERRY BROWN'S SHELVING & STORAGE QTIS Three-Year-Old
Maiden Plate - 1200m
18 May 2024 - 18:00



Track Rating: Soft 5 , Weather: Fine, Rail Position: +1m Entire

Section		Overall	1000m	800m	600m	400m	200m	Last 600m					
Field Times		1:14.77 (0:13.40)	1:01.37 (0:11.46)	0:49.91 (0:12.34)	0:37.57 (0:12.59)	0:24.98 (0:12.51)	0:12.47 (0:12.47)	0:37.57					
Rank	TAB Horse/Jockey	Barrier	Top Speed [km/h]	Fastest Section								Margin	Distance Travelled [m]
1	6 JAMAICAN MECRAZY Justin Huxtable	16	65.0	0:11.80	1:14.77 [1] (0:13.74)	1:01.03 [4] (0:11.80)	0:49.23 [6] (0:12.24)	0:36.99 [7] (0:12.55)	0:24.44 [6] (0:12.34)	0:12.10 [5] (0:12.10)	1:14.77	0:36.99	
2	14 WORLDY SPIRIT Olivia Webb	11	66.3	0:11.74	1:14.89 [2] (0:13.58)	1:01.31 [2] (0:11.74)	0:49.57 [5] (0:12.28)	0:37.29 [5] (0:12.54)	0:24.75 [4] (0:12.32)	0:12.43 [2] (0:12.43)	0.5L	0:37.29	+0
3	5 WESTOAK Dan McGillivray	14	66.5	0:11.40	1:14.90 [3] (0:13.63)	1:01.27 [3] (0:11.40)	0:49.87 [2] (0:12.30)	0:37.57 [2] (0:12.59)	0:24.98 [2] (0:12.38)	0:12.60 [1] (0:12.60)	0.6L	0:37.57	-9
4	17 PEACH GALANTES Montanna Savva	1	66.7	0:11.26	1:15.14 [4] (0:13.87)	1:01.27 [6] (0:11.26)	0:50.01 [3] (0:12.24)	0:37.77 [3] (0:12.70)	0:25.07 [3] (0:12.48)	0:12.59 [4] (0:12.59)	1.9L	0:37.77	-9
5	13 WINDOW TAPPER Kenji Yoshida	12	65.4	0:11.86	1:15.18 [5] (0:13.97)	1:01.21 [7] (0:11.86)	0:49.35 [9] (0:12.27)	0:37.08 [9] (0:12.49)	0:24.59 [9] (0:12.25)	0:12.34 [7] (0:12.34)	2.1L	0:37.08	-2
6	2 DOWNEY Nozi Tomizawa	2	66.9	0:11.47	1:15.28 [6] (0:14.23)	1:01.05 [9] (0:11.47)	0:49.58 [8] (0:12.09)	0:37.49 [8] (0:12.59)	0:24.90 [8] (0:12.52)	0:12.38 [9] (0:12.38)	2.6L	0:37.49	-10
7	7 LOST MY NIGHTIE Georgina Cartwright	3	66.3	0:11.68	1:15.30 [7] (0:14.44)	1:00.86 [11] (0:11.68)	0:49.18 [11] (0:12.03)	0:37.15 [10] (0:12.52)	0:24.63 [10] (0:12.16)	0:12.47 [6] (0:12.47)	2.7L	0:37.15	-11
8	11 SUNFYRE Alisha Donald	10	67.4	0:11.46	1:15.61 [8] (0:13.40)	1:02.21 [1] (0:11.46)	0:50.75 [1] (0:12.34)	0:38.41 [1] (0:12.59)	0:25.82 [1] (0:12.71)	0:13.11 [3] (0:13.11)	4.5L	0:38.41	-10
9	4 ONOMATOPOEIA Luke Tarrant	8	63.7	0:11.59	1:15.64 [9] (0:13.99)	1:01.65 [8] (0:11.59)	0:50.06 [7] (0:12.19)	0:37.87 [6] (0:12.61)	0:25.26 [7] (0:12.67)	0:12.59 [10] (0:12.59)	4.7L	0:37.87	-1
10	12 THE QUICKENING Madeleine Wishart	7	65.0	0:11.42	1:15.96 [10] (0:13.78)	1:02.18 [5] (0:11.42)	0:50.76 [4] (0:12.33)	0:38.43 [4] (0:12.64)	0:25.79 [5] (0:12.72)	0:13.07 [8] (0:13.07)	6.5L	0:38.43	-7

Scratched: Aurelian Blanc (#1), Malecon (#3), Modiste (#8), Integrity Lane (#16), Siri Say Rubick (#10), Must Be The Money (#9)

[] Ranking at each section and finish
 -:-:- No data available at this section
 NA No data available
 SCN Saddle cloth number
 DNF Did not finish
 DNT Did not track



Toowoomba QLD Professional
Race 3: GERRY BROWN'S SHELVING & STORAGE QTIS Three-Year-Old
Maiden Plate - 1200m
18 May 2024 - 18:00



Track Rating: Soft 5 , Weather: Fine, Rail Position: +1m Entire

Section	Overall	1000m	800m	600m	400m	200m	Last 600m
Field Times	1:14.77 (0:13.40)	1:01.37 (0:11.46)	0:49.91 (0:12.34)	0:37.57 (0:12.59)	0:24.98 (0:12.51)	0:12.47 (0:12.47)	0:37.57

Rank	TAB	Horse/Jockey	Barrier	Top Speed [km/h]	Fastest Section	Margin	Distance Travelled [m]
11	15	TUCK	9	72.0	0:11.84	1:16.02 [11]	
		Jake Molloy		200m	1000m	(0:14.25)	

Scratched: Aurelian Blanc (#1), Malecon (#3), Modiste (#8), Integrity Lane (#16), Siri Say Rubick (#10), Must Be The Money (#9)



Horse/Jockey Name	Jamaican Mecrazy
Final Rank	1
Fastest Section Time (Section)	0:11.80 (1000m)
Top Speed [km/h] (Section)	65.0 (Overall)
Race State	Finished



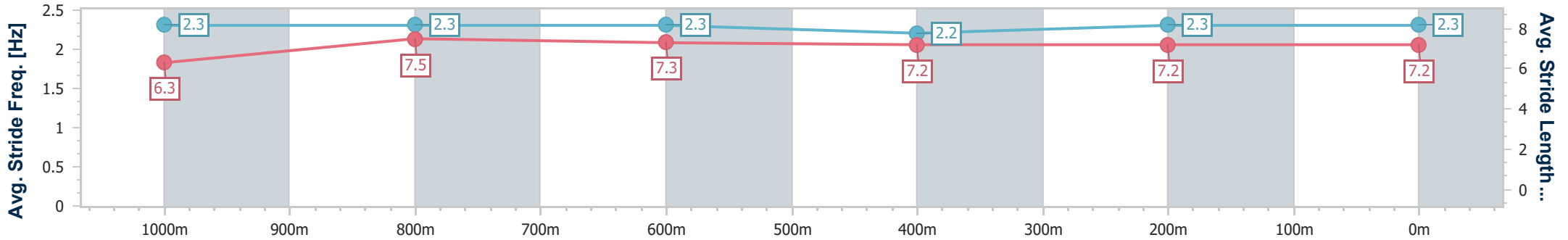
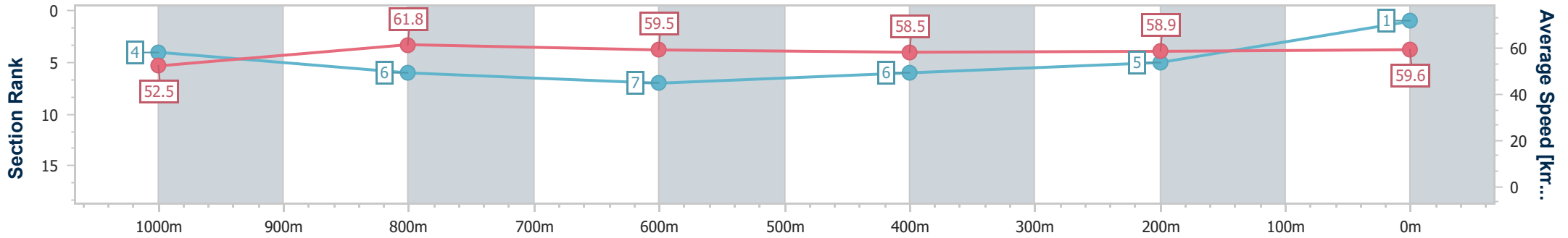
Toowoomba QLD Professional
 Race 3: GERRY BROWN'S SHELVING & STORAGE QTIS Three-Year-Old Maiden Plate - 1200m



18 May 2024 - 18:00

Track Rating: Soft 5 , Weather: Fine, Rail Position: +1m Entire

Section	Overall	1000m	800m	600m	400m	200m
Section Times	1:14.77 [1] (0:13.74)	1:01.03 [4] (0:11.80)	0:49.23 [6] (0:12.24)	0:36.99 [7] (0:12.55)	0:24.44 [6] (0:12.34)	0:12.10 [5] (0:12.10)
Average Speed [km/h]	52.5	61.8	59.5	58.5	58.9	59.6
Top Speed [km/h]	65.0	63.2	61.6	59.7	61.1	61.1
Avg. Dist. to Rail [m]	9.6	3.5	3.0	3.5	3.9	2.6
Avg. Stride Freq. [Hz]	2.3	2.3	2.3	2.2	2.3	2.3
Avg. Stride Length [m]	6.3	7.5	7.3	7.2	7.2	7.2



- [] Ranking at each section and finish
- .-.- No data available at this section
- NA No data available



Horse/Jockey Name	Worldy Spirit
Final Rank	2
Fastest Section Time (Section)	0:11.74 (1000m)
Top Speed [km/h] (Section)	66.3 (Overall)
Race State	Finished



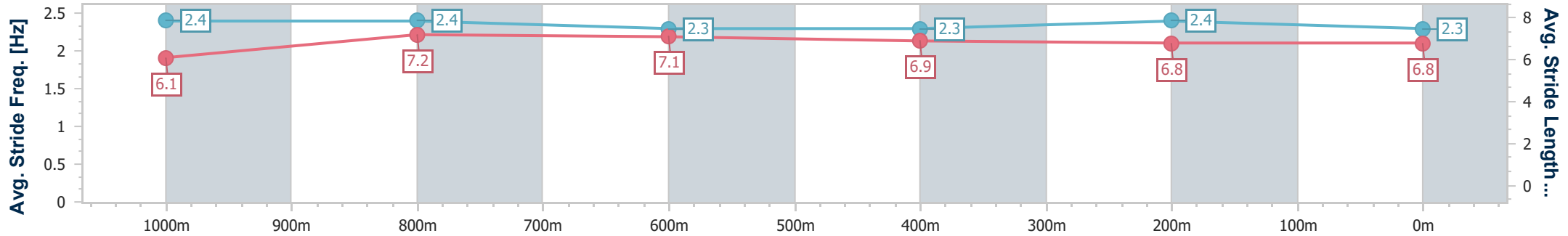
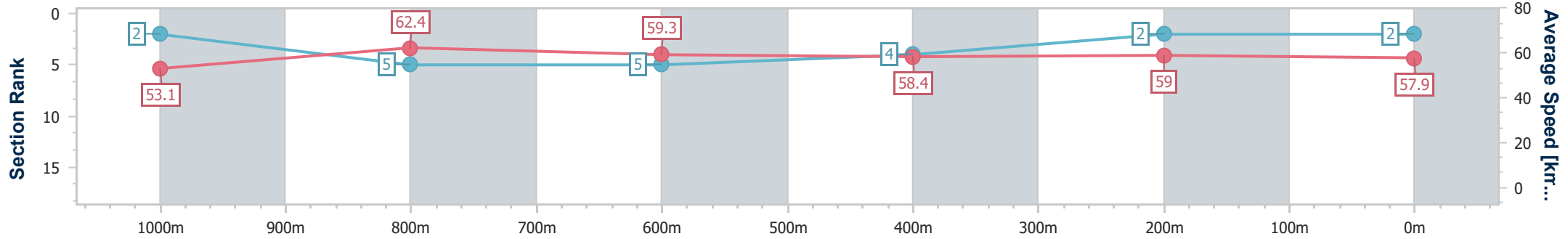
Toowoomba QLD Professional
 Race 3: GERRY BROWN'S SHELVING & STORAGE QTIS Three-
 Year-Old Maiden Plate - 1200m



18 May 2024 - 18:00

Track Rating: Soft 5 , Weather: Fine, Rail Position: +1m Entire

Section	Overall	1000m	800m	600m	400m	200m
Section Times	1:14.89 [2] (0:13.58)	1:01.31 [2] (0:11.74)	0:49.57 [5] (0:12.28)	0:37.29 [5] (0:12.54)	0:24.75 [4] (0:12.32)	0:12.43 [2] (0:12.43)
Average Speed [km/h]	53.1	62.4	59.3	58.4	59.0	57.9
Top Speed [km/h]	66.3	64.5	61.1	59.3	60.4	59.2
Avg. Dist. to Rail [m]	9.3	4.7	3.5	3.1	2.9	1.0
Avg. Stride Freq. [Hz]	2.4	2.4	2.3	2.3	2.4	2.3
Avg. Stride Length [m]	6.1	7.2	7.1	6.9	6.8	6.8



- [] Ranking at each section and finish
- .-.- No data available at this section
- NA No data available



Horse/Jockey Name	Westoak
Final Rank	3
Fastest Section Time (Section)	0:11.40 (1000m)
Top Speed [km/h] (Section)	66.5 (Overall)
Race State	Finished



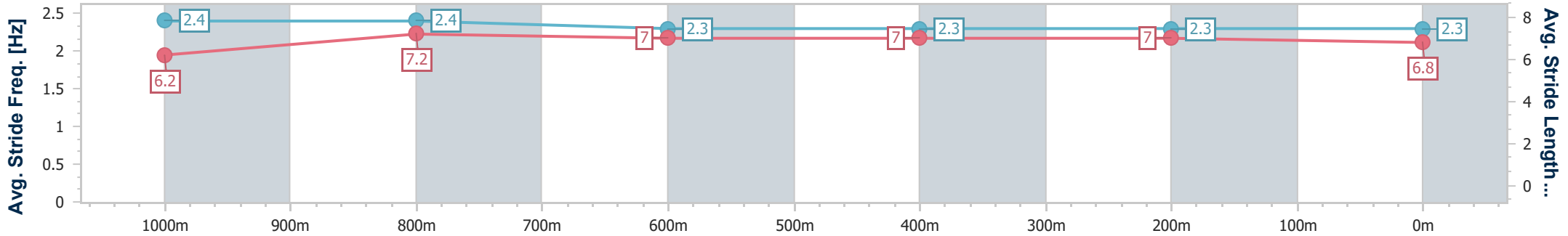
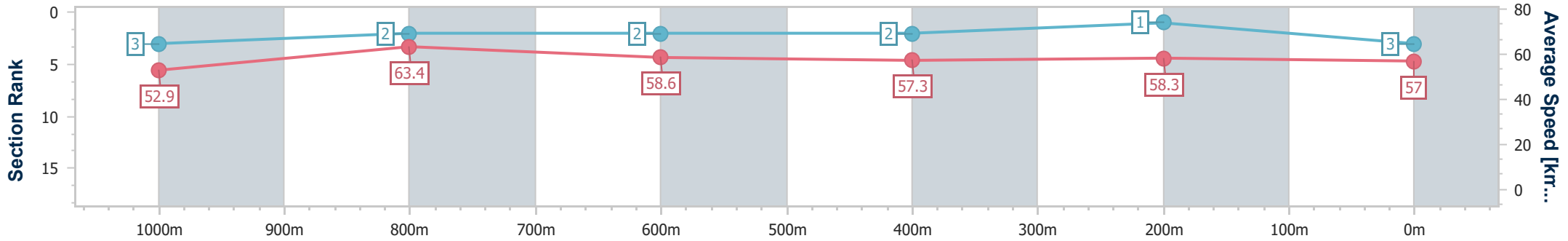
Toowoomba QLD Professional
 Race 3: GERRY BROWN'S SHELVING & STORAGE QTIS Three-Year-Old Maiden Plate - 1200m



18 May 2024 - 18:00

Track Rating: Soft 5 , Weather: Fine, Rail Position: +1m Entire

Section	Overall	1000m	800m	600m	400m	200m
Section Times	1:14.90 [3] (0:13.63)	1:01.27 [3] (0:11.40)	0:49.87 [2] (0:12.30)	0:37.57 [2] (0:12.59)	0:24.98 [2] (0:12.38)	0:12.60 [1] (0:12.60)
Average Speed [km/h]	52.9	63.4	58.6	57.3	58.3	57.0
Top Speed [km/h]	66.5	65.7	59.9	58.2	59.5	59.6
Avg. Dist. to Rail [m]	7.6	1.7	1.0	0.5	0.6	0.9
Avg. Stride Freq. [Hz]	2.4	2.4	2.3	2.3	2.3	2.3
Avg. Stride Length [m]	6.2	7.2	7.0	7.0	7.0	6.8



- [] Ranking at each section and finish
- .-.- No data available at this section
- NA No data available



Horse/Jockey Name	Peach Galantes
Final Rank	4
Fastest Section Time (Section)	0:11.26 (1000m)
Top Speed [km/h] (Section)	66.7 (Overall)
Race State	Finished



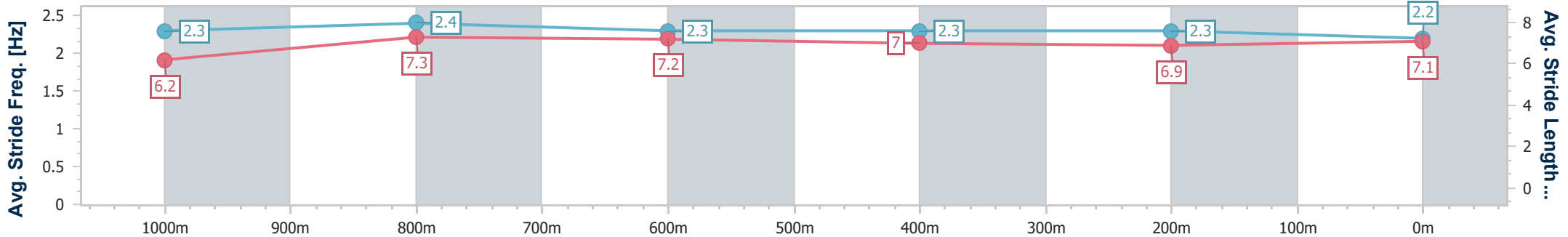
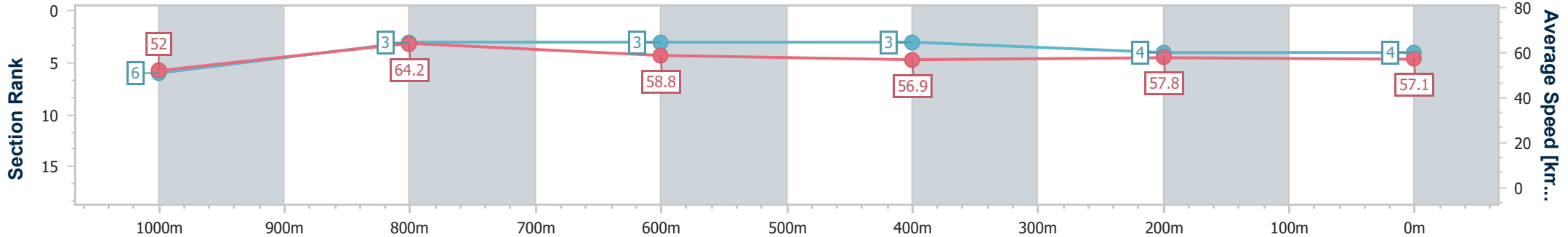
Toowoomba QLD Professional
 Race 3: GERRY BROWN'S SHELVING & STORAGE QTIS Three-Year-Old Maiden Plate - 1200m



18 May 2024 - 18:00

Track Rating: Soft 5 , Weather: Fine, Rail Position: +1m Entire

Section	Overall	1000m	800m	600m	400m	200m
Section Times	1:15.14 [4] (0:13.87)	1:01.27 [6] (0:11.26)	0:50.01 [3] (0:12.24)	0:37.77 [3] (0:12.70)	0:25.07 [3] (0:12.48)	0:12.59 [4] (0:12.59)
Average Speed [km/h]	52.0	64.2	58.8	56.9	57.8	57.1
Top Speed [km/h]	66.7	66.7	63.1	58.2	59.5	58.7
Avg. Dist. to Rail [m]	1.8	0.7	0.8	0.4	0.3	1.9
Avg. Stride Freq. [Hz]	2.3	2.4	2.3	2.3	2.3	2.2
Avg. Stride Length [m]	6.2	7.3	7.2	7.0	6.9	7.1



- [] Ranking at each section and finish
- .-.- No data available at this section
- NA No data available



Horse/Jockey Name	Window Tapper
Final Rank	5
Fastest Section Time (Section)	0:11.86 (1000m)
Top Speed [km/h] (Section)	65.4 (Overall)
Race State	Finished



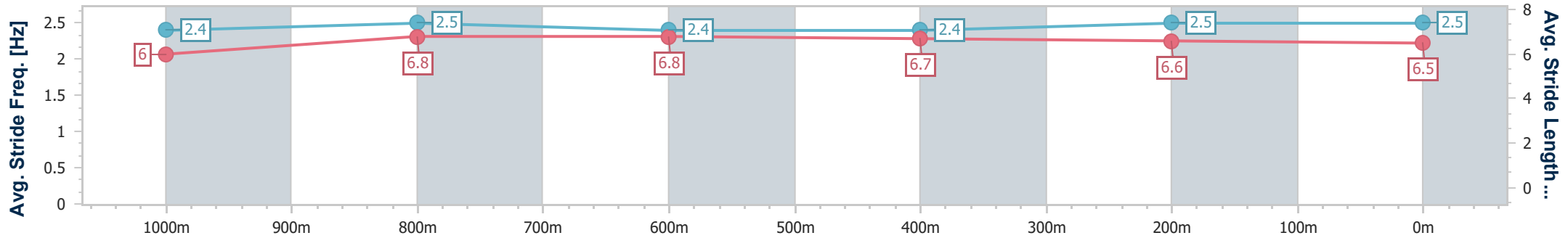
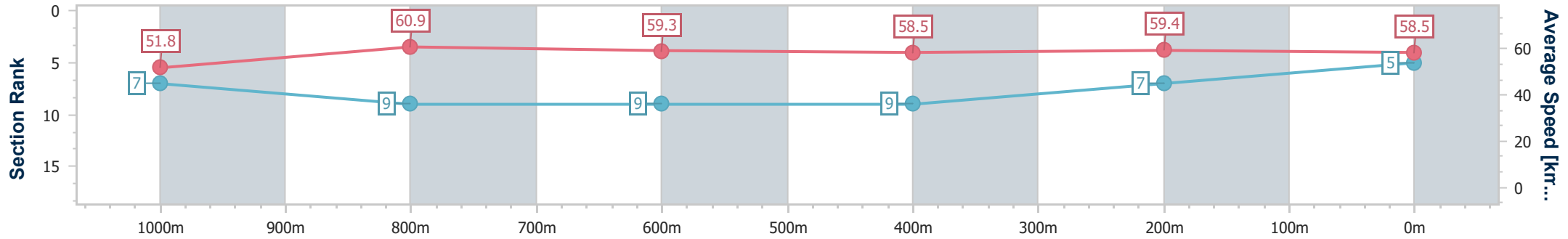
Toowoomba QLD Professional
 Race 3: GERRY BROWN'S SHELVING & STORAGE QTIS Three-Year-Old Maiden Plate - 1200m



18 May 2024 - 18:00

Track Rating: Soft 5 , Weather: Fine, Rail Position: +1m Entire

Section	Overall	1000m	800m	600m	400m	200m
Section Times	1:15.18 [5] (0:13.97)	1:01.21 [7] (0:11.86)	0:49.35 [9] (0:12.27)	0:37.08 [9] (0:12.49)	0:24.59 [9] (0:12.25)	0:12.34 [7] (0:12.34)
Average Speed [km/h]	51.8	60.9	59.3	58.5	59.4	58.5
Top Speed [km/h]	65.4	63.0	61.8	60.3	60.6	59.8
Avg. Dist. to Rail [m]	7.0	1.9	2.4	3.0	3.7	5.5
Avg. Stride Freq. [Hz]	2.4	2.5	2.4	2.4	2.5	2.5
Avg. Stride Length [m]	6.0	6.8	6.8	6.7	6.6	6.5



- [] Ranking at each section and finish
- .-.- No data available at this section
- NA No data available



Horse/Jockey Name	Downey
Final Rank	6
Fastest Section Time (Section)	0:11.47 (1000m)
Top Speed [km/h] (Section)	66.9 (Overall)
Race State	Finished



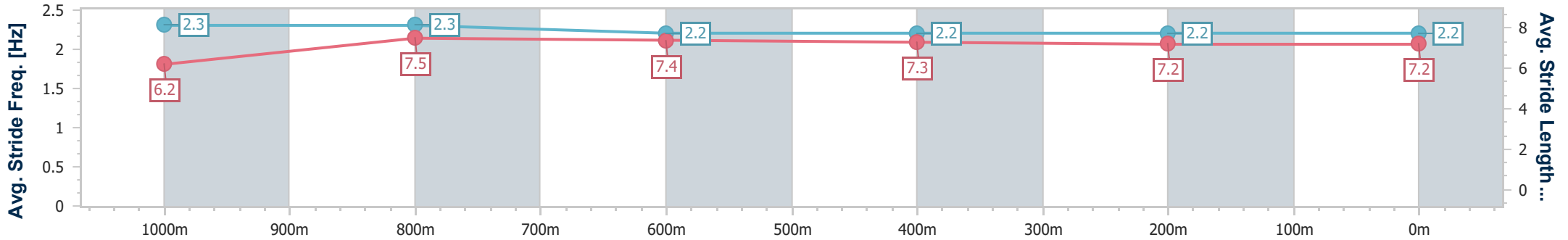
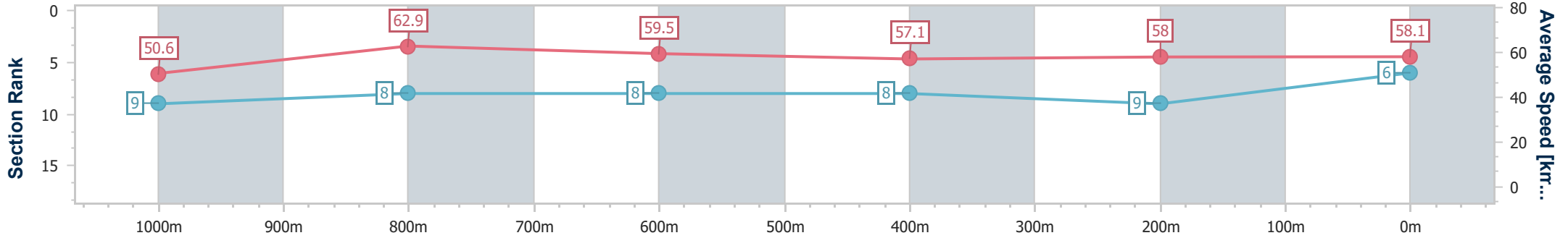
Toowoomba QLD Professional
 Race 3: GERRY BROWN'S SHELVING & STORAGE QTIS Three-Year-Old Maiden Plate - 1200m



18 May 2024 - 18:00

Track Rating: Soft 5 , Weather: Fine, Rail Position: +1m Entire

Section	Overall	1000m	800m	600m	400m	200m
Section Times	1:15.28 [6] (0:14.23)	1:01.05 [9] (0:11.47)	0:49.58 [8] (0:12.09)	0:37.49 [8] (0:12.59)	0:24.90 [8] (0:12.52)	0:12.38 [9] (0:12.38)
Average Speed [km/h]	50.6	62.9	59.5	57.1	58.0	58.1
Top Speed [km/h]	66.9	65.2	62.8	59.4	58.7	58.5
Avg. Dist. to Rail [m]	1.9	0.6	0.4	0.5	1.5	1.9
Avg. Stride Freq. [Hz]	2.3	2.3	2.2	2.2	2.2	2.2
Avg. Stride Length [m]	6.2	7.5	7.4	7.3	7.2	7.2



- [] Ranking at each section and finish
- .-.- No data available at this section
- NA No data available



Horse/Jockey Name	Lost My Nightie
Final Rank	7
Fastest Section Time (Section)	0:11.68 (1000m)
Top Speed [km/h] (Section)	66.3 (Overall)
Race State	Finished



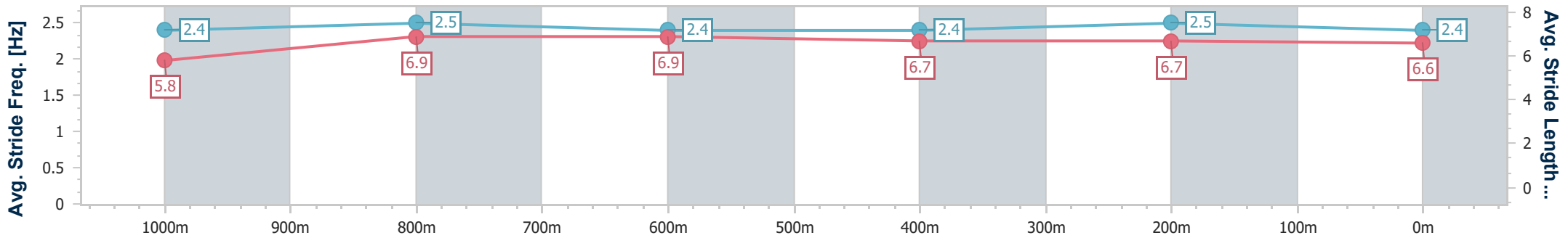
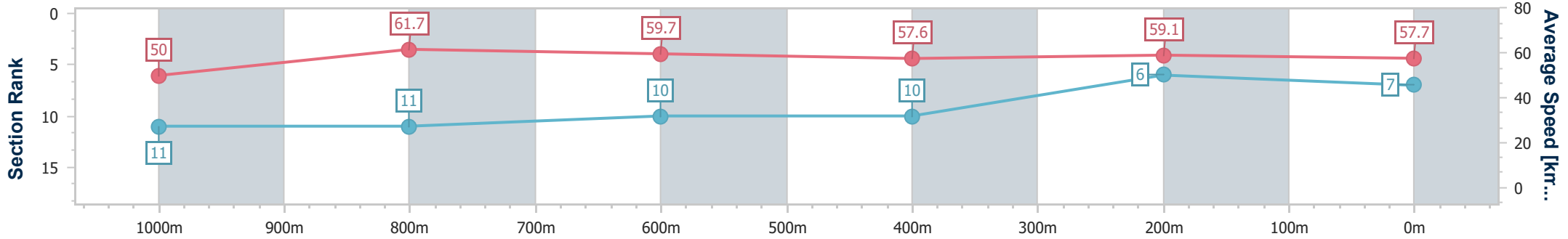
Toowoomba QLD Professional
 Race 3: GERRY BROWN'S SHELVING & STORAGE QTIS Three-
 Year-Old Maiden Plate - 1200m



18 May 2024 - 18:00

Track Rating: Soft 5 , Weather: Fine, Rail Position: +1m Entire

Section	Overall	1000m	800m	600m	400m	200m
Section Times	1:15.30 [7] (0:14.44)	1:00.86 [11] (0:11.68)	0:49.18 [11] (0:12.03)	0:37.15 [10] (0:12.52)	0:24.63 [10] (0:12.16)	0:12.47 [6] (0:12.47)
Average Speed [km/h]	50.0	61.7	59.7	57.6	59.1	57.7
Top Speed [km/h]	66.3	64.3	61.8	59.6	60.8	59.1
Avg. Dist. to Rail [m]	2.5	1.4	0.7	0.8	0.6	1.0
Avg. Stride Freq. [Hz]	2.4	2.5	2.4	2.4	2.5	2.4
Avg. Stride Length [m]	5.8	6.9	6.9	6.7	6.7	6.6



- [] Ranking at each section and finish
- .-.- No data available at this section
- NA No data available



Horse/Jockey Name	Sunfyre
Final Rank	8
Fastest Section Time (Section)	0:11.46 (1000m)
Top Speed [km/h] (Section)	67.4 (Overall)
Race State	Finished



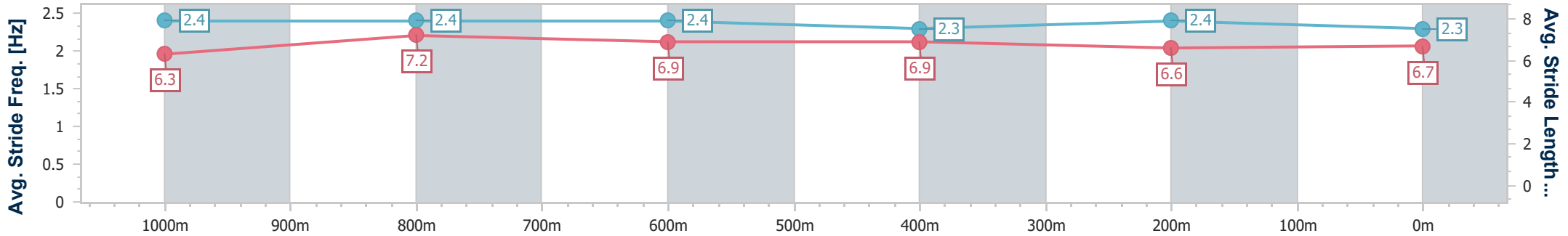
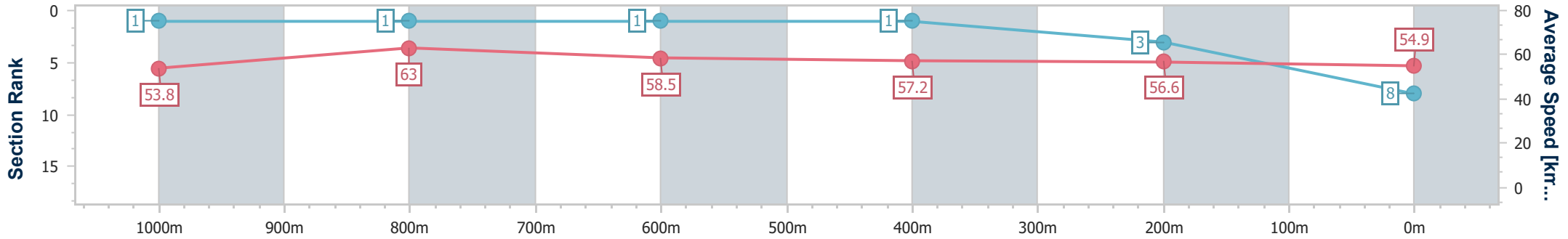
Toowoomba QLD Professional
 Race 3: GERRY BROWN'S SHELVING & STORAGE QTIS Three-Year-Old Maiden Plate - 1200m



18 May 2024 - 18:00

Track Rating: Soft 5 , Weather: Fine, Rail Position: +1m Entire

Section	Overall	1000m	800m	600m	400m	200m
Section Times	1:15.61 [8] (0:13.40)	1:02.21 [1] (0:11.46)	0:50.75 [1] (0:12.34)	0:38.41 [1] (0:12.59)	0:25.82 [1] (0:12.71)	0:13.11 [3] (0:13.11)
Average Speed [km/h]	53.8	63.0	58.5	57.2	56.6	54.9
Top Speed [km/h]	67.4	66.6	60.0	58.7	58.4	56.7
Avg. Dist. to Rail [m]	6.5	0.9	1.2	0.5	0.5	1.6
Avg. Stride Freq. [Hz]	2.4	2.4	2.4	2.3	2.4	2.3
Avg. Stride Length [m]	6.3	7.2	6.9	6.9	6.6	6.7



- [] Ranking at each section and finish
- .-.- No data available at this section
- NA No data available



Horse/Jockey Name	Onomatopoeia
Final Rank	9
Fastest Section Time (Section)	0:11.59 (1000m)
Top Speed [km/h] (Section)	63.7 (1000m)
Race State	Finished



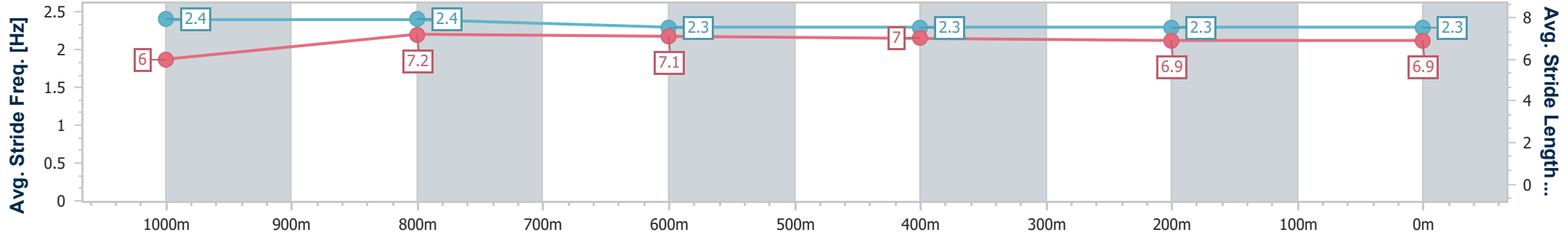
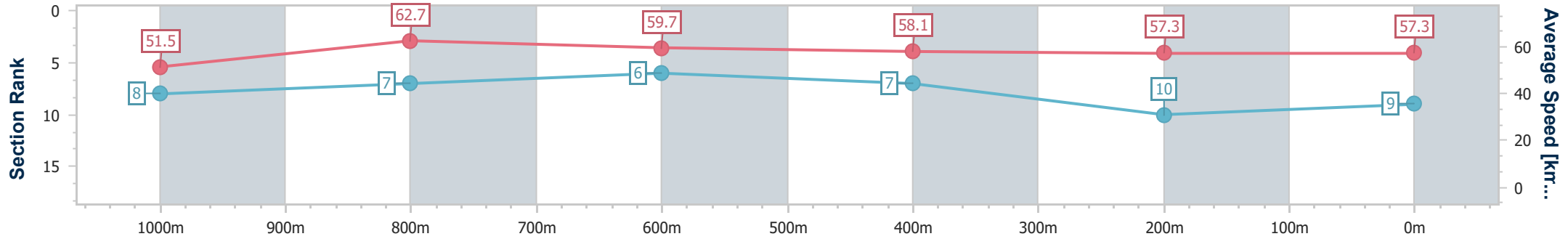
Toowoomba QLD Professional
 Race 3: GERRY BROWN'S SHELVING & STORAGE QTIS Three-
 Year-Old Maiden Plate - 1200m



18 May 2024 - 18:00

Track Rating: Soft 5 , Weather: Fine, Rail Position: +1m Entire

Section	Overall	1000m	800m	600m	400m	200m
Section Times	1:15.64 [9] (0:13.99)	1:01.65 [8] (0:11.59)	0:50.06 [7] (0:12.19)	0:37.87 [6] (0:12.61)	0:25.26 [7] (0:12.67)	0:12.59 [10] (0:12.59)
Average Speed [km/h]	51.5	62.7	59.7	58.1	57.3	57.3
Top Speed [km/h]	63.7	63.7	62.4	58.7	58.8	57.9
Avg. Dist. to Rail [m]	3.2	1.8	3.3	3.2	3.3	4.2
Avg. Stride Freq. [Hz]	2.4	2.4	2.3	2.3	2.3	2.3
Avg. Stride Length [m]	6.0	7.2	7.1	7.0	6.9	6.9



- [] Ranking at each section and finish
- .-.- No data available at this section
- NA No data available



Horse/Jockey Name	The Quickening
Final Rank	10
Fastest Section Time (Section)	0:11.42 (1000m)
Top Speed [km/h] (Section)	65.0 (Overall)
Race State	Finished



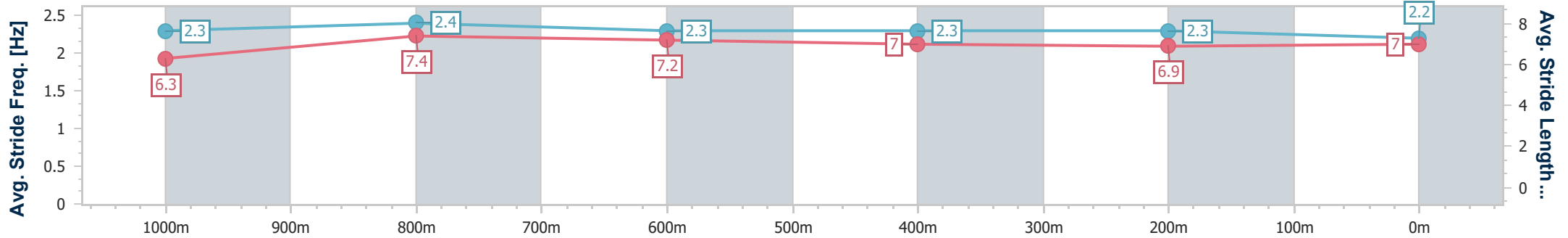
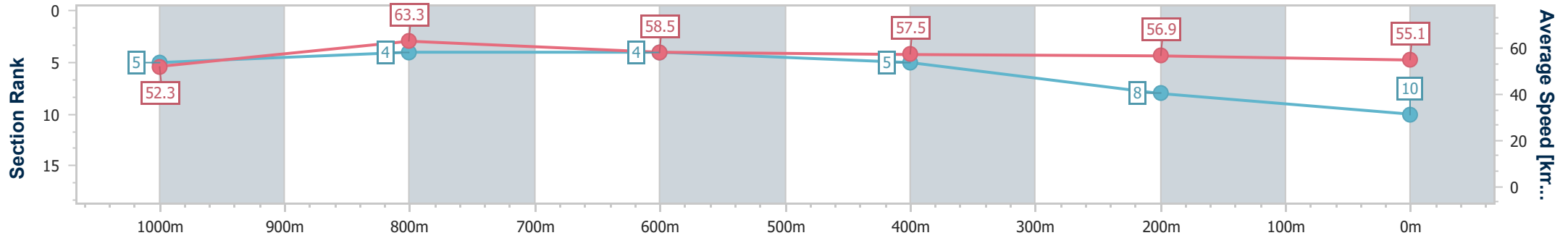
Toowoomba QLD Professional
 Race 3: GERRY BROWN'S SHELVING & STORAGE QTIS Three-Year-Old Maiden Plate - 1200m



18 May 2024 - 18:00

Track Rating: Soft 5 , Weather: Fine, Rail Position: +1m Entire

Section	Overall	1000m	800m	600m	400m	200m
Section Times	1:15.96 [10] (0:13.78)	1:02.18 [5] (0:11.42)	0:50.76 [4] (0:12.33)	0:38.43 [4] (0:12.64)	0:25.79 [5] (0:12.72)	0:13.07 [8] (0:13.07)
Average Speed [km/h]	52.3	63.3	58.5	57.5	56.9	55.1
Top Speed [km/h]	65.0	64.6	62.3	58.6	57.6	56.2
Avg. Dist. to Rail [m]	3.6	1.1	0.8	1.3	2.0	1.6
Avg. Stride Freq. [Hz]	2.3	2.4	2.3	2.3	2.3	2.2
Avg. Stride Length [m]	6.3	7.4	7.2	7.0	6.9	7.0



- [] Ranking at each section and finish
- .-.- No data available at this section
- NA No data available



Horse/Jockey Name	Tuck
Final Rank	11
Fastest Section Time (Section)	0:11.84 (1000m)
Top Speed [km/h] (Section)	72.0 (200m)
Race State	Finished



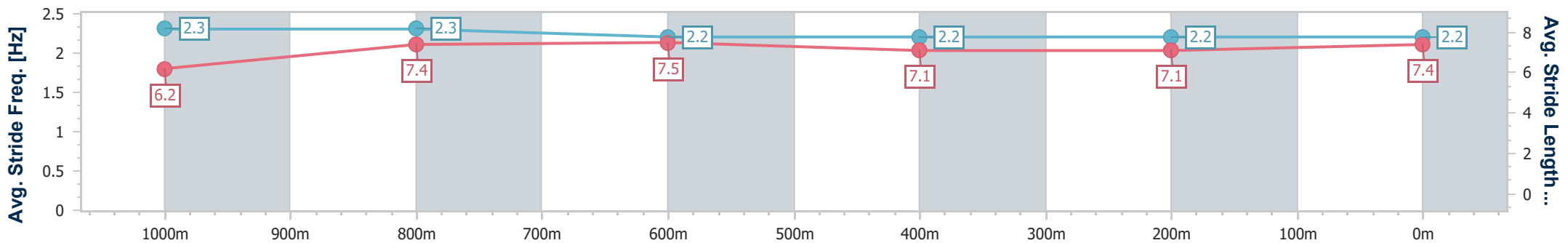
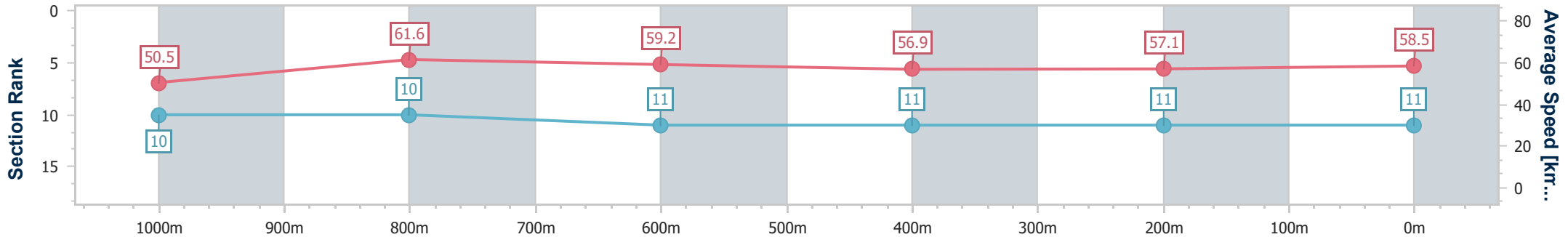
Toowoomba QLD Professional
 Race 3: GERRY BROWN'S SHELVING & STORAGE QTIS Three-Year-Old Maiden Plate - 1200m



18 May 2024 - 18:00

Track Rating: Soft 5 , Weather: Fine, Rail Position: +1m Entire

Section	Overall	1000m	800m	600m	400m	200m
Section Times	1:16.02 [11] (0:14.25)	1:01.77 [10] (0:11.84)	0:49.93 [10] (0:12.23)	0:37.70 [11] (0:12.77)	0:24.93 [11] (0:12.59)	0:12.34 [11] (0:12.34)
Average Speed [km/h]	50.5	61.6	59.2	56.9	57.1	58.5
Top Speed [km/h]	63.9	63.3	63.3	58.4	58.3	72.0
Avg. Dist. to Rail [m]	6.3	2.5	1.8	1.5	0.9	1.7
Avg. Stride Freq. [Hz]	2.3	2.3	2.2	2.2	2.2	2.2
Avg. Stride Length [m]	6.2	7.4	7.5	7.1	7.1	7.4



- [] Ranking at each section and finish
- .-.- No data available at this section
- NA No data available



Toowoomba QLD Professional

Race 4: LIVEWIRED ELECTRICAL Class 2 Handicap - 1000m

18 May 2024 - 18:35



Track Rating: Soft 5 , Weather: Fine, Rail Position: +1m Entire

Section											Last 600m		
Field Times		Overall	800m	600m	400m	200m						0:36.75	
		1:01.31 (0:13.54)	0:47.77 (0:11.02)	0:36.75 (0:11.65)	0:25.10 (0:12.27)	0:12.83 (0:12.83)							
Rank	TAB	Horse/Jockey	Barrier	Top Speed [km/h]	Fastest Section						Margin	Distance Travelled [m]	
1	10	ORTHIE'S GIRLS Dan McGillivray	7	67.5 800m	0:11.06 800m	1:01.31 [1] (0:14.08)	0:47.23 [6] (0:11.06)	0:36.17 [4] (0:11.64)	0:24.53 [4] (0:12.05)	0:12.48 [3] (0:12.48)	1:01.31	0:36.17	
2	16	DUCHESS BREE Nathan Evans	17	65.0 800m	0:11.08 800m	1:01.38 [2] (0:14.79)	0:46.59 [12] (0:11.08)	0:35.51 [12] (0:11.61)	0:23.90 [12] (0:12.05)	0:11.85 [10] (0:11.85)	0.4L	0:35.51	-5
3	13	FIVE STAR VIXEN Jai Williams	3	67.1 800m	0:11.02 800m	1:01.39 [3] (0:13.54)	0:47.85 [1] (0:11.02)	0:36.83 [1] (0:11.65)	0:25.18 [1] (0:12.27)	0:12.91 [1] (0:12.91)	0.5L	0:36.83	-7
4	15	TISANI EMPEROR Nozi Tomizawa	4	66.0 Overall	0:11.17 800m	1:01.40 [4] (0:13.99)	0:47.41 [4] (0:11.17)	0:36.24 [5] (0:11.72)	0:24.52 [5] (0:12.15)	0:12.37 [5] (0:12.37)	0.6L	0:36.24	-9
5	6	BUCKALTUS Luke Tarrant	5	68.0 800m	0:11.03 800m	1:01.46 [5] (0:13.88)	0:47.58 [3] (0:11.03)	0:36.55 [2] (0:11.78)	0:24.77 [2] (0:12.08)	0:12.69 [2] (0:12.69)	0.8L	0:36.55	-3
6	14	LES GIRLS Emily Lang	13	66.6 800m	0:11.06 800m	1:01.76 [6] (0:14.23)	0:47.53 [8] (0:11.06)	0:36.47 [7] (0:11.71)	0:24.76 [6] (0:12.12)	0:12.64 [7] (0:12.64)	2.6L	0:36.47	+1
7	1	RIVER DANZKA Georgina Cartwright	9	67.1 Overall	0:11.00 800m	1:01.77 [7] (0:14.54)	0:47.23 [11] (0:11.00)	0:36.23 [10] (0:11.51)	0:24.72 [7] (0:12.05)	0:12.67 [6] (0:12.67)	2.7L	0:36.23	-4
8	3	OUR RED PLANET Madeleine Wishart	8	66.8 800m	0:11.21 800m	1:01.78 [8] (0:14.49)	0:47.29 [10] (0:11.21)	0:36.08 [11] (0:11.75)	0:24.33 [11] (0:11.98)	0:12.35 [8] (0:12.35)	2.8L	0:36.08	-4
9	7	ZOUTHUR Karl Zechner	15	67.4 800m	0:11.06 800m	1:01.85 [9] (0:14.47)	0:47.38 [9] (0:11.06)	0:36.32 [9] (0:11.79)	0:24.53 [9] (0:12.14)	0:12.39 [9] (0:12.39)	3.1L	0:36.32	-1
10	11	RHUMB LINE Justin Huxtable	2	67.2 800m	0:11.17 800m	1:01.99 [10] (0:13.77)	0:48.22 [2] (0:11.17)	0:37.05 [3] (0:11.77)	0:25.28 [3] (0:12.26)	0:13.02 [4] (0:13.02)	3.9L	0:37.05	-6

Scratched: Swanic Boom (#17), Set To Shine (#4), Affinity Flyer (#5), Beau Witness (#8), Kernel Boom (#2)

Report Created: Sat 18 May 2024 18:56 GMT+10 (Note: Timing is based on position data)

Page 1/14

[] Ranking at each section and finish
 -:-:- No data available at this section
 NA No data available

SCN Saddle cloth number
 DNF Did not finish
 DNT Did not track

data processed by TRIPLESDATA



Toowoomba QLD Professional

Race 4: LIVEWIRED ELECTRICAL Class 2 Handicap - 1000m

18 May 2024 - 18:35



Track Rating: Soft 5 , Weather: Fine, Rail Position: +1m Entire

Section		Overall	800m	600m	400m	200m	Last 600m					
Field Times		1:01.31 (0:13.54)	0:47.77 (0:11.02)	0:36.75 (0:11.65)	0:25.10 (0:12.27)	0:12.83 (0:12.83)	0:36.75					
Rank	TAB Horse/Jockey	Barrier	Top Speed [km/h]	Fastest Section	Margin					Distance Travelled [m]		
11	12 ASGOODASYOUGETT Kenji Yoshida	6	66.1 Overall	0:11.29 800m	1:02.82 [11] (0:14.17)	0:48.65 [7] (0:11.29)	0:37.36 [8] (0:11.94)	0:25.42 [10] (0:12.15)	0:13.27 [11] (0:13.27)	8.7L	0:37.36	-9
12	9 INATICK Olivia Webb	11	66.0 800m	0:11.27 800m	1:03.04 [12] (0:14.01)	0:49.03 [5] (0:11.27)	0:37.76 [6] (0:12.02)	0:25.74 [8] (0:12.37)	0:13.37 [12] (0:13.37)	10L	0:37.76	+5

Scratched: Swanic Boom (#17), Set To Shine (#4), Affinity Flyer (#5), Beau Witness (#8), Kernel Boom (#2)

[] Ranking at each section and finish
 -:-:-:- No data available at this section
 NA No data available

SCN Saddle cloth number
 DNF Did not finish
 DNT Did not track



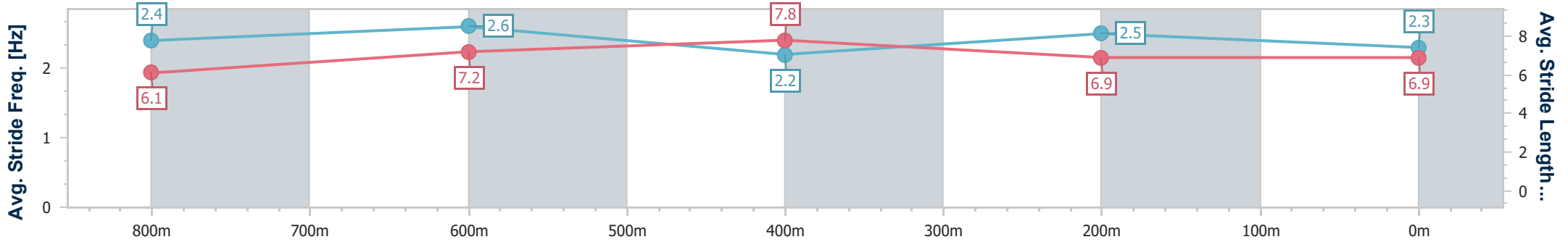
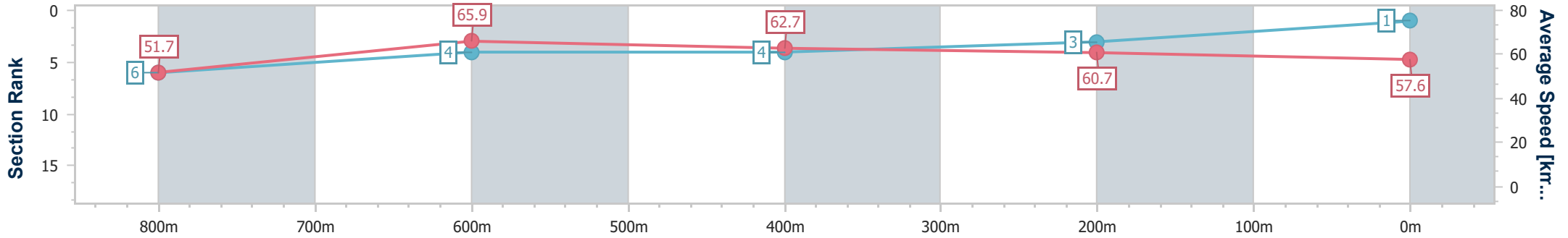
Horse/Jockey Name	Orthie's Girls
Final Rank	1
Fastest Section Time (Section)	0:11.06 (800m)
Top Speed [km/h] (Section)	67.5 (800m)
Race State	Finished



Toowoomba QLD Professional
 Race 4: LIVEWIRED ELECTRICAL Class 2 Handicap - 1000m
 18 May 2024 - 18:35
 Track Rating: Soft 5 , Weather: Fine, Rail Position: +1m Entire



Section	Overall	800m	600m	400m	200m
Section Times	1:01.31 [1] (0:14.08)	0:47.23 [6] (0:11.06)	0:36.17 [4] (0:11.64)	0:24.53 [4] (0:12.05)	0:12.48 [3] (0:12.48)
Average Speed [km/h]	51.7	65.9	62.7	60.7	57.6
Top Speed [km/h]	66.6	67.5	64.2	61.5	59.5
Avg. Dist. to Rail [m]	6.8	3.0	2.6	3.9	3.4
Avg. Stride Freq. [Hz]	2.4	2.6	2.2	2.5	2.3
Avg. Stride Length [m]	6.1	7.2	7.8	6.9	6.9



- [] Ranking at each section and finish
- .-.- No data available at this section
- NA No data available



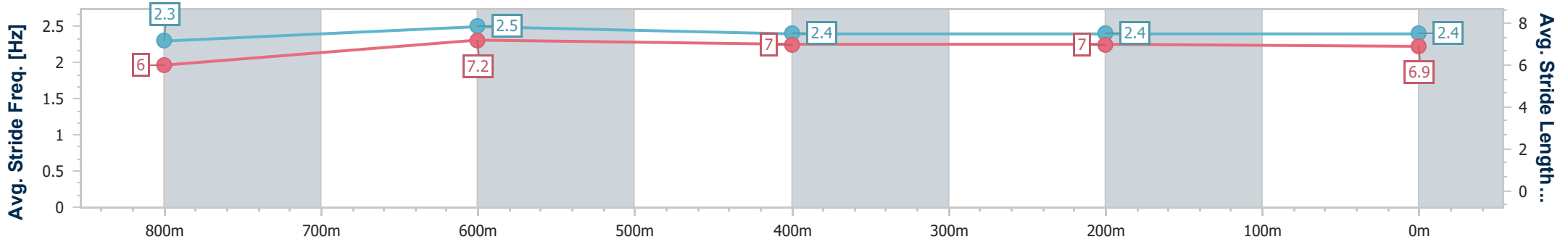
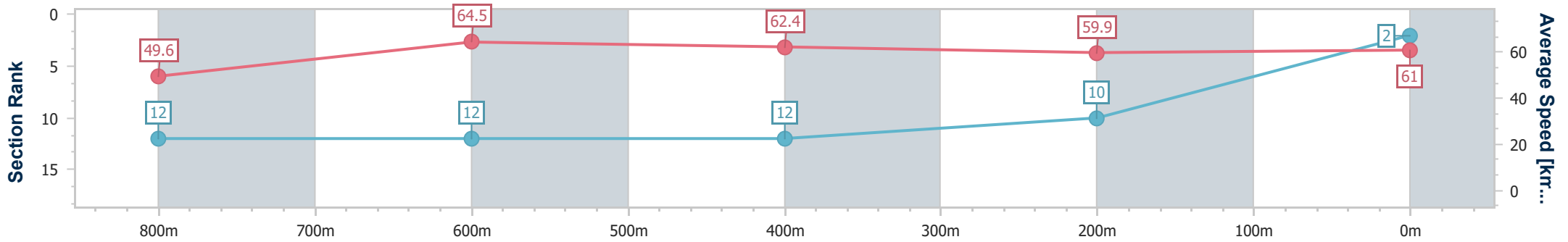
Horse/Jockey Name	Duchess Bree
Final Rank	2
Fastest Section Time (Section)	0:11.08 (800m)
Top Speed [km/h] (Section)	65.0 (800m)
Race State	Finished



Toowoomba QLD Professional
 Race 4: LIVEWIRED ELECTRICAL Class 2 Handicap - 1000m
 18 May 2024 - 18:35
 Track Rating: Soft 5 , Weather: Fine, Rail Position: +1m Entire



Section	Overall	800m	600m	400m	200m
Section Times	1:01.38 [2] (0:14.79)	0:46.59 [12] (0:11.08)	0:35.51 [12] (0:11.61)	0:23.90 [12] (0:12.05)	0:11.85 [10] (0:11.85)
Average Speed [km/h]	49.6	64.5	62.4	59.9	61.0
Top Speed [km/h]	64.9	65.0	64.5	61.5	62.2
Avg. Dist. to Rail [m]	9.8	0.8	0.5	1.1	2.2
Avg. Stride Freq. [Hz]	2.3	2.5	2.4	2.4	2.4
Avg. Stride Length [m]	6.0	7.2	7.0	7.0	6.9



- [] Ranking at each section and finish
- .-.- No data available at this section
- NA No data available



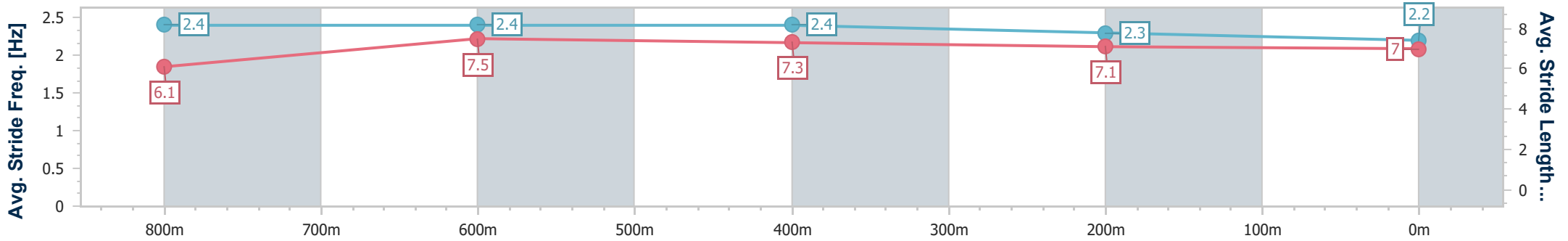
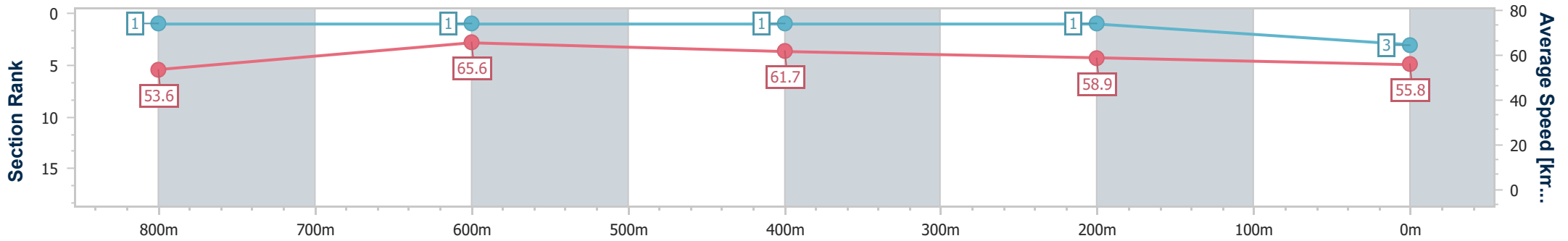
Horse/Jockey Name	Five Star Vixen
Final Rank	3
Fastest Section Time (Section)	0:11.02 (800m)
Top Speed [km/h] (Section)	67.1 (800m)
Race State	Finished



Toowoomba QLD Professional
 Race 4: LIVEWIRED ELECTRICAL Class 2 Handicap - 1000m
 18 May 2024 - 18:35
 Track Rating: Soft 5 , Weather: Fine, Rail Position: +1m Entire



Section	Overall	800m	600m	400m	200m
Section Times	1:01.39 [3] (0:13.54)	0:47.85 [1] (0:11.02)	0:36.83 [1] (0:11.65)	0:25.18 [1] (0:12.27)	0:12.91 [1] (0:12.91)
Average Speed [km/h]	53.6	65.6	61.7	58.9	55.8
Top Speed [km/h]	66.9	67.1	64.0	61.1	56.9
Avg. Dist. to Rail [m]	2.4	1.3	0.2	0.4	1.9
Avg. Stride Freq. [Hz]	2.4	2.4	2.4	2.3	2.2
Avg. Stride Length [m]	6.1	7.5	7.3	7.1	7.0



- [] Ranking at each section and finish
- .-.- No data available at this section
- NA No data available



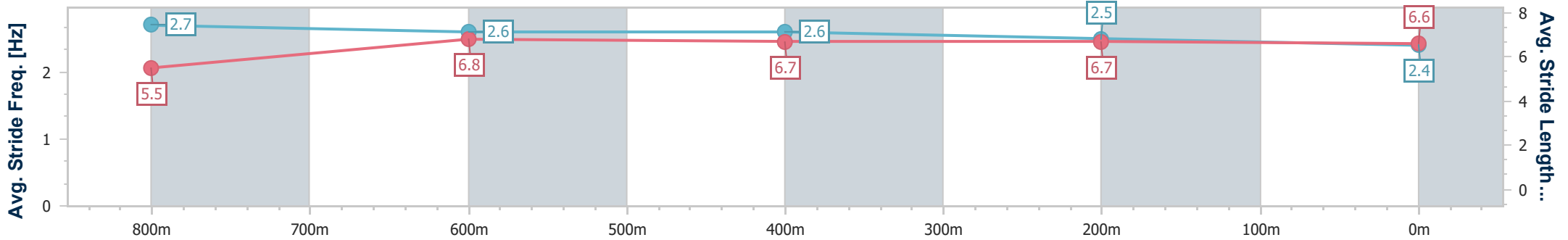
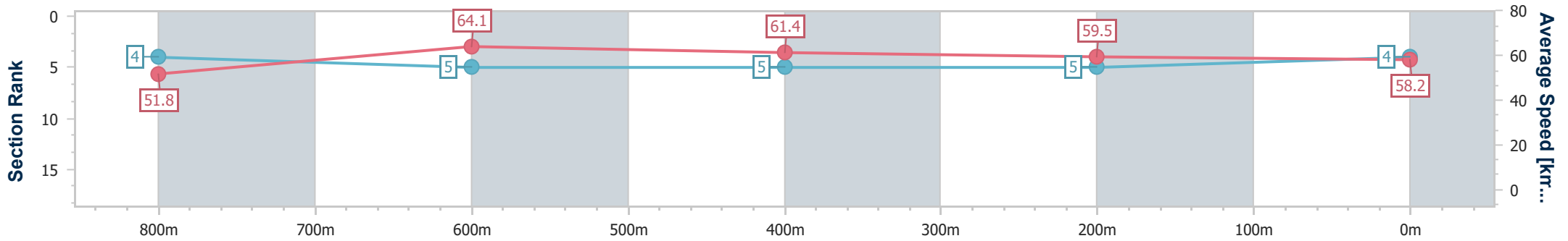
Horse/Jockey Name	Tisani Emperor
Final Rank	4
Fastest Section Time (Section)	0:11.17 (800m)
Top Speed [km/h] (Section)	66.0 (Overall)
Race State	Finished



Toowoomba QLD Professional
 Race 4: LIVEWIRED ELECTRICAL Class 2 Handicap - 1000m
 18 May 2024 - 18:35
 Track Rating: Soft 5 , Weather: Fine, Rail Position: +1m Entire



Section	Overall	800m	600m	400m	200m
Section Times	1:01.40 [4] (0:13.99)	0:47.41 [4] (0:11.17)	0:36.24 [5] (0:11.72)	0:24.52 [5] (0:12.15)	0:12.37 [5] (0:12.37)
Average Speed [km/h]	51.8	64.1	61.4	59.5	58.2
Top Speed [km/h]	66.0	65.9	63.7	60.8	59.9
Avg. Dist. to Rail [m]	3.1	0.9	0.6	1.0	3.2
Avg. Stride Freq. [Hz]	2.7	2.6	2.6	2.5	2.4
Avg. Stride Length [m]	5.5	6.8	6.7	6.7	6.6



- [] Ranking at each section and finish
- .-.- No data available at this section
- NA No data available



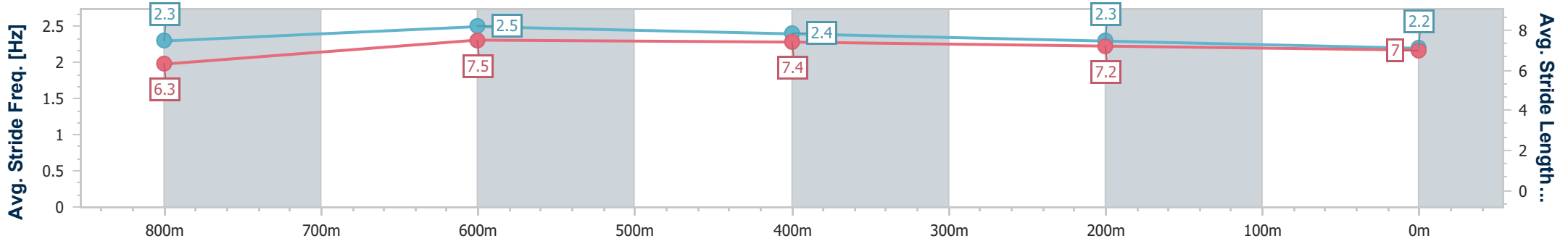
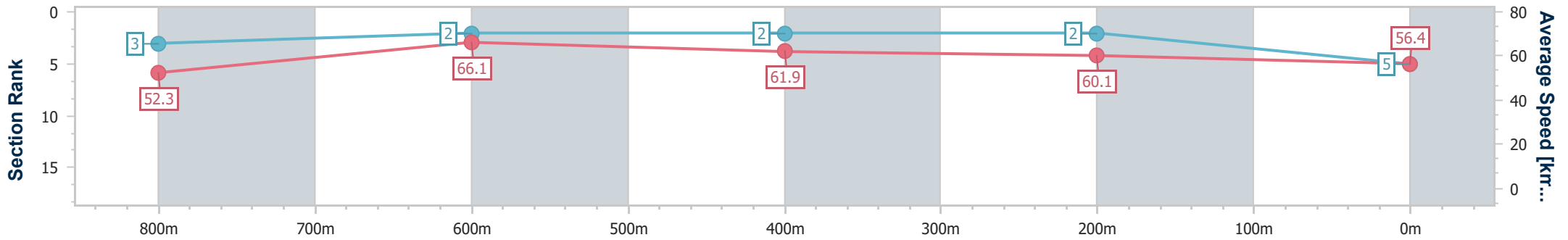
Horse/Jockey Name	Buckaltius
Final Rank	5
Fastest Section Time (Section)	0:11.03 (800m)
Top Speed [km/h] (Section)	68.0 (800m)
Race State	Finished



Toowoomba QLD Professional
 Race 4: LIVEWIRED ELECTRICAL Class 2 Handicap - 1000m
 18 May 2024 - 18:35
 Track Rating: Soft 5 , Weather: Fine, Rail Position: +1m Entire



Section	Overall	800m	600m	400m	200m
Section Times	1:01.46 [5] (0:13.88)	0:47.58 [3] (0:11.03)	0:36.55 [2] (0:11.78)	0:24.77 [2] (0:12.08)	0:12.69 [2] (0:12.69)
Average Speed [km/h]	52.3	66.1	61.9	60.1	56.4
Top Speed [km/h]	66.6	68.0	65.2	61.1	58.3
Avg. Dist. to Rail [m]	4.6	2.6	2.6	1.9	0.9
Avg. Stride Freq. [Hz]	2.3	2.5	2.4	2.3	2.2
Avg. Stride Length [m]	6.3	7.5	7.4	7.2	7.0



- [] Ranking at each section and finish
- .-.- No data available at this section
- NA No data available



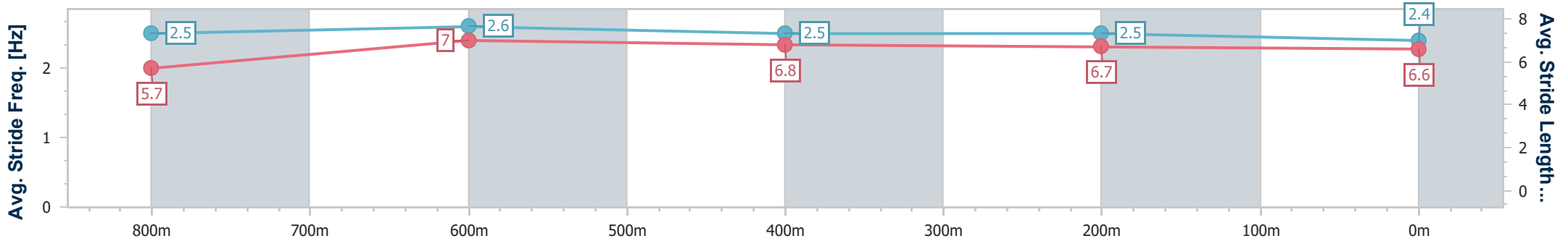
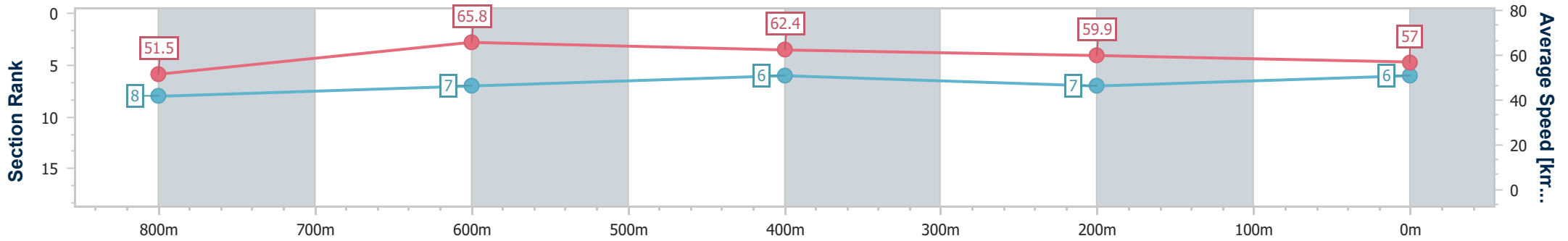
Horse/Jockey Name	Les Girls
Final Rank	6
Fastest Section Time (Section)	0:11.06 (800m)
Top Speed [km/h] (Section)	66.6 (800m)
Race State	Finished



Toowoomba QLD Professional
 Race 4: LIVEWIRED ELECTRICAL Class 2 Handicap - 1000m
 18 May 2024 - 18:35
 Track Rating: Soft 5 , Weather: Fine, Rail Position: +1m Entire



Section	Overall	800m	600m	400m	200m
Section Times	1:01.76 [6] (0:14.23)	0:47.53 [8] (0:11.06)	0:36.47 [7] (0:11.71)	0:24.76 [6] (0:12.12)	0:12.64 [7] (0:12.64)
Average Speed [km/h]	51.5	65.8	62.4	59.9	57.0
Top Speed [km/h]	65.8	66.6	65.6	61.1	60.0
Avg. Dist. to Rail [m]	7.7	2.7	2.8	3.3	5.5
Avg. Stride Freq. [Hz]	2.5	2.6	2.5	2.5	2.4
Avg. Stride Length [m]	5.7	7.0	6.8	6.7	6.6



- [] Ranking at each section and finish
- .-.- No data available at this section
- NA No data available



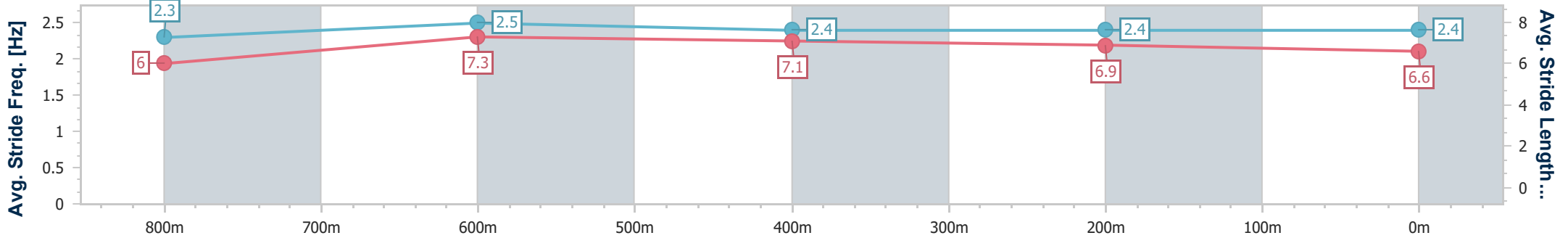
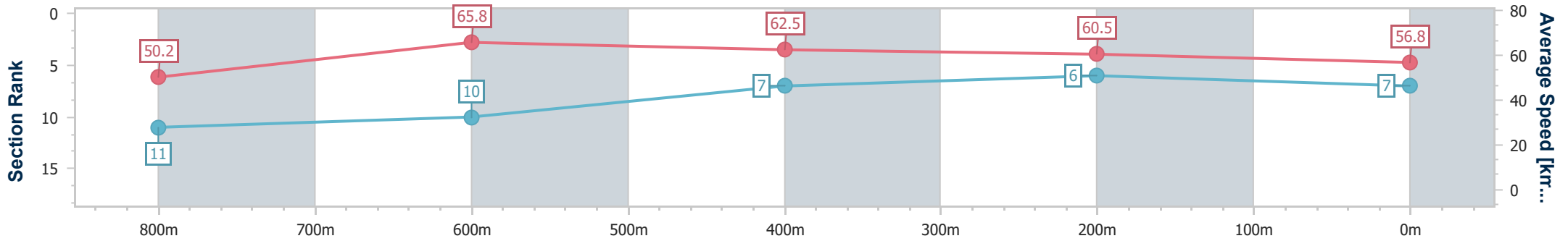
Horse/Jockey Name	River Danzka
Final Rank	7
Fastest Section Time (Section)	0:11.00 (800m)
Top Speed [km/h] (Section)	67.1 (Overall)
Race State	Finished



Toowoomba QLD Professional
 Race 4: LIVEWIRED ELECTRICAL Class 2 Handicap - 1000m
 18 May 2024 - 18:35
 Track Rating: Soft 5 , Weather: Fine, Rail Position: +1m Entire



Section	Overall	800m	600m	400m	200m
Section Times	1:01.77 [7] (0:14.54)	0:47.23 [11] (0:11.00)	0:36.23 [10] (0:11.51)	0:24.72 [7] (0:12.05)	0:12.67 [6] (0:12.67)
Average Speed [km/h]	50.2	65.8	62.5	60.5	56.8
Top Speed [km/h]	67.1	67.1	65.9	62.4	59.1
Avg. Dist. to Rail [m]	7.8	1.4	0.5	3.6	4.1
Avg. Stride Freq. [Hz]	2.3	2.5	2.4	2.4	2.4
Avg. Stride Length [m]	6.0	7.3	7.1	6.9	6.6



- [] Ranking at each section and finish
- .-.- No data available at this section
- NA No data available



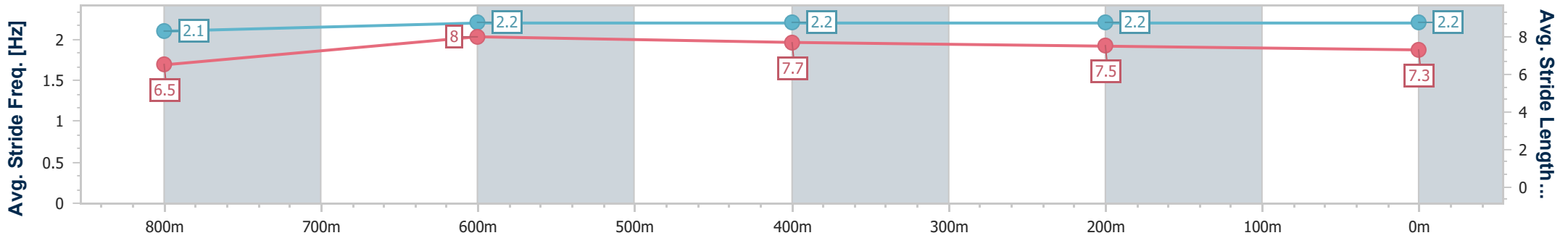
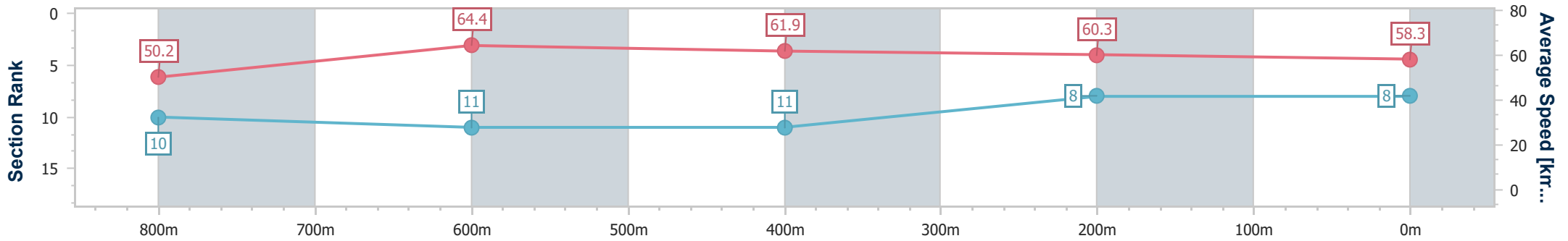
Horse/Jockey Name	Our Red Planet
Final Rank	8
Fastest Section Time (Section)	0:11.21 (800m)
Top Speed [km/h] (Section)	66.8 (800m)
Race State	Finished



Toowoomba QLD Professional
 Race 4: LIVEWIRED ELECTRICAL Class 2 Handicap - 1000m
 18 May 2024 - 18:35
 Track Rating: Soft 5 , Weather: Fine, Rail Position: +1m Entire



Section	Overall	800m	600m	400m	200m
Section Times	1:01.78 [8] (0:14.49)	0:47.29 [10] (0:11.21)	0:36.08 [11] (0:11.75)	0:24.33 [11] (0:11.98)	0:12.35 [8] (0:12.35)
Average Speed [km/h]	50.2	64.4	61.9	60.3	58.3
Top Speed [km/h]	66.7	66.8	64.5	61.3	60.2
Avg. Dist. to Rail [m]	6.8	0.9	1.7	1.7	4.9
Avg. Stride Freq. [Hz]	2.1	2.2	2.2	2.2	2.2
Avg. Stride Length [m]	6.5	8.0	7.7	7.5	7.3



- [] Ranking at each section and finish
- .-.- No data available at this section
- NA No data available



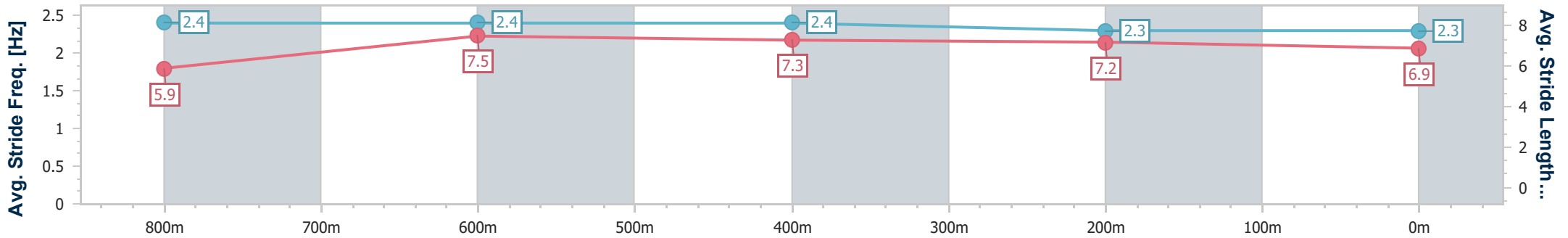
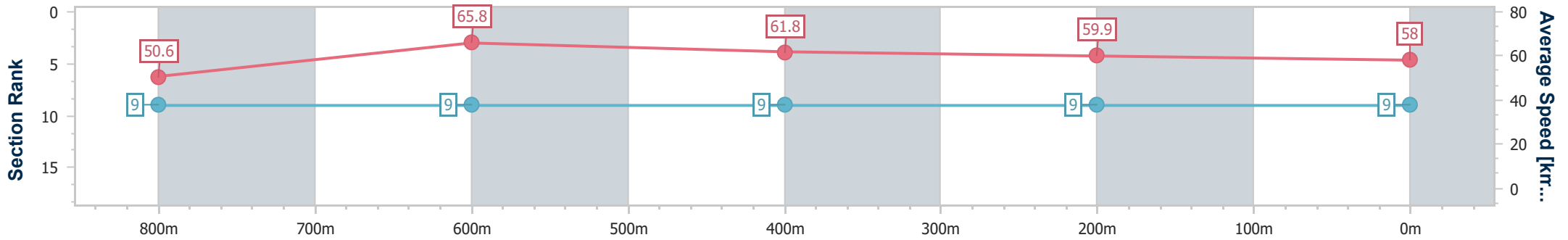
Horse/Jockey Name	Zouthur
Final Rank	9
Fastest Section Time (Section)	0:11.06 (800m)
Top Speed [km/h] (Section)	67.4 (800m)
Race State	Finished



Toowoomba QLD Professional
 Race 4: LIVEWIRED ELECTRICAL Class 2 Handicap - 1000m
 18 May 2024 - 18:35
 Track Rating: Soft 5 , Weather: Fine, Rail Position: +1m Entire



Section	Overall	800m	600m	400m	200m
Section Times	1:01.85 [9] (0:14.47)	0:47.38 [9] (0:11.06)	0:36.32 [9] (0:11.79)	0:24.53 [9] (0:12.14)	0:12.39 [9] (0:12.39)
Average Speed [km/h]	50.6	65.8	61.8	59.9	58.0
Top Speed [km/h]	67.2	67.4	64.4	60.8	59.9
Avg. Dist. to Rail [m]	8.7	2.7	2.0	2.4	4.7
Avg. Stride Freq. [Hz]	2.4	2.4	2.4	2.3	2.3
Avg. Stride Length [m]	5.9	7.5	7.3	7.2	6.9



- [] Ranking at each section and finish
- .-.- No data available at this section
- NA No data available



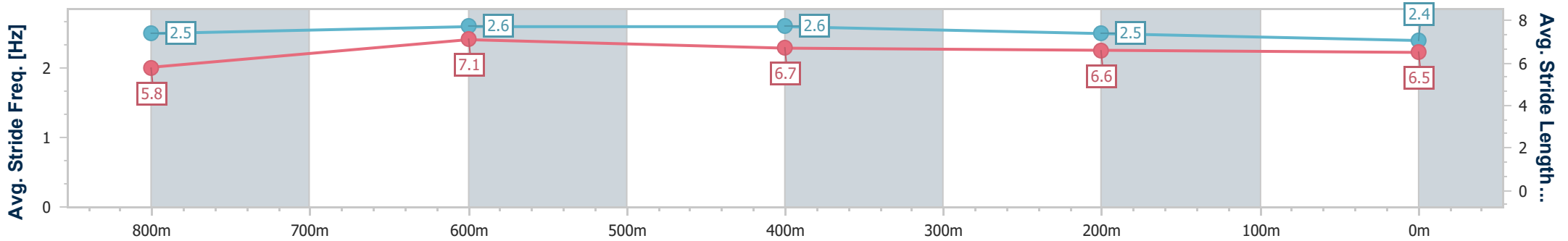
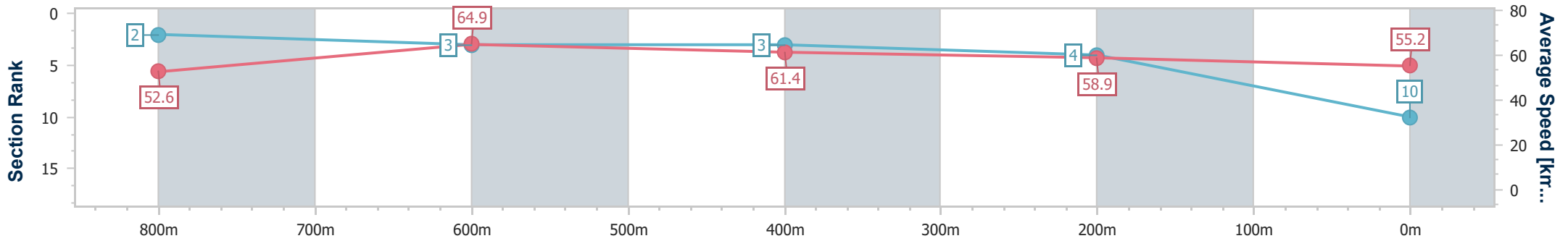
Horse/Jockey Name	Rhumb Line
Final Rank	10
Fastest Section Time (Section)	0:11.17 (800m)
Top Speed [km/h] (Section)	67.2 (800m)
Race State	Finished



Toowoomba QLD Professional
 Race 4: LIVEWIRED ELECTRICAL Class 2 Handicap - 1000m
 18 May 2024 - 18:35
 Track Rating: Soft 5 , Weather: Fine, Rail Position: +1m Entire



Section	Overall	800m	600m	400m	200m
Section Times	1:01.99 [10] (0:13.77)	0:48.22 [2] (0:11.17)	0:37.05 [3] (0:11.77)	0:25.28 [3] (0:12.26)	0:13.02 [4] (0:13.02)
Average Speed [km/h]	52.6	64.9	61.4	58.9	55.2
Top Speed [km/h]	67.1	67.2	64.4	60.8	58.0
Avg. Dist. to Rail [m]	3.2	1.4	0.4	0.8	0.4
Avg. Stride Freq. [Hz]	2.5	2.6	2.6	2.5	2.4
Avg. Stride Length [m]	5.8	7.1	6.7	6.6	6.5



- [] Ranking at each section and finish
- .-.- No data available at this section
- NA No data available



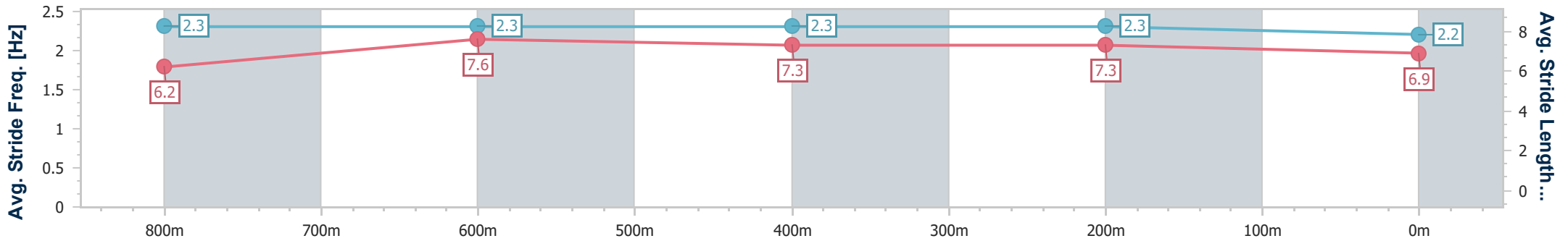
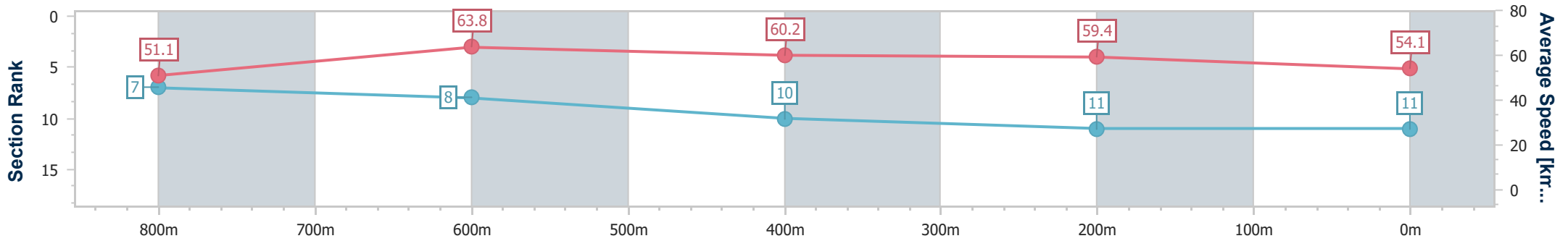
Horse/Jockey Name	Asgoodasyougett
Final Rank	11
Fastest Section Time (Section)	0:11.29 (800m)
Top Speed [km/h] (Section)	66.1 (Overall)
Race State	Finished



Toowoomba QLD Professional
 Race 4: LIVEWIRED ELECTRICAL Class 2 Handicap - 1000m
 18 May 2024 - 18:35
 Track Rating: Soft 5 , Weather: Fine, Rail Position: +1m Entire



Section	Overall	800m	600m	400m	200m
Section Times	1:02.82 [11] (0:14.17)	0:48.65 [7] (0:11.29)	0:37.36 [8] (0:11.94)	0:25.42 [10] (0:12.15)	0:13.27 [11] (0:13.27)
Average Speed [km/h]	51.1	63.8	60.2	59.4	54.1
Top Speed [km/h]	66.1	65.5	63.3	60.1	58.1
Avg. Dist. to Rail [m]	4.8	0.4	0.4	0.2	0.5
Avg. Stride Freq. [Hz]	2.3	2.3	2.3	2.3	2.2
Avg. Stride Length [m]	6.2	7.6	7.3	7.3	6.9



- [] Ranking at each section and finish
- .-.- No data available at this section
- NA No data available



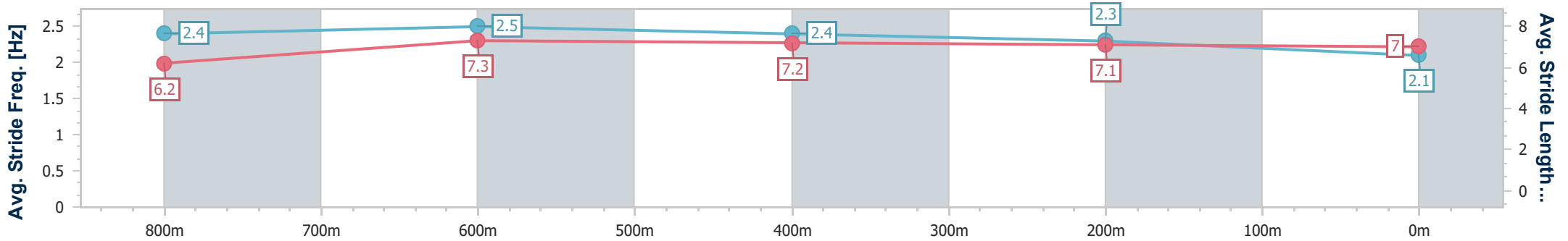
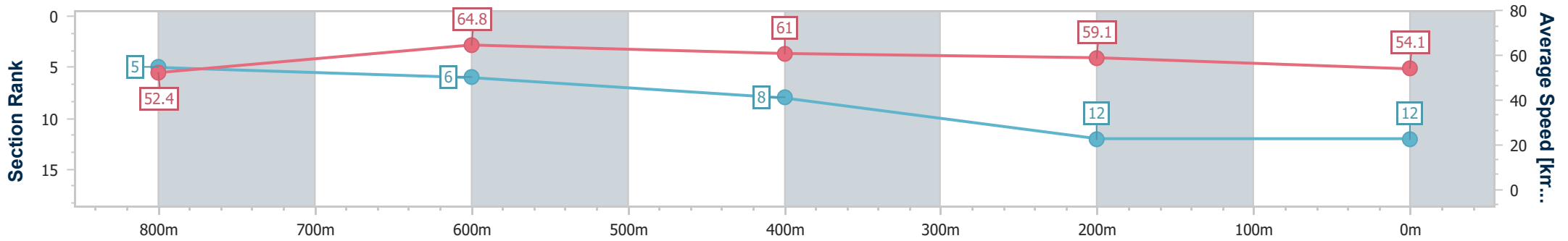
Horse/Jockey Name	Inatick
Final Rank	12
Fastest Section Time (Section)	0:11.27 (800m)
Top Speed [km/h] (Section)	66.0 (800m)
Race State	Finished



Toowoomba QLD Professional
 Race 4: LIVEWIRED ELECTRICAL Class 2 Handicap - 1000m
 18 May 2024 - 18:35
 Track Rating: Soft 5 , Weather: Fine, Rail Position: +1m Entire



Section	Overall	800m	600m	400m	200m
Section Times	1:03.04 [12] (0:14.01)	0:49.03 [5] (0:11.27)	0:37.76 [6] (0:12.02)	0:25.74 [8] (0:12.37)	0:13.37 [12] (0:13.37)
Average Speed [km/h]	52.4	64.8	61.0	59.1	54.1
Top Speed [km/h]	65.5	66.0	65.1	60.4	57.6
Avg. Dist. to Rail [m]	8.1	3.8	3.9	5.2	3.0
Avg. Stride Freq. [Hz]	2.4	2.5	2.4	2.3	2.1
Avg. Stride Length [m]	6.2	7.3	7.2	7.1	7.0



- [] Ranking at each section and finish
- .-.- No data available at this section
- NA No data available



Toowoomba QLD Professional

Race 5: WHOLESALE HORSEWEAR HOUSE BENCHMARK 62 Handicap - 1890m

18 May 2024 - 19:11



Track Rating: Soft 5 , Weather: Fine, Rail Position: +1m Entire

Section		Overall	1600m	1400m	1200m	1000m	800m	600m	Last 600m				
Field Times		2:03.64 (0:22.73)	1:40.91 (0:12.65)	1:28.26 (0:12.10)	1:16.16 (0:12.72)	1:03.44 (0:12.87)	0:50.57 (0:12.31)	0:38.26 (0:12.45)	0:38.26				
Rank	TAB Horse/Jockey	Barrier	Top Speed [km/h]	Fastest Section									Distance Travelled [m]
1	5 FAST LADY Chris Whiteley	5	61.0 1400m	0:12.25 1400m	2:03.64 [1] (0:23.13)	1:40.51 [3] (0:12.71)	1:27.80 [4] (0:12.25)	1:15.55 [5] (0:12.64)	1:02.91 [4] (0:12.78)	0:50.13 [4] (0:12.31)	0:37.82 [3] (0:12.48)	0:37.82	
2	10 ROYAL GEORGE Tahlia Fenlon	9	63.0 1400m	0:11.87 1400m	2:03.76 [2] (0:23.78)	1:39.98 [10] (0:11.88)	1:28.10 [3] (0:11.87)	1:16.23 [2] (0:12.88)	1:03.35 [2] (0:13.06)	0:50.29 [3] (0:12.40)	0:37.89 [4] (0:12.48)	0:37.89	+14
3	6 KALENDS Emily Lang	6	60.7 1400m	0:12.10 1400m	2:03.82 [3] (0:22.73)	1:41.09 [1] (0:12.65)	1:28.44 [1] (0:12.10)	1:16.34 [1] (0:12.72)	1:03.62 [1] (0:12.87)	0:50.75 [1] (0:12.31)	0:38.44 [1] (0:12.45)	0:38.44	-3
4	3 CONNECTICUT Karl Zechner	11	61.7 1400m	0:12.16 1400m	2:03.83 [4] (0:22.94)	1:40.89 [2] (0:12.63)	1:28.26 [2] (0:12.16)	1:16.10 [3] (0:12.91)	1:03.19 [3] (0:12.54)	0:50.65 [2] (0:12.36)	0:38.29 [2] (0:12.52)	0:38.29	+9
5	1 LUCKY EXCHANGE Olivia Webb	8	62.2 1200m	0:12.29 1200m	2:03.94 [5] (0:23.48)	1:40.46 [6] (0:12.48)	1:27.98 [7] (0:12.49)	1:15.49 [8] (0:12.29)	1:03.20 [5] (0:12.83)	0:50.37 [5] (0:12.35)	0:38.02 [5] (0:12.47)	0:38.02	+12
6	14 WINSTON BLUE Kenji Yoshida	3	62.0 1200m	0:12.27 1400m	2:04.21 [6] (0:23.73)	1:40.48 [8] (0:12.42)	1:28.06 [8] (0:12.27)	1:15.79 [7] (0:12.59)	1:03.20 [9] (0:12.90)	0:50.30 [8] (0:12.38)	0:37.92 [8] (0:12.68)	0:37.92	+11
7	9 ZOU ZOUAMORE Montanna Savva	14	60.7 1200m	0:12.30 1200m	2:04.30 [7] (0:23.86)	1:40.44 [11] (0:12.48)	1:27.96 [11] (0:12.40)	1:15.56 [10] (0:12.30)	1:03.26 [10] (0:13.07)	0:50.19 [10] (0:12.36)	0:37.83 [10] (0:12.62)	0:37.83	+12
8	8 CALM BUCKLE Alisha Donald	4	62.4 1400m	0:12.17 1400m	2:04.30 [8] (0:23.24)	1:41.06 [4] (0:12.67)	1:28.39 [5] (0:12.17)	1:16.22 [4] (0:12.77)	1:03.45 [6] (0:12.87)	0:50.58 [6] (0:12.53)	0:38.05 [7] (0:12.66)	0:38.05	+6
9	7 MIKKI EIGHT Jake Molloy	2	60.8 1200m	0:12.28 800m	2:04.40 [9] (0:23.66)	1:40.74 [7] (0:12.56)	1:28.18 [10] (0:12.62)	1:15.56 [11] (0:12.49)	1:03.07 [11] (0:12.97)	0:50.10 [11] (0:12.28)	0:37.82 [11] (0:12.61)	0:37.82	+1
10	11 CLEAR BLONDE Georgina Cartwright	1	60.4 1200m	0:12.37 1400m	2:04.46 [10] (0:23.31)	1:41.15 [5] (0:12.61)	1:28.54 [6] (0:12.37)	1:16.17 [6] (0:12.67)	1:03.50 [8] (0:12.97)	0:50.53 [9] (0:12.46)	0:38.07 [9] (0:12.58)	0:38.07	-7

Scratched: Bump'n'run (#13), The Right Way (#2)



Toowoomba QLD Professional
Race 5: WHOLESALE HORSEWEAR HOUSE BENCHMARK 62 Handicap -
1890m
18 May 2024 - 19:11



Track Rating: Soft 5 , Weather: Fine, Rail Position: +1m Entire

Section	Overall	1600m	1400m	1200m	1000m	800m	600m	Last 600m						
Field Times	2:03.64 (0:22.73)	1:40.91 (0:12.65)	1:28.26 (0:12.10)	1:16.16 (0:12.72)	1:03.44 (0:12.87)	0:50.57 (0:12.31)	0:38.26 (0:12.45)	0:38.26						
Rank	TAB	Horse/Jockey	Barrier	Top Speed [km/h]	Fastest Section									Distance Travelled [m]
11	4	NITROGLYCERINE Madeleine Wishart	7	60.2 1200m	0:12.32 800m	2:04.65 [11] (0:24.02)	1:40.63 [12] (0:12.57)	1:28.06 [12] (0:12.47)	1:15.59 [12] (0:12.49)	1:03.10 [12] (0:13.10)	0:50.00 [12] (0:12.32)	0:37.68 [12] (0:12.43)	0:37.68	+1
12	12	MANTINELLO Micheal Hellyer	10	62.2 1200m	0:12.31 800m	2:04.74 [12] (0:23.76)	1:40.98 [9] (0:12.41)	1:28.57 [9] (0:12.45)	1:16.12 [9] (0:12.33)	1:03.79 [7] (0:12.80)	0:50.99 [7] (0:12.31)	0:38.68 [6] (0:12.73)	0:38.68	+12

Scratched: Bump'n'run (#13), The Right Way (#2)

[] Ranking at each section and finish
 -:-:- No data available at this section
 NA No data available

SCN Saddle cloth number
 DNF Did not finish
 DNT Did not track



Toowoomba QLD Professional

Race 5: WHOLESALE HORSEWEAR HOUSE BENCHMARK 62 Handicap - 1890m

18 May 2024 - 19:11



Track Rating: Soft 5 , Weather: Fine, Rail Position: +1m Entire

Section			400m	200m			Last 600m			
Field Times			0:25.81 (0:12.80)	0:13.01 (0:13.01)			0:38.26			
Rank	TAB	Horse/Jockey	Barrier	Top Speed [km/h]	Fastest Section	Margin			Distance Travelled [m]	
1	5	FAST LADY Chris Whiteley	5	61.0 1400m	0:12.25 1400m	0:25.34 [3] (0:12.50)	0:12.84 [3] (0:12.84)	2:03.64	0:37.82	
2	10	ROYAL GEORGE Tahlia Fenlon	9	63.0 1400m	0:11.87 1400m	0:25.41 [4] (0:12.59)	0:12.82 [5] (0:12.82)	0.5L	0:37.89	+14
3	6	KALENDS Emily Lang	6	60.7 1400m	0:12.10 1400m	0:25.99 [1] (0:12.80)	0:13.19 [1] (0:13.19)	0.8L	0:38.44	-3
4	3	CONNECTICUT Karl Zechner	11	61.7 1400m	0:12.16 1400m	0:25.77 [2] (0:12.62)	0:13.15 [2] (0:13.15)	0.9L	0:38.29	+9
5	1	LUCKY EXCHANGE Olivia Webb	8	62.2 1200m	0:12.29 1200m	0:25.55 [5] (0:12.54)	0:13.01 [4] (0:13.01)	1.4L	0:38.02	+12
6	14	WINSTON BLUE Kenji Yoshida	3	62.0 1200m	0:12.27 1400m	0:25.24 [9] (0:12.45)	0:12.79 [7] (0:12.79)	2.9L	0:37.92	+11
7	9	ZOU ZOUAMORE Montanna Savva	14	60.7 1200m	0:12.30 1200m	0:25.21 [10] (0:12.56)	0:12.65 [11] (0:12.65)	3.4L	0:37.83	+12
8	8	CALM BUCKLE Alisha Donald	4	62.4 1400m	0:12.17 1400m	0:25.39 [7] (0:12.48)	0:12.91 [6] (0:12.91)	3.5L	0:38.05	+6
9	7	MIKKI EIGHT Jake Molloy	2	60.8 1200m	0:12.28 800m	0:25.21 [11] (0:12.43)	0:12.78 [10] (0:12.78)	4L	0:37.82	+1
10	11	CLEAR BLONDE Georgina Cartwright	1	60.4 1200m	0:12.37 1400m	0:25.49 [8] (0:12.52)	0:12.97 [8] (0:12.97)	4.2L	0:38.07	-7

Scratched: Bump'n'run (#13), The Right Way (#2)

Report Created: Sat 18 May 2024 19:34 GMT+10

(Note: Timing is based on position data)

Page 3/16

[] Ranking at each section and finish
 -:-:- No data available at this section
 NA No data available

SCN Saddle cloth number
 DNF Did not finish
 DNT Did not track

data processed by TRIPLESDATA



Toowoomba QLD Professional
Race 5: WHOLESALE HORSEWEAR HOUSE BENCHMARK 62 Handicap -
1890m
18 May 2024 - 19:11



Track Rating: Soft 5 , Weather: Fine, Rail Position: +1m Entire

Section		400m	200m			Last 600m	
Field Times		0:25.81 (0:12.80)	0:13.01 (0:13.01)			0:38.26	
Rank	TAB Horse/Jockey	Barrier	Top Speed [km/h]	Fastest Section	Margin	Distance Travelled [m]	
11	4 NITROGLYCERINE Madeleine Wishart	7	60.2 1200m	0:12.32 800m	0:25.25 [12] (0:12.57)	0:12.68 [12] (0:12.68)	5.2L 0:37.68 +1
12	12 MANTINELLO Micheal Hellyer	10	62.2 1200m	0:12.31 800m	0:25.95 [6] (0:12.72)	0:13.23 [9] (0:13.23)	5.7L 0:38.68 +12

Scratched: Bump'n'run (#13), The Right Way (#2)

[] Ranking at each section and finish
 -:-:- No data available at this section
 NA No data available

SCN Saddle cloth number
 DNF Did not finish
 DNT Did not track



Horse/Jockey Name	Fast Lady
Final Rank	1
Fastest Section Time (Section)	0:12.25 (1400m)
Top Speed [km/h] (Section)	61.0 (1400m)
Race State	Finished

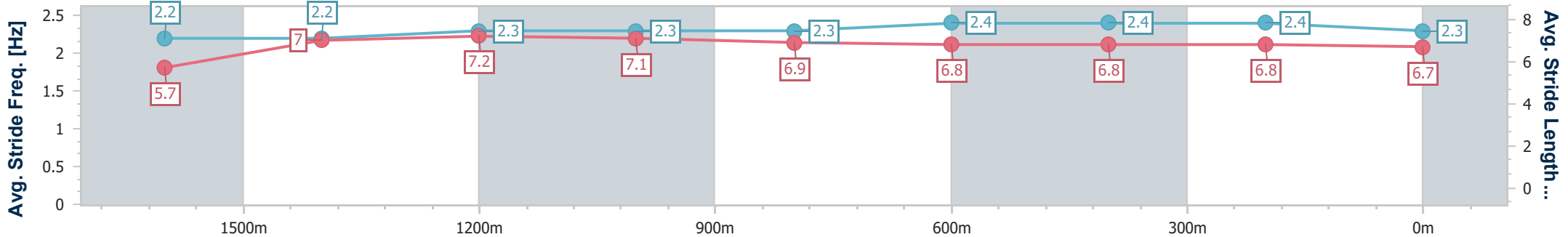
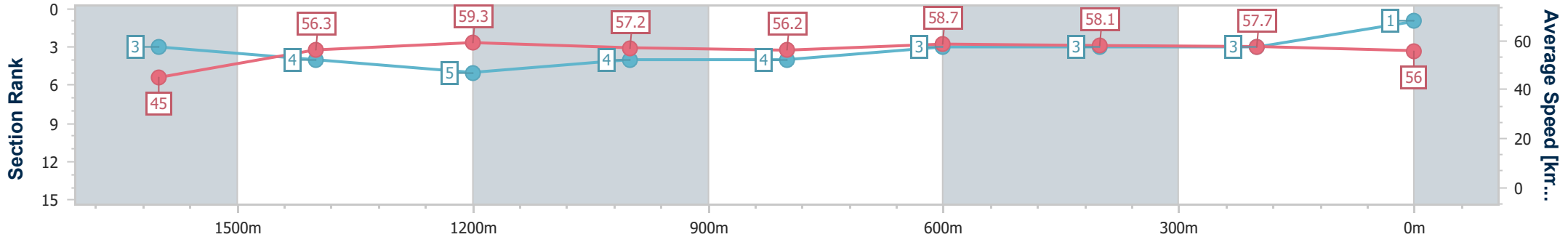


Toowoomba QLD Professional
 Race 5: WHOLESALE HORSEWEAR HOUSE BENCHMARK 62
 Handicap - 1890m
 18 May 2024 - 19:11



Track Rating: Soft 5 , Weather: Fine, Rail Position: +1m Entire

Section	Overall	1600m	1400m	1200m	1000m	800m	600m	400m	200m
Section Times	2:03.64 [1] (0:23.13)	1:40.51 [3] (0:12.71)	1:27.80 [4] (0:12.25)	1:15.55 [5] (0:12.64)	1:02.91 [4] (0:12.78)	0:50.13 [4] (0:12.31)	0:37.82 [3] (0:12.48)	0:25.34 [3] (0:12.50)	0:12.84 [3] (0:12.84)
Average Speed [km/h]	45.0	56.3	59.3	57.2	56.2	58.7	58.1	57.7	56.0
Top Speed [km/h]	58.1	58.3	61.0	60.9	58.1	59.8	60.0	59.0	57.4
Avg. Dist. to Rail [m]	7.0	0.5	1.0	1.1	0.3	1.2	1.1	0.6	0.5
Avg. Stride Freq. [Hz]	2.2	2.2	2.3	2.3	2.3	2.4	2.4	2.4	2.3
Avg. Stride Length [m]	5.7	7.0	7.2	7.1	6.9	6.8	6.8	6.8	6.7



- [] Ranking at each section and finish
- .-.- No data available at this section
- NA No data available



Horse/Jockey Name	Royal George
Final Rank	2
Fastest Section Time (Section)	0:11.87 (1400m)
Top Speed [km/h] (Section)	63.0 (1400m)
Race State	Finished

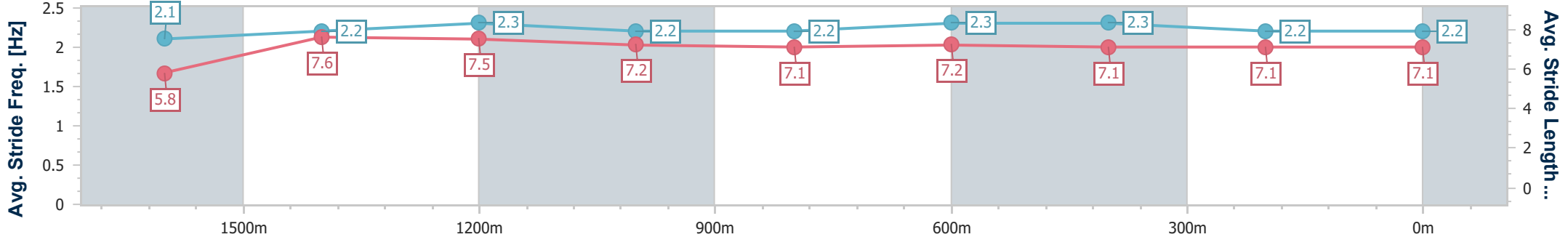
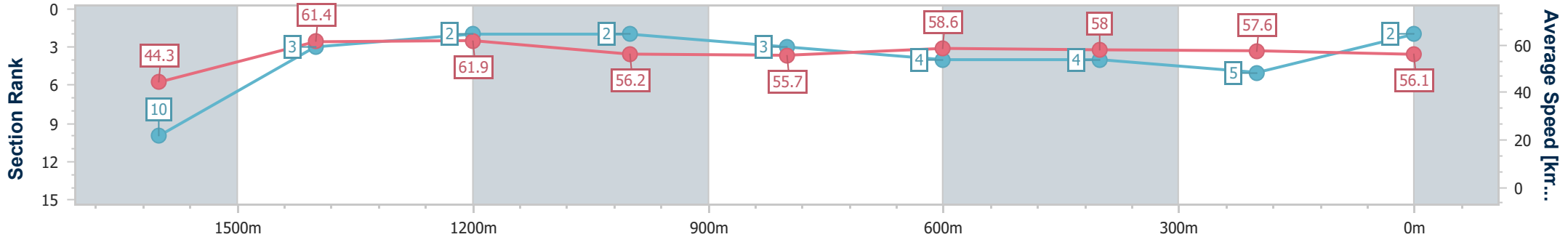


Toowoomba QLD Professional
 Race 5: WHOLESALE HORSEWEAR HOUSE BENCHMARK 62
 Handicap - 1890m
 18 May 2024 - 19:11



Track Rating: Soft 5 , Weather: Fine, Rail Position: +1m Entire

Section	Overall	1600m	1400m	1200m	1000m	800m	600m	400m	200m				
Section Times	2:03.76 [2] (0:23.78)	1:39.98 [10] (0:11.88)	1:28.10 [3] (0:11.87)	1:16.23 [2] (0:12.88)	1:03.35 [2] (0:13.06)	0:50.29 [3] (0:12.40)	0:37.89 [4] (0:12.48)	0:25.41 [4] (0:12.59)	0:12.82 [5] (0:12.82)				
Average Speed [km/h]	44.3	61.4	61.9	56.2	55.7	58.6	58.0	57.6	56.1				
Top Speed [km/h]	60.2	62.7	63.0	60.2	57.4	59.4	59.4	58.1	58.1				
Avg. Dist. to Rail [m]	7.2	3.2	3.9	3.5	2.5	2.5	1.7	2.0	3.4				
Avg. Stride Freq. [Hz]	2.1	2.2	2.3	2.2	2.2	2.3	2.3	2.2	2.2				
Avg. Stride Length [m]	5.8	7.6	7.5	7.2	7.1	7.2	7.1	7.1	7.1				



- [] Ranking at each section and finish
- .-.- No data available at this section
- NA No data available



Horse/Jockey Name	Kalends
Final Rank	3
Fastest Section Time (Section)	0:12.10 (1400m)
Top Speed [km/h] (Section)	60.7 (1400m)
Race State	Finished

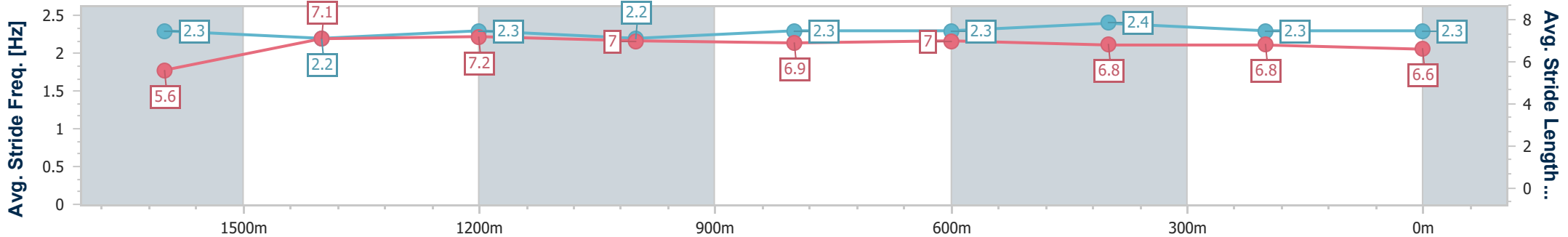
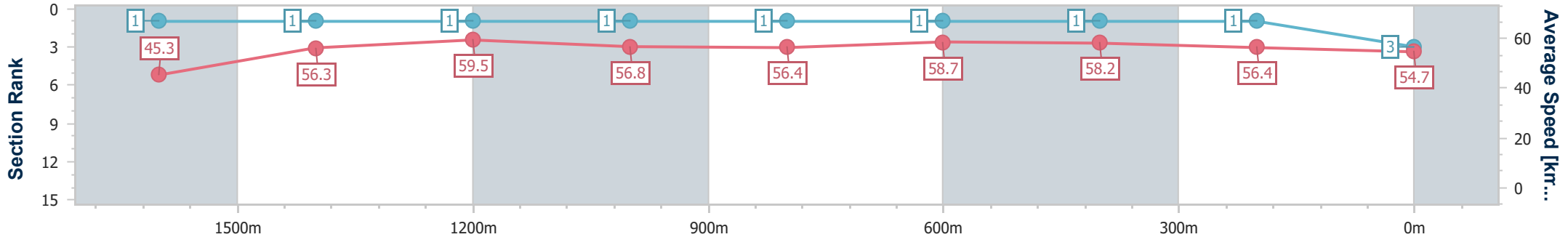


Toowoomba QLD Professional
 Race 5: WHOLESALE HORSEWEAR HOUSE BENCHMARK 62
 Handicap - 1890m
 18 May 2024 - 19:11



Track Rating: Soft 5 , Weather: Fine, Rail Position: +1m Entire

Section	Overall	1600m	1400m	1200m	1000m	800m	600m	400m	200m
Section Times	2:03.82 [3] (0:22.73)	1:41.09 [1] (0:12.65)	1:28.44 [1] (0:12.10)	1:16.34 [1] (0:12.72)	1:03.62 [1] (0:12.87)	0:50.75 [1] (0:12.31)	0:38.44 [1] (0:12.45)	0:25.99 [1] (0:12.80)	0:13.19 [1] (0:13.19)
Average Speed [km/h]	45.3	56.3	59.5	56.8	56.4	58.7	58.2	56.4	54.7
Top Speed [km/h]	60.3	58.3	60.7	59.4	59.2	59.4	59.5	57.3	55.4
Avg. Dist. to Rail [m]	6.4	2.2	0.9	1.6	1.9	1.3	1.3	0.7	1.3
Avg. Stride Freq. [Hz]	2.3	2.2	2.3	2.2	2.3	2.3	2.4	2.3	2.3
Avg. Stride Length [m]	5.6	7.1	7.2	7.0	6.9	7.0	6.8	6.8	6.6



- [] Ranking at each section and finish
- .-.- No data available at this section
- NA No data available



Horse/Jockey Name	Connecticut
Final Rank	4
Fastest Section Time (Section)	0:12.16 (1400m)
Top Speed [km/h] (Section)	61.7 (1400m)
Race State	Finished

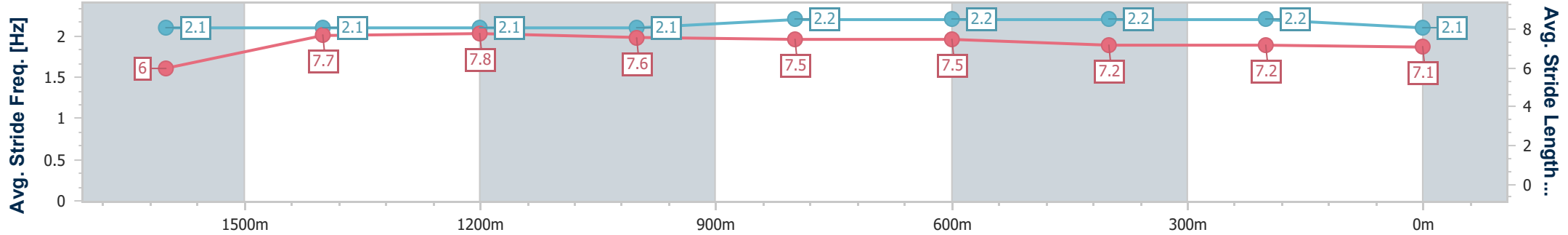
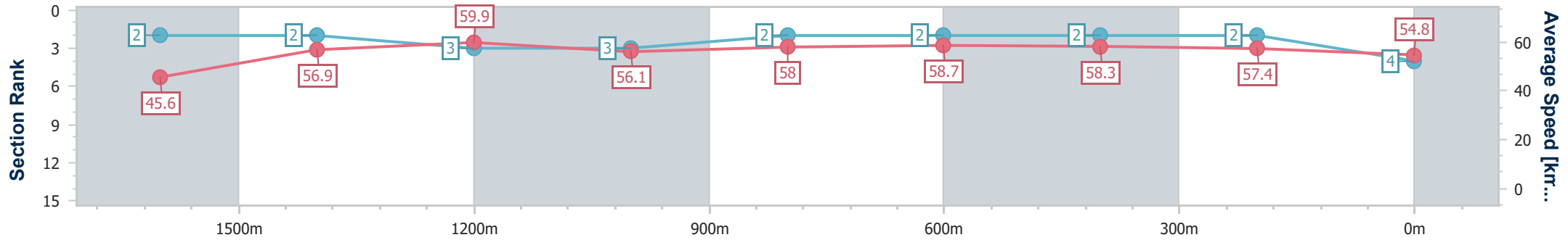


Toowoomba QLD Professional
 Race 5: WHOLESALE HORSEWEAR HOUSE BENCHMARK 62
 Handicap - 1890m
 18 May 2024 - 19:11



Track Rating: Soft 5 , Weather: Fine, Rail Position: +1m Entire

Section	Overall	1600m	1400m	1200m	1000m	800m	600m	400m	200m
Section Times	2:03.83 [4] (0:22.94)	1:40.89 [2] (0:12.63)	1:28.26 [2] (0:12.16)	1:16.10 [3] (0:12.91)	1:03.19 [3] (0:12.54)	0:50.65 [2] (0:12.36)	0:38.29 [2] (0:12.52)	0:25.77 [2] (0:12.62)	0:13.15 [2] (0:13.15)
Average Speed [km/h]	45.6	56.9	59.9	56.1	58.0	58.7	58.3	57.4	54.8
Top Speed [km/h]	61.5	59.0	61.7	59.2	59.8	59.6	60.6	58.9	55.4
Avg. Dist. to Rail [m]	6.0	0.6	2.3	3.0	2.4	3.0	2.7	1.0	0.5
Avg. Stride Freq. [Hz]	2.1	2.1	2.1	2.1	2.2	2.2	2.2	2.2	2.1
Avg. Stride Length [m]	6.0	7.7	7.8	7.6	7.5	7.5	7.2	7.2	7.1



- [] Ranking at each section and finish
- .-.- No data available at this section
- NA No data available



Horse/Jockey Name	Lucky Exchange
Final Rank	5
Fastest Section Time (Section)	0:12.29 (1200m)
Top Speed [km/h] (Section)	62.2 (1200m)
Race State	Finished

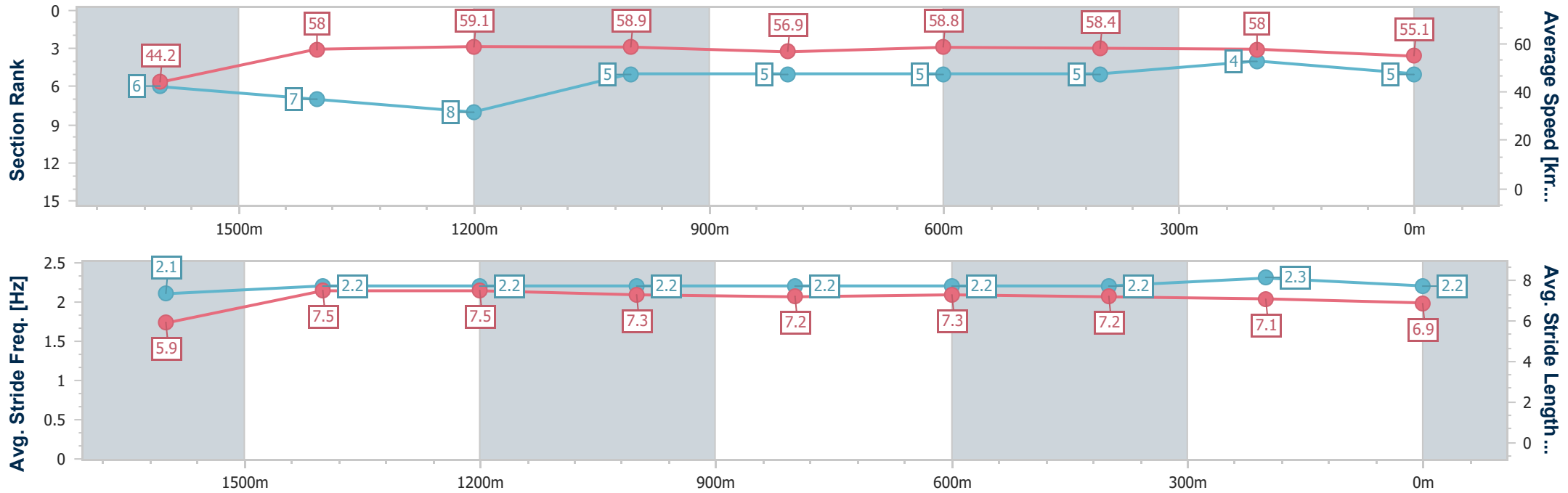


Toowoomba QLD Professional
 Race 5: WHOLESALE HORSEWEAR HOUSE BENCHMARK 62
 Handicap - 1890m
 18 May 2024 - 19:11



Track Rating: Soft 5 , Weather: Fine, Rail Position: +1m Entire

Section	Overall	1600m	1400m	1200m	1000m	800m	600m	400m	200m
Section Times	2:03.94 [5] (0:23.48)	1:40.46 [6] (0:12.48)	1:27.98 [7] (0:12.49)	1:15.49 [8] (0:12.29)	1:03.20 [5] (0:12.83)	0:50.37 [5] (0:12.35)	0:38.02 [5] (0:12.47)	0:25.55 [5] (0:12.54)	0:13.01 [4] (0:13.01)
Average Speed [km/h]	44.2	58.0	59.1	58.9	56.9	58.8	58.4	58.0	55.1
Top Speed [km/h]	58.8	59.8	61.3	62.2	58.5	59.6	59.3	58.8	57.5
Avg. Dist. to Rail [m]	7.3	2.0	4.2	5.0	4.5	2.8	2.4	3.1	5.3
Avg. Stride Freq. [Hz]	2.1	2.2	2.2	2.2	2.2	2.2	2.2	2.3	2.2
Avg. Stride Length [m]	5.9	7.5	7.5	7.3	7.2	7.3	7.2	7.1	6.9



- [] Ranking at each section and finish
- .-.- No data available at this section
- NA No data available



Horse/Jockey Name	Winston Blue
Final Rank	6
Fastest Section Time (Section)	0:12.27 (1400m)
Top Speed [km/h] (Section)	62.0 (1200m)
Race State	Finished

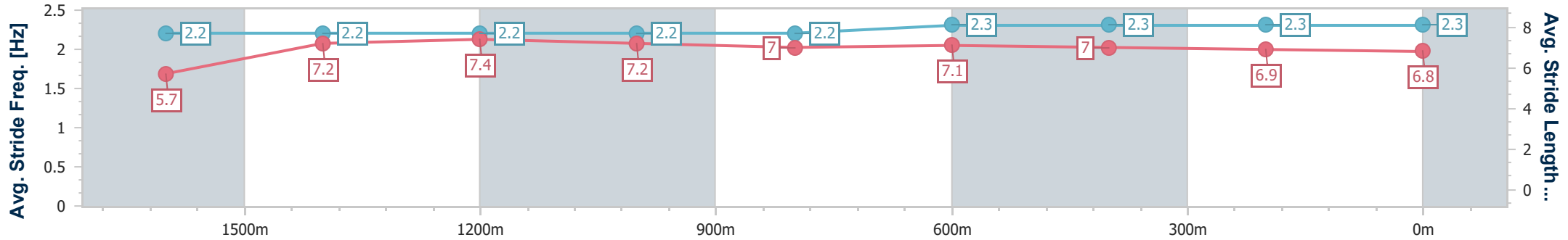
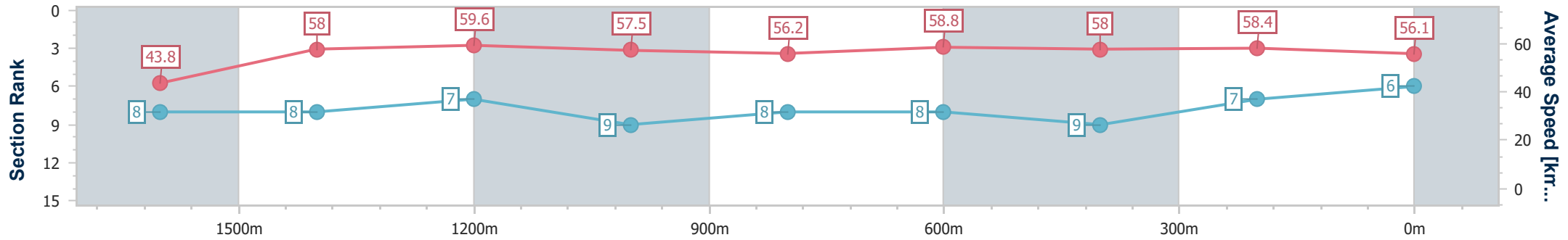


Toowoomba QLD Professional
 Race 5: WHOLESALE HORSEWEAR HOUSE BENCHMARK 62
 Handicap - 1890m
 18 May 2024 - 19:11



Track Rating: Soft 5 , Weather: Fine, Rail Position: +1m Entire

Section	Overall	1600m	1400m	1200m	1000m	800m	600m	400m	200m
Section Times	2:04.21 [6] (0:23.73)	1:40.48 [8] (0:12.42)	1:28.06 [8] (0:12.27)	1:15.79 [7] (0:12.59)	1:03.20 [9] (0:12.90)	0:50.30 [8] (0:12.38)	0:37.92 [8] (0:12.68)	0:25.24 [9] (0:12.45)	0:12.79 [7] (0:12.79)
Average Speed [km/h]	43.8	58.0	59.6	57.5	56.2	58.8	58.0	58.4	56.1
Top Speed [km/h]	57.6	60.4	61.9	62.0	58.1	59.9	60.0	59.2	58.6
Avg. Dist. to Rail [m]	7.2	1.1	3.3	3.3	2.8	3.0	3.7	2.7	3.9
Avg. Stride Freq. [Hz]	2.2	2.2	2.2	2.2	2.2	2.3	2.3	2.3	2.3
Avg. Stride Length [m]	5.7	7.2	7.4	7.2	7.0	7.1	7.0	6.9	6.8



- [] Ranking at each section and finish
- .-.- No data available at this section
- NA No data available



Horse/Jockey Name	Zou Zouamore
Final Rank	7
Fastest Section Time (Section)	0:12.30 (1200m)
Top Speed [km/h] (Section)	60.7 (1200m)
Race State	Finished

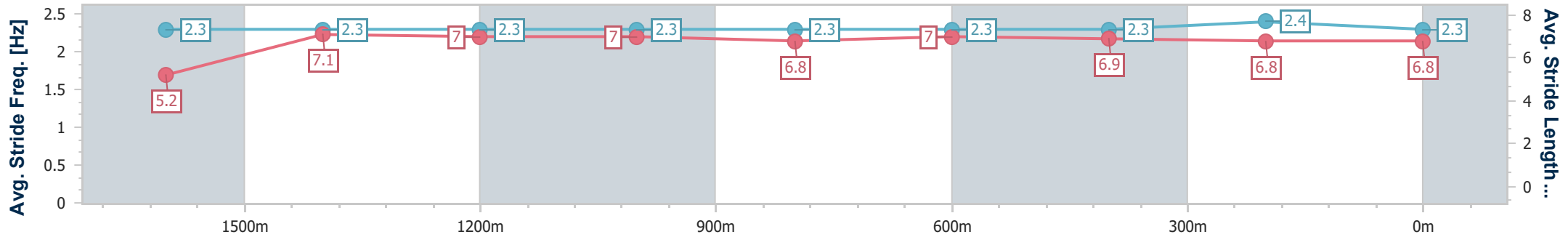
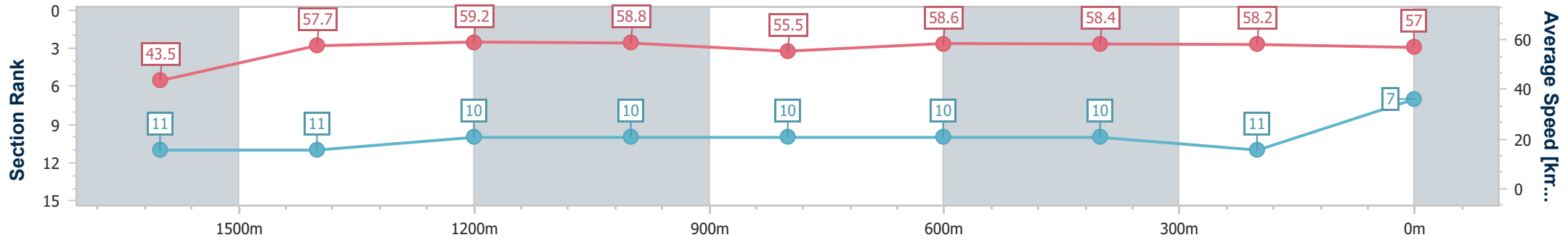


Toowoomba QLD Professional
 Race 5: WHOLESALE HORSEWEAR HOUSE BENCHMARK 62
 Handicap - 1890m
 18 May 2024 - 19:11



Track Rating: Soft 5 , Weather: Fine, Rail Position: +1m Entire

Section	Overall	1600m	1400m	1200m	1000m	800m	600m	400m	200m
Section Times	2:04.30 [7] (0:23.86)	1:40.44 [11] (0:12.48)	1:27.96 [11] (0:12.40)	1:15.56 [10] (0:12.30)	1:03.26 [10] (0:13.07)	0:50.19 [10] (0:12.36)	0:37.83 [10] (0:12.62)	0:25.21 [10] (0:12.56)	0:12.65 [11] (0:12.65)
Average Speed [km/h]	43.5	57.7	59.2	58.8	55.5	58.6	58.4	58.2	57.0
Top Speed [km/h]	60.6	60.5	60.5	60.7	57.9	60.3	59.8	59.1	59.1
Avg. Dist. to Rail [m]	6.2	1.2	2.8	3.9	2.3	2.9	4.2	4.4	4.5
Avg. Stride Freq. [Hz]	2.3	2.3	2.3	2.3	2.3	2.3	2.3	2.4	2.3
Avg. Stride Length [m]	5.2	7.1	7.0	7.0	6.8	7.0	6.9	6.8	6.8



- [] Ranking at each section and finish
- .-.- No data available at this section
- NA No data available



Horse/Jockey Name	Calm Buckle
Final Rank	8
Fastest Section Time (Section)	0:12.17 (1400m)
Top Speed [km/h] (Section)	62.4 (1400m)
Race State	Finished

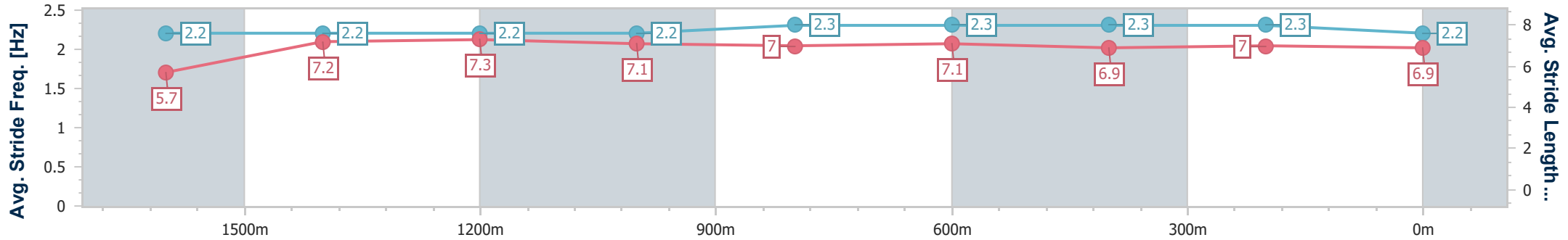
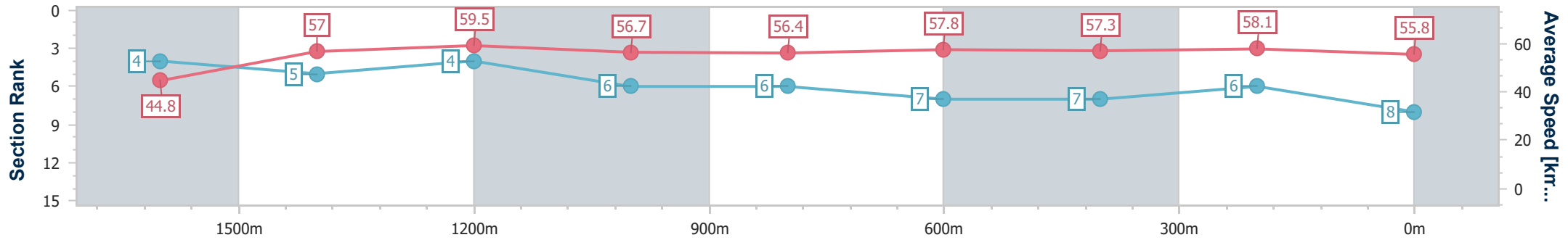


Toowoomba QLD Professional
 Race 5: WHOLESALE HORSEWEAR HOUSE BENCHMARK 62
 Handicap - 1890m
 18 May 2024 - 19:11



Track Rating: Soft 5 , Weather: Fine, Rail Position: +1m Entire

Section	Overall	1600m	1400m	1200m	1000m	800m	600m	400m	200m
Section Times	2:04.30 [8] (0:23.24)	1:41.06 [4] (0:12.67)	1:28.39 [5] (0:12.17)	1:16.22 [4] (0:12.77)	1:03.45 [6] (0:12.87)	0:50.58 [6] (0:12.53)	0:38.05 [7] (0:12.66)	0:25.39 [7] (0:12.48)	0:12.91 [6] (0:12.91)
Average Speed [km/h]	44.8	57.0	59.5	56.7	56.4	57.8	57.3	58.1	55.8
Top Speed [km/h]	59.3	58.2	62.4	61.8	58.3	58.3	58.6	59.0	57.4
Avg. Dist. to Rail [m]	4.6	0.7	1.6	3.4	2.9	1.3	1.7	1.3	0.6
Avg. Stride Freq. [Hz]	2.2	2.2	2.2	2.2	2.3	2.3	2.3	2.3	2.2
Avg. Stride Length [m]	5.7	7.2	7.3	7.1	7.0	7.1	6.9	7.0	6.9



- [] Ranking at each section and finish
- .-.- No data available at this section
- NA No data available



Horse/Jockey Name	Mikki Eight
Final Rank	9
Fastest Section Time (Section)	0:12.28 (800m)
Top Speed [km/h] (Section)	60.8 (1200m)
Race State	Finished

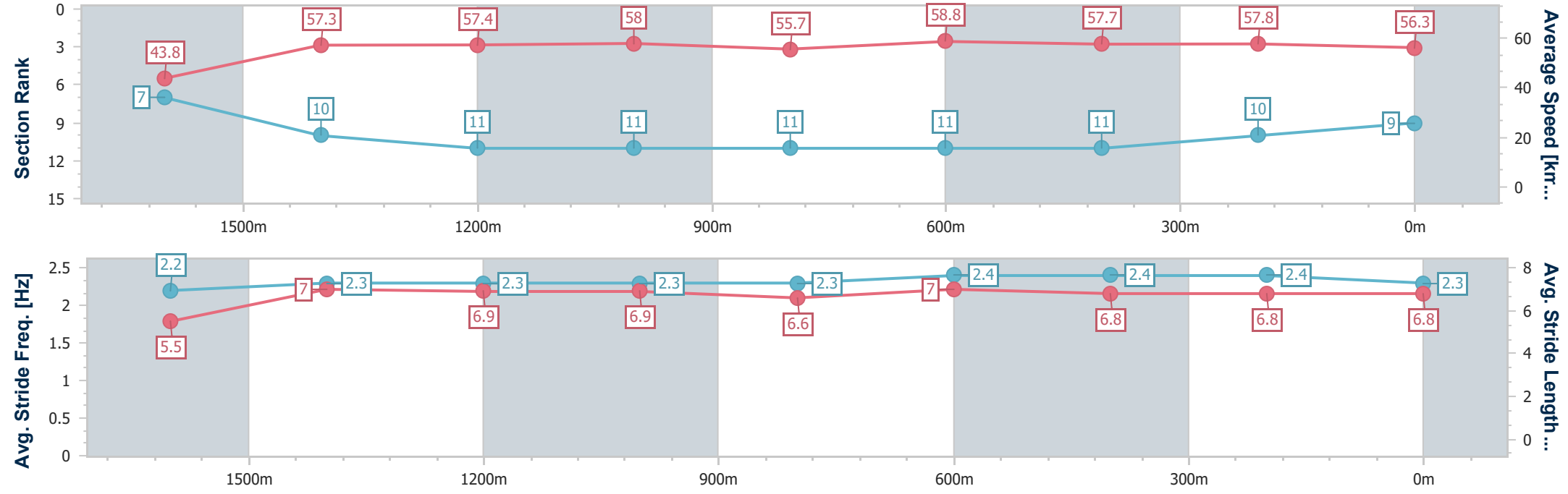


Toowoomba QLD Professional
 Race 5: WHOLESALE HORSEWEAR HOUSE BENCHMARK 62
 Handicap - 1890m
 18 May 2024 - 19:11



Track Rating: Soft 5 , Weather: Fine, Rail Position: +1m Entire

Section	Overall	1600m	1400m	1200m	1000m	800m	600m	400m	200m				
Section Times	2:04.40 [9] (0:23.66)	1:40.74 [7] (0:12.56)	1:28.18 [10] (0:12.62)	1:15.56 [11] (0:12.49)	1:03.07 [11] (0:12.97)	0:50.10 [11] (0:12.28)	0:37.82 [11] (0:12.61)	0:25.21 [11] (0:12.43)	0:12.78 [10] (0:12.78)				
Average Speed [km/h]	43.8	57.3	57.4	58.0	55.7	58.8	57.7	57.8	56.3				
Top Speed [km/h]	59.7	59.5	59.1	60.8	58.0	60.5	59.9	58.7	58.7				
Avg. Dist. to Rail [m]	5.9	0.5	1.6	2.8	1.9	1.0	1.4	0.2	0.6				
Avg. Stride Freq. [Hz]	2.2	2.3	2.3	2.3	2.3	2.4	2.4	2.4	2.3				
Avg. Stride Length [m]	5.5	7.0	6.9	6.9	6.6	7.0	6.8	6.8	6.8				



- [] Ranking at each section and finish
- .-.- No data available at this section
- NA No data available



Horse/Jockey Name	Clear Blonde
Final Rank	10
Fastest Section Time (Section)	0:12.37 (1400m)
Top Speed [km/h] (Section)	60.4 (1200m)
Race State	Finished

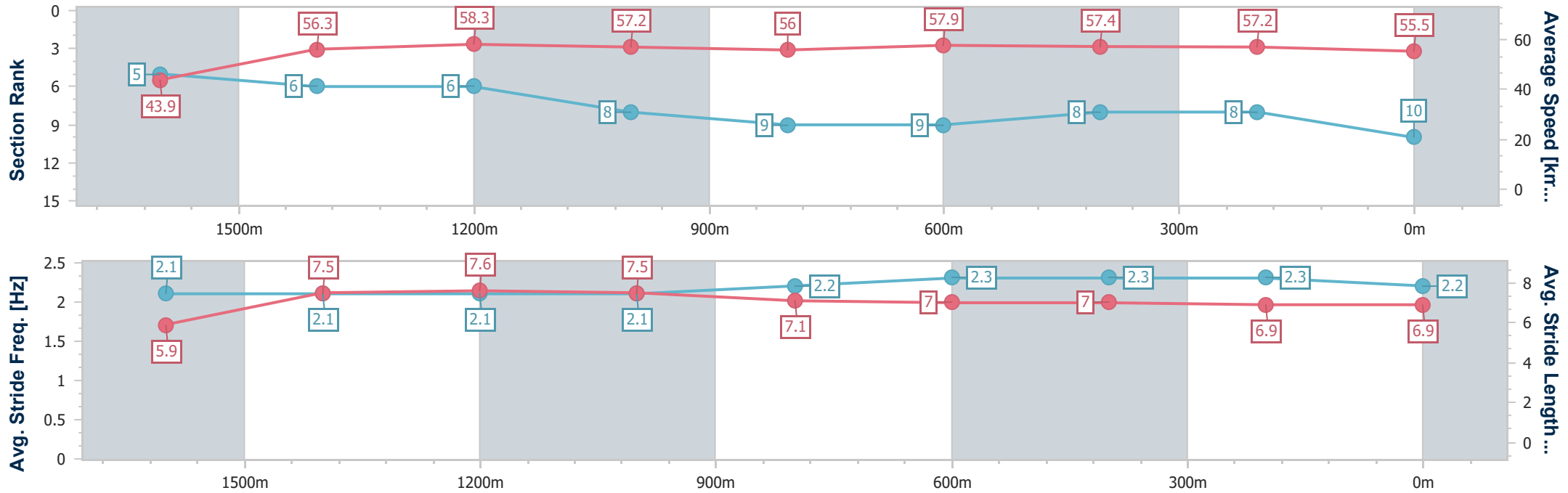


Toowoomba QLD Professional
 Race 5: WHOLESALE HORSEWEAR HOUSE BENCHMARK 62
 Handicap - 1890m
 18 May 2024 - 19:11



Track Rating: Soft 5 , Weather: Fine, Rail Position: +1m Entire

Section	Overall	1600m	1400m	1200m	1000m	800m	600m	400m	200m
Section Times	2:04.46 [10] (0:23.31)	1:41.15 [5] (0:12.61)	1:28.54 [6] (0:12.37)	1:16.17 [6] (0:12.67)	1:03.50 [8] (0:12.97)	0:50.53 [9] (0:12.46)	0:38.07 [9] (0:12.58)	0:25.49 [8] (0:12.52)	0:12.97 [8] (0:12.97)
Average Speed [km/h]	43.9	56.3	58.3	57.2	56.0	57.9	57.4	57.2	55.5
Top Speed [km/h]	58.4	58.3	60.1	60.4	57.1	59.6	59.3	58.3	56.5
Avg. Dist. to Rail [m]	8.6	3.1	1.3	3.1	2.6	0.4	0.3	0.6	0.9
Avg. Stride Freq. [Hz]	2.1	2.1	2.1	2.1	2.2	2.3	2.3	2.3	2.2
Avg. Stride Length [m]	5.9	7.5	7.6	7.5	7.1	7.0	7.0	6.9	6.9



- [] Ranking at each section and finish
- .-.- No data available at this section
- NA No data available



Horse/Jockey Name	Nitroglycerine
Final Rank	11
Fastest Section Time (Section)	0:12.32 (800m)
Top Speed [km/h] (Section)	60.2 (1200m)
Race State	Finished

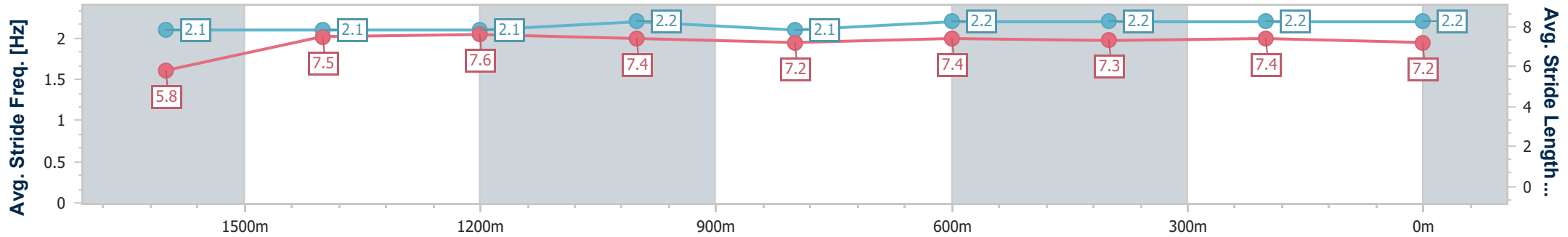
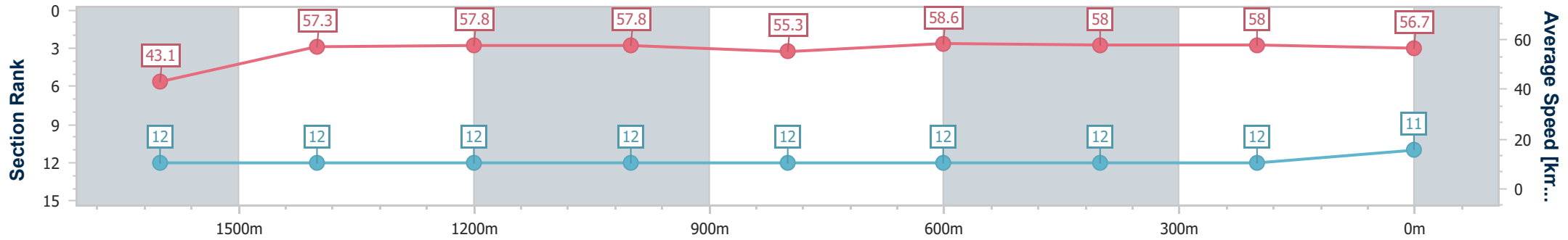


Toowoomba QLD Professional
 Race 5: WHOLESALE HORSEWEAR HOUSE BENCHMARK 62
 Handicap - 1890m
 18 May 2024 - 19:11



Track Rating: Soft 5 , Weather: Fine, Rail Position: +1m Entire

Section	Overall	1600m	1400m	1200m	1000m	800m	600m	400m	200m
Section Times	2:04.65 [11] (0:24.02)	1:40.63 [12] (0:12.57)	1:28.06 [12] (0:12.47)	1:15.59 [12] (0:12.49)	1:03.10 [12] (0:13.10)	0:50.00 [12] (0:12.32)	0:37.68 [12] (0:12.43)	0:25.25 [12] (0:12.57)	0:12.68 [12] (0:12.68)
Average Speed [km/h]	43.1	57.3	57.8	57.8	55.3	58.6	58.0	58.0	56.7
Top Speed [km/h]	58.2	58.8	59.2	60.2	57.4	60.1	60.0	58.4	58.4
Avg. Dist. to Rail [m]	5.0	0.5	0.8	1.9	2.3	0.8	0.9	2.9	4.6
Avg. Stride Freq. [Hz]	2.1	2.1	2.1	2.2	2.1	2.2	2.2	2.2	2.2
Avg. Stride Length [m]	5.8	7.5	7.6	7.4	7.2	7.4	7.3	7.4	7.2



- [] Ranking at each section and finish
- .-.- No data available at this section
- NA No data available



Horse/Jockey Name	Martinello
Final Rank	12
Fastest Section Time (Section)	0:12.31 (800m)
Top Speed [km/h] (Section)	62.2 (1200m)
Race State	Finished

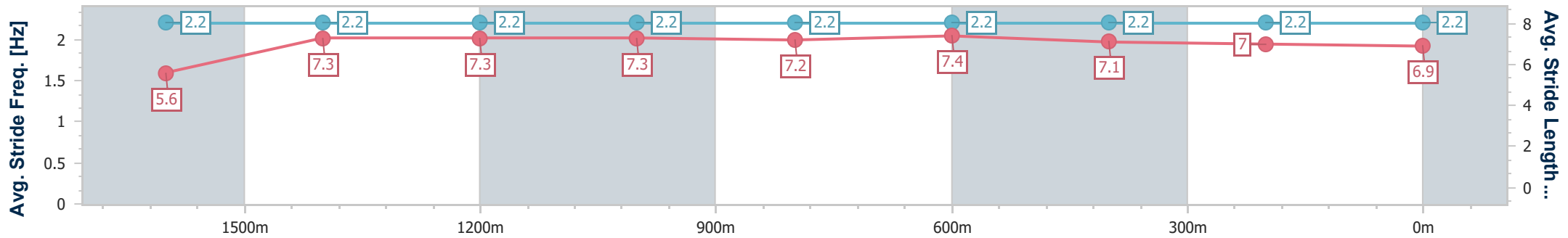
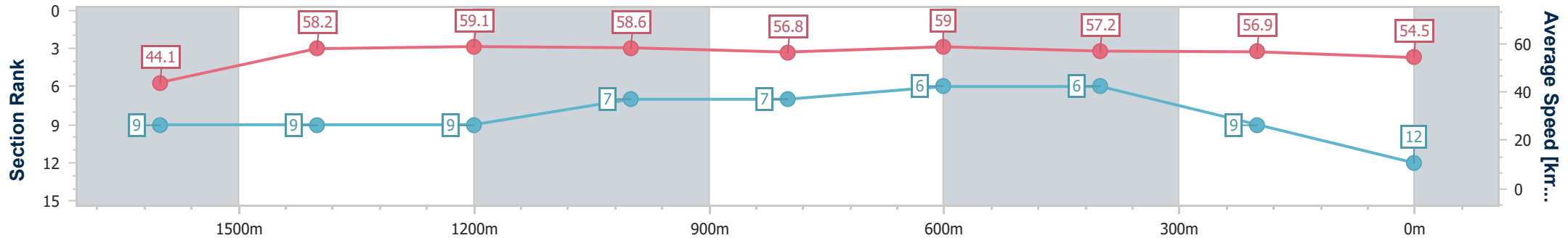


Toowoomba QLD Professional
 Race 5: WHOLESALE HORSEWEAR HOUSE BENCHMARK 62
 Handicap - 1890m
 18 May 2024 - 19:11



Track Rating: Soft 5 , Weather: Fine, Rail Position: +1m Entire

Section	Overall	1600m	1400m	1200m	1000m	800m	600m	400m	200m				
Section Times	2:04.74 [12] (0:23.76)	1:40.98 [9] (0:12.41)	1:28.57 [9] (0:12.45)	1:16.12 [9] (0:12.33)	1:03.79 [7] (0:12.80)	0:50.99 [7] (0:12.31)	0:38.68 [6] (0:12.73)	0:25.95 [6] (0:12.72)	0:13.23 [9] (0:13.23)				
Average Speed [km/h]	44.1	58.2	59.1	58.6	56.8	59.0	57.2	56.9	54.5				
Top Speed [km/h]	58.0	60.1	60.8	62.2	58.6	59.9	59.1	57.9	57.4				
Avg. Dist. to Rail [m]	5.5	1.9	3.5	3.7	3.2	2.2	2.5	1.8	2.9				
Avg. Stride Freq. [Hz]	2.2	2.2	2.2	2.2	2.2	2.2	2.2	2.2	2.2				
Avg. Stride Length [m]	5.6	7.3	7.3	7.3	7.2	7.4	7.1	7.0	6.9				



- [] Ranking at each section and finish
- .-.- No data available at this section
- NA No data available



Toowoomba QLD Professional
Race 6: HARVEY NORMAN COMMERCIAL TOOWOOMBA Maiden
Handicap - 1050m
18 May 2024 - 19:51



Track Rating: Soft 5 , Weather: Fine, Rail Position: +1m Entire

Section		Overall	1000m	800m	600m	400m	200m	Last 600m					
Field Times		1:04.92 (0:05.06)	0:59.86 (0:11.32)	0:48.54 (0:11.38)	0:37.16 (0:12.07)	0:25.09 (0:12.09)	0:13.00 (0:13.00)	0:37.16					
Rank	TAB Horse/Jockey	Barrier	Top Speed [km/h]	Fastest Section	Margin							Distance Travelled [m]	
1	9 BEAU'S GIRL Emily Lang	12	67.0 1000m	0:05.21 Overall	1:04.92 [1] (0:05.21)	0:59.71 [6] (0:11.26)	0:48.45 [2] (0:11.36)	0:37.09 [2] (0:12.00)	0:25.09 [1] (0:12.09)	0:13.00 [1] (0:13.00)	1:04.92	0:37.09	
2	10 CHOCKABLOCK Micheal Hellyer	7	64.0 1000m	0:05.20 Overall	1:05.02 [2] (0:05.20)	0:59.82 [5] (0:11.66)	0:48.16 [6] (0:11.57)	0:36.59 [7] (0:11.90)	0:24.69 [5] (0:12.15)	0:12.54 [4] (0:12.54)	0.5L	0:36.59	-1
3	2 HARRY THE HORSE Jake Molloy	10	64.6 800m	0:05.42 Overall	1:05.15 [3] (0:05.42)	0:59.73 [8] (0:11.99)	0:47.74 [9] (0:11.40)	0:36.34 [9] (0:11.90)	0:24.44 [9] (0:12.08)	0:12.36 [5] (0:12.36)	1L	0:36.34	+0
4	15 SUNCRAFT Cecily Eaton	9	64.8 1000m	0:05.36 Overall	1:05.18 [4] (0:05.36)	0:59.82 [7] (0:11.76)	0:48.06 [8] (0:11.58)	0:36.48 [8] (0:11.98)	0:24.50 [8] (0:12.20)	0:12.30 [7] (0:12.30)	1.2L	0:36.48	+3
5	5 NEWSBEAT Georgina Cartwright	6	66.0 1000m	0:05.07 Overall	1:05.38 [5] (0:05.07)	1:00.31 [3] (0:11.31)	0:49.00 [1] (0:11.49)	0:37.51 [3] (0:12.16)	0:25.35 [3] (0:12.24)	0:13.11 [3] (0:13.11)	2.2L	0:37.51	-2
6	1 DISCOTHEQUE Andrew Mallyon	3	65.9 1000m	0:05.06 Overall	1:05.60 [6] (0:05.06)	1:00.54 [1] (0:11.51)	0:49.03 [3] (0:11.19)	0:37.84 [1] (0:12.07)	0:25.77 [1] (0:12.22)	0:13.55 [2] (0:13.55)	3.5L	0:37.84	-4
7	4 MUIRLEA MAGIC Madeleine Wishart	4	64.1 1000m	0:05.07 Overall	1:05.68 [7] (0:05.07)	1:00.61 [2] (0:11.63)	0:48.98 [5] (0:11.56)	0:37.42 [5] (0:12.12)	0:25.30 [6] (0:12.49)	0:12.81 [6] (0:12.81)	3.9L	0:37.42	-1
8	6 TIME TO LAUNCH Stacey Callow	2	66.0 600m	0:06.28 Overall	1:05.91 [8] (0:06.28)	0:59.63 [13] (0:11.99)	0:47.64 [13] (0:11.25)	0:36.39 [12] (0:11.69)	0:24.70 [12] (0:12.09)	0:12.61 [9] (0:12.61)	5.2L	0:36.39	-1
9	3 CURIOUS MAGIC Luke Tarrant	13	67.1 1000m	0:05.11 Overall	1:06.36 [9] (0:05.11)	1:01.25 [4] (0:11.53)	0:49.72 [4] (0:11.48)	0:38.24 [4] (0:12.19)	0:26.05 [4] (0:12.63)	0:13.42 [8] (0:13.42)	7.7L	0:38.24	+4
10	14 KENRICK ROAD Tahlia Fenlon	5	64.1 800m	0:05.50 Overall	1:06.51 [10] (0:05.50)	1:01.01 [10] (0:12.55)	0:48.46 [11] (0:11.55)	0:36.91 [13] (0:11.96)	0:24.95 [13] (0:12.25)	0:12.70 [12] (0:12.70)	8.5L	0:36.91	-6

Scratched: Salacia (#8), Sunfyre (#13)



Toowoomba QLD Professional
Race 6: HARVEY NORMAN COMMERCIAL TOOWOOMBA Maiden
Handicap - 1050m
18 May 2024 - 19:51



Track Rating: Soft 5 , Weather: Fine, Rail Position: +1m Entire

Section		Overall	1000m	800m	600m	400m	200m	Last 600m					
Field Times		1:04.92 (0:05.06)	0:59.86 (0:11.32)	0:48.54 (0:11.38)	0:37.16 (0:12.07)	0:25.09 (0:12.09)	0:13.00 (0:13.00)	0:37.16					
Rank	TAB Horse/Jockey	Barrier	Top Speed [km/h]	Fastest Section	Margin							Distance Travelled [m]	
11	7 A SIP FOR SLIPPY Alisha Donald	11	64.9 1000m	0:05.53 Overall	1:06.77 [11] (0:05.53)	1:01.24 [11] (0:11.90)	0:49.34 [10] (0:11.45)	0:37.89 [10] (0:12.15)	0:25.74 [10] (0:12.36)	0:13.38 [10] (0:13.38)	10L	0:37.89	+5
12	12 SHE'S ALL AMBERS Wayne O'Connell	15	65.2 800m	0:05.67 Overall	1:07.17 [12] (0:05.67)	1:01.50 [12] (0:12.48)	0:49.02 [12] (0:11.26)	0:37.76 [11] (0:11.67)	0:26.09 [11] (0:12.40)	0:13.69 [11] (0:13.69)	12.3L	0:37.76	-7
13	11 RED HERRING Nozi Tomizawa	1	66.1 1000m	0:05.44 Overall	1:09.21 [13] (0:05.44)	1:03.77 [9] (0:11.43)	0:52.34 [7] (0:11.50)	0:40.84 [6] (0:12.22)	0:28.62 [7] (0:13.32)	0:15.30 [13] (0:15.30)	24.1L	0:40.84	-6

Scratched: Salacia (#8), Sunfyre (#13)

[] Ranking at each section and finish
 -:-:- No data available at this section
 NA No data available

SCN Saddle cloth number
 DNF Did not finish
 DNT Did not track



Horse/Jockey Name	Beau's Girl
Final Rank	1
Fastest Section Time (Section)	0:05.21 (Overall)
Top Speed [km/h] (Section)	67.0 (1000m)
Race State	Finished



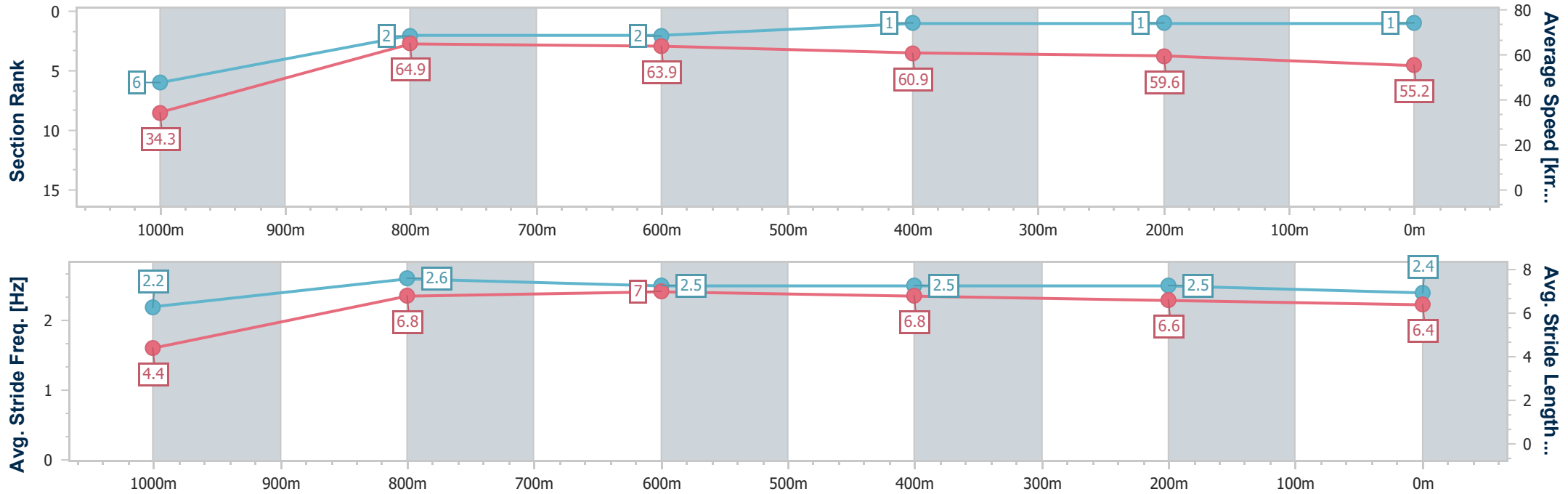
Toowoomba QLD Professional
Race 6: HARVEY NORMAN COMMERCIAL TOOWOOMBA
Maiden Handicap - 1050m



18 May 2024 - 19:51

Track Rating: Soft 5 , Weather: Fine, Rail Position: +1m Entire

Section	Overall	1000m	800m	600m	400m	200m
Section Times	1:04.92 [1] (0:05.21)	0:59.71 [6] (0:11.26)	0:48.45 [2] (0:11.36)	0:37.09 [2] (0:12.00)	0:25.09 [1] (0:12.09)	0:13.00 [1] (0:13.00)
Average Speed [km/h]	34.3	64.9	63.9	60.9	59.6	55.2
Top Speed [km/h]	56.7	67.0	67.0	62.9	61.0	57.5
Avg. Dist. to Rail [m]	6.3	4.7	2.7	2.9	0.4	0.5
Avg. Stride Freq. [Hz]	2.2	2.6	2.5	2.5	2.5	2.4
Avg. Stride Length [m]	4.4	6.8	7.0	6.8	6.6	6.4



- [] Ranking at each section and finish
- .-.- No data available at this section
- NA No data available



Horse/Jockey Name	Chockablock
Final Rank	2
Fastest Section Time (Section)	0:05.20 (Overall)
Top Speed [km/h] (Section)	64.0 (1000m)
Race State	Finished



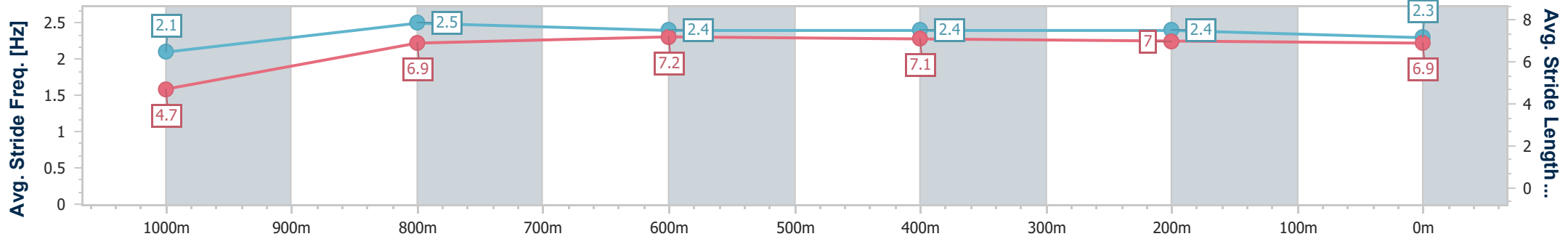
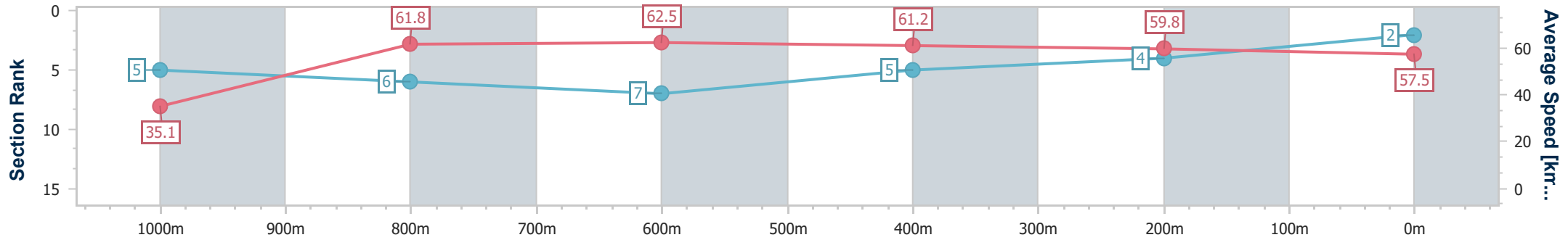
Toowoomba QLD Professional
 Race 6: HARVEY NORMAN COMMERCIAL TOOWOOMBA
 Maiden Handicap - 1050m



18 May 2024 - 19:51

Track Rating: Soft 5 , Weather: Fine, Rail Position: +1m Entire

Section	Overall	1000m	800m	600m	400m	200m
Section Times	1:05.02 [2] (0:05.20)	0:59.82 [5] (0:11.66)	0:48.16 [6] (0:11.57)	0:36.59 [7] (0:11.90)	0:24.69 [5] (0:12.15)	0:12.54 [4]
Average Speed [km/h]	35.1	61.8	62.5	61.2	59.8	57.5
Top Speed [km/h]	55.1	64.0	64.0	62.3	61.8	58.6
Avg. Dist. to Rail [m]	0.7	1.4	1.1	2.6	2.6	2.1
Avg. Stride Freq. [Hz]	2.1	2.5	2.4	2.4	2.4	2.3
Avg. Stride Length [m]	4.7	6.9	7.2	7.1	7.0	6.9



- [] Ranking at each section and finish
- .-.- No data available at this section
- NA No data available



Horse/Jockey Name	Harry The Horse
Final Rank	3
Fastest Section Time (Section)	0:05.42 (Overall)
Top Speed [km/h] (Section)	64.6 (800m)
Race State	Finished



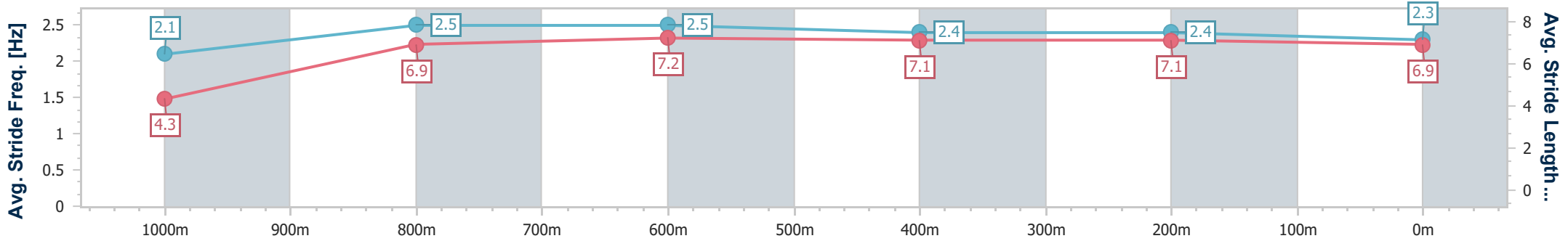
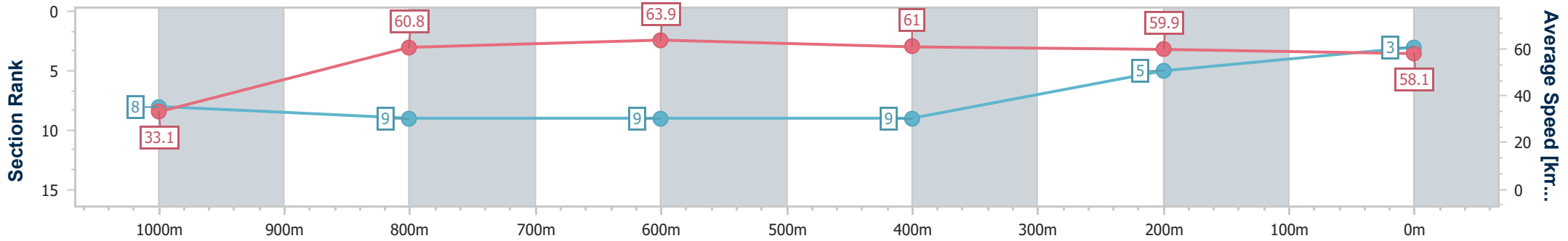
Toowoomba QLD Professional
 Race 6: HARVEY NORMAN COMMERCIAL TOOWOOMBA
 Maiden Handicap - 1050m



18 May 2024 - 19:51

Track Rating: Soft 5 , Weather: Fine, Rail Position: +1m Entire

Section	Overall	1000m	800m	600m	400m	200m
Section Times	1:05.15 [3] (0:05.42)	0:59.73 [8] (0:11.99)	0:47.74 [9] (0:11.40)	0:36.34 [9] (0:11.90)	0:24.44 [9] (0:12.08)	0:12.36 [5] (0:12.36)
Average Speed [km/h]	33.1	60.8	63.9	61.0	59.9	58.1
Top Speed [km/h]	52.0	63.1	64.6	63.5	60.3	59.1
Avg. Dist. to Rail [m]	5.9	5.9	2.7	1.9	1.4	4.2
Avg. Stride Freq. [Hz]	2.1	2.5	2.5	2.4	2.4	2.3
Avg. Stride Length [m]	4.3	6.9	7.2	7.1	7.1	6.9



- [] Ranking at each section and finish
- .-.- No data available at this section
- NA No data available



Horse/Jockey Name	Suncraft
Final Rank	4
Fastest Section Time (Section)	0:05.36 (Overall)
Top Speed [km/h] (Section)	64.8 (1000m)
Race State	Finished



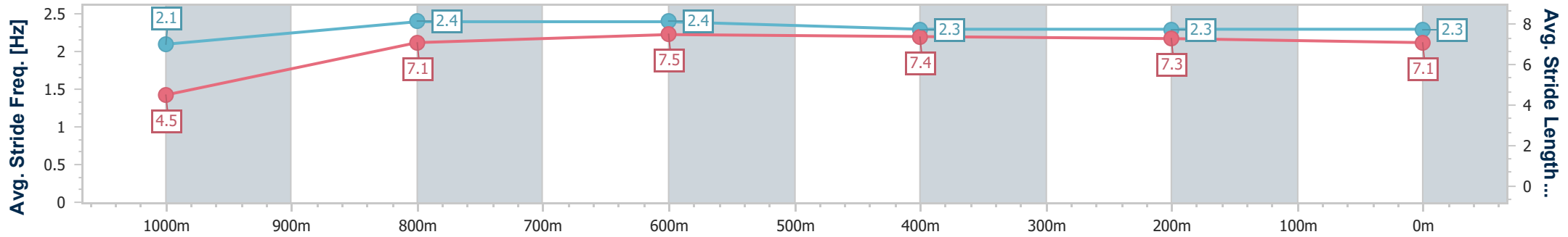
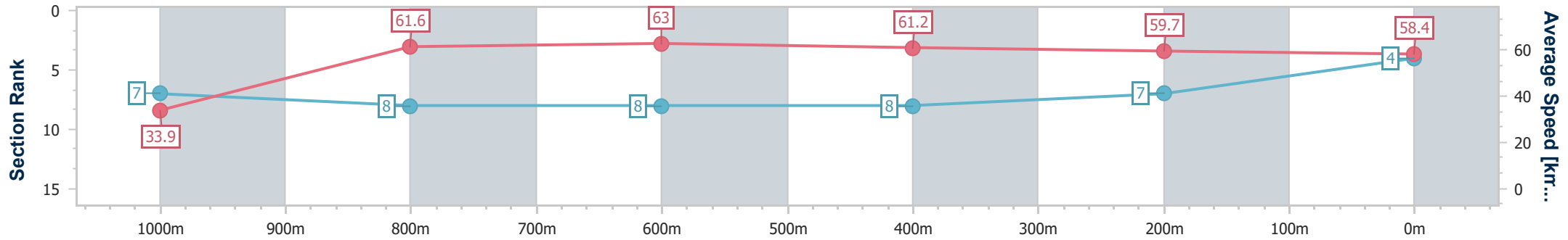
Toowoomba QLD Professional
 Race 6: HARVEY NORMAN COMMERCIAL TOOWOOMBA
 Maiden Handicap - 1050m



18 May 2024 - 19:51

Track Rating: Soft 5 , Weather: Fine, Rail Position: +1m Entire

Section	Overall	1000m	800m	600m	400m	200m
Section Times	1:05.18 [4] (0:05.36)	0:59.82 [7] (0:11.76)	0:48.06 [8] (0:11.58)	0:36.48 [8] (0:11.98)	0:24.50 [8] (0:12.20)	0:12.30 [7] (0:12.30)
Average Speed [km/h]	33.9	61.6	63.0	61.2	59.7	58.4
Top Speed [km/h]	52.2	64.8	63.9	62.6	61.2	59.9
Avg. Dist. to Rail [m]	4.2	3.5	3.4	3.4	3.2	5.9
Avg. Stride Freq. [Hz]	2.1	2.4	2.4	2.3	2.3	2.3
Avg. Stride Length [m]	4.5	7.1	7.5	7.4	7.3	7.1



- [] Ranking at each section and finish
- .-.- No data available at this section
- NA No data available



Horse/Jockey Name	Newsbeat
Final Rank	5
Fastest Section Time (Section)	0:05.07 (Overall)
Top Speed [km/h] (Section)	66.0 (1000m)
Race State	Finished



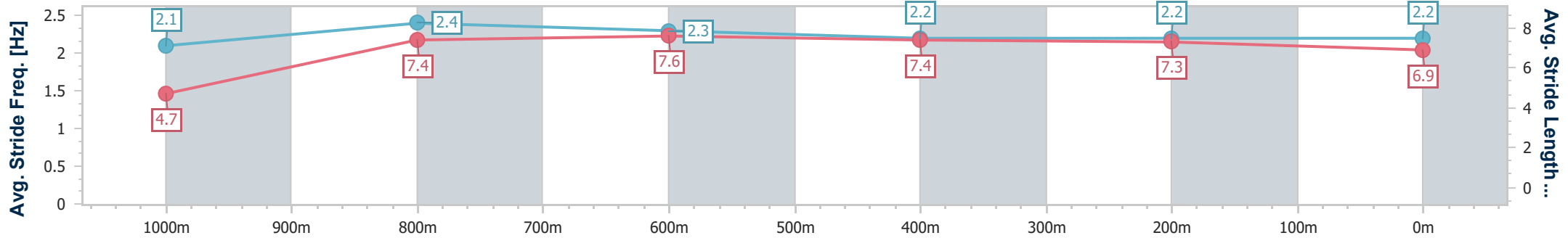
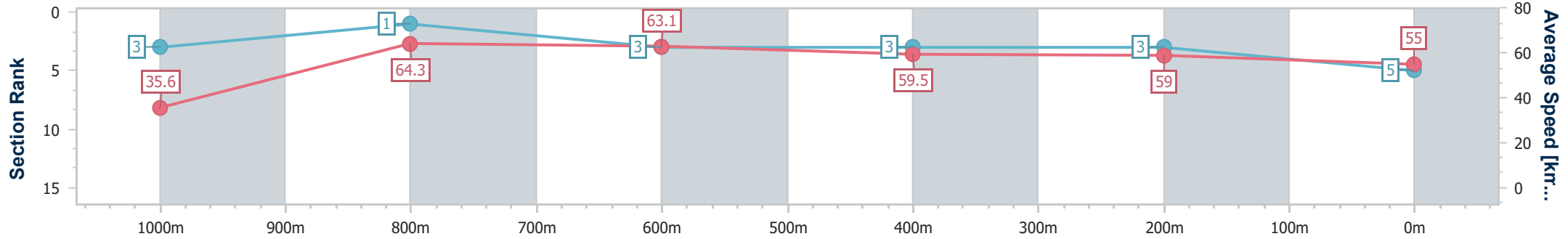
Toowoomba QLD Professional
 Race 6: HARVEY NORMAN COMMERCIAL TOOWOOMBA
 Maiden Handicap - 1050m



18 May 2024 - 19:51

Track Rating: Soft 5 , Weather: Fine, Rail Position: +1m Entire

Section	Overall	1000m	800m	600m	400m	200m
Section Times	1:05.38 [5] (0:05.07)	1:00.31 [3] (0:11.31)	0:49.00 [1] (0:11.49)	0:37.51 [3] (0:12.16)	0:25.35 [3] (0:12.24)	0:13.11 [3] (0:13.11)
Average Speed [km/h]	35.6	64.3	63.1	59.5	59.0	55.0
Top Speed [km/h]	56.6	66.0	65.8	61.8	60.2	58.1
Avg. Dist. to Rail [m]	1.6	2.8	2.4	1.4	0.9	1.1
Avg. Stride Freq. [Hz]	2.1	2.4	2.3	2.2	2.2	2.2
Avg. Stride Length [m]	4.7	7.4	7.6	7.4	7.3	6.9



- [] Ranking at each section and finish
- .-.- No data available at this section
- NA No data available



Horse/Jockey Name	Discotheque
Final Rank	6
Fastest Section Time (Section)	0:05.06 (Overall)
Top Speed [km/h] (Section)	65.9 (1000m)
Race State	Finished



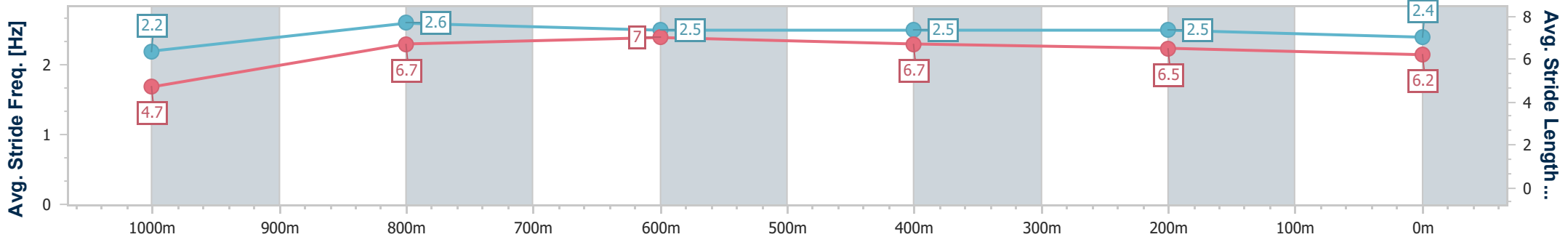
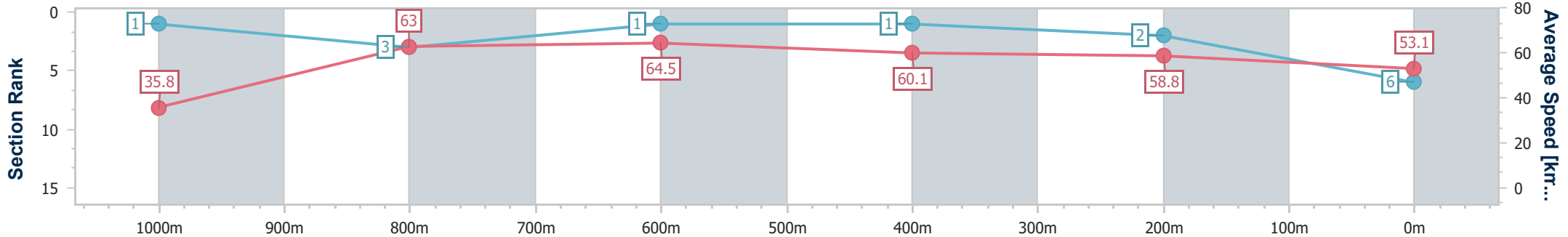
Toowoomba QLD Professional
 Race 6: HARVEY NORMAN COMMERCIAL TOOWOOMBA
 Maiden Handicap - 1050m



18 May 2024 - 19:51

Track Rating: Soft 5 , Weather: Fine, Rail Position: +1m Entire

Section	Overall	1000m	800m	600m	400m	200m
Section Times	1:05.60 [6] (0:05.06)	1:00.54 [1] (0:11.51)	0:49.03 [3] (0:11.19)	0:37.84 [1] (0:12.07)	0:25.77 [1] (0:12.22)	0:13.55 [2] (0:13.55)
Average Speed [km/h]	35.8	63.0	64.5	60.1	58.8	53.1
Top Speed [km/h]	54.4	65.9	65.9	63.3	60.8	57.2
Avg. Dist. to Rail [m]	1.4	1.6	1.1	1.3	0.5	0.8
Avg. Stride Freq. [Hz]	2.2	2.6	2.5	2.5	2.5	2.4
Avg. Stride Length [m]	4.7	6.7	7.0	6.7	6.5	6.2



- [] Ranking at each section and finish
- .-.- No data available at this section
- NA No data available



Horse/Jockey Name	Muirlea Magic
Final Rank	7
Fastest Section Time (Section)	0:05.07 (Overall)
Top Speed [km/h] (Section)	64.1 (1000m)
Race State	Finished



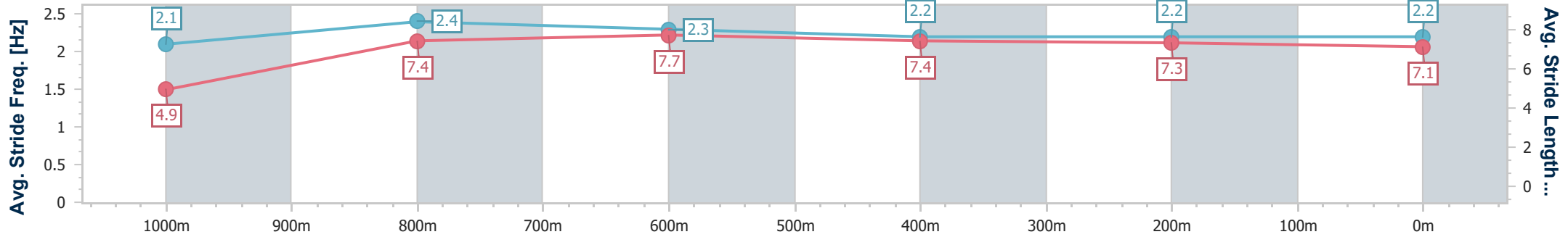
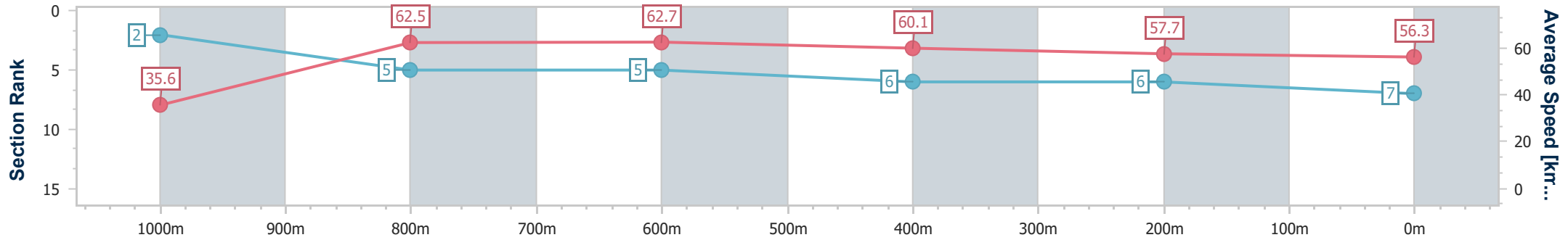
Toowoomba QLD Professional
 Race 6: HARVEY NORMAN COMMERCIAL TOOWOOMBA
 Maiden Handicap - 1050m



18 May 2024 - 19:51

Track Rating: Soft 5 , Weather: Fine, Rail Position: +1m Entire

Section	Overall	1000m	800m	600m	400m	200m
Section Times	1:05.68 [7] (0:05.07)	1:00.61 [2] (0:11.63)	0:48.98 [5] (0:11.56)	0:37.42 [5] (0:12.12)	0:25.30 [6] (0:12.49)	0:12.81 [6] (0:12.81)
Average Speed [km/h]	35.6	62.5	62.7	60.1	57.7	56.3
Top Speed [km/h]	53.7	64.1	63.9	61.8	58.5	57.6
Avg. Dist. to Rail [m]	0.7	3.4	1.8	1.8	0.6	0.8
Avg. Stride Freq. [Hz]	2.1	2.4	2.3	2.2	2.2	2.2
Avg. Stride Length [m]	4.9	7.4	7.7	7.4	7.3	7.1



- [] Ranking at each section and finish
- .-.- No data available at this section
- NA No data available



Horse/Jockey Name	Time To Launch
Final Rank	8
Fastest Section Time (Section)	0:06.28 (Overall)
Top Speed [km/h] (Section)	66.0 (600m)
Race State	Finished



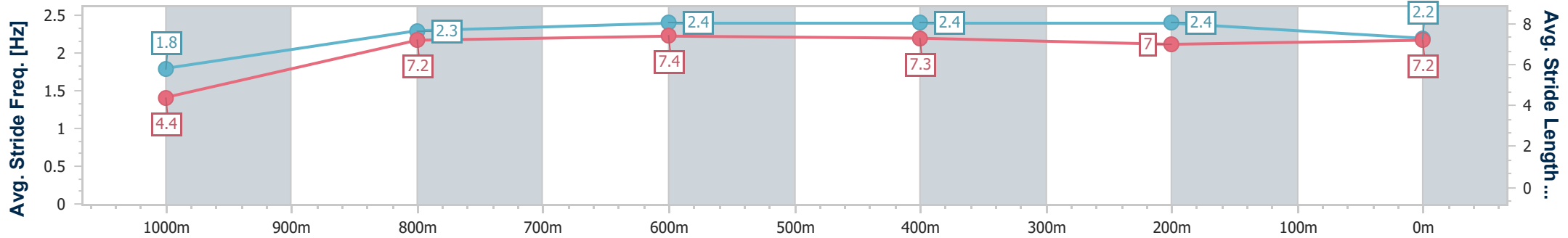
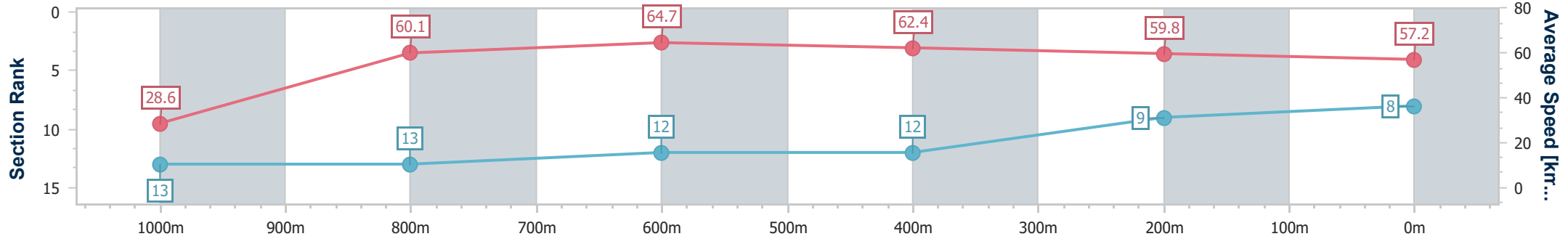
Toowoomba QLD Professional
 Race 6: HARVEY NORMAN COMMERCIAL TOOWOOMBA
 Maiden Handicap - 1050m



18 May 2024 - 19:51

Track Rating: Soft 5 , Weather: Fine, Rail Position: +1m Entire

Section	Overall	1000m	800m	600m	400m	200m
Section Times	1:05.91 [8] (0:06.28)	0:59.63 [13] (0:11.99)	0:47.64 [13] (0:11.25)	0:36.39 [12] (0:11.69)	0:24.70 [12] (0:12.09)	0:12.61 [9] (0:12.61)
Average Speed [km/h]	28.6	60.1	64.7	62.4	59.8	57.2
Top Speed [km/h]	49.9	62.9	66.0	66.0	61.3	59.4
Avg. Dist. to Rail [m]	2.7	0.8	3.0	2.6	1.0	2.6
Avg. Stride Freq. [Hz]	1.8	2.3	2.4	2.4	2.4	2.2
Avg. Stride Length [m]	4.4	7.2	7.4	7.3	7.0	7.2



- [] Ranking at each section and finish
- .-.- No data available at this section
- NA No data available



Horse/Jockey Name	Curious Magic
Final Rank	9
Fastest Section Time (Section)	0:05.11 (Overall)
Top Speed [km/h] (Section)	67.1 (1000m)
Race State	Finished



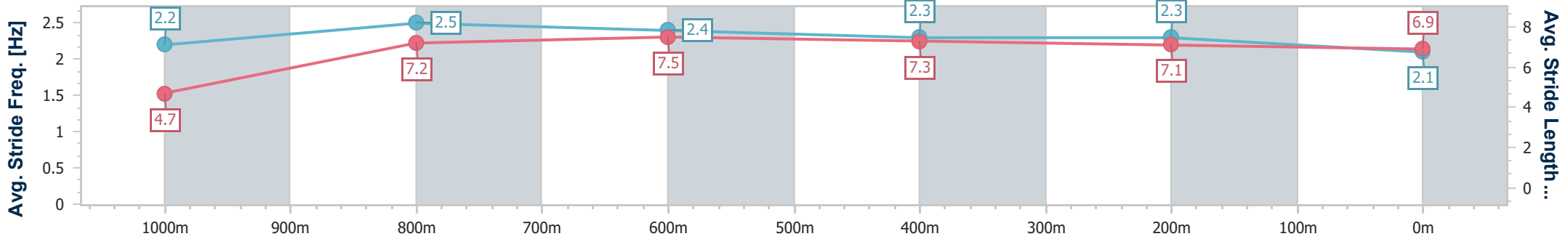
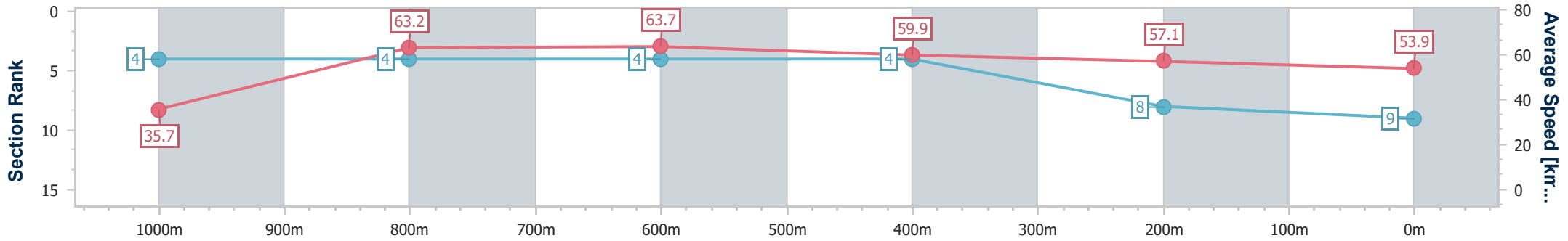
Toowoomba QLD Professional
 Race 6: HARVEY NORMAN COMMERCIAL TOOWOOMBA
 Maiden Handicap - 1050m



18 May 2024 - 19:51

Track Rating: Soft 5 , Weather: Fine, Rail Position: +1m Entire

Section	Overall	1000m	800m	600m	400m	200m
Section Times	1:06.36 [9] (0:05.11)	1:01.25 [4] (0:11.53)	0:49.72 [4] (0:11.48)	0:38.24 [4] (0:12.19)	0:26.05 [4] (0:12.63)	0:13.42 [8] (0:13.42)
Average Speed [km/h]	35.7	63.2	63.7	59.9	57.1	53.9
Top Speed [km/h]	55.1	67.1	66.6	61.4	59.3	56.7
Avg. Dist. to Rail [m]	8.8	6.6	3.7	2.7	1.4	0.9
Avg. Stride Freq. [Hz]	2.2	2.5	2.4	2.3	2.3	2.1
Avg. Stride Length [m]	4.7	7.2	7.5	7.3	7.1	6.9



- [] Ranking at each section and finish
- .-.- No data available at this section
- NA No data available



Horse/Jockey Name	Kenrick Road
Final Rank	10
Fastest Section Time (Section)	0:05.50 (Overall)
Top Speed [km/h] (Section)	64.1 (800m)
Race State	Finished



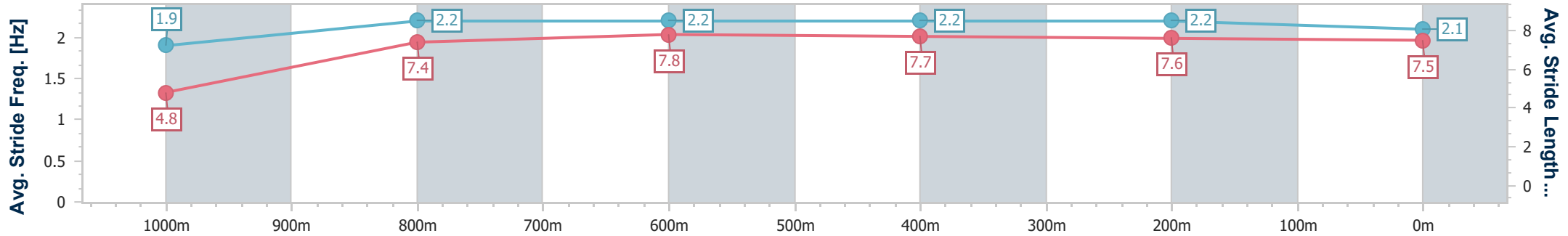
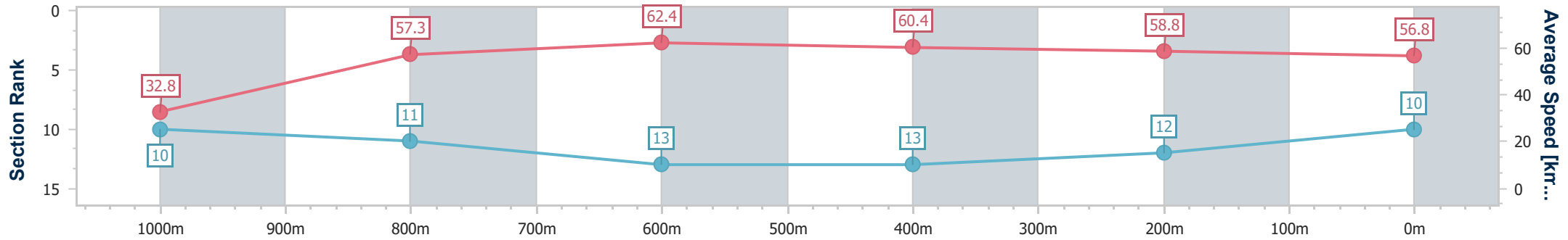
Toowoomba QLD Professional
Race 6: HARVEY NORMAN COMMERCIAL TOOWOOMBA
Maiden Handicap - 1050m



18 May 2024 - 19:51

Track Rating: Soft 5 , Weather: Fine, Rail Position: +1m Entire

Section	Overall	1000m	800m	600m	400m	200m
Section Times	1:06.51 [10] (0:05.50)	1:01.01 [10] (0:12.55)	0:48.46 [11] (0:11.55)	0:36.91 [13] (0:11.96)	0:24.95 [13] (0:12.25)	0:12.70 [12] (0:12.70)
Average Speed [km/h]	32.8	57.3	62.4	60.4	58.8	56.8
Top Speed [km/h]	49.7	59.2	64.1	62.6	59.6	58.8
Avg. Dist. to Rail [m]	0.4	0.8	0.3	0.8	0.6	0.9
Avg. Stride Freq. [Hz]	1.9	2.2	2.2	2.2	2.2	2.1
Avg. Stride Length [m]	4.8	7.4	7.8	7.7	7.6	7.5



- [] Ranking at each section and finish
- .-.- No data available at this section
- NA No data available



Horse/Jockey Name	A Sip For Slippy
Final Rank	11
Fastest Section Time (Section)	0:05.53 (Overall)
Top Speed [km/h] (Section)	64.9 (1000m)
Race State	Finished



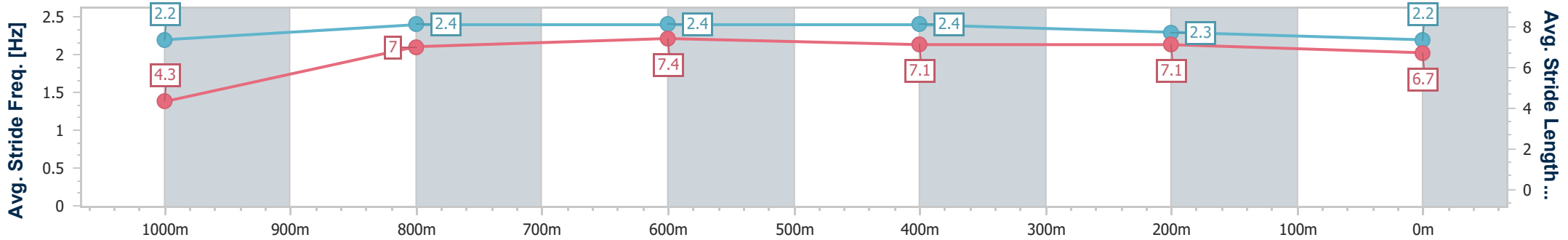
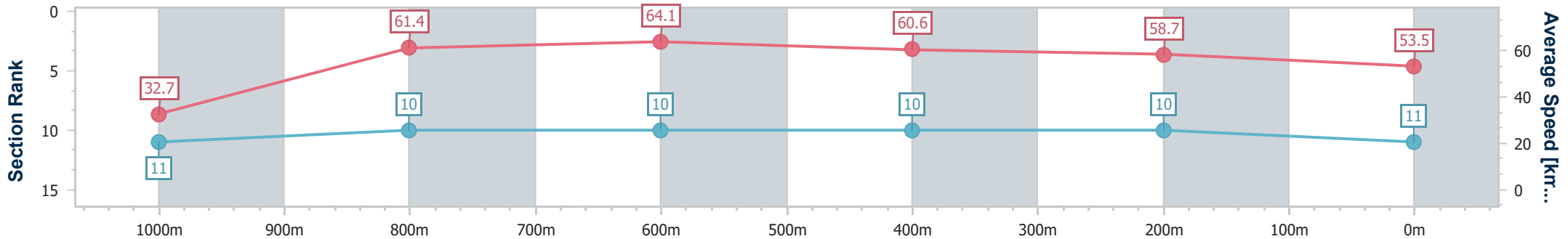
Toowoomba QLD Professional
 Race 6: HARVEY NORMAN COMMERCIAL TOOWOOMBA
 Maiden Handicap - 1050m



18 May 2024 - 19:51

Track Rating: Soft 5 , Weather: Fine, Rail Position: +1m Entire

Section	Overall	1000m	800m	600m	400m	200m
Section Times	1:06.77 [11] (0:05.53)	1:01.24 [11] (0:11.90)	0:49.34 [10] (0:11.45)	0:37.89 [10] (0:12.15)	0:25.74 [10] (0:12.36)	0:13.38 [10] (0:13.38)
Average Speed [km/h]	32.7	61.4	64.1	60.6	58.7	53.5
Top Speed [km/h]	52.7	64.9	64.7	63.0	60.5	57.8
Avg. Dist. to Rail [m]	6.6	7.7	4.2	4.6	2.4	4.7
Avg. Stride Freq. [Hz]	2.2	2.4	2.4	2.4	2.3	2.2
Avg. Stride Length [m]	4.3	7.0	7.4	7.1	7.1	6.7



- [] Ranking at each section and finish
- .-.- No data available at this section
- NA No data available



Horse/Jockey Name	She's All Ambers
Final Rank	12
Fastest Section Time (Section)	0:05.67 (Overall)
Top Speed [km/h] (Section)	65.2 (800m)
Race State	Finished



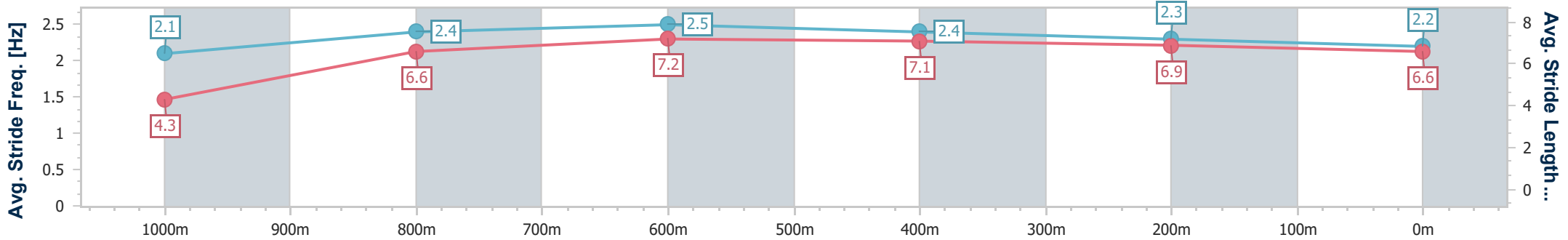
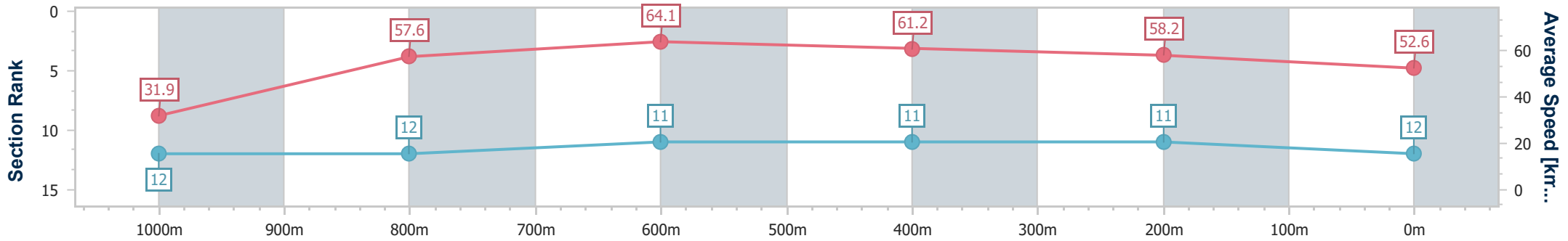
Toowoomba QLD Professional
 Race 6: HARVEY NORMAN COMMERCIAL TOOWOOMBA
 Maiden Handicap - 1050m



18 May 2024 - 19:51

Track Rating: Soft 5 , Weather: Fine, Rail Position: +1m Entire

Section	Overall	1000m	800m	600m	400m	200m
Section Times	1:07.17 [12] (0:05.67)	1:01.50 [12] (0:12.48)	0:49.02 [12] (0:11.26)	0:37.76 [11] (0:11.67)	0:26.09 [11] (0:12.40)	0:13.69 [11] (0:13.69)
Average Speed [km/h]	31.9	57.6	64.1	61.2	58.2	52.6
Top Speed [km/h]	48.8	61.7	65.2	65.2	60.1	56.4
Avg. Dist. to Rail [m]	8.8	2.3	0.4	0.8	0.5	0.9
Avg. Stride Freq. [Hz]	2.1	2.4	2.5	2.4	2.3	2.2
Avg. Stride Length [m]	4.3	6.6	7.2	7.1	6.9	6.6



- [] Ranking at each section and finish
- .-.- No data available at this section
- NA No data available



Horse/Jockey Name	Red Herring
Final Rank	13
Fastest Section Time (Section)	0:05.44 (Overall)
Top Speed [km/h] (Section)	66.1 (1000m)
Race State	Finished



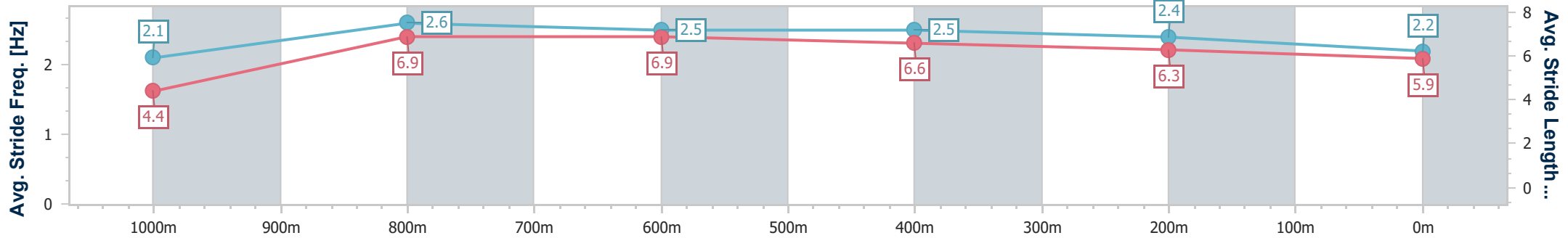
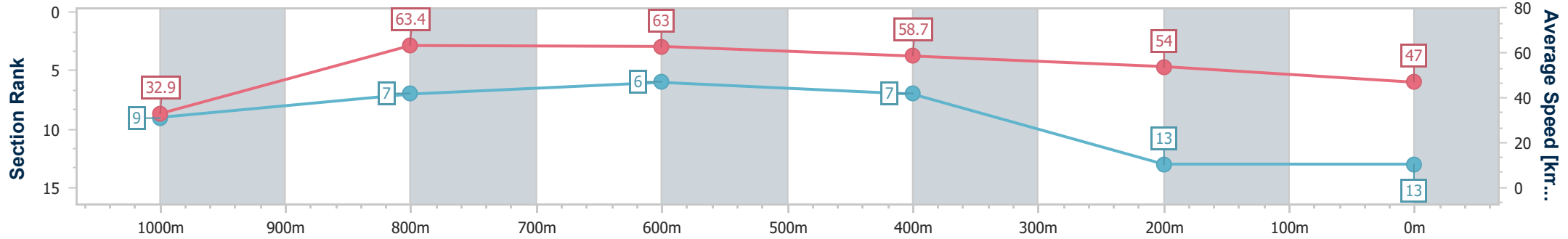
Toowoomba QLD Professional
Race 6: HARVEY NORMAN COMMERCIAL TOOWOOMBA
Maiden Handicap - 1050m



18 May 2024 - 19:51

Track Rating: Soft 5 , Weather: Fine, Rail Position: +1m Entire

Section	Overall	1000m	800m	600m	400m	200m
Section Times	1:09.21 [13] (0:05.44)	1:03.77 [9] (0:11.43)	0:52.34 [7] (0:11.50)	0:40.84 [6] (0:12.22)	0:28.62 [7] (0:13.32)	0:15.30 [13] (0:15.30)
Average Speed [km/h]	32.9	63.4	63.0	58.7	54.0	47.0
Top Speed [km/h]	53.1	66.1	64.5	61.8	56.3	51.3
Avg. Dist. to Rail [m]	2.5	1.5	1.0	0.4	0.6	0.4
Avg. Stride Freq. [Hz]	2.1	2.6	2.5	2.5	2.4	2.2
Avg. Stride Length [m]	4.4	6.9	6.9	6.6	6.3	5.9



- [] Ranking at each section and finish
- .-.- No data available at this section
- NA No data available



Toowoomba QLD Professional

Race 7: 1EQUINE - FOR THE EQUINE ATHLETE Maiden Handicap - 1625m

18 May 2024 - 20:23



Track Rating: Soft 5 , Weather: Fine, Rail Position: +1m Entire

Section	Field Times	Overall	1400m	1200m	1000m	800m	600m	400m	Last 600m				
		1:41.83 (0:14.70)	1:27.13 (0:11.21)	1:15.92 (0:11.99)	1:03.93 (0:12.74)	0:51.19 (0:12.84)	0:38.35 (0:12.70)	0:25.65 (0:12.84)	0:38.35				
Rank	TAB Horse/Jockey	Barrier	Top Speed [km/h]	Fastest Section						Distance Travelled [m]			
1	3 MEDICAL AUTOCRAT Karl Zechner	2	68.3 Overall	0:11.37 1400m	1:41.83 [1] (0:14.90)	1:26.93 [3] (0:11.37)	1:15.56 [3] (0:11.96)	1:03.60 [3] (0:12.74)	0:50.86 [3] (0:12.81)	0:38.05 [3] (0:12.52)	0:25.53 [3] (0:12.77)	0:38.05	
2	4 YIPPEE BEAN Justin Huxtable	4	68.6 Overall	0:11.38 1400m	1:42.32 [2] (0:14.77)	1:27.55 [2] (0:11.38)	1:16.17 [2] (0:11.97)	1:04.20 [2] (0:12.73)	0:51.47 [2] (0:12.77)	0:38.70 [2] (0:12.56)	0:26.14 [1] (0:12.84)	0:38.70	+0
3	2 GRAND TORINO Andrew Mallyon	5	70.1 Overall	0:11.18 1400m	1:42.95 [3] (0:15.10)	1:27.85 [4] (0:11.18)	1:16.67 [4] (0:12.03)	1:04.64 [4] (0:12.78)	0:51.86 [4] (0:12.88)	0:38.98 [4] (0:12.88)	0:26.10 [4] (0:12.94)	0:38.98	+0
4	9 SAVVY STRYKE Alisha Donald	6	69.1 Overall	0:11.37 1400m	1:43.08 [4] (0:15.19)	1:27.89 [6] (0:11.37)	1:16.52 [6] (0:12.21)	1:04.31 [7] (0:12.80)	0:51.51 [8] (0:12.87)	0:38.64 [8] (0:12.63)	0:26.01 [6] (0:12.80)	0:38.64	-4
5	1 BROADWAY SPIRIT Jai Williams	7	68.7 1400m	0:11.46 1400m	1:43.11 [5] (0:15.14)	1:27.97 [5] (0:11.46)	1:16.51 [7] (0:12.10)	1:04.41 [6] (0:12.75)	0:51.66 [6] (0:12.84)	0:38.82 [6] (0:12.96)	0:25.86 [9] (0:13.02)	0:38.82	+6
6	5 DEER HUNTER Micheal Hellyer	10	69.7 Overall	0:11.45 1400m	1:43.12 [6] (0:15.59)	1:27.53 [9] (0:11.45)	1:16.08 [10] (0:12.21)	1:03.87 [10] (0:12.67)	0:51.20 [10] (0:12.56)	0:38.64 [9] (0:12.55)	0:26.09 [5] (0:13.09)	0:38.64	+8
7	6 MORE SUCCESS Jake Molloy	9	71.1 Overall	0:11.24 1400m	1:43.48 [7] (0:15.60)	1:27.88 [10] (0:11.24)	1:16.64 [9] (0:12.16)	1:04.48 [8] (0:12.72)	0:51.76 [9] (0:12.95)	0:38.81 [10] (0:12.70)	0:26.11 [10] (0:12.84)	0:38.81	-4
8	8 FULL OF EURO Tahlia Fenlon	3	68.5 Overall	0:11.21 1400m	1:43.67 [8] (0:14.70)	1:28.97 [1] (0:11.21)	1:17.76 [1] (0:11.99)	1:05.77 [1] (0:12.74)	0:53.03 [1] (0:12.84)	0:40.19 [1] (0:12.73)	0:27.46 [2] (0:13.30)	0:40.19	-4
9	10 CRY ME A RIVER Georgina Cartwright	8	69.7 Overall	0:11.03 1400m	1:43.97 [9] (0:15.46)	1:28.51 [7] (0:11.03)	1:17.48 [5] (0:12.02)	1:05.46 [5] (0:12.77)	0:52.69 [5] (0:12.88)	0:39.81 [5] (0:12.94)	0:26.87 [7] (0:13.26)	0:39.81	-7
10	7 GO GIRL GO Emily Lang	11	70.0 Overall	0:11.30 1400m	1:44.77 [10] (0:15.47)	1:29.30 [8] (0:11.30)	1:18.00 [8] (0:12.25)	1:05.75 [9] (0:12.52)	0:53.23 [7] (0:12.76)	0:40.47 [7] (0:12.92)	0:27.55 [8] (0:13.44)	0:40.47	+6

Scratched: Chicka (#11)



Toowoomba QLD Professional
Race 7: 1EQUINE - FOR THE EQUINE ATHLETE Maiden Handicap -
1625m
18 May 2024 - 20:23



Track Rating: Soft 5 , Weather: Fine, Rail Position: +1m Entire

Section				200m				Last 600m	
Field Times				0:12.81 (0:12.81)				0:38.35	
Rank	TAB	Horse/Jockey	Barrier	Top Speed [km/h]	Fastest Section	Margin			Distance Travelled [m]
1	3	MEDICAL AUTOCRAT Karl Zechner	2	68.3 Overall	0:11.37 1400m	0:12.76 [2] (0:12.76)	1:41.83		0:38.05
2	4	YIPPEE BEAN Justin Huxtable	4	68.6 Overall	0:11.38 1400m	0:13.30 [1] (0:13.30)	2.8L		0:38.70 +0
3	2	GRAND TORINO Andrew Mallyon	5	70.1 Overall	0:11.18 1400m	0:13.16 [4] (0:13.16)	6.3L		0:38.98 +0
4	9	SAVVY STRYKE Alisha Donald	6	69.1 Overall	0:11.37 1400m	0:13.21 [5] (0:13.21)	7.1L		0:38.64 -4
5	1	BROADWAY SPIRIT Jai Williams	7	68.7 1400m	0:11.46 1400m	0:12.84 [8] (0:12.84)	7.3L		0:38.82 +6
6	5	DEER HUNTER Micheal Hellyer	10	69.7 Overall	0:11.45 1400m	0:13.00 [6] (0:13.00)	7.4L		0:38.64 +8
7	6	MORE SUCCESS Jake Molloy	9	71.1 Overall	0:11.24 1400m	0:13.27 [7] (0:13.27)	9.4L		0:38.81 -4
8	8	FULL OF EURO Tahlia Fenlon	3	68.5 Overall	0:11.21 1400m	0:14.16 [3] (0:14.16)	10.4L		0:40.19 -4
9	10	CRY ME A RIVER Georgina Cartwright	8	69.7 Overall	0:11.03 1400m	0:13.61 [9] (0:13.61)	12.2L		0:39.81 -7
10	7	GO GIRL GO Emily Lang	11	70.0 Overall	0:11.30 1400m	0:14.11 [10] (0:14.11)	16.7L		0:40.47 +6

Scratched: Chicka (#11)



Horse/Jockey Name	Medical Autocrat
Final Rank	1
Fastest Section Time (Section)	0:11.37 (1400m)
Top Speed [km/h] (Section)	68.3 (Overall)
Race State	Finished

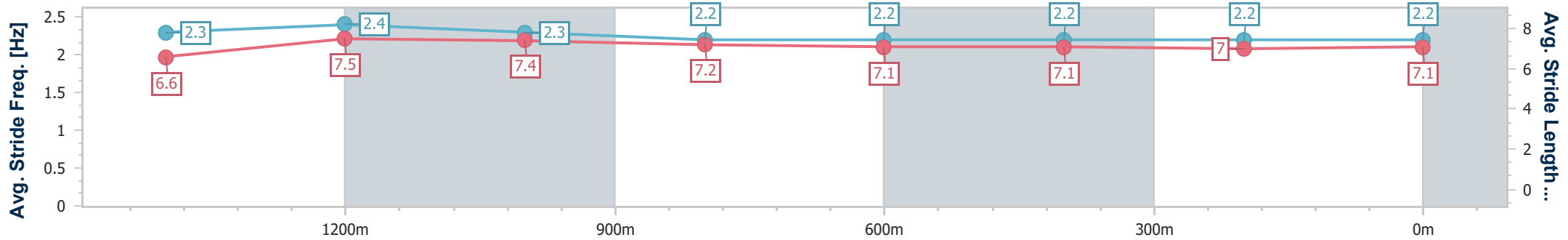
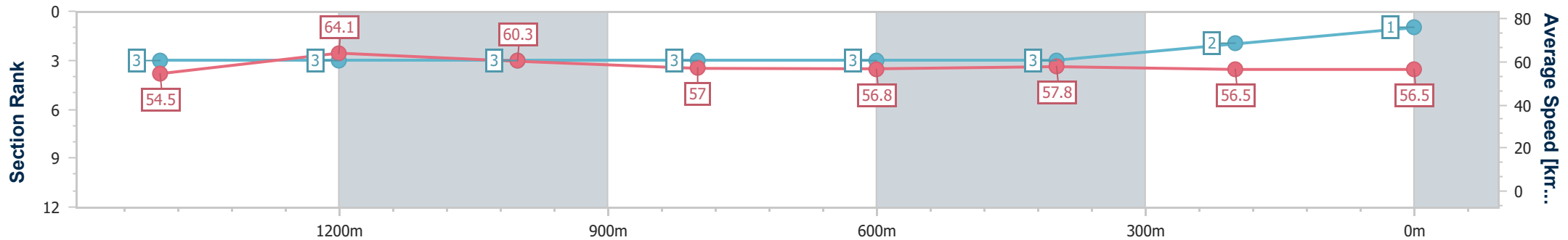


Toowoomba QLD Professional
 Race 7: 1EQUINE - FOR THE EQUINE ATHLETE Maiden
 Handicap - 1625m
 18 May 2024 - 20:23



Track Rating: Soft 5 , Weather: Fine, Rail Position: +1m Entire

Section	Overall	1400m	1200m	1000m	800m	600m	400m	200m
Section Times	1:41.83 [1] (0:14.90)	1:26.93 [3] (0:11.37)	1:15.56 [3] (0:11.96)	1:03.60 [3] (0:12.74)	0:50.86 [3] (0:12.81)	0:38.05 [3] (0:12.52)	0:25.53 [3] (0:12.77)	0:12.76 [2] (0:12.76)
Average Speed [km/h]	54.5	64.1	60.3	57.0	56.8	57.8	56.5	56.5
Top Speed [km/h]	68.3	66.9	63.4	58.4	59.6	59.3	57.4	57.5
Avg. Dist. to Rail [m]	3.1	2.4	2.5	2.1	2.4	1.2	1.0	2.3
Avg. Stride Freq. [Hz]	2.3	2.4	2.3	2.2	2.2	2.2	2.2	2.2
Avg. Stride Length [m]	6.6	7.5	7.4	7.2	7.1	7.1	7.0	7.1



- [] Ranking at each section and finish
- .-.- No data available at this section
- NA No data available



Horse/Jockey Name	Yippee Bean
Final Rank	2
Fastest Section Time (Section)	0:11.38 (1400m)
Top Speed [km/h] (Section)	68.6 (Overall)
Race State	Finished

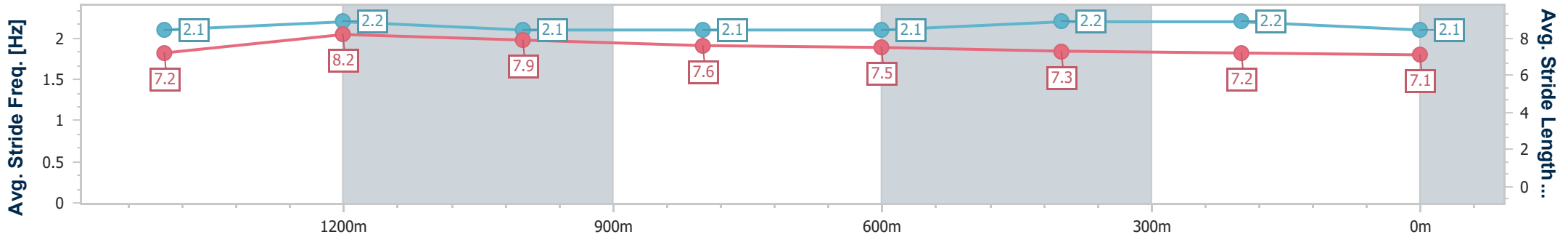
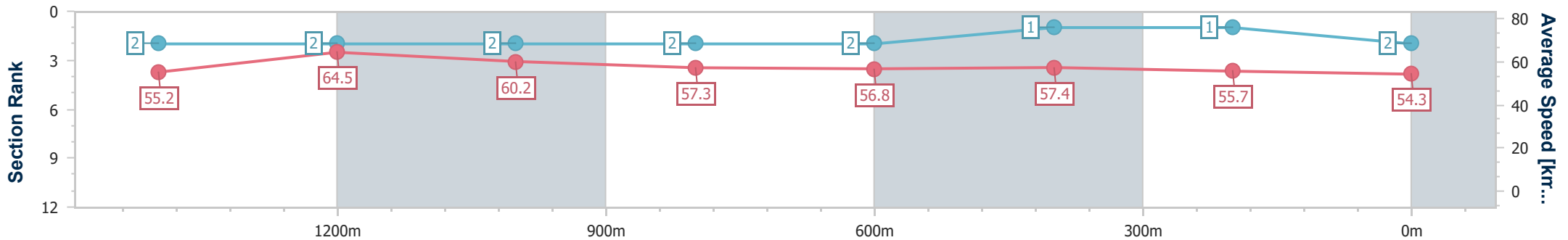


Toowoomba QLD Professional
 Race 7: 1EQUINE - FOR THE EQUINE ATHLETE Maiden
 Handicap - 1625m
 18 May 2024 - 20:23



Track Rating: Soft 5 , Weather: Fine, Rail Position: +1m Entire

Section	Overall	1400m	1200m	1000m	800m	600m	400m	200m
Section Times	1:42.32 [2] (0:14.77)	1:27.55 [2] (0:11.38)	1:16.17 [2] (0:11.97)	1:04.20 [2] (0:12.73)	0:51.47 [2] (0:12.77)	0:38.70 [2] (0:12.56)	0:26.14 [1] (0:12.84)	0:13.30 [1] (0:13.30)
Average Speed [km/h]	55.2	64.5	60.2	57.3	56.8	57.4	55.7	54.3
Top Speed [km/h]	68.6	68.6	63.9	58.3	58.3	58.5	57.1	55.1
Avg. Dist. to Rail [m]	4.2	3.3	3.1	3.3	2.3	0.6	1.0	1.4
Avg. Stride Freq. [Hz]	2.1	2.2	2.1	2.1	2.1	2.2	2.2	2.1
Avg. Stride Length [m]	7.2	8.2	7.9	7.6	7.5	7.3	7.2	7.1



- [] Ranking at each section and finish
- .-.- No data available at this section
- NA No data available



Horse/Jockey Name	Grand Torino
Final Rank	3
Fastest Section Time (Section)	0:11.18 (1400m)
Top Speed [km/h] (Section)	70.1 (Overall)
Race State	Finished

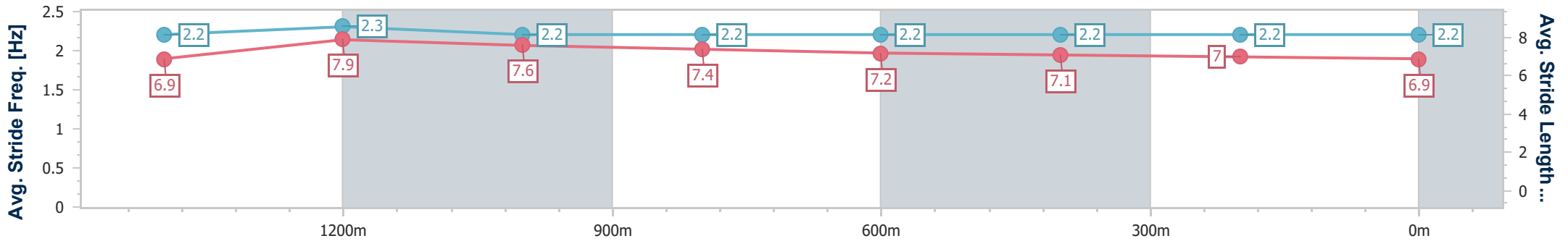
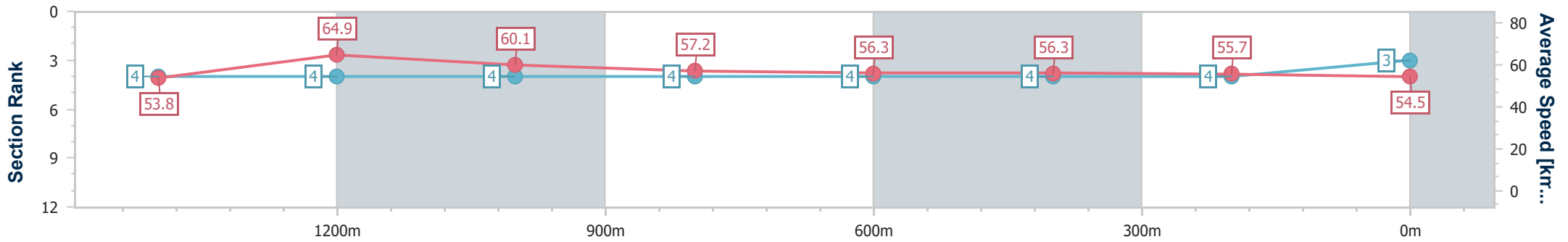


Toowoomba QLD Professional
 Race 7: 1EQUINE - FOR THE EQUINE ATHLETE Maiden
 Handicap - 1625m
 18 May 2024 - 20:23



Track Rating: Soft 5 , Weather: Fine, Rail Position: +1m Entire

Section	Overall	1400m	1200m	1000m	800m	600m	400m	200m
Section Times	1:42.95 [3] (0:15.10)	1:27.85 [4] (0:11.18)	1:16.67 [4] (0:12.03)	1:04.64 [4] (0:12.78)	0:51.86 [4] (0:12.88)	0:38.98 [4] (0:12.88)	0:26.10 [4] (0:12.94)	0:13.16 [4] (0:13.16)
Average Speed [km/h]	53.8	64.9	60.1	57.2	56.3	56.3	55.7	54.5
Top Speed [km/h]	70.1	69.3	61.8	57.9	58.2	58.3	56.7	56.0
Avg. Dist. to Rail [m]	3.6	1.4	3.7	4.4	3.0	1.6	1.3	2.9
Avg. Stride Freq. [Hz]	2.2	2.3	2.2	2.2	2.2	2.2	2.2	2.2
Avg. Stride Length [m]	6.9	7.9	7.6	7.4	7.2	7.1	7.0	6.9



- [] Ranking at each section and finish
- .-.- No data available at this section
- NA No data available



Horse/Jockey Name	Savvy Stryke
Final Rank	4
Fastest Section Time (Section)	0:11.37 (1400m)
Top Speed [km/h] (Section)	69.1 (Overall)
Race State	Finished

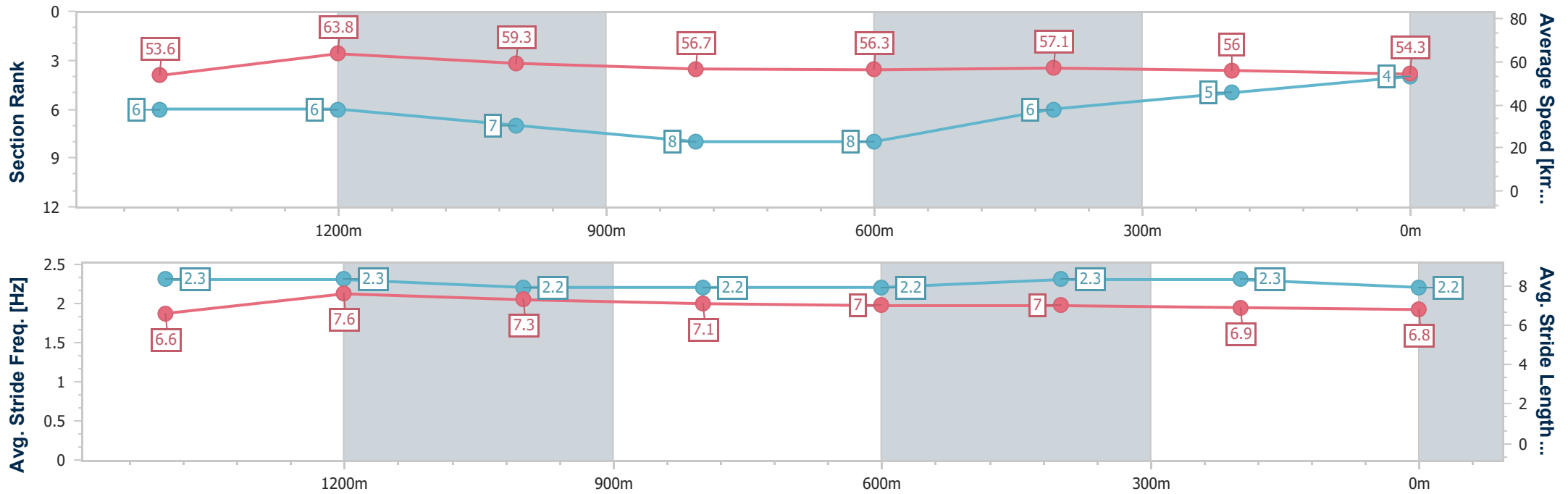


Toowoomba QLD Professional
 Race 7: 1EQUINE - FOR THE EQUINE ATHLETE Maiden
 Handicap - 1625m
 18 May 2024 - 20:23



Track Rating: Soft 5 , Weather: Fine, Rail Position: +1m Entire

Section	Overall	1400m	1200m	1000m	800m	600m	400m	200m
Section Times	1:43.08 [4] (0:15.19)	1:27.89 [6] (0:11.37)	1:16.52 [6] (0:12.21)	1:04.31 [7] (0:12.80)	0:51.51 [8] (0:12.87)	0:38.64 [8] (0:12.63)	0:26.01 [6] (0:12.80)	0:13.21 [5] (0:13.21)
Average Speed [km/h]	53.6	63.8	59.3	56.7	56.3	57.1	56.0	54.3
Top Speed [km/h]	69.1	66.9	60.9	58.6	58.3	58.7	57.2	56.2
Avg. Dist. to Rail [m]	4.7	2.0	3.3	2.6	1.2	0.7	1.0	2.0
Avg. Stride Freq. [Hz]	2.3	2.3	2.2	2.2	2.2	2.3	2.3	2.2
Avg. Stride Length [m]	6.6	7.6	7.3	7.1	7.0	7.0	6.9	6.8



- [] Ranking at each section and finish
- .-.- No data available at this section
- NA No data available



Horse/Jockey Name	Broadway Spirit
Final Rank	5
Fastest Section Time (Section)	0:11.46 (1400m)
Top Speed [km/h] (Section)	68.7 (1400m)
Race State	Finished

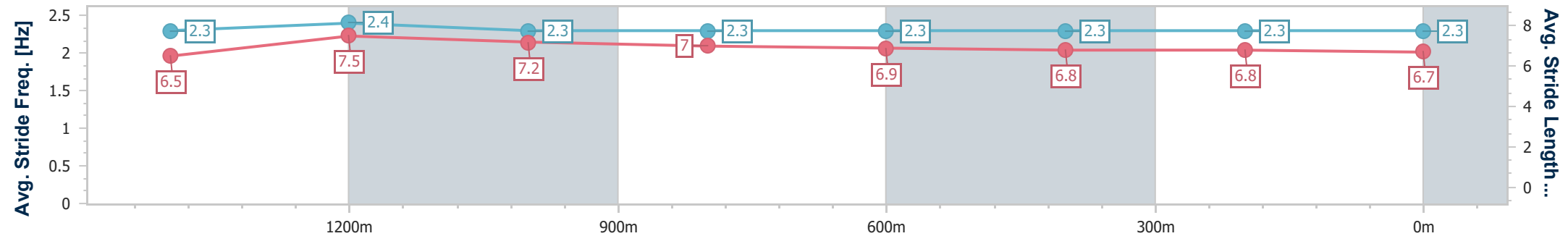
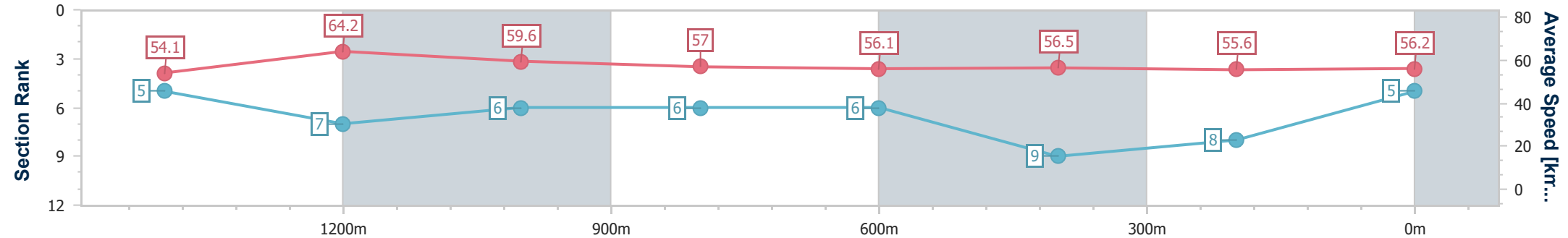


Toowoomba QLD Professional
 Race 7: 1EQUINE - FOR THE EQUINE ATHLETE Maiden
 Handicap - 1625m
 18 May 2024 - 20:23



Track Rating: Soft 5 , Weather: Fine, Rail Position: +1m Entire

Section	Overall	1400m	1200m	1000m	800m	600m	400m	200m					
Section Times	1:43.11 [5] (0:15.14)	1:27.97 [5] (0:11.46)	1:16.51 [7] (0:12.10)	1:04.41 [6] (0:12.75)	0:51.66 [6] (0:12.84)	0:38.82 [6] (0:12.96)	0:25.86 [9] (0:13.02)	0:12.84 [8] (0:12.84)					
Average Speed [km/h]	54.1	64.2	59.6	57.0	56.1	56.5	55.6	56.2					
Top Speed [km/h]	68.6	68.7	63.0	57.6	58.4	59.2	57.1	57.1					
Avg. Dist. to Rail [m]	7.4	4.1	3.1	2.4	2.1	2.8	3.0	7.5					
Avg. Stride Freq. [Hz]	2.3	2.4	2.3	2.3	2.3	2.3	2.3	2.3					
Avg. Stride Length [m]	6.5	7.5	7.2	7.0	6.9	6.8	6.8	6.7					



- [] Ranking at each section and finish
- .-.- No data available at this section
- NA No data available



Horse/Jockey Name	Deer Hunter
Final Rank	6
Fastest Section Time (Section)	0:11.45 (1400m)
Top Speed [km/h] (Section)	69.7 (Overall)
Race State	Finished

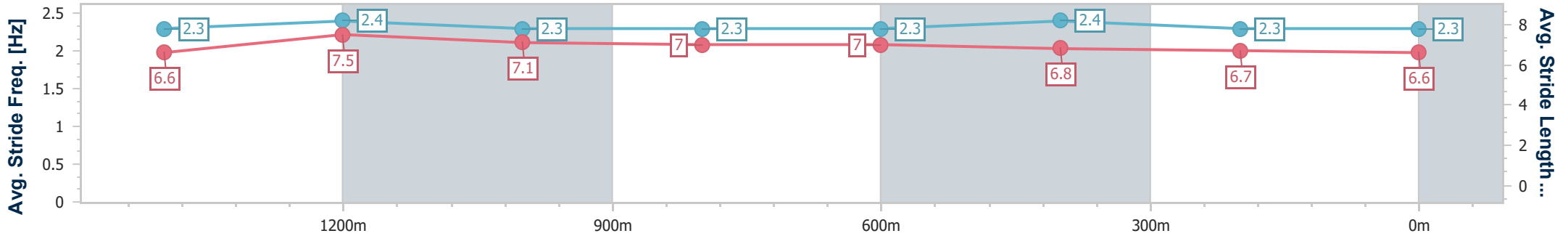
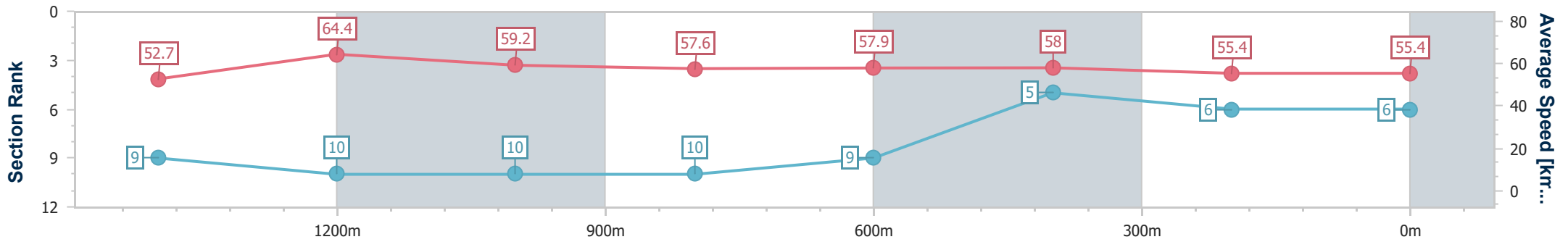


Toowoomba QLD Professional
 Race 7: 1EQUINE - FOR THE EQUINE ATHLETE Maiden
 Handicap - 1625m
 18 May 2024 - 20:23



Track Rating: Soft 5 , Weather: Fine, Rail Position: +1m Entire

Section	Overall	1400m	1200m	1000m	800m	600m	400m	200m
Section Times	1:43.12 [6] (0:15.59)	1:27.53 [9] (0:11.45)	1:16.08 [10] (0:12.21)	1:03.87 [10] (0:12.67)	0:51.20 [10] (0:12.56)	0:38.64 [9] (0:12.55)	0:26.09 [5] (0:13.09)	0:13.00 [6] (0:13.00)
Average Speed [km/h]	52.7	64.4	59.2	57.6	57.9	58.0	55.4	55.4
Top Speed [km/h]	69.7	68.9	60.7	59.2	60.5	60.7	56.0	55.6
Avg. Dist. to Rail [m]	8.0	4.3	3.4	3.9	3.0	2.0	1.6	4.2
Avg. Stride Freq. [Hz]	2.3	2.4	2.3	2.3	2.3	2.4	2.3	2.3
Avg. Stride Length [m]	6.6	7.5	7.1	7.0	7.0	6.8	6.7	6.6



- [] Ranking at each section and finish
- .-.- No data available at this section
- NA No data available



Horse/Jockey Name	More Success
Final Rank	7
Fastest Section Time (Section)	0:11.24 (1400m)
Top Speed [km/h] (Section)	71.1 (Overall)
Race State	Finished

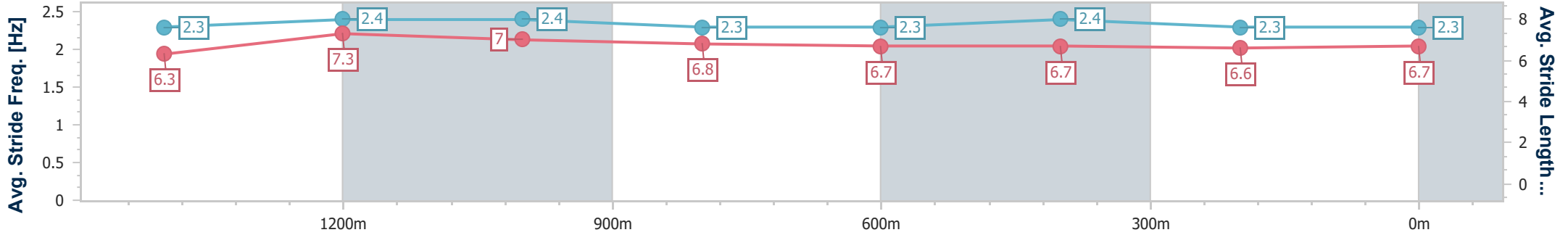
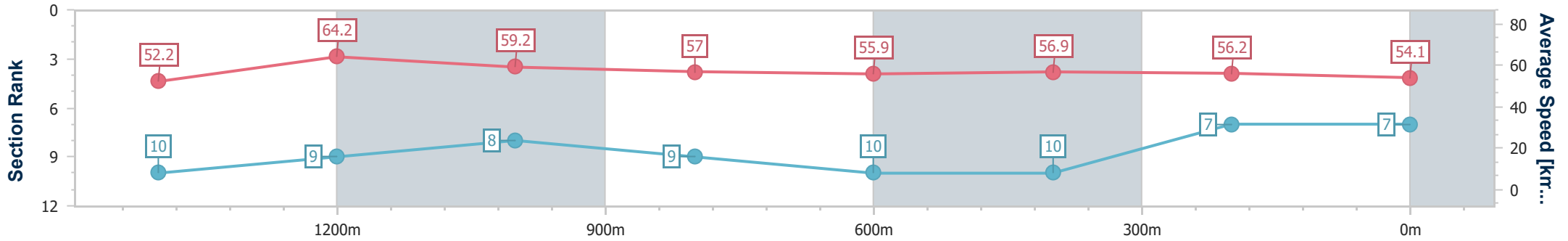


Toowoomba QLD Professional
 Race 7: 1EQUINE - FOR THE EQUINE ATHLETE Maiden
 Handicap - 1625m
 18 May 2024 - 20:23



Track Rating: Soft 5 , Weather: Fine, Rail Position: +1m Entire

Section	Overall	1400m	1200m	1000m	800m	600m	400m	200m
Section Times	1:43.48 [7] (0:15.60)	1:27.88 [10] (0:11.24)	1:16.64 [9] (0:12.16)	1:04.48 [8] (0:12.72)	0:51.76 [9] (0:12.95)	0:38.81 [10] (0:12.70)	0:26.11 [10] (0:12.84)	0:13.27 [7] (0:13.27)
Average Speed [km/h]	52.2	64.2	59.2	57.0	55.9	56.9	56.2	54.1
Top Speed [km/h]	71.1	68.7	61.3	58.5	59.0	59.4	57.6	56.0
Avg. Dist. to Rail [m]	5.9	0.5	0.8	1.8	1.9	0.7	0.4	1.4
Avg. Stride Freq. [Hz]	2.3	2.4	2.4	2.3	2.3	2.4	2.3	2.3
Avg. Stride Length [m]	6.3	7.3	7.0	6.8	6.7	6.7	6.6	6.7



- [] Ranking at each section and finish
- .-.- No data available at this section
- NA No data available



Horse/Jockey Name	Full Of Euro
Final Rank	8
Fastest Section Time (Section)	0:11.21 (1400m)
Top Speed [km/h] (Section)	68.5 (Overall)
Race State	Finished

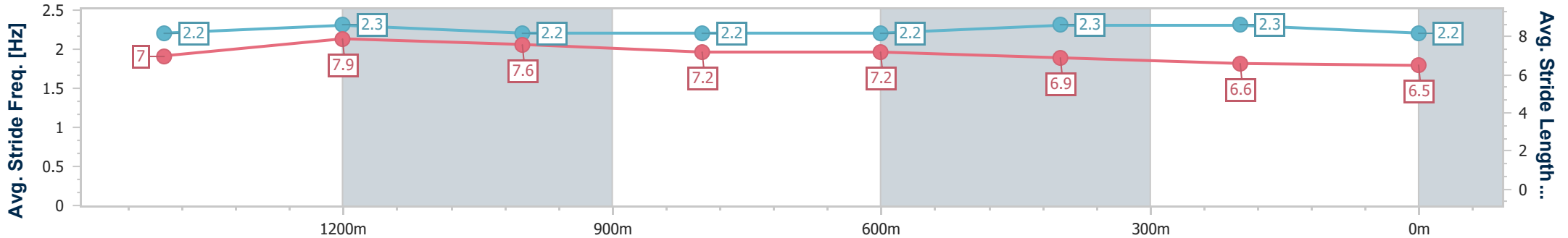
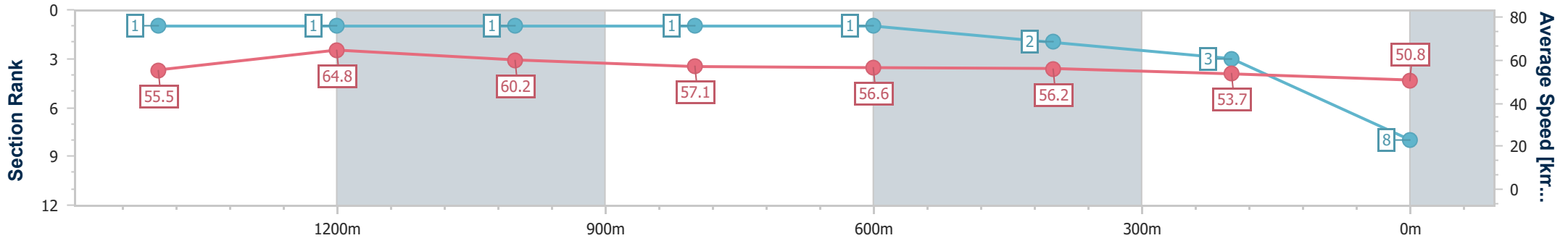


Toowoomba QLD Professional
 Race 7: 1EQUINE - FOR THE EQUINE ATHLETE Maiden
 Handicap - 1625m
 18 May 2024 - 20:23



Track Rating: Soft 5 , Weather: Fine, Rail Position: +1m Entire

Section	Overall	1400m	1200m	1000m	800m	600m	400m	200m
Section Times	1:43.67 [8] (0:14.70)	1:28.97 [1] (0:11.21)	1:17.76 [1] (0:11.99)	1:05.77 [1] (0:12.74)	0:53.03 [1] (0:12.84)	0:40.19 [1] (0:12.73)	0:27.46 [2] (0:13.30)	0:14.16 [3] (0:14.16)
Average Speed [km/h]	55.5	64.8	60.2	57.1	56.6	56.2	53.7	50.8
Top Speed [km/h]	68.5	68.3	63.8	58.8	57.8	58.0	54.8	52.3
Avg. Dist. to Rail [m]	4.4	2.0	3.3	2.7	1.7	0.9	2.4	1.7
Avg. Stride Freq. [Hz]	2.2	2.3	2.2	2.2	2.2	2.3	2.3	2.2
Avg. Stride Length [m]	7.0	7.9	7.6	7.2	7.2	6.9	6.6	6.5



- [] Ranking at each section and finish
- .-.-.- No data available at this section
- NA No data available



Horse/Jockey Name	Cry Me A River
Final Rank	9
Fastest Section Time (Section)	0:11.03 (1400m)
Top Speed [km/h] (Section)	69.7 (Overall)
Race State	Finished

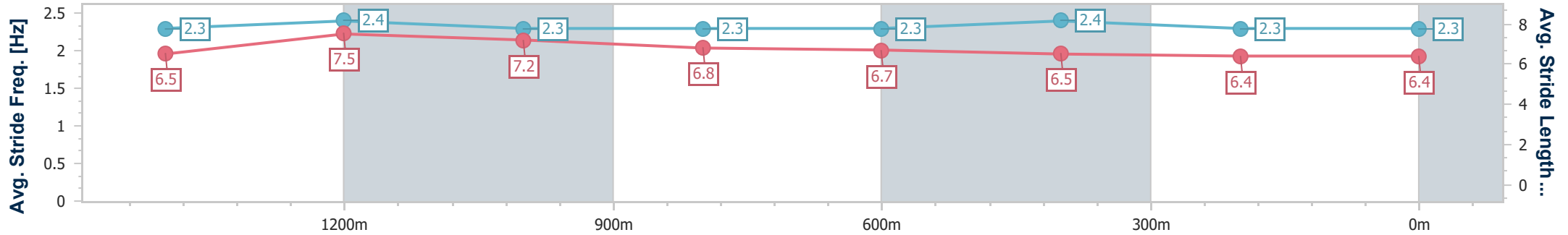
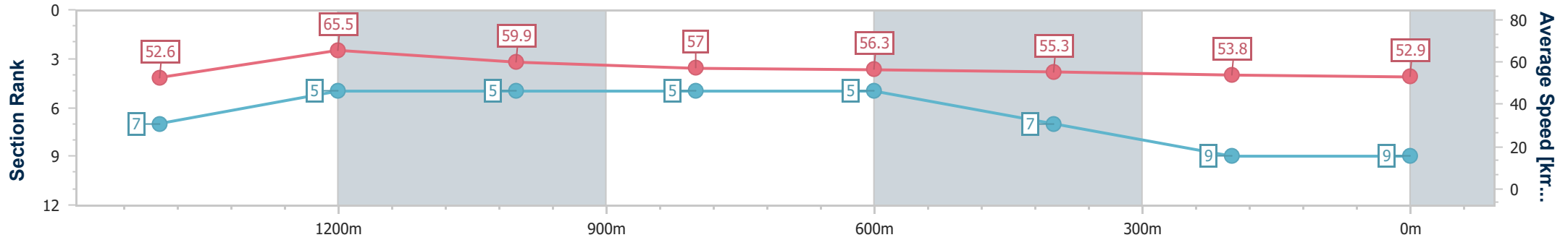


Toowoomba QLD Professional
 Race 7: 1EQUINE - FOR THE EQUINE ATHLETE Maiden
 Handicap - 1625m
 18 May 2024 - 20:23



Track Rating: Soft 5 , Weather: Fine, Rail Position: +1m Entire

Section	Overall	1400m	1200m	1000m	800m	600m	400m	200m
Section Times	1:43.97 [9] (0:15.46)	1:28.51 [7] (0:11.03)	1:17.48 [5] (0:12.02)	1:05.46 [5] (0:12.77)	0:52.69 [5] (0:12.88)	0:39.81 [5] (0:12.94)	0:26.87 [7] (0:13.26)	0:13.61 [9] (0:13.61)
Average Speed [km/h]	52.6	65.5	59.9	57.0	56.3	55.3	53.8	52.9
Top Speed [km/h]	69.7	68.1	62.9	58.4	57.9	57.8	55.1	54.5
Avg. Dist. to Rail [m]	4.3	0.8	2.1	2.6	1.1	1.1	2.5	2.8
Avg. Stride Freq. [Hz]	2.3	2.4	2.3	2.3	2.3	2.4	2.3	2.3
Avg. Stride Length [m]	6.5	7.5	7.2	6.8	6.7	6.5	6.4	6.4



- [] Ranking at each section and finish
- .-.- No data available at this section
- NA No data available



Horse/Jockey Name	Go Girl Go
Final Rank	10
Fastest Section Time (Section)	0:11.30 (1400m)
Top Speed [km/h] (Section)	70.0 (Overall)
Race State	Finished

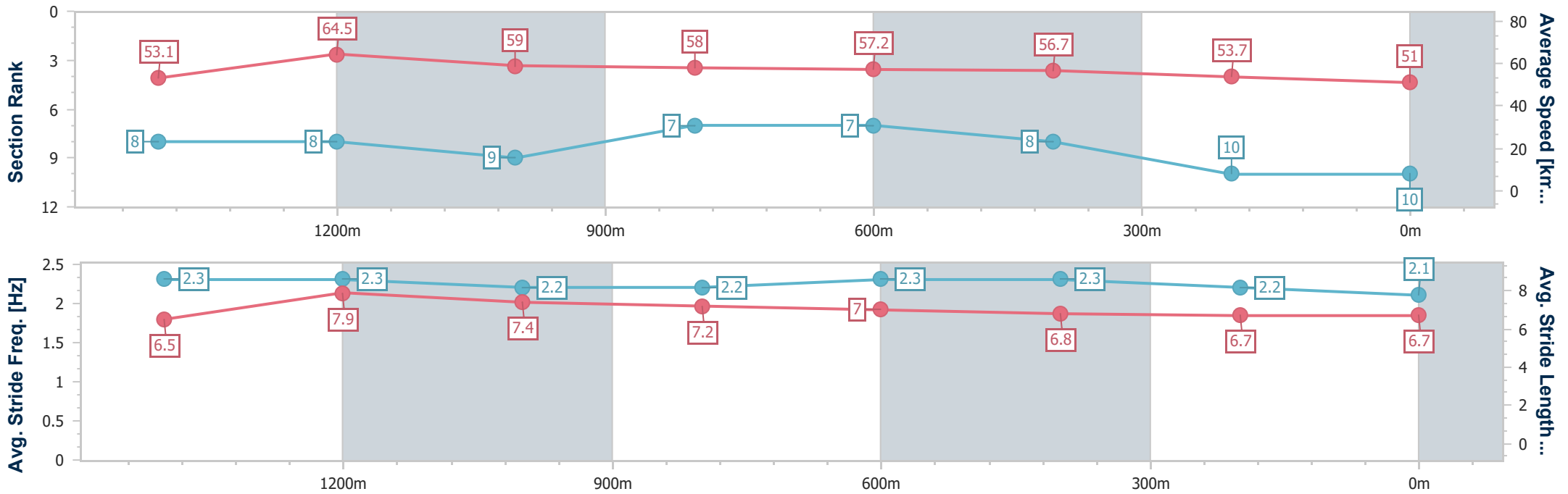


Toowoomba QLD Professional
 Race 7: 1EQUINE - FOR THE EQUINE ATHLETE Maiden
 Handicap - 1625m
 18 May 2024 - 20:23



Track Rating: Soft 5 , Weather: Fine, Rail Position: +1m Entire

Section	Overall	1400m	1200m	1000m	800m	600m	400m	200m					
Section Times	1:44.77 [10] (0:15.47)	1:29.30 [8] (0:11.30)	1:18.00 [8] (0:12.25)	1:05.75 [9] (0:12.52)	0:53.23 [7] (0:12.76)	0:40.47 [7] (0:12.92)	0:27.55 [8] (0:13.44)	0:14.11 [10] (0:14.11)					
Average Speed [km/h]	53.1	64.5	59.0	58.0	57.2	56.7	53.7	51.0					
Top Speed [km/h]	70.0	70.0	60.0	59.1	58.8	59.5	54.8	53.7					
Avg. Dist. to Rail [m]	7.7	2.5	3.1	2.9	4.2	3.5	0.4	0.5					
Avg. Stride Freq. [Hz]	2.3	2.3	2.2	2.2	2.3	2.3	2.2	2.1					
Avg. Stride Length [m]	6.5	7.9	7.4	7.2	7.0	6.8	6.7	6.7					



- [] Ranking at each section and finish
- .-.- No data available at this section
- NA No data available