



**Doomben QLD Professional**  
**Race 9: SEVEN ROUGH HABIT PLATE - 2000m**  
**18 May 2024 - 16:39**



BRISBANE  
RACING CLUB

Track Rating: Soft 7, Weather: Fine, Rail Position: True

Section		Overall	1800m	1600m	1400m	1200m	1000m	800m	Last 600m				
Field Times		2:06.97 (0:14.24)	1:52.73 (0:11.86)	1:40.87 (0:12.86)	1:28.01 (0:12.85)	1:15.16 (0:12.76)	1:02.40 (0:13.13)	0:49.27 (0:12.89)	0:36.38				
Rank	TAB Horse/Jockey	Barrier	Top Speed [km/h]	Fastest Section									Distance Travelled [m]
1	3 TANNHAUSER James McDonald	7	63.7 400m	0:11.51 400m	2:06.97 [1] (0:14.92)	1:52.05 [9] (0:12.51)	1:39.54 [9] (0:13.39)	1:26.15 [9] (0:12.81)	1:13.34 [8] (0:12.70)	1:00.64 [8] (0:12.85)	0:47.79 [8] (0:12.26)	0:35.53	
2	15 AUTUMN ANGEL Jamie Kah	14	64.7 200m	0:11.54 400m	2:07.16 [2] (0:15.43)	1:51.73 [14] (0:12.64)	1:39.09 [13] (0:13.16)	1:25.93 [13] (0:12.87)	1:13.06 [13] (0:12.65)	1:00.41 [13] (0:12.98)	0:47.43 [13] (0:12.22)	0:35.21	-1
3	1 KINTYRE Cejay Graham	1	62.8 1800m	0:11.75 400m	2:07.34 [3] (0:14.45)	1:52.89 [4] (0:12.13)	1:40.76 [4] (0:13.05)	1:27.71 [5] (0:12.78)	1:14.93 [4] (0:12.72)	1:02.21 [4] (0:13.17)	0:49.04 [4] (0:12.67)	0:36.37	-7
4	10 FELIX THE SCAT Kyle Wilson-Taylor	15	64.1 400m	0:11.52 400m	2:07.47 [4] (0:14.90)	1:52.57 [8] (0:12.49)	1:40.08 [8] (0:13.55)	1:26.53 [10] (0:13.03)	1:13.50 [12] (0:12.76)	1:00.74 [12] (0:12.84)	0:47.90 [12] (0:12.22)	0:35.68	+4
5	7 PRESS LINK James Orman	18	63.9 Overall	0:11.99 1800m	2:07.52 [5] (0:14.44)	1:53.08 [3] (0:11.99)	1:41.09 [3] (0:12.92)	1:28.17 [2] (0:12.77)	1:15.40 [2] (0:12.71)	1:02.69 [2] (0:13.13)	0:49.56 [2] (0:12.83)	0:36.73	-7
6	11 WARIALDA WARRIOR Jake Bayliss	16	63.8 400m	0:11.67 400m	2:07.54 [6] (0:15.59)	1:51.95 [15] (0:12.71)	1:39.24 [15] (0:13.17)	1:26.07 [14] (0:12.87)	1:13.20 [14] (0:12.62)	1:00.58 [14] (0:12.94)	0:47.64 [14] (0:12.10)	0:35.54	-4
7	8 PORT LOCKROY Adam Hyeronimus	5	63.5 Overall	0:12.03 400m	2:07.55 [7] (0:14.28)	1:53.27 [2] (0:12.04)	1:41.23 [2] (0:13.11)	1:28.12 [3] (0:12.78)	1:15.34 [3] (0:12.88)	1:02.46 [3] (0:13.14)	0:49.32 [3] (0:12.64)	0:36.68	-23
8	4 GOLD BULLION Tim Clark	4	63.5 400m	0:11.69 400m	2:07.72 [8] (0:14.78)	1:52.94 [6] (0:12.39)	1:40.55 [7] (0:13.32)	1:27.23 [6] (0:12.82)	1:14.41 [6] (0:12.68)	1:01.73 [6] (0:12.83)	0:48.90 [6] (0:12.48)	0:36.42	+1
9	14 PURVEYOR Michael Cahill	6	62.2 400m	0:11.84 400m	2:08.05 [9] (0:15.14)	1:52.91 [10] (0:12.33)	1:40.58 [10] (0:13.32)	1:27.26 [8] (0:12.90)	1:14.36 [9] (0:12.73)	1:01.63 [9] (0:12.89)	0:48.74 [9] (0:12.21)	0:36.53	-9
10	9 KIRIKAN Nash Rawiller	2	61.6 1800m	0:11.95 600m	2:08.13 [10] (0:14.88)	1:53.25 [7] (0:12.27)	1:40.98 [6] (0:13.37)	1:27.61 [7] (0:12.99)	1:14.62 [7] (0:12.69)	1:01.93 [7] (0:12.90)	0:49.03 [7] (0:12.20)	0:36.83	-7

Scratched: Noisy Boy (#5), Encoder (#2), Chica Mojito (#16), Physicist (#19), Kenyada (#20)

[ ] Ranking at each section and finish  
 -:-:- No data available at this section  
 NA No data available  
 SCN Saddle cloth number  
 DNF Did not finish  
 DNT Did not track



# Doomben QLD Professional

## Race 9: SEVEN ROUGH HABIT PLATE - 2000m

18 May 2024 - 16:39



BRISBANE  
RACING CLUB

Track Rating: Soft 7, Weather: Fine, Rail Position: True

Section		Overall	1800m	1600m	1400m	1200m	1000m	800m	Last 600m					
Field Times		2:06.97 (0:14.24)	1:52.73 (0:11.86)	1:40.87 (0:12.86)	1:28.01 (0:12.85)	1:15.16 (0:12.76)	1:02.40 (0:13.13)	0:49.27 (0:12.89)	0:36.38					
Rank	TAB Horse/Jockey	Barrier	Top Speed [km/h]	Fastest Section										Distance Travelled [m]
11	18 MANNERHEIM Tyler Schiller	17	63.0 400m	0:11.60 400m	2:08.15 [11] (0:15.71)	1:52.44 [16] (0:12.77)	1:39.67 [16] (0:13.32)	1:26.35 [16] (0:13.07)	1:13.28 [16] (0:12.54)	1:00.74 [16] (0:12.82)	0:47.92 [16] (0:12.25)	0:35.67	-5	
12	17 ICHIBAN Mark Du Plessis	11	62.2 600m	0:11.96 600m	2:08.19 [12] (0:15.26)	1:52.93 [11] (0:12.51)	1:40.42 [11] (0:13.33)	1:27.09 [11] (0:12.74)	1:14.35 [10] (0:12.70)	1:01.65 [10] (0:12.93)	0:48.72 [10] (0:12.32)	0:36.40	-7	
13	21 KADAVAR Craig Williams	20	62.8 800m	0:11.85 600m	2:08.20 [13] (0:15.39)	1:52.81 [13] (0:12.89)	1:39.92 [14] (0:13.29)	1:26.63 [15] (0:12.91)	1:13.72 [15] (0:12.57)	1:01.15 [15] (0:12.97)	0:48.18 [15] (0:12.23)	0:35.95	+2	
14	6 MORE TROUBLE Robbie Dolan	3	62.7 Overall	0:12.09 1800m	2:08.52 [14] (0:14.51)	1:54.01 [5] (0:12.09)	1:41.92 [5] (0:13.02)	1:28.90 [4] (0:13.02)	1:15.88 [5] (0:12.77)	1:03.11 [5] (0:13.02)	0:50.09 [5] (0:12.63)	0:37.46	-2	
15	13 LONG GENES Jim Byrne	8	61.5 600m	0:11.97 400m	2:08.88 [15] (0:15.32)	1:53.56 [12] (0:12.58)	1:40.98 [12] (0:13.22)	1:27.76 [12] (0:12.81)	1:14.95 [11] (0:12.74)	1:02.21 [11] (0:12.87)	0:49.34 [11] (0:12.23)	0:37.11	-8	
16	12 CAPTAIN FENKEL Andrew Mallyon	19	65.2 Overall	0:11.86 1800m	2:09.02 [16] (0:14.24)	1:54.78 [1] (0:11.86)	1:42.92 [1] (0:12.86)	1:30.06 [1] (0:12.85)	1:17.21 [1] (0:12.76)	1:04.45 [1] (0:13.13)	0:51.32 [1] (0:12.89)	0:38.43	-12	

Scratched: Noisy Boy (#5), Encoder (#2), Chica Mojito (#16), Physicist (#19), Kenyada (#20)

[ ] Ranking at each section and finish  
 -:-:- No data available at this section  
 NA No data available

SCN Saddle cloth number  
 DNF Did not finish  
 DNT Did not track



**Doomben QLD Professional**  
**Race 9: SEVEN ROUGH HABIT PLATE - 2000m**  
**18 May 2024 - 16:39**



Track Rating: Soft 7, Weather: Fine, Rail Position: True

Section					600m	400m	200m				Last 600m
Field Times					0:36.38 (0:12.22)	0:24.16 (0:12.01)	0:12.15 (0:12.15)				0:36.38
Rank	TAB	Horse/Jockey	Barrier	Top Speed [km/h]	Fastest Section	Margin			Distance Travelled [m]		
1	3	<b>TANNHAUSER</b> James McDonald	7	63.7 400m	0:11.51 400m	0:35.53 [8] (0:12.00)	0:23.53 [8] (0:11.51)	0:12.02 [2] (0:12.02)	2:06.97	0:35.53	
2	15	<b>AUTUMN ANGEL</b> Jamie Kah	14	64.7 200m	0:11.54 400m	0:35.21 [13] (0:11.76)	0:23.45 [11] (0:11.54)	0:11.91 [8] (0:11.91)	1.12L	0:35.21	-1
3	1	<b>KINTYRE</b> Cejay Graham	1	62.8 1800m	0:11.75 400m	0:36.37 [4] (0:12.10)	0:24.27 [4] (0:11.75)	0:12.52 [1] (0:12.52)	2.2L	0:36.37	-7
4	10	<b>FELIX THE SCAT</b> Kyle Wilson-Taylor	15	64.1 400m	0:11.52 400m	0:35.68 [11] (0:11.84)	0:23.84 [10] (0:11.52)	0:12.32 [6] (0:12.32)	2.96L	0:35.68	+4
5	7	<b>PRESS LINK</b> James Orman	18	63.9 Overall	0:11.99 1800m	0:36.73 [2] (0:12.25)	0:24.48 [3] (0:12.00)	0:12.48 [4] (0:12.48)	3.25L	0:36.73	-7
6	11	<b>WARIALDA WARRIOR</b> Jake Bayliss	16	63.8 400m	0:11.67 400m	0:35.54 [14] (0:11.85)	0:23.69 [14] (0:11.67)	0:12.02 [12] (0:12.02)	3.38L	0:35.54	-4
7	8	<b>PORT LOCKROY</b> Adam Hyeronimus	5	63.5 Overall	0:12.03 400m	0:36.68 [3] (0:12.15)	0:24.53 [2] (0:12.03)	0:12.50 [5] (0:12.50)	3.41L	0:36.68	-23
8	4	<b>GOLD BULLION</b> Tim Clark	4	63.5 400m	0:11.69 400m	0:36.42 [6] (0:12.02)	0:24.40 [7] (0:11.69)	0:12.71 [3] (0:12.71)	4.45L	0:36.42	+1
9	14	<b>PURVEYOR</b> Michael Cahill	6	62.2 400m	0:11.84 400m	0:36.53 [9] (0:11.99)	0:24.54 [9] (0:11.84)	0:12.70 [10] (0:12.70)	6.38L	0:36.53	-9
10	9	<b>KIRIKAN</b> Nash Rawiller	2	61.6 1800m	0:11.95 600m	0:36.83 [7] (0:11.95)	0:24.88 [5] (0:12.00)	0:12.88 [7] (0:12.88)	6.84L	0:36.83	-7

Scratched: Noisy Boy (#5), Encoder (#2), Chica Mojito (#16), Physicist (#19), Kenyada (#20)

[ ] Ranking at each section and finish  
 -:-:- No data available at this section  
 NA No data available

SCN Saddle cloth number  
 DNF Did not finish  
 DNT Did not track



**Doomben QLD Professional**  
**Race 9: SEVEN ROUGH HABIT PLATE - 2000m**  
**18 May 2024 - 16:39**



Track Rating: Soft 7, Weather: Fine, Rail Position: True

Section		600m	400m	200m				Last 600m		
Field Times		0:36.38 (0:12.22)	0:24.16 (0:12.01)	0:12.15 (0:12.15)				0:36.38		
Rank	TAB Horse/Jockey	Barrier	Top Speed [km/h]	Fastest Section	Margin			Distance Travelled [m]		
11	18 <b>MANNERHEIM</b> Tyler Schiller	17	63.0 400m	0:11.60 400m	0:35.67 [16] (0:11.76)	0:23.91 [16] (0:11.60)	0:12.31 [15] (0:12.31)	6.94L	0:35.67	-5
12	17 <b>ICHIBAN</b> Mark Du Plessis	11	62.2 600m	0:11.96 600m	0:36.40 [12] (0:11.96)	0:24.44 [12] (0:12.00)	0:12.44 [13] (0:12.44)	7.17L	0:36.40	-7
13	21 <b>KADAVAR</b> Craig Williams	20	62.8 800m	0:11.85 600m	0:35.95 [15] (0:11.85)	0:24.10 [15] (0:11.87)	0:12.23 [16] (0:12.23)	7.22L	0:35.95	+2
14	6 <b>MORE TROUBLE</b> Robbie Dolan	3	62.7 Overall	0:12.09 1800m	0:37.46 [5] (0:12.20)	0:25.26 [6] (0:12.10)	0:13.16 [11] (0:13.16)	9.14L	0:37.46	-2
15	13 <b>LONG GENES</b> Jim Byrne	8	61.5 600m	0:11.97 400m	0:37.11 [10] (0:12.05)	0:25.06 [13] (0:11.97)	0:13.09 [14] (0:13.09)	11.27L	0:37.11	-8
16	12 <b>CAPTAIN FENKEL</b> Andrew Mallyon	19	65.2 Overall	0:11.86 1800m	0:38.43 [1] (0:12.22)	0:26.21 [1] (0:12.47)	0:13.74 [9] (0:13.74)	12.09L	0:38.43	-12

Scratched: Noisy Boy (#5), Encoder (#2), Chica Mojito (#16), Physicist (#19), Kenyada (#20)

[ ] Ranking at each section and finish  
 -:-:- No data available at this section  
 NA No data available

SCN Saddle cloth number  
 DNF Did not finish  
 DNT Did not track



Horse/Jockey Name	Tannhauser
Final Rank	1
Fastest Section Time (Section)	0:11.51 (400m)
Top Speed [km/h] (Section)	63.7 (400m)
Race State	Finished

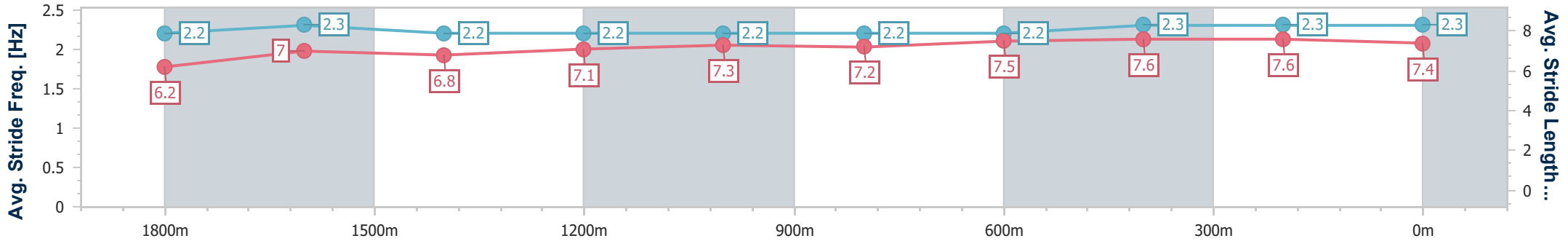
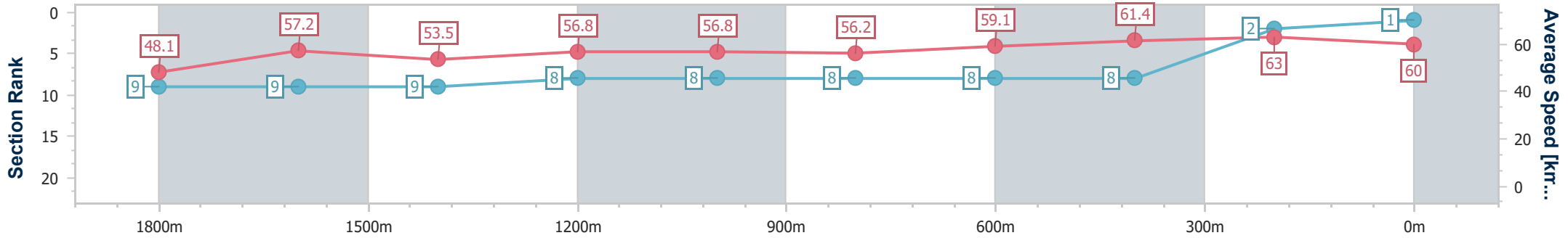


**Doomben QLD Professional**  
**Race 9: SEVEN ROUGH HABIT PLATE - 2000m**  
 18 May 2024 - 16:39  
 Track Rating: Soft 7, Weather: Fine, Rail Position: True



BRISBANE  
RACING CLUB

Section	Overall	1800m	1600m	1400m	1200m	1000m	800m	600m	400m	200m
Section Times	2:06.97 [1] (0:14.92)	1:52.05 [9] (0:12.51)	1:39.54 [9] (0:13.39)	1:26.15 [9] (0:12.81)	1:13.34 [8] (0:12.70)	1:00.64 [8] (0:12.85)	0:47.79 [8] (0:12.26)	0:35.53 [8] (0:12.00)	0:23.53 [8] (0:11.51)	0:12.02 [2] (0:12.02)
Average Speed [km/h]	48.1	57.2	53.5	56.8	56.8	56.2	59.1	61.4	63.0	60.0
Top Speed [km/h]	61.6	60.0	55.2	57.8	57.5	57.0	61.3	62.1	63.7	62.8
Avg. Dist. to Rail [m]	3.4	1.9	1.0	1.1	1.4	1.6	1.3	3.6	7.3	9.9
Avg. Stride Freq. [Hz]	2.2	2.3	2.2	2.2	2.2	2.2	2.2	2.3	2.3	2.3
Avg. Stride Length [m]	6.2	7.0	6.8	7.1	7.3	7.2	7.5	7.6	7.6	7.4



- [ ] Ranking at each section and finish
- .-.- No data available at this section
- NA No data available



Horse/Jockey Name	Autumn Angel
Final Rank	2
Fastest Section Time (Section)	0:11.54 (400m)
Top Speed [km/h] (Section)	64.7 (200m)
Race State	Finished

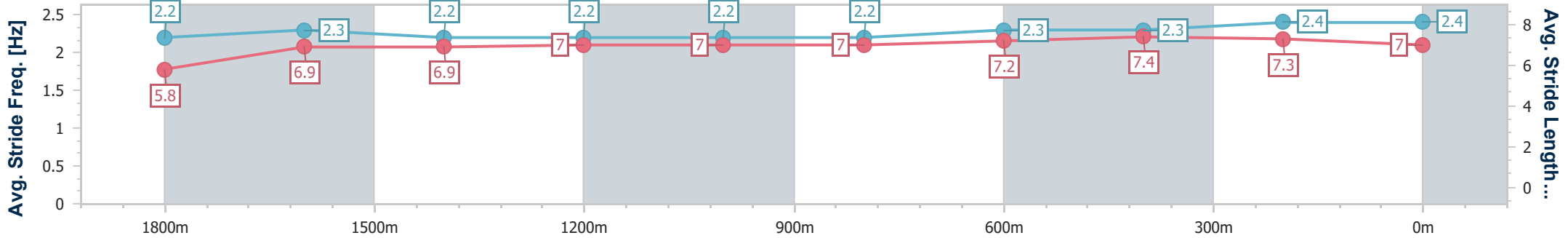
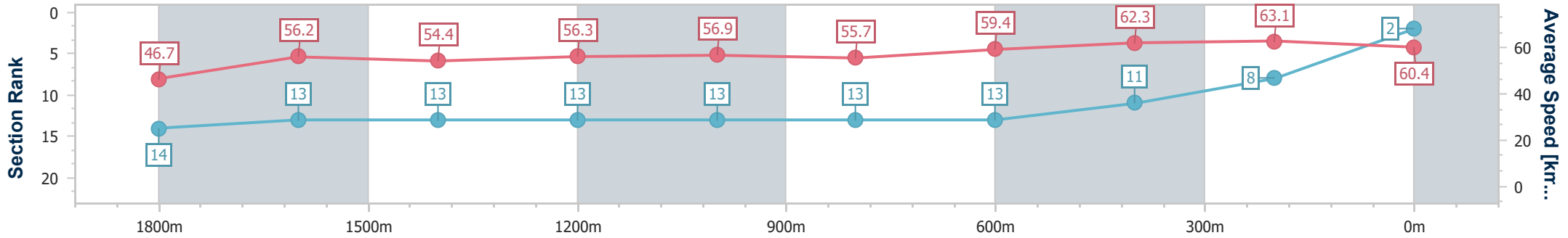


**Doomben QLD Professional**  
**Race 9: SEVEN ROUGH HABIT PLATE - 2000m**  
 18 May 2024 - 16:39  
 Track Rating: Soft 7, Weather: Fine, Rail Position: True



BRISBANE  
RACING CLUB

Section	Overall	1800m	1600m	1400m	1200m	1000m	800m	600m	400m	200m
Section Times	2:07.16 [2] (0:15.43)	1:51.73 [14] (0:12.64)	1:39.09 [13] (0:13.16)	1:25.93 [13] (0:12.87)	1:13.06 [13] (0:12.65)	1:00.41 [13] (0:12.98)	0:47.43 [13] (0:12.22)	0:35.21 [13] (0:11.76)	0:23.45 [11] (0:11.54)	0:11.91 [8] (0:11.91)
Average Speed [km/h]	46.7	56.2	54.4	56.3	56.9	55.7	59.4	62.3	63.1	60.4
Top Speed [km/h]	61.3	60.4	56.3	57.5	57.7	57.0	61.8	63.9	64.4	64.7
Avg. Dist. to Rail [m]	5.0	2.4	0.8	0.7	2.6	2.5	1.2	3.6	7.5	10.9
Avg. Stride Freq. [Hz]	2.2	2.3	2.2	2.2	2.2	2.2	2.3	2.3	2.4	2.4
Avg. Stride Length [m]	5.8	6.9	6.9	7.0	7.0	7.0	7.2	7.4	7.3	7.0



- [ ] Ranking at each section and finish
- .-.- No data available at this section
- NA No data available



Horse/Jockey Name	Kintyre
Final Rank	3
Fastest Section Time (Section)	0:11.75 (400m)
Top Speed [km/h] (Section)	62.8 (1800m)
Race State	Finished

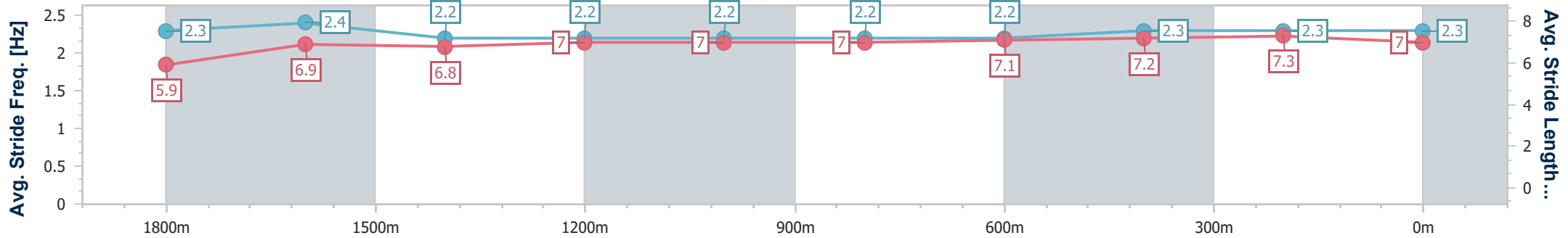
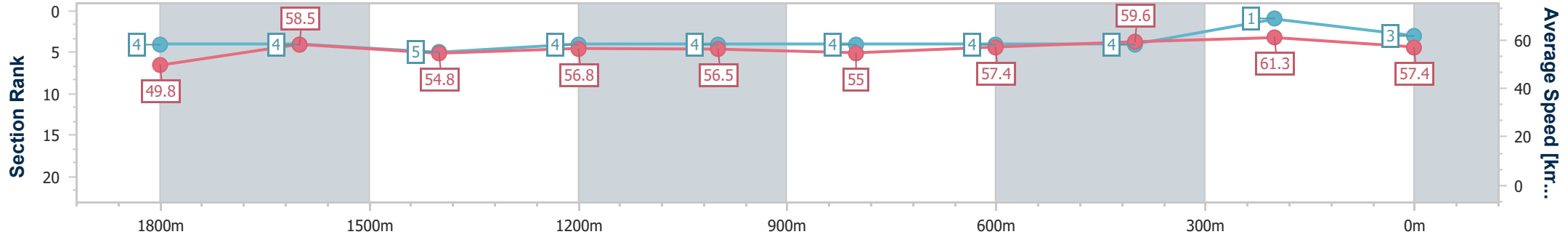


**Doomben QLD Professional**  
**Race 9: SEVEN ROUGH HABIT PLATE - 2000m**  
 18 May 2024 - 16:39  
 Track Rating: Soft 7, Weather: Fine, Rail Position: True



BRISBANE  
RACING CLUB

Section	Overall	1800m	1600m	1400m	1200m	1000m	800m	600m	400m	200m
Section Times	2:07.34 [3] (0:14.45)	1:52.89 [4] (0:12.13)	1:40.76 [4] (0:13.05)	1:27.71 [5] (0:12.78)	1:14.93 [4] (0:12.72)	1:02.21 [4] (0:13.17)	0:49.04 [4] (0:12.67)	0:36.37 [4] (0:12.10)	0:24.27 [4] (0:11.75)	0:12.52 [1] (0:12.52)
Average Speed [km/h]	49.8	58.5	54.8	56.8	56.5	55.0	57.4	59.6	61.3	57.4
Top Speed [km/h]	62.7	62.8	57.2	58.0	58.1	56.2	59.0	59.9	62.5	61.1
Avg. Dist. to Rail [m]	2.5	2.9	1.3	1.2	2.3	2.3	1.4	0.8	2.6	6.1
Avg. Stride Freq. [Hz]	2.3	2.4	2.2	2.2	2.2	2.2	2.2	2.3	2.3	2.3
Avg. Stride Length [m]	5.9	6.9	6.8	7.0	7.0	7.0	7.1	7.2	7.3	7.0



- [ ] Ranking at each section and finish
- .-.- No data available at this section
- NA No data available



Horse/Jockey Name	Felix The Scat
Final Rank	4
Fastest Section Time (Section)	0:11.52 (400m)
Top Speed [km/h] (Section)	64.1 (400m)
Race State	Finished

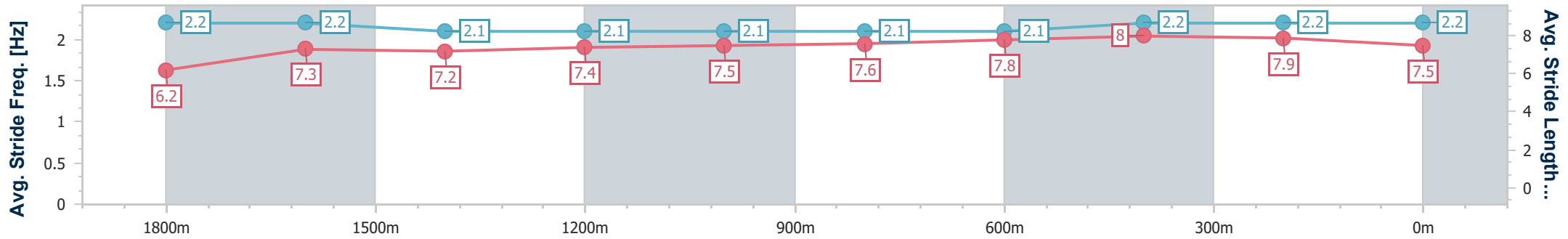
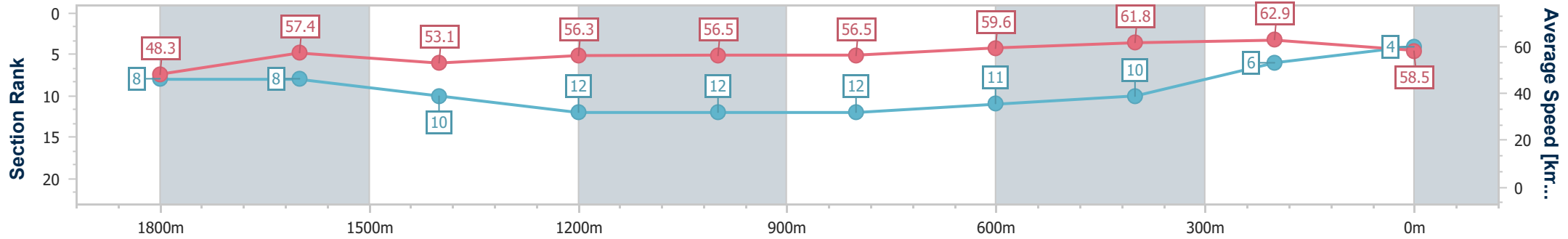


**Doomben QLD Professional**  
**Race 9: SEVEN ROUGH HABIT PLATE - 2000m**  
 18 May 2024 - 16:39  
 Track Rating: Soft 7, Weather: Fine, Rail Position: True



BRISBANE  
RACING CLUB

Section	Overall	1800m	1600m	1400m	1200m	1000m	800m	600m	400m	200m
Section Times	2:07.47 [4] (0:14.90)	1:52.57 [8] (0:12.49)	1:40.08 [8] (0:13.55)	1:26.53 [10] (0:13.03)	1:13.50 [12] (0:12.76)	1:00.74 [12] (0:12.84)	0:47.90 [12] (0:12.22)	0:35.68 [11] (0:11.84)	0:23.84 [10] (0:11.52)	0:12.32 [6] (0:12.32)
Average Speed [km/h]	48.3	57.4	53.1	56.3	56.5	56.5	59.6	61.8	62.9	58.5
Top Speed [km/h]	61.0	59.9	54.1	57.4	57.6	57.3	62.7	62.9	64.1	62.6
Avg. Dist. to Rail [m]	4.7	0.8	0.7	2.5	3.9	3.7	2.6	2.6	5.7	9.2
Avg. Stride Freq. [Hz]	2.2	2.2	2.1	2.1	2.1	2.1	2.1	2.2	2.2	2.2
Avg. Stride Length [m]	6.2	7.3	7.2	7.4	7.5	7.6	7.8	8.0	7.9	7.5



- [ ] Ranking at each section and finish
- .-.- No data available at this section
- NA No data available





Horse/Jockey Name	Press Link
Final Rank	5
Fastest Section Time (Section)	0:11.99 (1800m)
Top Speed [km/h] (Section)	63.9 (Overall)
Race State	Finished

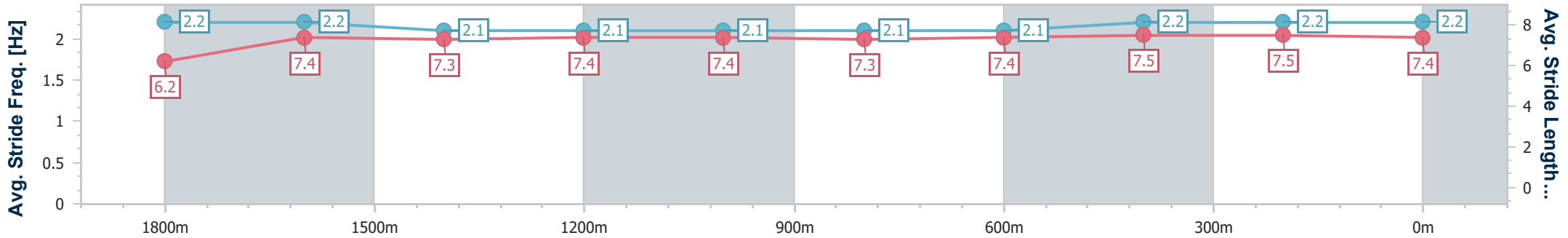
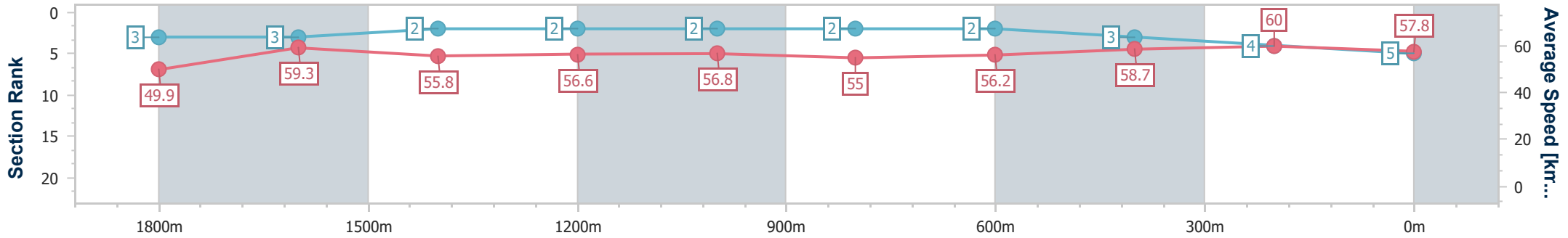


**Doomben QLD Professional**  
**Race 9: SEVEN ROUGH HABIT PLATE - 2000m**  
 18 May 2024 - 16:39  
 Track Rating: Soft 7, Weather: Fine, Rail Position: True



BRISBANE  
RACING CLUB

Section	Overall	1800m	1600m	1400m	1200m	1000m	800m	600m	400m	200m
Section Times	2:07.52 [5] (0:14.44)	1:53.08 [3] (0:11.99)	1:41.09 [3] (0:12.92)	1:28.17 [2] (0:12.77)	1:15.40 [2] (0:12.71)	1:02.69 [2] (0:13.13)	0:49.56 [2] (0:12.83)	0:36.73 [2] (0:12.25)	0:24.48 [3] (0:12.00)	0:12.48 [4] (0:12.48)
Average Speed [km/h]	49.9	59.3	55.8	56.6	56.8	55.0	56.2	58.7	60.0	57.8
Top Speed [km/h]	63.9	62.9	57.5	57.2	57.5	55.7	58.0	60.1	61.2	60.4
Avg. Dist. to Rail [m]	8.2	2.1	0.9	1.1	1.5	1.8	0.6	0.4	1.4	4.4
Avg. Stride Freq. [Hz]	2.2	2.2	2.1	2.1	2.1	2.1	2.1	2.2	2.2	2.2
Avg. Stride Length [m]	6.2	7.4	7.3	7.4	7.4	7.3	7.4	7.5	7.5	7.4



- [ ] Ranking at each section and finish
- .-.- No data available at this section
- NA No data available



Horse/Jockey Name	Warialda Warrior
Final Rank	6
Fastest Section Time (Section)	0:11.67 (400m)
Top Speed [km/h] (Section)	63.8 (400m)
Race State	Finished

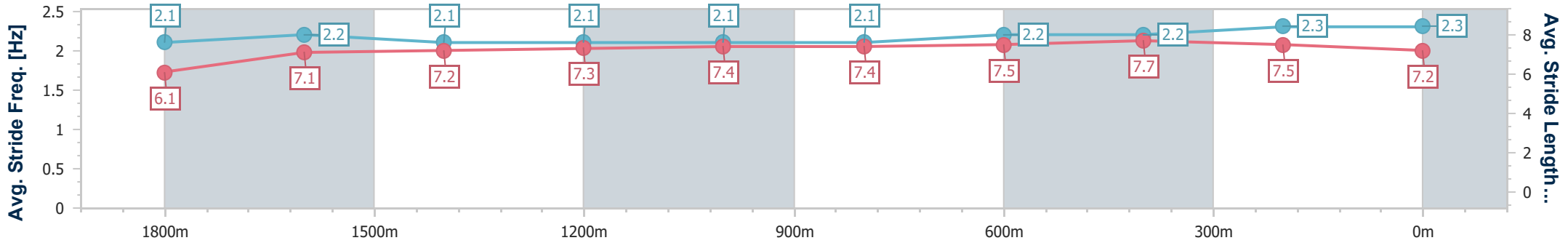
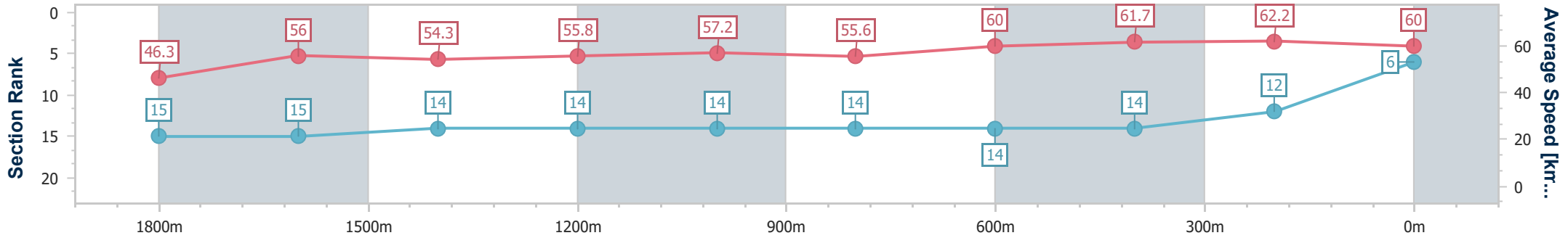


**Doomben QLD Professional**  
**Race 9: SEVEN ROUGH HABIT PLATE - 2000m**  
 18 May 2024 - 16:39  
 Track Rating: Soft 7, Weather: Fine, Rail Position: True



BRISBANE  
RACING CLUB

Section	Overall	1800m	1600m	1400m	1200m	1000m	800m	600m	400m	200m
Section Times	2:07.54 [6] (0:15.59)	1:51.95 [15] (0:12.71)	1:39.24 [15] (0:13.17)	1:26.07 [14] (0:12.87)	1:13.20 [14] (0:12.62)	1:00.58 [14] (0:12.94)	0:47.64 [14] (0:12.10)	0:35.54 [14] (0:11.85)	0:23.69 [14] (0:11.67)	0:12.02 [12] (0:12.02)
Average Speed [km/h]	46.3	56.0	54.3	55.8	57.2	55.6	60.0	61.7	62.2	60.0
Top Speed [km/h]	59.8	60.1	55.3	58.4	58.4	57.1	62.7	62.1	63.8	62.5
Avg. Dist. to Rail [m]	6.4	1.7	1.6	0.5	0.9	0.9	0.9	2.9	6.8	10.9
Avg. Stride Freq. [Hz]	2.1	2.2	2.1	2.1	2.1	2.1	2.2	2.2	2.3	2.3
Avg. Stride Length [m]	6.1	7.1	7.2	7.3	7.4	7.4	7.5	7.7	7.5	7.2



- [ ] Ranking at each section and finish
- .-.- No data available at this section
- NA No data available



Horse/Jockey Name	Port Lockroy
Final Rank	7
Fastest Section Time (Section)	0:12.03 (400m)
Top Speed [km/h] (Section)	63.5 (Overall)
Race State	Finished

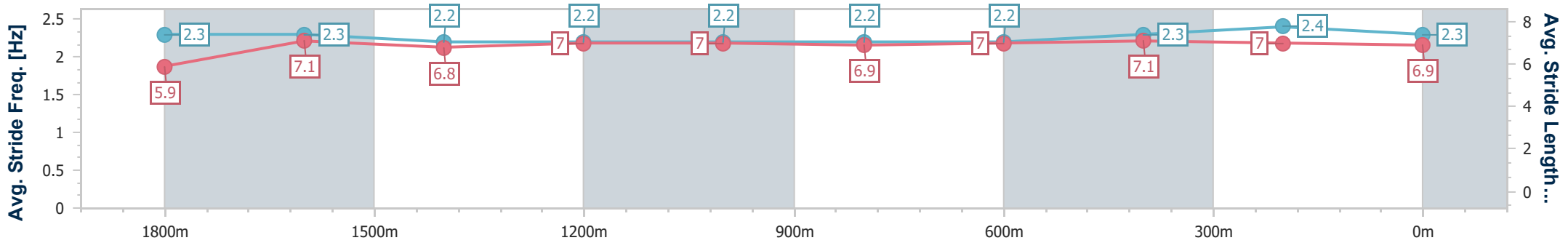
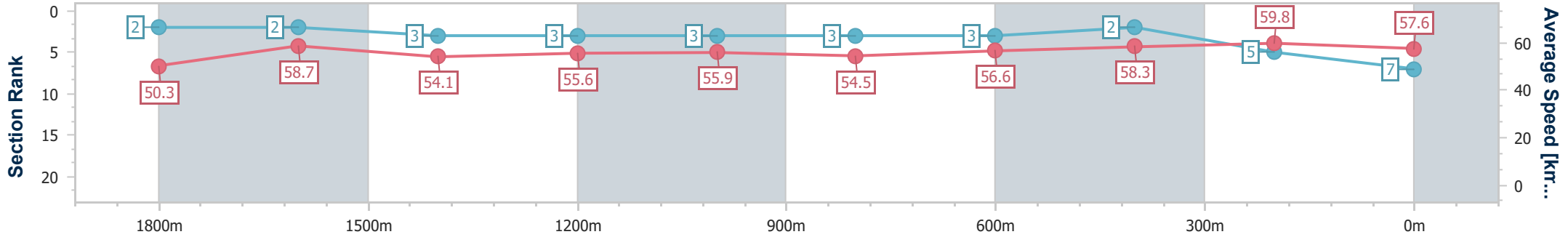


**Doomben QLD Professional**  
**Race 9: SEVEN ROUGH HABIT PLATE - 2000m**  
 18 May 2024 - 16:39  
 Track Rating: Soft 7, Weather: Fine, Rail Position: True



BRISBANE  
RACING CLUB

Section	Overall	1800m	1600m	1400m	1200m	1000m	800m	600m	400m	200m
Section Times	2:07.55 [7] (0:14.28)	1:53.27 [2] (0:12.04)	1:41.23 [2] (0:13.11)	1:28.12 [3] (0:12.78)	1:15.34 [3] (0:12.88)	1:02.46 [3] (0:13.14)	0:49.32 [3] (0:12.64)	0:36.68 [3] (0:12.15)	0:24.53 [2] (0:12.03)	0:12.50 [5] (0:12.50)
Average Speed [km/h]	50.3	58.7	54.1	55.6	55.9	54.5	56.6	58.3	59.8	57.6
Top Speed [km/h]	63.5	62.2	55.3	55.9	57.2	56.2	57.8	59.7	60.4	60.4
Avg. Dist. to Rail [m]	3.2	3.4	3.1	2.3	1.2	0.7	1.5	2.1	1.4	3.9
Avg. Stride Freq. [Hz]	2.3	2.3	2.2	2.2	2.2	2.2	2.2	2.3	2.4	2.3
Avg. Stride Length [m]	5.9	7.1	6.8	7.0	7.0	6.9	7.0	7.1	7.0	6.9



- [ ] Ranking at each section and finish
- .-.- No data available at this section
- NA No data available



Horse/Jockey Name	Gold Bullion
Final Rank	8
Fastest Section Time (Section)	0:11.69 (400m)
Top Speed [km/h] (Section)	63.5 (400m)
Race State	Finished

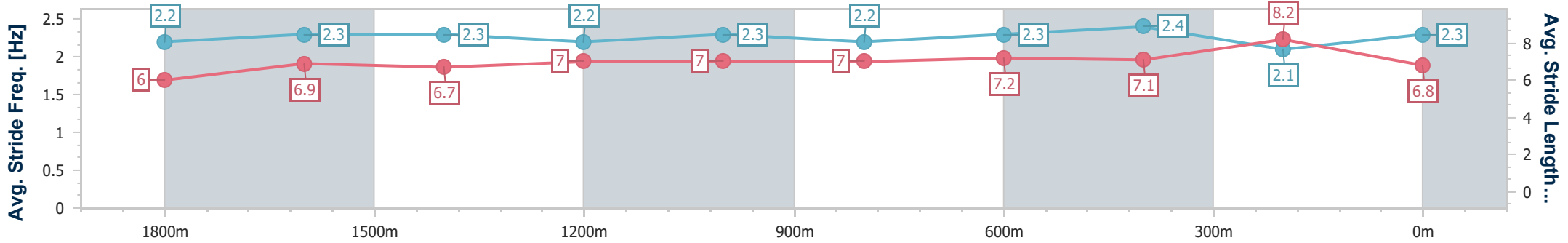
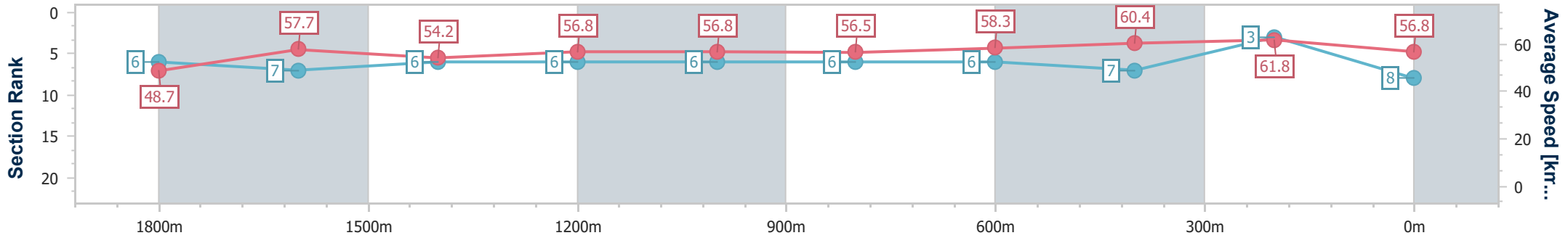


**Doomben QLD Professional**  
**Race 9: SEVEN ROUGH HABIT PLATE - 2000m**  
 18 May 2024 - 16:39  
 Track Rating: Soft 7, Weather: Fine, Rail Position: True



BRISBANE  
RACING CLUB

Section	Overall	1800m	1600m	1400m	1200m	1000m	800m	600m	400m	200m
Section Times	2:07.72 [8] (0:14.78)	1:52.94 [6] (0:12.39)	1:40.55 [7] (0:13.32)	1:27.23 [6] (0:12.82)	1:14.41 [6] (0:12.68)	1:01.73 [6] (0:12.83)	0:48.90 [6] (0:12.48)	0:36.42 [6] (0:12.02)	0:24.40 [7] (0:11.69)	0:12.71 [3] (0:12.71)
Average Speed [km/h]	48.7	57.7	54.2	56.8	56.8	56.5	58.3	60.4	61.8	56.8
Top Speed [km/h]	60.6	61.0	55.6	57.4	57.5	57.4	61.1	61.2	63.5	60.1
Avg. Dist. to Rail [m]	2.6	1.2	1.1	1.6	2.6	2.5	1.5	1.9	3.5	7.2
Avg. Stride Freq. [Hz]	2.2	2.3	2.3	2.2	2.3	2.2	2.3	2.4	2.1	2.3
Avg. Stride Length [m]	6.0	6.9	6.7	7.0	7.0	7.0	7.2	7.1	8.2	6.8



- [ ] Ranking at each section and finish
- .-.- No data available at this section
- NA No data available



Horse/Jockey Name	Purveyor
Final Rank	9
Fastest Section Time (Section)	0:11.84 (400m)
Top Speed [km/h] (Section)	62.2 (400m)
Race State	Finished

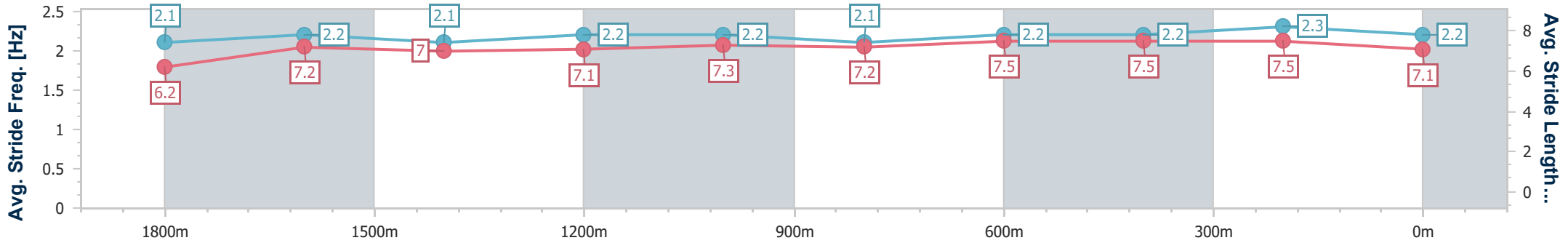
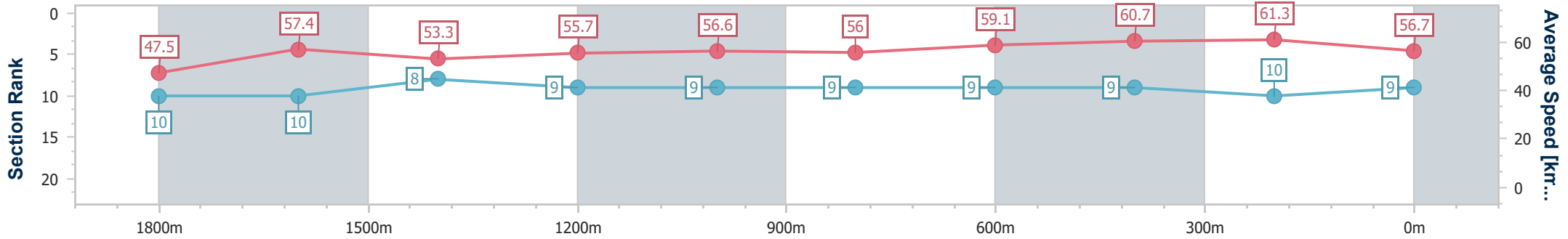


**Doomben QLD Professional**  
**Race 9: SEVEN ROUGH HABIT PLATE - 2000m**  
 18 May 2024 - 16:39  
 Track Rating: Soft 7, Weather: Fine, Rail Position: True



BRISBANE  
RACING CLUB

Section	Overall	1800m	1600m	1400m	1200m	1000m	800m	600m	400m	200m
Section Times	2:08.05 [9] (0:15.14)	1:52.91 [10] (0:12.33)	1:40.58 [10] (0:13.32)	1:27.26 [8] (0:12.90)	1:14.36 [9] (0:12.73)	1:01.63 [9] (0:12.89)	0:48.74 [9] (0:12.21)	0:36.53 [9] (0:11.99)	0:24.54 [9] (0:11.84)	0:12.70 [10] (0:12.70)
Average Speed [km/h]	47.5	57.4	53.3	55.7	56.6	56.0	59.1	60.7	61.3	56.7
Top Speed [km/h]	60.4	59.7	54.8	56.6	57.0	57.0	60.6	61.3	62.2	60.2
Avg. Dist. to Rail [m]	2.4	3.4	2.5	0.5	1.0	0.9	0.6	1.9	5.4	9.0
Avg. Stride Freq. [Hz]	2.1	2.2	2.1	2.2	2.2	2.1	2.2	2.2	2.3	2.2
Avg. Stride Length [m]	6.2	7.2	7.0	7.1	7.3	7.2	7.5	7.5	7.5	7.1



- [ ] Ranking at each section and finish
- .-.- No data available at this section
- NA No data available



Horse/Jockey Name	Kirikan
Final Rank	10
Fastest Section Time (Section)	0:11.95 (600m)
Top Speed [km/h] (Section)	61.6 (1800m)
Race State	Finished

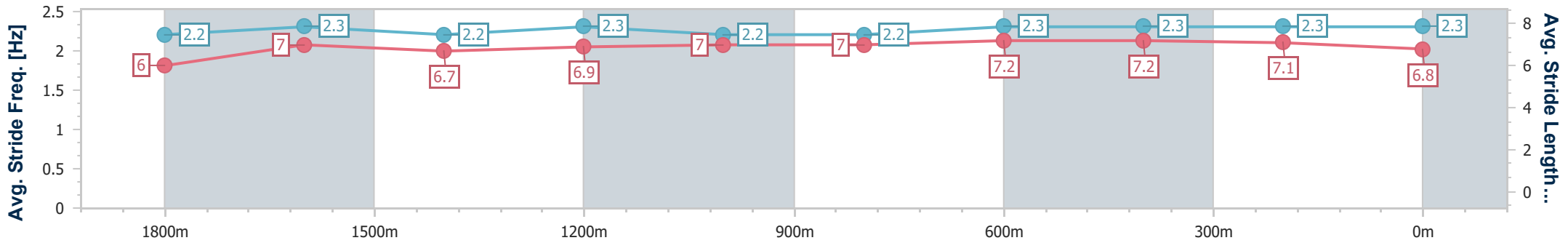
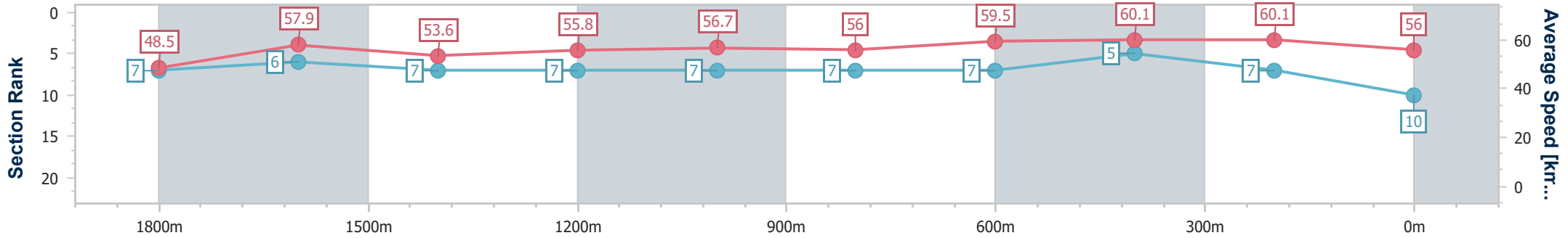


**Doomben QLD Professional**  
**Race 9: SEVEN ROUGH HABIT PLATE - 2000m**  
 18 May 2024 - 16:39  
 Track Rating: Soft 7, Weather: Fine, Rail Position: True



BRISBANE  
RACING CLUB

Section	Overall	1800m	1600m	1400m	1200m	1000m	800m	600m	400m	200m
Section Times	2:08.13 [10] (0:14.88)	1:53.25 [7] (0:12.27)	1:40.98 [6] (0:13.37)	1:27.61 [7] (0:12.99)	1:14.62 [7] (0:12.69)	1:01.93 [7] (0:12.90)	0:49.03 [7] (0:12.20)	0:36.83 [7] (0:11.95)	0:24.88 [5] (0:12.00)	0:12.88 [7] (0:12.88)
Average Speed [km/h]	48.5	57.9	53.6	55.8	56.7	56.0	59.5	60.1	60.1	56.0
Top Speed [km/h]	61.4	61.6	55.2	56.6	57.2	57.0	61.0	61.3	60.9	59.8
Avg. Dist. to Rail [m]	1.7	2.7	1.1	1.0	2.7	2.7	0.8	0.3	3.7	8.0
Avg. Stride Freq. [Hz]	2.2	2.3	2.2	2.3	2.2	2.2	2.3	2.3	2.3	2.3
Avg. Stride Length [m]	6.0	7.0	6.7	6.9	7.0	7.0	7.2	7.2	7.1	6.8



- [ ] Ranking at each section and finish
- .-.- No data available at this section
- NA No data available



Horse/Jockey Name	Mannerheim
Final Rank	11
Fastest Section Time (Section)	0:11.60 (400m)
Top Speed [km/h] (Section)	63.0 (400m)
Race State	Finished

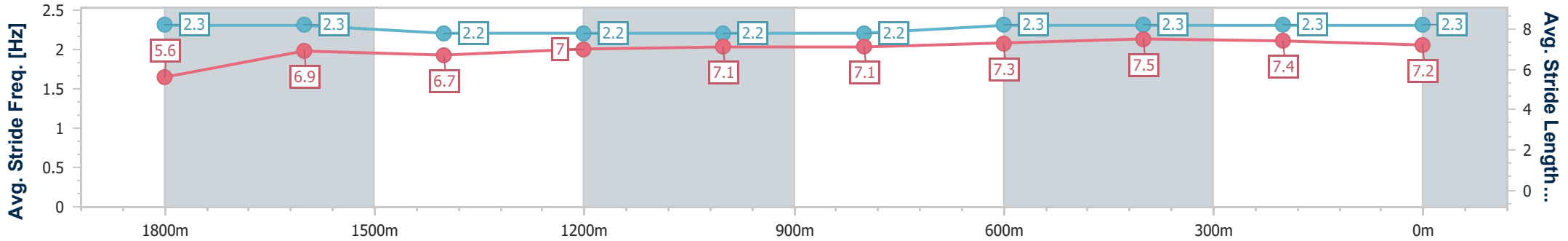
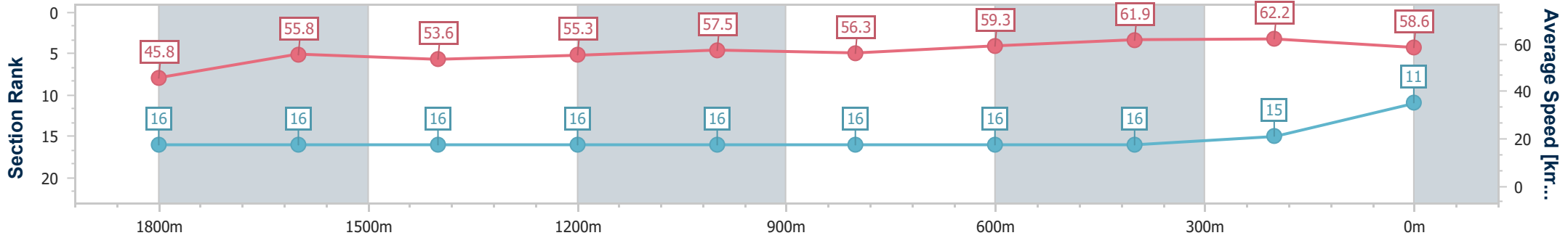


**Doomben QLD Professional**  
**Race 9: SEVEN ROUGH HABIT PLATE - 2000m**  
 18 May 2024 - 16:39  
 Track Rating: Soft 7, Weather: Fine, Rail Position: True



BRISBANE  
RACING CLUB

Section	Overall	1800m	1600m	1400m	1200m	1000m	800m	600m	400m	200m
Section Times	2:08.15 [11] (0:15.71)	1:52.44 [16] (0:12.77)	1:39.67 [16] (0:13.32)	1:26.35 [16] (0:13.07)	1:13.28 [16] (0:12.54)	1:00.74 [16] (0:12.82)	0:47.92 [16] (0:12.25)	0:35.67 [16] (0:11.76)	0:23.91 [16] (0:11.60)	0:12.31 [15] (0:12.31)
Average Speed [km/h]	45.8	55.8	53.6	55.3	57.5	56.3	59.3	61.9	62.2	58.6
Top Speed [km/h]	59.6	59.9	54.8	57.8	58.2	57.5	62.1	62.5	63.0	61.3
Avg. Dist. to Rail [m]	6.9	1.9	1.5	0.5	1.8	1.7	1.5	2.1	3.6	5.0
Avg. Stride Freq. [Hz]	2.3	2.3	2.2	2.2	2.2	2.2	2.3	2.3	2.3	2.3
Avg. Stride Length [m]	5.6	6.9	6.7	7.0	7.1	7.1	7.3	7.5	7.4	7.2



- [ ] Ranking at each section and finish
- .-.- No data available at this section
- NA No data available



Horse/Jockey Name	Ichiban
Final Rank	12
Fastest Section Time (Section)	0:11.96 (600m)
Top Speed [km/h] (Section)	62.2 (600m)
Race State	Finished

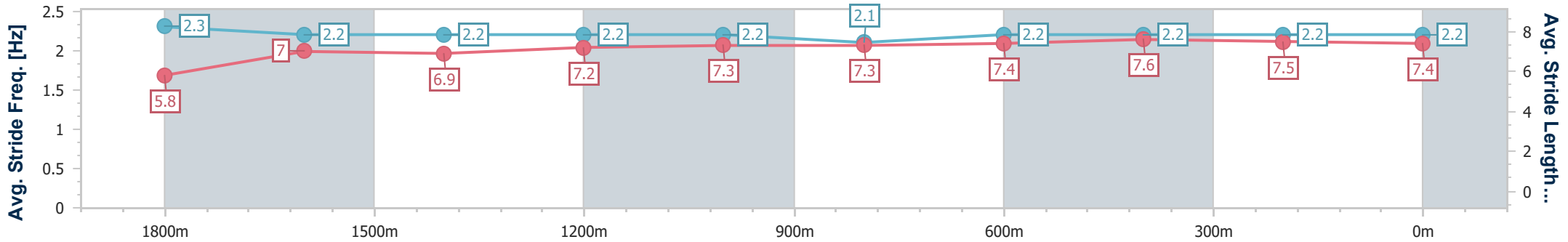
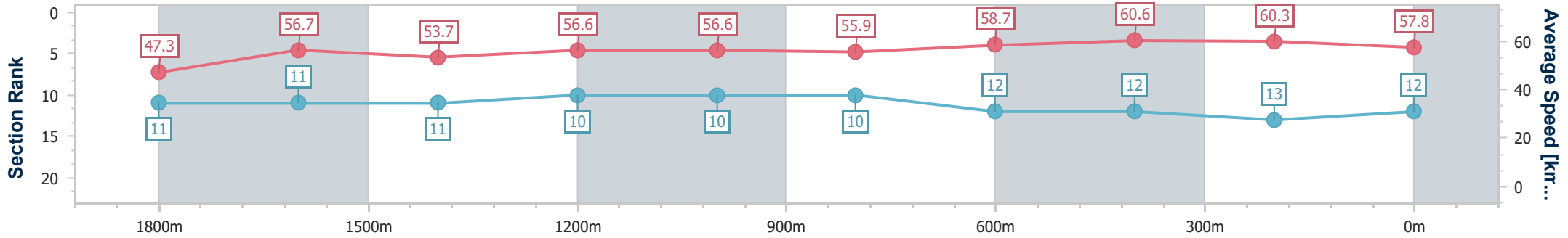


**Doomben QLD Professional**  
**Race 9: SEVEN ROUGH HABIT PLATE - 2000m**  
 18 May 2024 - 16:39  
 Track Rating: Soft 7, Weather: Fine, Rail Position: True



BRISBANE  
RACING CLUB

Section	Overall	1800m	1600m	1400m	1200m	1000m	800m	600m	400m	200m
Section Times	2:08.19 [12] (0:15.26)	1:52.93 [11] (0:12.51)	1:40.42 [11] (0:13.33)	1:27.09 [11] (0:12.74)	1:14.35 [10] (0:12.70)	1:01.65 [10] (0:12.93)	0:48.72 [10] (0:12.32)	0:36.40 [12] (0:11.96)	0:24.44 [12] (0:12.00)	0:12.44 [13] (0:12.44)
Average Speed [km/h]	47.3	56.7	53.7	56.6	56.6	55.9	58.7	60.6	60.3	57.8
Top Speed [km/h]	60.1	59.2	54.6	57.5	57.6	56.9	61.5	62.2	61.6	60.4
Avg. Dist. to Rail [m]	4.0	2.3	1.0	0.5	1.8	2.3	0.8	0.9	3.9	8.4
Avg. Stride Freq. [Hz]	2.3	2.2	2.2	2.2	2.2	2.1	2.2	2.2	2.2	2.2
Avg. Stride Length [m]	5.8	7.0	6.9	7.2	7.3	7.3	7.4	7.6	7.5	7.4



- [ ] Ranking at each section and finish
- .-.- No data available at this section
- NA No data available





Horse/Jockey Name	Kadavar
Final Rank	13
Fastest Section Time (Section)	0:11.85 (600m)
Top Speed [km/h] (Section)	62.8 (800m)
Race State	Finished

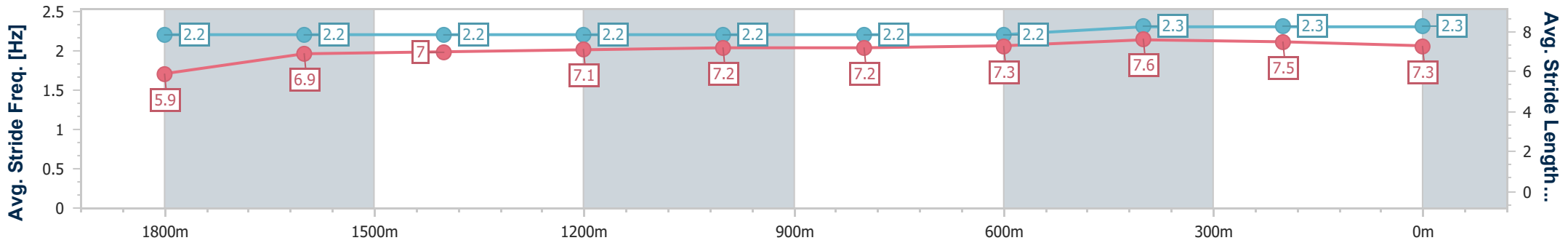
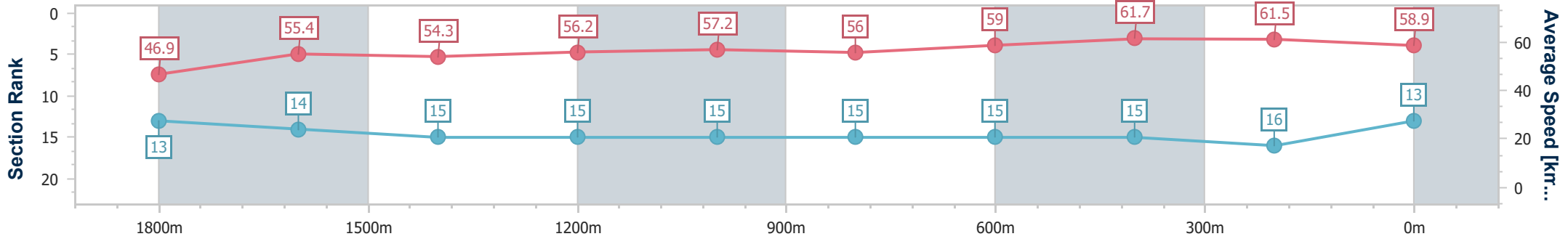


Doomben QLD Professional  
 Race 9: SEVEN ROUGH HABIT PLATE - 2000m  
 18 May 2024 - 16:39  
 Track Rating: Soft 7, Weather: Fine, Rail Position: True



BRISBANE  
 RACING CLUB

Section	Overall	1800m	1600m	1400m	1200m	1000m	800m	600m	400m	200m
Section Times	2:08.20 [13] (0:15.39)	1:52.81 [13] (0:12.89)	1:39.92 [14] (0:13.29)	1:26.63 [15] (0:12.91)	1:13.72 [15] (0:12.57)	1:01.15 [15] (0:12.97)	0:48.18 [15] (0:12.23)	0:35.95 [15] (0:11.85)	0:24.10 [15] (0:11.87)	0:12.23 [16] (0:12.23)
Average Speed [km/h]	46.9	55.4	54.3	56.2	57.2	56.0	59.0	61.7	61.5	58.9
Top Speed [km/h]	61.6	60.4	55.5	58.5	58.4	57.4	62.8	62.7	61.8	61.3
Avg. Dist. to Rail [m]	9.0	1.1	0.7	1.2	1.9	2.4	1.3	2.7	6.9	10.1
Avg. Stride Freq. [Hz]	2.2	2.2	2.2	2.2	2.2	2.2	2.2	2.3	2.3	2.3
Avg. Stride Length [m]	5.9	6.9	7.0	7.1	7.2	7.2	7.3	7.6	7.5	7.3



- [ ] Ranking at each section and finish
- .-.- No data available at this section
- NA No data available



Horse/Jockey Name	More Trouble
Final Rank	14
Fastest Section Time (Section)	0:12.09 (1800m)
Top Speed [km/h] (Section)	62.7 (Overall)
Race State	Finished

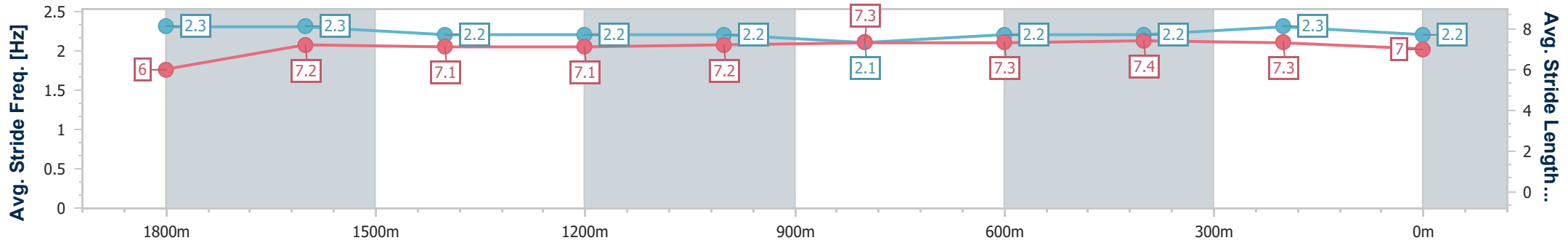
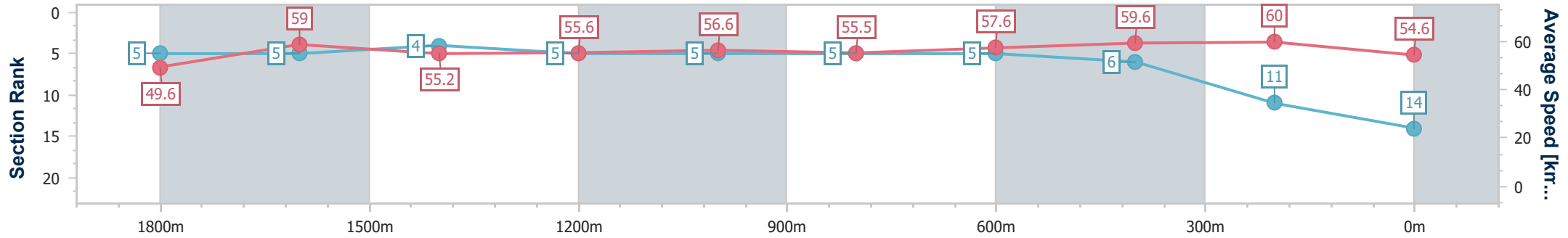


**Doomben QLD Professional**  
**Race 9: SEVEN ROUGH HABIT PLATE - 2000m**  
 18 May 2024 - 16:39  
 Track Rating: Soft 7, Weather: Fine, Rail Position: True



BRISBANE  
RACING CLUB

Section	Overall	1800m	1600m	1400m	1200m	1000m	800m	600m	400m	200m
Section Times	2:08.52 [14] (0:14.51)	1:54.01 [5] (0:12.09)	1:41.92 [5] (0:13.02)	1:28.90 [4] (0:13.02)	1:15.88 [5] (0:12.77)	1:03.11 [5] (0:13.02)	0:50.09 [5] (0:12.63)	0:37.46 [5] (0:12.20)	0:25.26 [6] (0:12.10)	0:13.16 [11] (0:13.16)
Average Speed [km/h]	49.6	59.0	55.2	55.6	56.6	55.5	57.6	59.6	60.0	54.6
Top Speed [km/h]	62.7	62.3	57.2	57.2	57.8	56.3	59.4	60.3	61.4	58.7
Avg. Dist. to Rail [m]	1.5	1.7	0.8	1.2	1.9	2.2	1.7	1.7	5.0	7.3
Avg. Stride Freq. [Hz]	2.3	2.3	2.2	2.2	2.2	2.1	2.2	2.2	2.3	2.2
Avg. Stride Length [m]	6.0	7.2	7.1	7.1	7.2	7.3	7.3	7.4	7.3	7.0



- [ ] Ranking at each section and finish
- .-.- No data available at this section
- NA No data available



Horse/Jockey Name	Long Genes
Final Rank	15
Fastest Section Time (Section)	0:11.97 (400m)
Top Speed [km/h] (Section)	61.5 (600m)
Race State	Finished

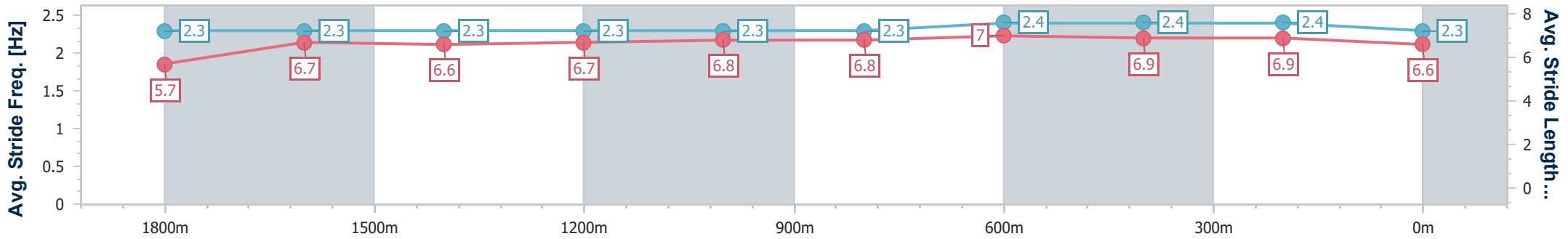
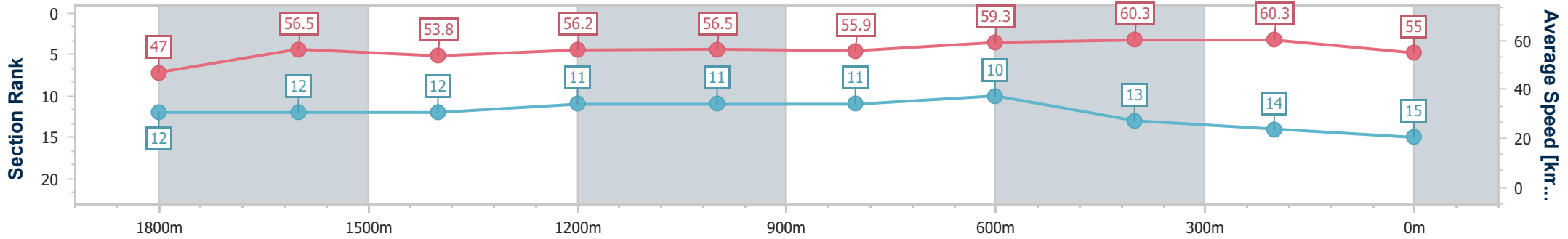


**Doomben QLD Professional**  
**Race 9: SEVEN ROUGH HABIT PLATE - 2000m**  
 18 May 2024 - 16:39  
 Track Rating: Soft 7, Weather: Fine, Rail Position: True



BRISBANE  
RACING CLUB

Section	Overall	1800m	1600m	1400m	1200m	1000m	800m	600m	400m	200m
Section Times	2:08.88 [15] (0:15.32)	1:53.56 [12] (0:12.58)	1:40.98 [12] (0:13.22)	1:27.76 [12] (0:12.81)	1:14.95 [11] (0:12.74)	1:02.21 [11] (0:12.87)	0:49.34 [11] (0:12.23)	0:37.11 [10] (0:12.05)	0:25.06 [13] (0:11.97)	0:13.09 [14] (0:13.09)
Average Speed [km/h]	47.0	56.5	53.8	56.2	56.5	55.9	59.3	60.3	60.3	55.0
Top Speed [km/h]	59.6	59.4	56.2	57.6	56.8	56.7	61.4	61.5	61.4	59.2
Avg. Dist. to Rail [m]	3.3	2.5	2.0	0.6	1.1	1.4	1.2	1.8	1.5	4.2
Avg. Stride Freq. [Hz]	2.3	2.3	2.3	2.3	2.3	2.3	2.4	2.4	2.4	2.3
Avg. Stride Length [m]	5.7	6.7	6.6	6.7	6.8	6.8	7.0	6.9	6.9	6.6



- [ ] Ranking at each section and finish
- .-.- No data available at this section
- NA No data available



Horse/Jockey Name	Captain Fenkel
Final Rank	16
Fastest Section Time (Section)	0:11.86 (1800m)
Top Speed [km/h] (Section)	65.2 (Overall)
Race State	Finished

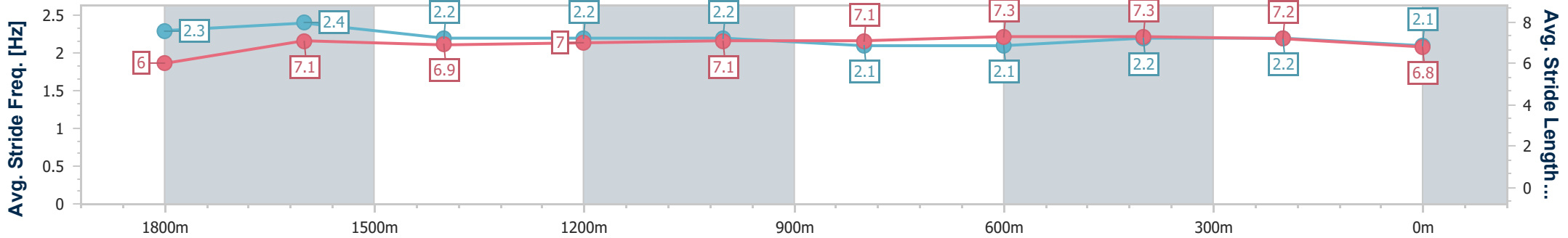
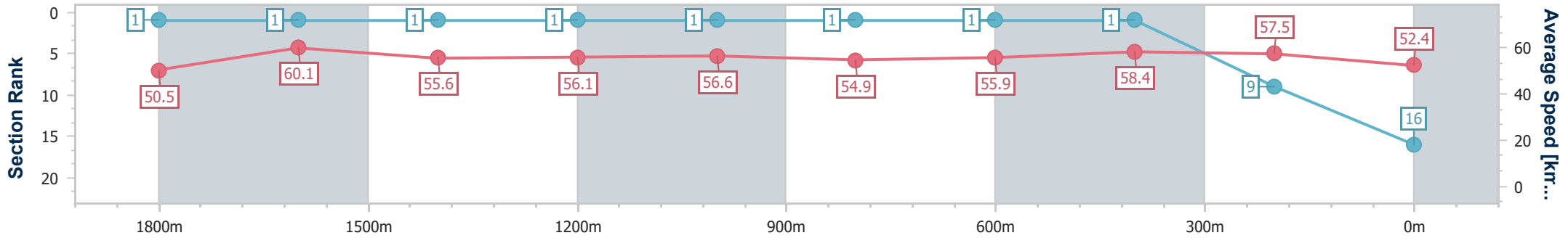


**Doomben QLD Professional**  
**Race 9: SEVEN ROUGH HABIT PLATE - 2000m**  
 18 May 2024 - 16:39  
 Track Rating: Soft 7, Weather: Fine, Rail Position: True



BRISBANE  
RACING CLUB

Section	Overall	1800m	1600m	1400m	1200m	1000m	800m	600m	400m	200m
Section Times	2:09.02 [16] (0:14.24)	1:54.78 [1] (0:11.86)	1:42.92 [1] (0:12.86)	1:30.06 [1] (0:12.85)	1:17.21 [1] (0:12.76)	1:04.45 [1] (0:13.13)	0:51.32 [1] (0:12.89)	0:38.43 [1] (0:12.22)	0:26.21 [1] (0:12.47)	0:13.74 [9] (0:13.74)
Average Speed [km/h]	50.5	60.1	55.6	56.1	56.6	54.9	55.9	58.4	57.5	52.4
Top Speed [km/h]	65.2	63.8	56.3	57.0	57.3	56.0	58.0	58.8	58.5	56.2
Avg. Dist. to Rail [m]	8.1	2.2	1.1	0.5	1.4	1.4	0.4	1.5	1.1	0.4
Avg. Stride Freq. [Hz]	2.3	2.4	2.2	2.2	2.2	2.1	2.1	2.2	2.2	2.1
Avg. Stride Length [m]	6.0	7.1	6.9	7.0	7.1	7.1	7.3	7.3	7.2	6.8



- [ ] Ranking at each section and finish
- .-.- No data available at this section
- NA No data available