



Doomben QLD Professional

Race 8: LADBROKES DOOMBEN 10,000 - 1200m

18 May 2024 - 16:02



BRISBANE
RACING CLUB

Track Rating: Soft 7, Weather: Fine, Rail Position: True

Section													
Field Times		Overall	1000m	800m	600m	400m	200m	Last 600m					
		1:10.60 (0:13.12)	0:57.48 (0:10.64)	0:46.84 (0:11.36)	0:35.48 (0:11.90)	0:23.58 (0:11.70)	0:11.88 (0:11.88)	0:35.48					
Rank	TAB Horse/Jockey	Barrier	Top Speed [km/h]	Fastest Section							Margin	Distance Travelled [m]	
1	5 BELLA NIPOTINA Craig Williams	3	66.4 Overall	0:11.08 400m	1:10.60 [1] (0:13.76)	0:56.84 [7] (0:11.10)	0:45.74 [7] (0:11.50)	0:34.24 [7] (0:11.49)	0:22.75 [8] (0:11.08)	0:11.67 [7] (0:11.67)	1:10.60	0:34.24	
2	1 I WISH I WIN James McDonald	1	66.0 Overall	0:11.17 1000m	1:10.61 [2] (0:13.52)	0:57.09 [4] (0:11.17)	0:45.92 [5] (0:11.34)	0:34.58 [5] (0:11.43)	0:23.15 [4] (0:11.27)	0:11.88 [2] (0:11.88)	0.05L	0:34.58	+1
3	7 ESPIONA Nash Rawiller	9	66.9 600m	0:11.19 600m	1:10.78 [3] (0:13.81)	0:56.97 [9] (0:11.26)	0:45.71 [9] (0:11.29)	0:34.42 [7] (0:11.19)	0:23.23 [5] (0:11.25)	0:11.98 [4] (0:11.98)	1.04L	0:34.42	+4
4	2 PRIVATE EYE Blake Shinn	6	66.0 1000m	0:11.16 1000m	1:10.82 [4] (0:13.69)	0:57.13 [6] (0:11.16)	0:45.97 [6] (0:11.33)	0:34.64 [6] (0:11.57)	0:23.07 [7] (0:11.17)	0:11.90 [6] (0:11.90)	1.24L	0:34.64	+1
5	9 STEFI MAGNETICA Tim Clark	4	66.4 1000m	0:11.18 400m	1:10.86 [5] (0:13.78)	0:57.08 [8] (0:11.29)	0:45.79 [8] (0:11.49)	0:34.30 [9] (0:11.35)	0:22.95 [9] (0:11.18)	0:11.77 [8] (0:11.77)	1.48L	0:34.30	-2
6	6 CHAIN OF LIGHTNING Jamie Kah	5	66.9 Overall	0:10.99 1000m	1:11.10 [6] (0:13.37)	0:57.73 [3] (0:10.99)	0:46.74 [3] (0:11.31)	0:35.43 [3] (0:11.66)	0:23.77 [3] (0:11.41)	0:12.36 [3] (0:12.36)	2.93L	0:35.43	+3
7	3 MAZU Tyler Schiller	8	69.3 Overall	0:10.77 1000m	1:11.11 [7] (0:13.20)	0:57.91 [2] (0:10.77)	0:47.14 [2] (0:11.36)	0:35.78 [2] (0:11.72)	0:24.06 [2] (0:11.67)	0:12.39 [1] (0:12.39)	2.97L	0:35.78	-2
8	8 WEE NESSY Adam Hyeronimus	2	67.3 1000m	0:10.96 1000m	1:11.71 [8] (0:13.62)	0:58.09 [5] (0:10.96)	0:47.13 [4] (0:11.44)	0:35.69 [4] (0:11.56)	0:24.13 [6] (0:11.31)	0:12.82 [5] (0:12.82)	6.49L	0:35.69	+3
9	4 BODY BOB Danny Beasley	7	70.3 1000m	0:10.64 1000m	1:14.17 [9] (0:13.12)	1:01.05 [1] (0:10.64)	0:50.41 [1] (0:11.36)	0:39.05 [1] (0:11.90)	0:27.15 [1] (0:12.46)	0:14.69 [9] (0:14.69)	20.99L	0:39.05	-8



Horse/Jockey Name	Bella Nipotina
Final Rank	1
Fastest Section Time (Section)	0:11.08 (400m)
Top Speed [km/h] (Section)	66.4 (Overall)
Race State	Finished

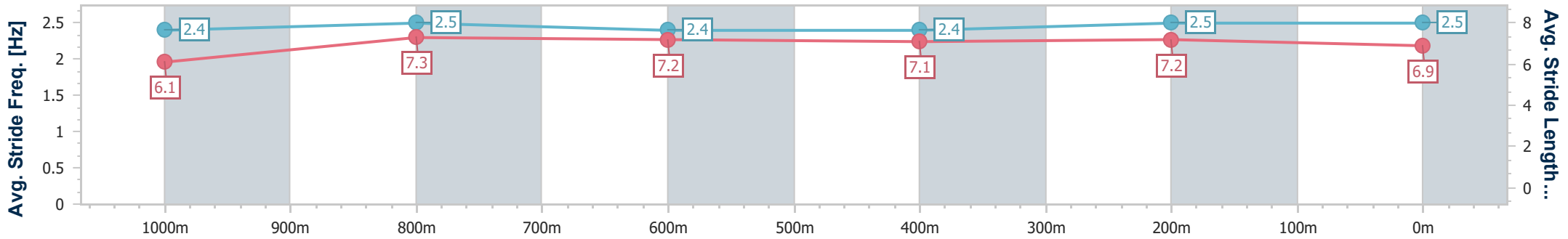
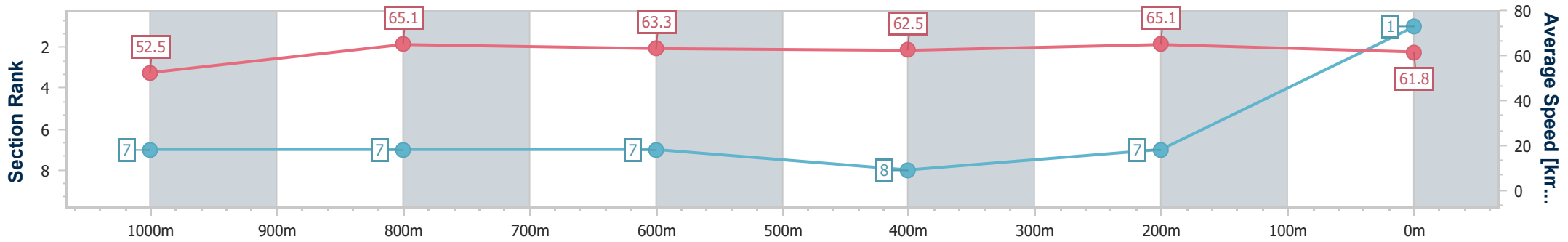


Doomben QLD Professional
Race 8: LADBROKES DOOMBEN 10,000 - 1200m
 18 May 2024 - 16:02
 Track Rating: Soft 7, Weather: Fine, Rail Position: True



BRISBANE
RACING CLUB

Section	Overall	1000m	800m	600m	400m	200m
Section Times	1:10.60 [1] (0:13.76)	0:56.84 [7] (0:11.10)	0:45.74 [7] (0:11.50)	0:34.24 [7] (0:11.49)	0:22.75 [8] (0:11.08)	0:11.67 [7]
Average Speed [km/h]	52.5	65.1	63.3	62.5	65.1	61.8
Top Speed [km/h]	66.4	66.3	64.2	63.9	65.8	65.2
Avg. Dist. to Rail [m]	2.8	1.5	2.0	1.2	4.9	8.7
Avg. Stride Freq. [Hz]	2.4	2.5	2.4	2.4	2.5	2.5
Avg. Stride Length [m]	6.1	7.3	7.2	7.1	7.2	6.9



- [] Ranking at each section and finish
- .-.- No data available at this section
- NA No data available



Horse/Jockey Name	I Wish I Win
Final Rank	2
Fastest Section Time (Section)	0:11.17 (1000m)
Top Speed [km/h] (Section)	66.0 (Overall)
Race State	Finished

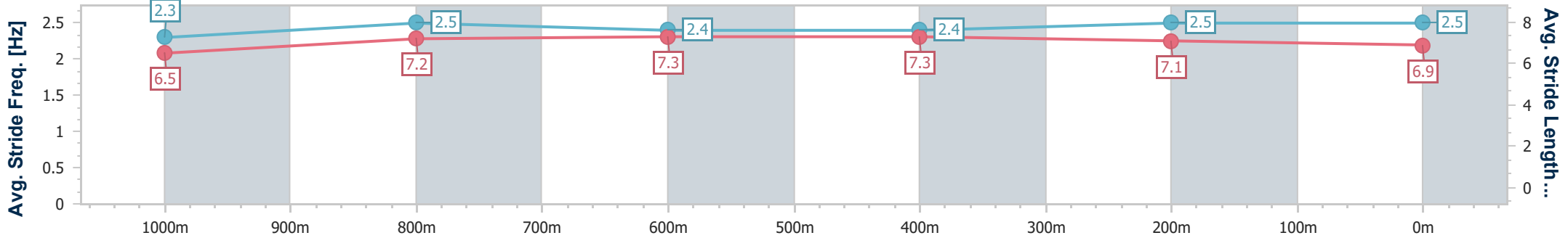
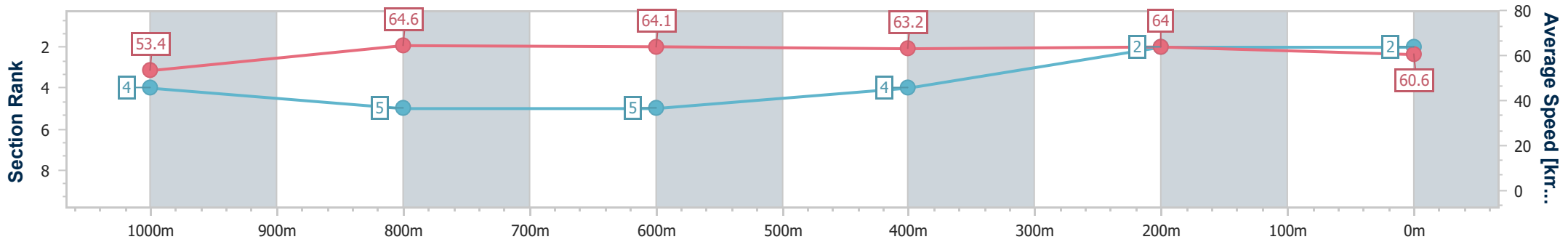


Doomben QLD Professional
Race 8: LADBROKES DOOMBEN 10,000 - 1200m
 18 May 2024 - 16:02
 Track Rating: Soft 7, Weather: Fine, Rail Position: True



BRISBANE
RACING CLUB

Section	Overall	1000m	800m	600m	400m	200m
Section Times	1:10.61 [2] (0:13.52)	0:57.09 [4] (0:11.17)	0:45.92 [5] (0:11.34)	0:34.58 [5] (0:11.43)	0:23.15 [4] (0:11.27)	0:11.88 [2] (0:11.88)
Average Speed [km/h]	53.4	64.6	64.1	63.2	64.0	60.6
Top Speed [km/h]	66.0	65.9	65.3	64.6	64.6	63.9
Avg. Dist. to Rail [m]	2.0	1.6	1.6	0.5	3.0	4.7
Avg. Stride Freq. [Hz]	2.3	2.5	2.4	2.4	2.5	2.5
Avg. Stride Length [m]	6.5	7.2	7.3	7.3	7.1	6.9



- [] Ranking at each section and finish
- .-.- No data available at this section
- NA No data available



Horse/Jockey Name	Espiona
Final Rank	3
Fastest Section Time (Section)	0:11.19 (600m)
Top Speed [km/h] (Section)	66.9 (600m)
Race State	Finished

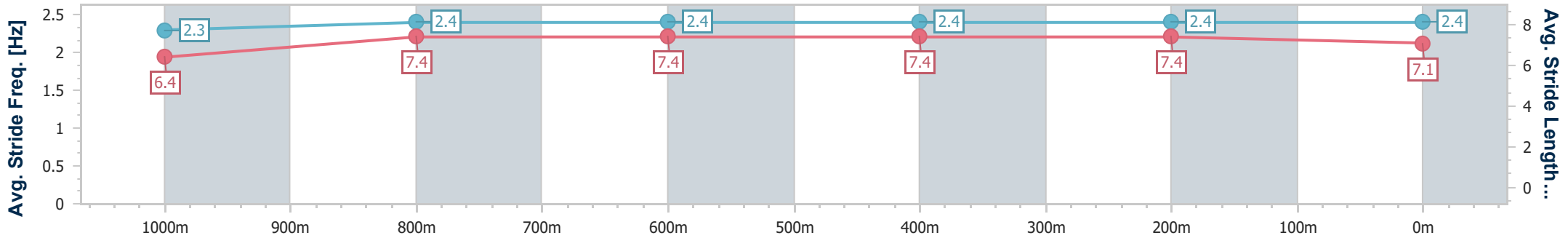
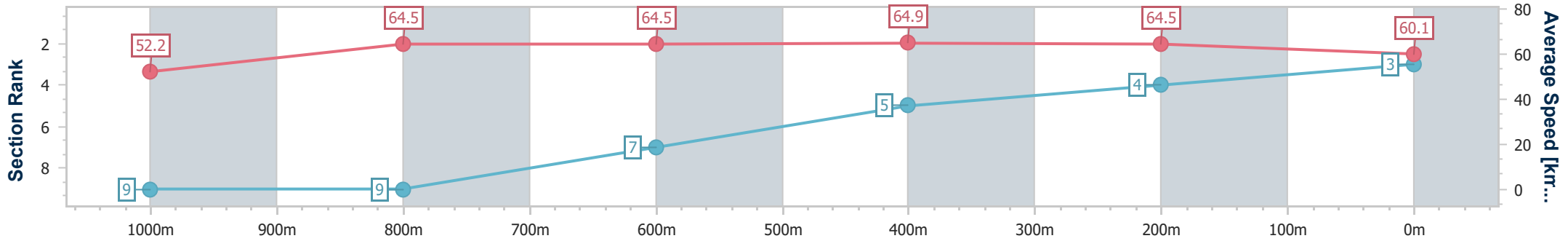


Doomben QLD Professional
Race 8: LADBROKES DOOMBEN 10,000 - 1200m
 18 May 2024 - 16:02
 Track Rating: Soft 7, Weather: Fine, Rail Position: True



BRISBANE
RACING CLUB

Section	Overall	1000m	800m	600m	400m	200m
Section Times	1:10.78 [3] (0:13.81)	0:56.97 [9] (0:11.26)	0:45.71 [9] (0:11.29)	0:34.42 [7] (0:11.19)	0:23.23 [5] (0:11.25)	0:11.98 [4]
Average Speed [km/h]	52.2	64.5	64.5	64.9	64.5	60.1
Top Speed [km/h]	66.0	65.5	65.8	66.9	65.7	63.1
Avg. Dist. to Rail [m]	6.8	3.6	2.7	1.6	6.2	8.8
Avg. Stride Freq. [Hz]	2.3	2.4	2.4	2.4	2.4	2.4
Avg. Stride Length [m]	6.4	7.4	7.4	7.4	7.4	7.1



- [] Ranking at each section and finish
- .-.- No data available at this section
- NA No data available



Horse/Jockey Name	Private Eye
Final Rank	4
Fastest Section Time (Section)	0:11.16 (1000m)
Top Speed [km/h] (Section)	66.0 (1000m)
Race State	Finished

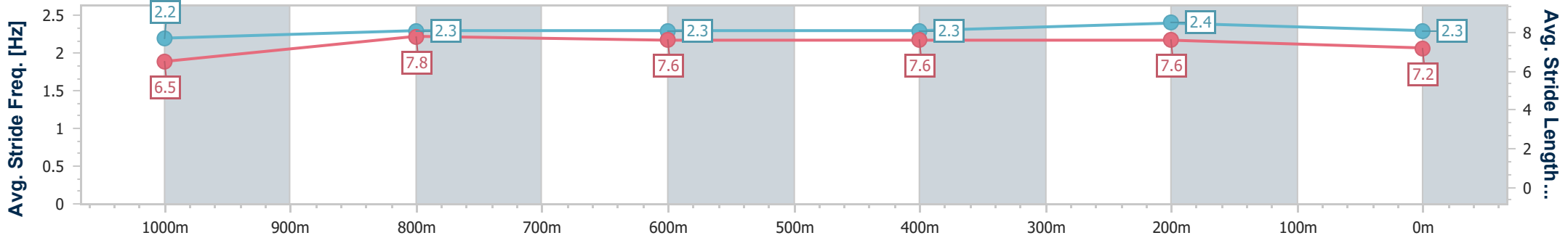
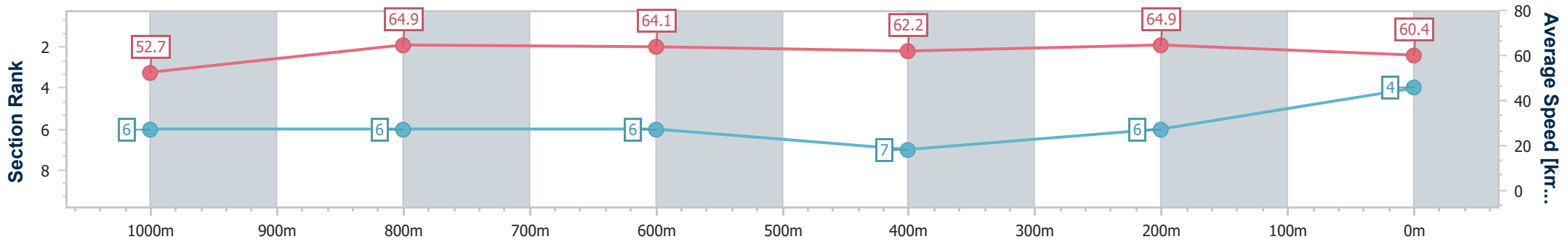


Doomben QLD Professional
Race 8: LADBROKES DOOMBEN 10,000 - 1200m
 18 May 2024 - 16:02
 Track Rating: Soft 7, Weather: Fine, Rail Position: True



BRISBANE
RACING CLUB

Section	Overall	1000m	800m	600m	400m	200m
Section Times	1:10.82 [4] (0:13.69)	0:57.13 [6] (0:11.16)	0:45.97 [6] (0:11.33)	0:34.64 [6] (0:11.57)	0:23.07 [7] (0:11.17)	0:11.90 [6] (0:11.90)
Average Speed [km/h]	52.7	64.9	64.1	62.2	64.9	60.4
Top Speed [km/h]	65.5	66.0	65.3	63.2	65.8	64.4
Avg. Dist. to Rail [m]	4.7	2.7	1.4	0.3	4.9	8.8
Avg. Stride Freq. [Hz]	2.2	2.3	2.3	2.3	2.4	2.3
Avg. Stride Length [m]	6.5	7.8	7.6	7.6	7.6	7.2



- [] Ranking at each section and finish
- .-.- No data available at this section
- NA No data available



Horse/Jockey Name	Stefi Magnetica
Final Rank	5
Fastest Section Time (Section)	0:11.18 (400m)
Top Speed [km/h] (Section)	66.4 (1000m)
Race State	Finished

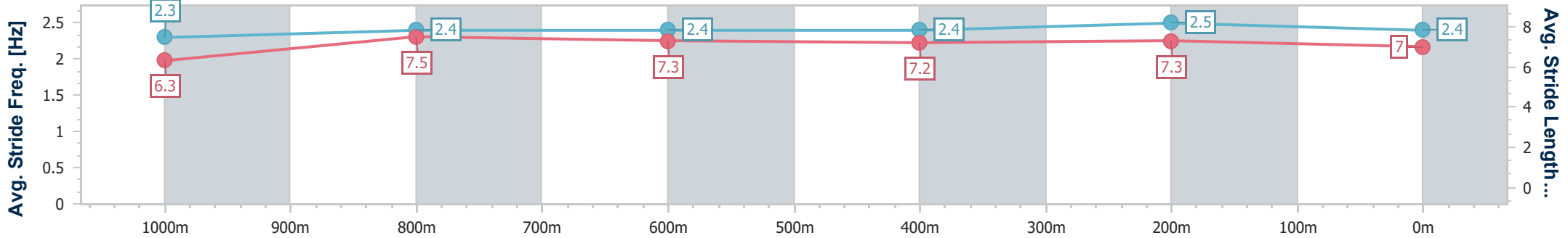
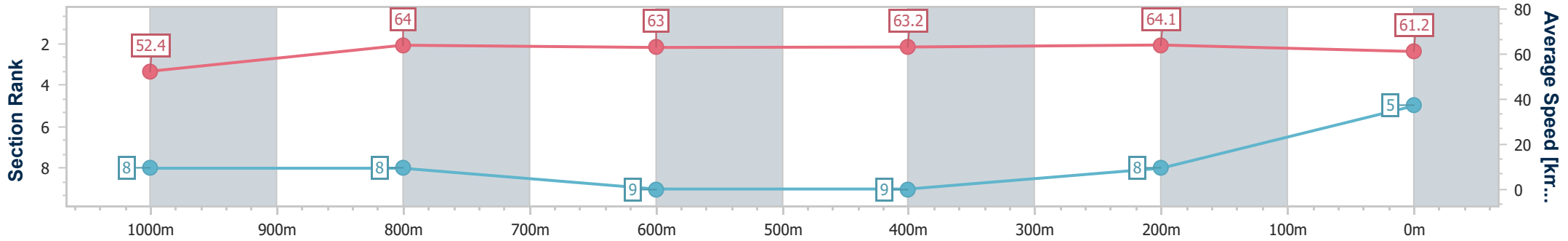


Doomben QLD Professional
Race 8: LADBROKES DOOMBEN 10,000 - 1200m
 18 May 2024 - 16:02
 Track Rating: Soft 7, Weather: Fine, Rail Position: True



BRISBANE
RACING CLUB

Section	Overall	1000m	800m	600m	400m	200m
Section Times	1:10.86 [5] (0:13.78)	0:57.08 [8] (0:11.29)	0:45.79 [8] (0:11.49)	0:34.30 [9] (0:11.35)	0:22.95 [9] (0:11.18)	0:11.77 [8]
Average Speed [km/h]	52.4	64.0	63.0	63.2	64.1	61.2
Top Speed [km/h]	65.7	66.4	64.2	65.0	65.9	65.0
Avg. Dist. to Rail [m]	3.9	2.9	1.1	0.9	2.0	3.4
Avg. Stride Freq. [Hz]	2.3	2.4	2.4	2.4	2.5	2.4
Avg. Stride Length [m]	6.3	7.5	7.3	7.2	7.3	7.0



- [] Ranking at each section and finish
- .-.- No data available at this section
- NA No data available



Horse/Jockey Name	Chain Of Lightning
Final Rank	6
Fastest Section Time (Section)	0:10.99 (1000m)
Top Speed [km/h] (Section)	66.9 (Overall)
Race State	Finished

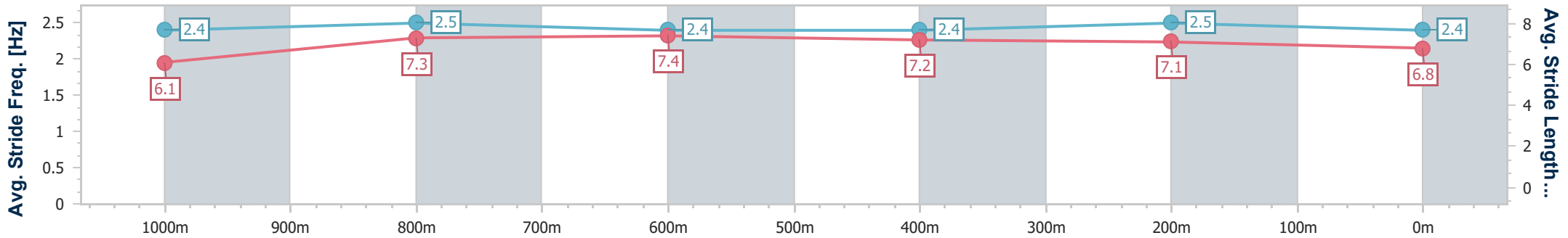
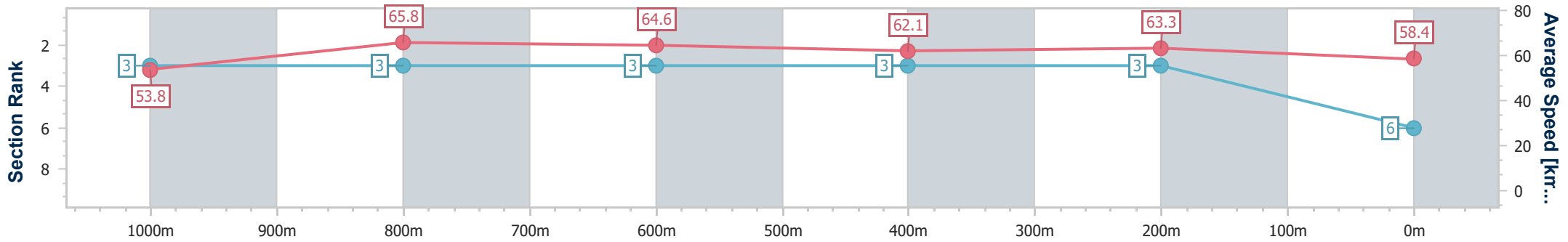


Doomben QLD Professional
Race 8: LADBROKES DOOMBEN 10,000 - 1200m
 18 May 2024 - 16:02
 Track Rating: Soft 7, Weather: Fine, Rail Position: True



BRISBANE
RACING CLUB

Section	Overall	1000m	800m	600m	400m	200m
Section Times	1:11.10 [6] (0:13.37)	0:57.73 [3] (0:10.99)	0:46.74 [3] (0:11.31)	0:35.43 [3] (0:11.66)	0:23.77 [3] (0:11.41)	0:12.36 [3] (0:12.36)
Average Speed [km/h]	53.8	65.8	64.6	62.1	63.3	58.4
Top Speed [km/h]	66.9	66.7	65.3	63.0	64.8	61.8
Avg. Dist. to Rail [m]	3.4	1.4	2.3	1.5	3.4	6.3
Avg. Stride Freq. [Hz]	2.4	2.5	2.4	2.4	2.5	2.4
Avg. Stride Length [m]	6.1	7.3	7.4	7.2	7.1	6.8



- [] Ranking at each section and finish
- .-.- No data available at this section
- NA No data available



Horse/Jockey Name	Mazu
Final Rank	7
Fastest Section Time (Section)	0:10.77 (1000m)
Top Speed [km/h] (Section)	69.3 (Overall)
Race State	Finished

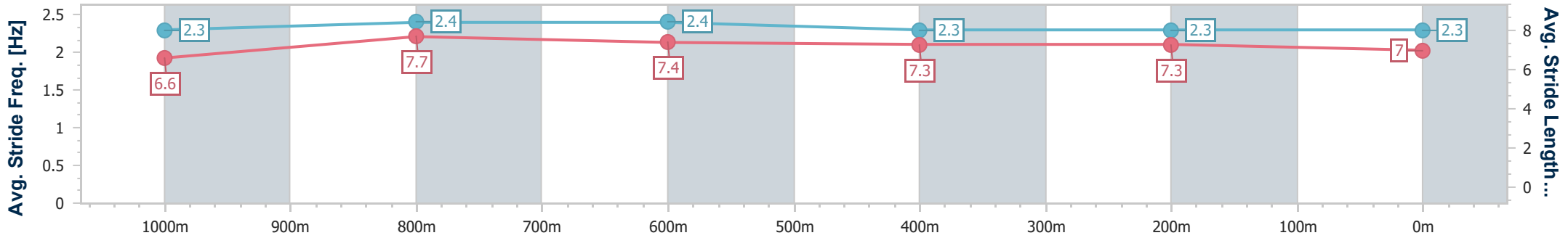
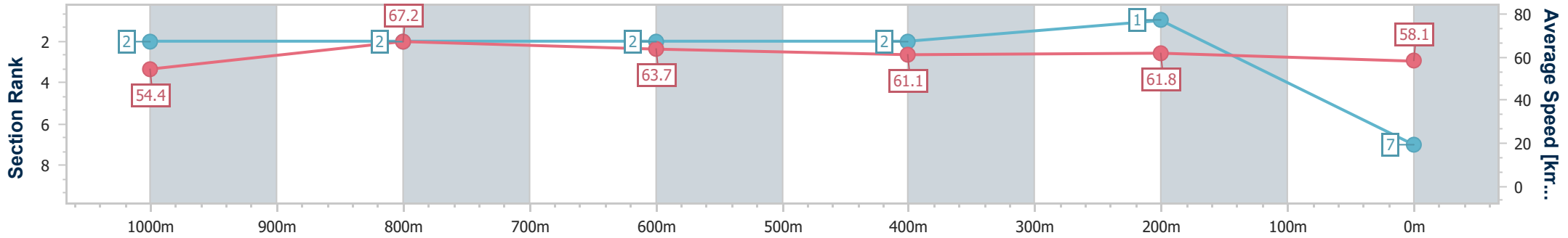


Doomben QLD Professional
Race 8: LADBROKES DOOMBEN 10,000 - 1200m
 18 May 2024 - 16:02
 Track Rating: Soft 7, Weather: Fine, Rail Position: True



BRISBANE
RACING CLUB

Section	Overall	1000m	800m	600m	400m	200m
Section Times	1:11.11 [7] (0:13.20)	0:57.91 [2] (0:10.77)	0:47.14 [2] (0:11.36)	0:35.78 [2] (0:11.72)	0:24.06 [2] (0:11.67)	0:12.39 [1] (0:12.39)
Average Speed [km/h]	54.4	67.2	63.7	61.1	61.8	58.1
Top Speed [km/h]	69.3	69.1	65.5	62.6	62.7	60.6
Avg. Dist. to Rail [m]	7.3	2.2	0.8	0.5	2.0	4.7
Avg. Stride Freq. [Hz]	2.3	2.4	2.4	2.3	2.3	2.3
Avg. Stride Length [m]	6.6	7.7	7.4	7.3	7.3	7.0



- [] Ranking at each section and finish
- .-.- No data available at this section
- NA No data available



Horse/Jockey Name	Wee Nussy
Final Rank	8
Fastest Section Time (Section)	0:10.96 (1000m)
Top Speed [km/h] (Section)	67.3 (1000m)
Race State	Finished

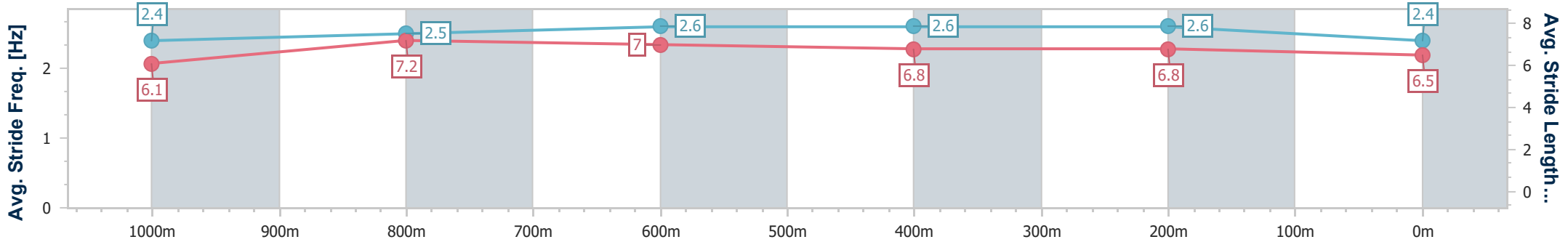
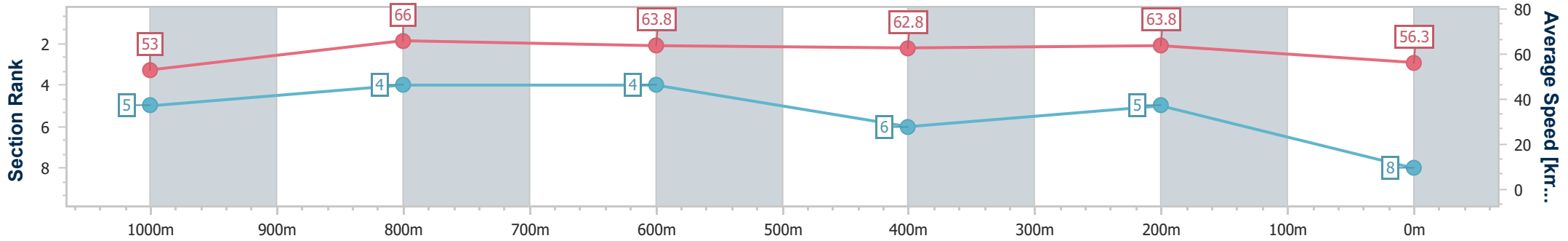


Doomben QLD Professional
Race 8: LADBROKES DOOMBEN 10,000 - 1200m
 18 May 2024 - 16:02
 Track Rating: Soft 7, Weather: Fine, Rail Position: True



BRISBANE
RACING CLUB

Section	Overall	1000m	800m	600m	400m	200m
Section Times	1:11.71 [8] (0:13.62)	0:58.09 [5] (0:10.96)	0:47.13 [4] (0:11.44)	0:35.69 [4] (0:11.56)	0:24.13 [6] (0:11.31)	0:12.82 [5] (0:12.82)
Average Speed [km/h]	53.0	66.0	63.8	62.8	63.8	56.3
Top Speed [km/h]	67.2	67.3	65.7	64.1	64.6	61.5
Avg. Dist. to Rail [m]	3.0	2.0	2.7	1.2	4.4	7.4
Avg. Stride Freq. [Hz]	2.4	2.5	2.6	2.6	2.6	2.4
Avg. Stride Length [m]	6.1	7.2	7.0	6.8	6.8	6.5



- [] Ranking at each section and finish
- .-.- No data available at this section
- NA No data available



Horse/Jockey Name	Body Bob
Final Rank	9
Fastest Section Time (Section)	0:10.64 (1000m)
Top Speed [km/h] (Section)	70.3 (1000m)
Race State	Finished

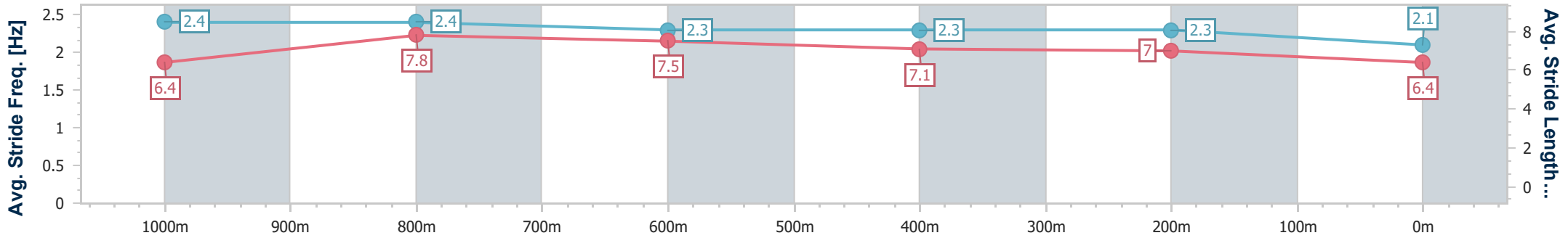
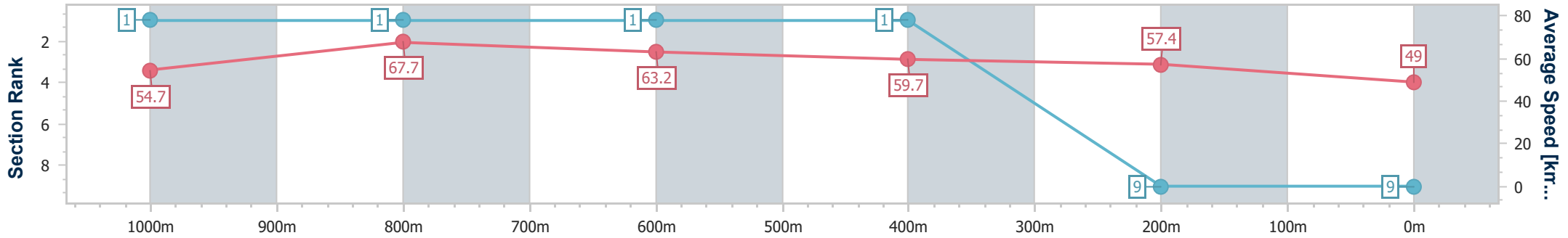


Doomben QLD Professional
Race 8: LADBROKES DOOMBEN 10,000 - 1200m
 18 May 2024 - 16:02
 Track Rating: Soft 7, Weather: Fine, Rail Position: True



BRISBANE
RACING CLUB

Section	Overall	1000m	800m	600m	400m	200m
Section Times	1:14.17 [9] (0:13.12)	1:01.05 [1] (0:10.64)	0:50.41 [1] (0:11.36)	0:39.05 [1] (0:11.90)	0:27.15 [1] (0:12.46)	0:14.69 [9] (0:14.69)
Average Speed [km/h]	54.7	67.7	63.2	59.7	57.4	49.0
Top Speed [km/h]	70.1	70.3	64.5	62.0	59.3	55.0
Avg. Dist. to Rail [m]	6.1	1.3	0.8	2.1	2.6	2.8
Avg. Stride Freq. [Hz]	2.4	2.4	2.3	2.3	2.3	2.1
Avg. Stride Length [m]	6.4	7.8	7.5	7.1	7.0	6.4



- [] Ranking at each section and finish
- .-.- No data available at this section
- NA No data available