

Track Rating: Synthetic, Weather: Fine, Rail Position: True

| Section     |     | Overall                                |         |                  |                 |              |              |              |              |              |              | Last 600m |                        |
|-------------|-----|--|---------|------------------|-----------------|--------------|--------------|--------------|--------------|--------------|--------------|-----------|------------------------|
| Field Times |     | 1:08.77                                |         |                  |                 |              |              |              |              |              |              | 0:34.00   |                        |
|             |     | (0:13.20)                              |         |                  |                 |              |              |              |              |              |              |           |                        |
|             |     | 0:55.57                                |         |                  |                 |              |              |              |              |              |              |           |                        |
|             |     | (0:10.47)                              |         |                  |                 |              |              |              |              |              |              |           |                        |
|             |     | 0:45.10                                |         |                  |                 |              |              |              |              |              |              |           |                        |
|             |     | (0:11.10)                              |         |                  |                 |              |              |              |              |              |              |           |                        |
|             |     | 0:34.00                                |         |                  |                 |              |              |              |              |              |              |           |                        |
|             |     | (0:11.10)                              |         |                  |                 |              |              |              |              |              |              |           |                        |
|             |     | 0:22.90                                |         |                  |                 |              |              |              |              |              |              |           |                        |
|             |     | (0:11.14)                              |         |                  |                 |              |              |              |              |              |              |           |                        |
|             |     | 0:11.76                                |         |                  |                 |              |              |              |              |              |              |           |                        |
|             |     | (0:11.76)                              |         |                  |                 |              |              |              |              |              |              |           |                        |
| Rank        | TAB | Horse/Jockey                           | Barrier | Top Speed [km/h] | Fastest Section | Overall      | 1000m        | 800m         | 600m         | 400m         | 200m         | Margin    | Distance Travelled [m] |
| 1           | 6   | <b>LENNIC</b><br>Nozi Tomizawa         | 6       | 69.7             | 0:10.61         | 1:08.77 [1]  | 0:55.57 [1]  | 0:44.96 [2]  | 0:33.94 [2]  | 0:22.90 [2]  | 0:11.76 [1]  | 1:08.77   | 0:33.94                |
|             |     |  |         | 1000m            | 1000m           | (0:13.20)    | (0:10.61)    | (0:11.02)    | (0:11.04)    | (0:11.14)    | (0:11.76)    |           |                        |
| 2           | 11  | <b>PRICE COST</b><br>Ryan Wiggins      | 5       | 67.8             | 0:10.77         | 1:09.56 [2]  | 0:55.99 [6]  | 0:45.22 [6]  | 0:34.24 [7]  | 0:23.02 [7]  | 0:11.56 [6]  | 4.5L      | 0:34.24 +6             |
|             |     |  |         | 1000m            | 1000m           | (0:13.57)    | (0:10.77)    | (0:10.98)    | (0:11.22)    | (0:11.46)    | (0:11.56)    |           |                        |
| 3           | 4   | <b>ALMIGHTY RISING</b><br>Brendan Ward | 11      | 69.5             | 0:10.63         | 1:09.58 [3]  | 0:55.79 [9]  | 0:45.16 [8]  | 0:34.25 [8]  | 0:23.06 [6]  | 0:11.76 [3]  | 4.6L      | 0:34.25 +9             |
|             |     |  |         | 1000m            | 1000m           | (0:13.79)    | (0:10.63)    | (0:10.91)    | (0:11.19)    | (0:11.30)    | (0:11.76)    |           |                        |
| 4           | 1   | <b>TANKER</b><br>Boris Thornton        | 2       | 67.9             | 0:10.79         | 1:09.59 [4]  | 0:55.99 [7]  | 0:45.20 [7]  | 0:34.30 [6]  | 0:23.04 [8]  | 0:11.61 [5]  | 4.7L      | 0:34.30 -1             |
|             |     |  |         | 1000m            | 1000m           | (0:13.60)    | (0:10.79)    | (0:10.90)    | (0:11.26)    | (0:11.43)    | (0:11.61)    |           |                        |
| 5           | 3   | <b>SERIGALA</b><br>Casey Waddell       | 7       | 69.8             | 0:10.45         | 1:09.64 [5]  | 0:56.42 [2]  | 0:45.97 [1]  | 0:34.87 [1]  | 0:23.77 [1]  | 0:12.14 [2]  | 4.9L      | 0:34.87 +5             |
|             |     |  |         | 1000m            | 1000m           | (0:13.22)    | (0:10.45)    | (0:11.10)    | (0:11.10)    | (0:11.63)    | (0:12.14)    |           |                        |
| 6           | 9   | <b>ROCK TOGETHER</b><br>Girish Goomany | 8       | 68.5             | 0:10.77         | 1:09.70 [6]  | 0:55.94 [8]  | 0:45.17 [9]  | 0:34.27 [9]  | 0:23.03 [9]  | 0:11.68 [8]  | 5.1L      | 0:34.27 +3             |
|             |     |  |         | 1000m            | 1000m           | (0:13.76)    | (0:10.77)    | (0:10.90)    | (0:11.24)    | (0:11.35)    | (0:11.68)    |           |                        |
| 7           | 7   | <b>LONDON POINT</b><br>Anthony Allen   | 1       | 67.5             | 0:10.79         | 1:09.78 [7]  | 0:55.94 [10] | 0:45.15 [10] | 0:34.34 [10] | 0:23.08 [10] | 0:11.65 [10] | 5.5L      | 0:34.34 +0             |
|             |     |  |         | 800m             | 1000m           | (0:13.84)    | (0:10.79)    | (0:10.81)    | (0:11.26)    | (0:11.43)    | (0:11.65)    |           |                        |
| 8           | 12  | <b>WHISKEY DANCER</b><br>Jai Williams  | 10      | 68.3             | 0:10.75         | 1:10.13 [8]  | 0:56.72 [4]  | 0:45.97 [4]  | 0:34.92 [4]  | 0:23.76 [4]  | 0:12.22 [4]  | 7.5L      | 0:34.92 +4             |
|             |     |  |         | 1000m            | 1000m           | (0:13.41)    | (0:10.75)    | (0:11.05)    | (0:11.16)    | (0:11.54)    | (0:12.22)    |           |                        |
| 9           | 8   | <b>READY TO TORQUE</b><br>Dale Smith   | 3       | 68.3             | 0:10.66         | 1:10.46 [9]  | 0:57.07 [3]  | 0:46.41 [3]  | 0:35.43 [3]  | 0:24.17 [3]  | 0:12.45 [7]  | 9.3L      | 0:35.43 +0             |
|             |     |  |         | 1000m            | 1000m           | (0:13.39)    | (0:10.66)    | (0:10.98)    | (0:11.26)    | (0:11.72)    | (0:12.45)    |           |                        |
| 10          | 10  | <b>FULL CRY</b><br>Andrew Spinks       | 12      | 68.2             | 0:10.84         | 1:10.69 [10] | 0:57.23 [5]  | 0:46.39 [5]  | 0:35.41 [5]  | 0:24.22 [5]  | 0:12.57 [9]  | 10.6L     | 0:35.41 +10            |
|             |     |  |         | 600m             | 1000m           | (0:13.46)    | (0:10.84)    | (0:10.98)    | (0:11.19)    | (0:11.65)    | (0:12.57)    |           |                        |

Scratched: Get What You Give (#2), Fenton (#5)



|                                |                 |
|--------------------------------|-----------------|
| Horse/Jockey Name              | Lennic          |
| Final Rank                     | 1               |
| Fastest Section Time (Section) | 0:10.61 (1000m) |
| Top Speed [km/h] (Section)     | 69.7 (1000m)    |
| Race State                     | Finished        |



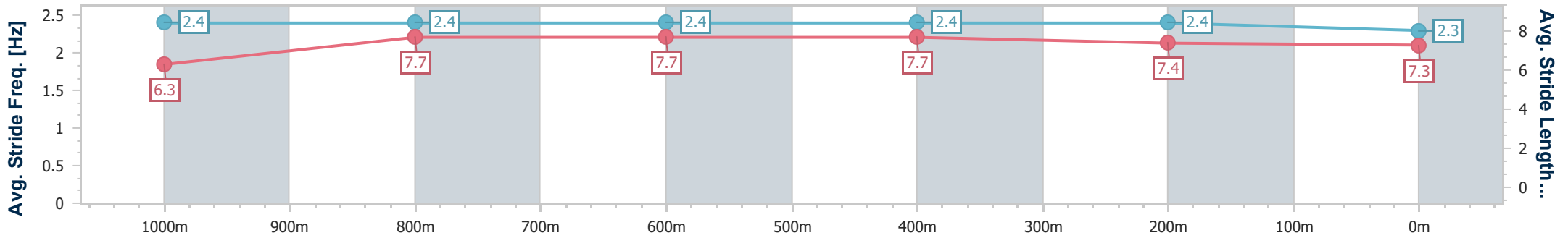
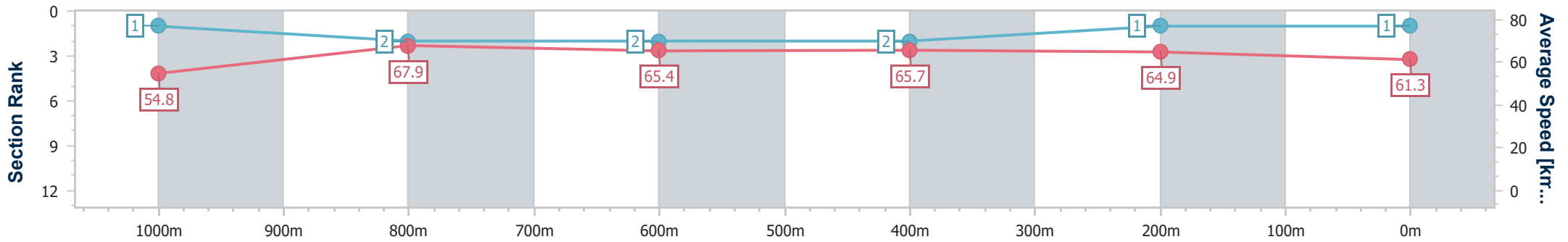
Aquis Park Gold Coast Poly QLD Professional  
Race 6: TAB WE'RE ON BENCHMARK 65 Handicap - 1200m



18 May 2024 - 14:59

Track Rating: Synthetic, Weather: Fine, Rail Position: True

| Section                | Overall                  | 1000m                    | 800m                     | 600m                     | 400m                     | 200m                     |
|------------------------|--------------------------|--------------------------|--------------------------|--------------------------|--------------------------|--------------------------|
| Section Times          | 1:08.77 [1]<br>(0:13.20) | 0:55.57 [1]<br>(0:10.61) | 0:44.96 [2]<br>(0:11.02) | 0:33.94 [2]<br>(0:11.04) | 0:22.90 [2]<br>(0:11.14) | 0:11.76 [1]<br>(0:11.76) |
| Average Speed [km/h]   | 54.8                     | 67.9                     | 65.4                     | 65.7                     | 64.9                     | 61.3                     |
| Top Speed [km/h]       | 68.1                     | 69.7                     | 67.4                     | 66.8                     | 66.2                     | 63.6                     |
| Avg. Dist. to Rail [m] | 2.4                      | 0.8                      | 0.7                      | 1.5                      | 1.3                      | 2.0                      |
| Avg. Stride Freq. [Hz] | 2.4                      | 2.4                      | 2.4                      | 2.4                      | 2.4                      | 2.3                      |
| Avg. Stride Length [m] | 6.3                      | 7.7                      | 7.7                      | 7.7                      | 7.4                      | 7.3                      |



- [ ] Ranking at each section and finish
- .-.- No data available at this section
- NA No data available



|                                |                 |
|--------------------------------|-----------------|
| Horse/Jockey Name              | Price Cost      |
| Final Rank                     | 2               |
| Fastest Section Time (Section) | 0:10.77 (1000m) |
| Top Speed [km/h] (Section)     | 67.8 (1000m)    |
| Race State                     | Finished        |



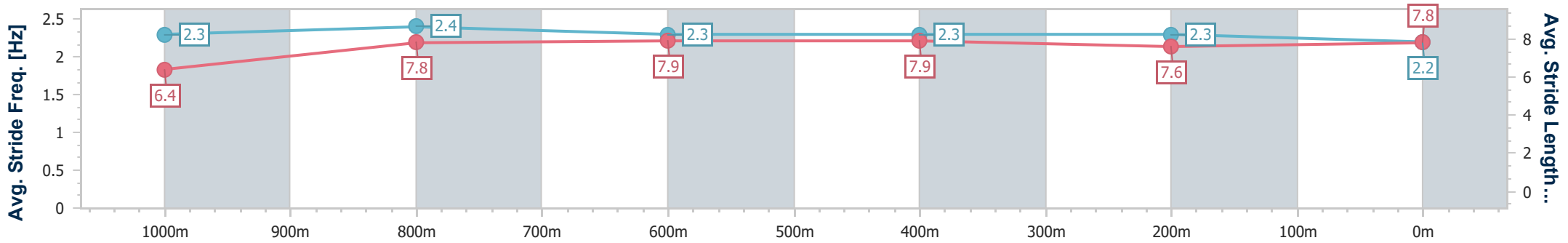
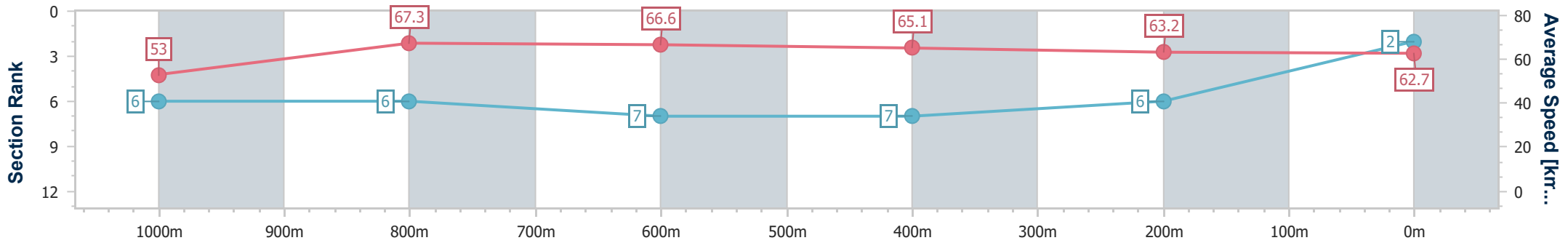
Aquis Park Gold Coast Poly QLD Professional  
Race 6: TAB WE'RE ON BENCHMARK 65 Handicap - 1200m



18 May 2024 - 14:59

Track Rating: Synthetic, Weather: Fine, Rail Position: True

| Section                | Overall                  | 1000m                    | 800m                     | 600m                     | 400m                     | 200m        |
|------------------------|--------------------------|--------------------------|--------------------------|--------------------------|--------------------------|-------------|
| Section Times          | 1:09.56 [2]<br>(0:13.57) | 0:55.99 [6]<br>(0:10.77) | 0:45.22 [6]<br>(0:10.98) | 0:34.24 [7]<br>(0:11.22) | 0:23.02 [7]<br>(0:11.46) | 0:11.56 [6] |
| Average Speed [km/h]   | 53.0                     | 67.3                     | 66.6                     | 65.1                     | 63.2                     | 62.7        |
| Top Speed [km/h]       | 66.9                     | 67.8                     | 67.6                     | 66.8                     | 64.1                     | 63.7        |
| Avg. Dist. to Rail [m] | 2.4                      | 1.9                      | 2.8                      | 3.0                      | 3.2                      | 4.3         |
| Avg. Stride Freq. [Hz] | 2.3                      | 2.4                      | 2.3                      | 2.3                      | 2.3                      | 2.2         |
| Avg. Stride Length [m] | 6.4                      | 7.8                      | 7.9                      | 7.9                      | 7.6                      | 7.8         |



- [ ] Ranking at each section and finish
- .-.- No data available at this section
- NA No data available



|                                |                 |
|--------------------------------|-----------------|
| Horse/Jockey Name              | Almighty Rising |
| Final Rank                     | 3               |
| Fastest Section Time (Section) | 0:10.63 (1000m) |
| Top Speed [km/h] (Section)     | 69.5 (1000m)    |
| Race State                     | Finished        |



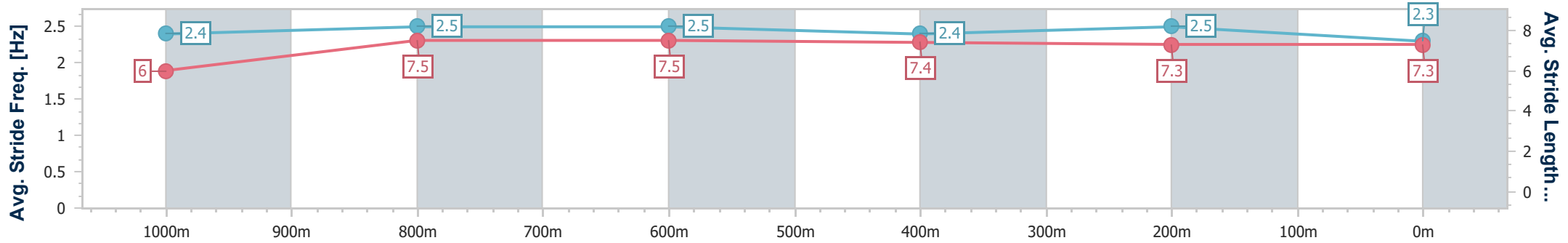
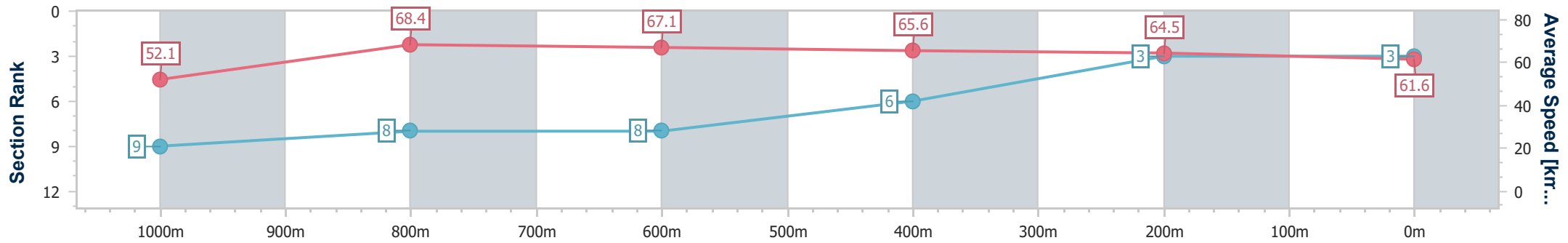
Aquis Park Gold Coast Poly QLD Professional  
Race 6: TAB WE'RE ON BENCHMARK 65 Handicap - 1200m



18 May 2024 - 14:59

Track Rating: Synthetic, Weather: Fine, Rail Position: True

| Section                | Overall                  | 1000m                    | 800m                     | 600m                     | 400m                     | 200m                     |
|------------------------|--------------------------|--------------------------|--------------------------|--------------------------|--------------------------|--------------------------|
| Section Times          | 1:09.58 [3]<br>(0:13.79) | 0:55.79 [9]<br>(0:10.63) | 0:45.16 [8]<br>(0:10.91) | 0:34.25 [8]<br>(0:11.19) | 0:23.06 [6]<br>(0:11.30) | 0:11.76 [3]<br>(0:11.76) |
| Average Speed [km/h]   | 52.1                     | 68.4                     | 67.1                     | 65.6                     | 64.5                     | 61.6                     |
| Top Speed [km/h]       | 68.7                     | 69.5                     | 67.7                     | 66.8                     | 65.2                     | 63.0                     |
| Avg. Dist. to Rail [m] | 5.1                      | 3.0                      | 2.9                      | 3.7                      | 6.9                      | 6.6                      |
| Avg. Stride Freq. [Hz] | 2.4                      | 2.5                      | 2.5                      | 2.4                      | 2.5                      | 2.3                      |
| Avg. Stride Length [m] | 6.0                      | 7.5                      | 7.5                      | 7.4                      | 7.3                      | 7.3                      |



- [ ] Ranking at each section and finish
- .-.- No data available at this section
- NA No data available



|                                |                 |
|--------------------------------|-----------------|
| Horse/Jockey Name              | Tanker          |
| Final Rank                     | 4               |
| Fastest Section Time (Section) | 0:10.79 (1000m) |
| Top Speed [km/h] (Section)     | 67.9 (1000m)    |
| Race State                     | Finished        |



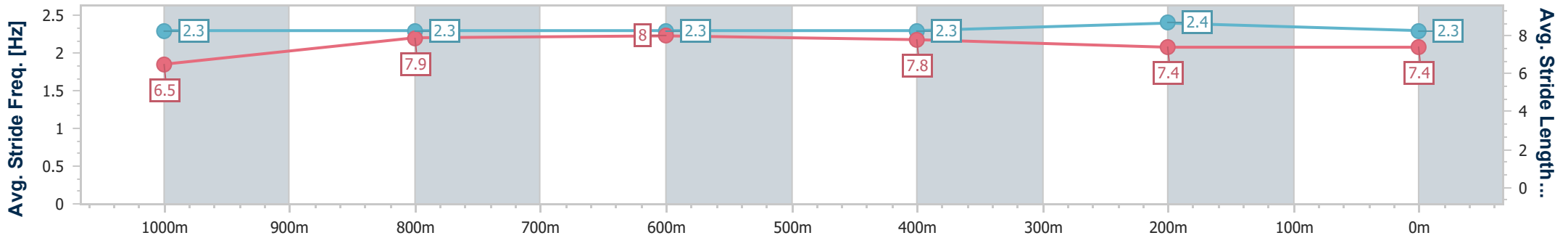
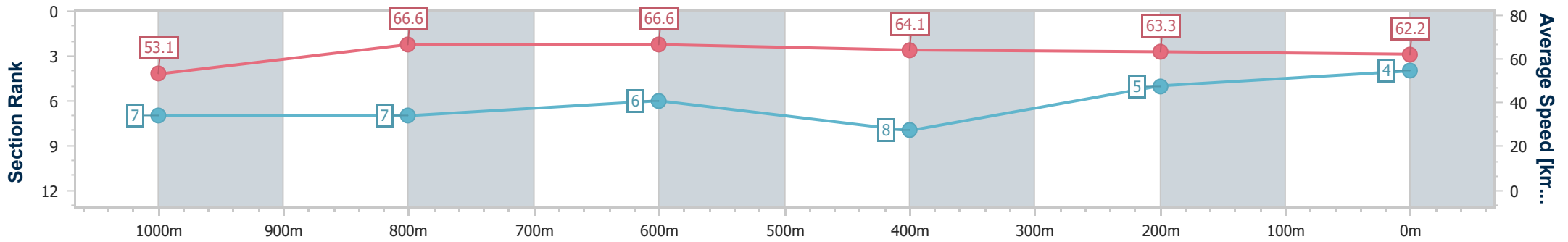
Aquis Park Gold Coast Poly QLD Professional  
Race 6: TAB WE'RE ON BENCHMARK 65 Handicap - 1200m



18 May 2024 - 14:59

Track Rating: Synthetic, Weather: Fine, Rail Position: True

| Section                | Overall                  | 1000m                    | 800m                     | 600m                     | 400m                     | 200m        |
|------------------------|--------------------------|--------------------------|--------------------------|--------------------------|--------------------------|-------------|
| Section Times          | 1:09.59 [4]<br>(0:13.60) | 0:55.99 [7]<br>(0:10.79) | 0:45.20 [7]<br>(0:10.90) | 0:34.30 [6]<br>(0:11.26) | 0:23.04 [8]<br>(0:11.43) | 0:11.61 [5] |
| Average Speed [km/h]   | 53.1                     | 66.6                     | 66.6                     | 64.1                     | 63.3                     | 62.2        |
| Top Speed [km/h]       | 66.2                     | 67.9                     | 67.0                     | 64.9                     | 64.1                     | 63.6        |
| Avg. Dist. to Rail [m] | 1.4                      | 0.5                      | 1.2                      | 1.5                      | 1.3                      | 2.9         |
| Avg. Stride Freq. [Hz] | 2.3                      | 2.3                      | 2.3                      | 2.3                      | 2.4                      | 2.3         |
| Avg. Stride Length [m] | 6.5                      | 7.9                      | 8.0                      | 7.8                      | 7.4                      | 7.4         |



- [ ] Ranking at each section and finish
- .-.- No data available at this section
- NA No data available



|                                |                 |
|--------------------------------|-----------------|
| Horse/Jockey Name              | Serigala        |
| Final Rank                     | 5               |
| Fastest Section Time (Section) | 0:10.45 (1000m) |
| Top Speed [km/h] (Section)     | 69.8 (1000m)    |
| Race State                     | Finished        |



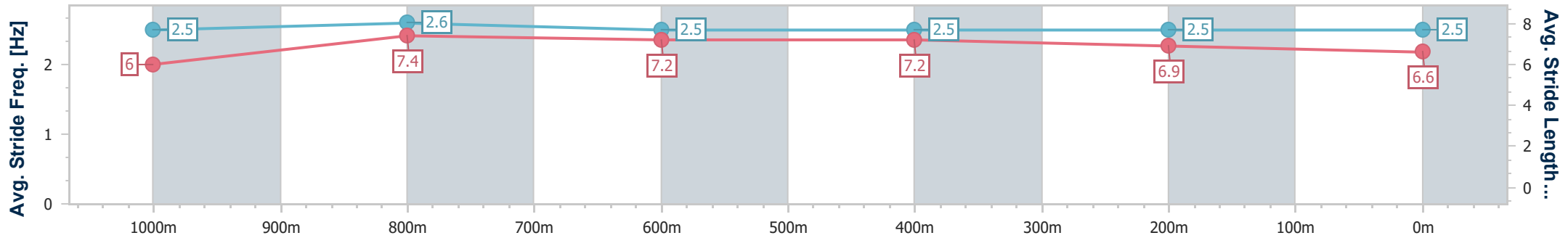
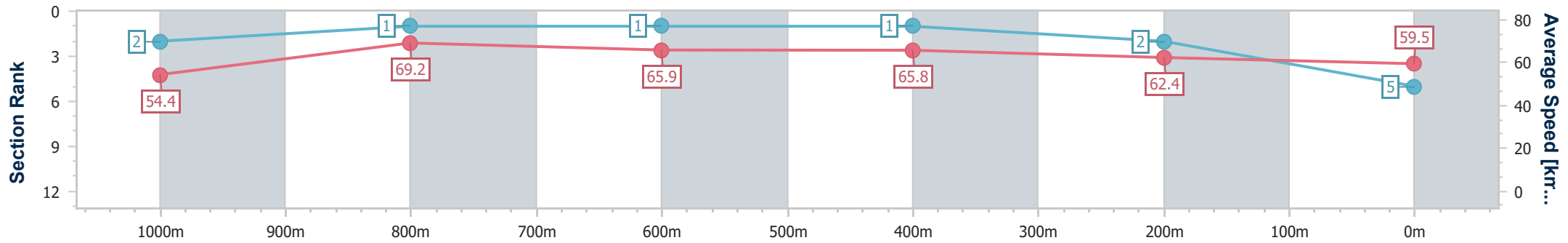
Aquis Park Gold Coast Poly QLD Professional  
Race 6: TAB WE'RE ON BENCHMARK 65 Handicap - 1200m



18 May 2024 - 14:59

Track Rating: Synthetic, Weather: Fine, Rail Position: True

| Section                | Overall                  | 1000m                    | 800m                     | 600m                     | 400m                     | 200m                     |
|------------------------|--------------------------|--------------------------|--------------------------|--------------------------|--------------------------|--------------------------|
| Section Times          | 1:09.64 [5]<br>(0:13.22) | 0:56.42 [2]<br>(0:10.45) | 0:45.97 [1]<br>(0:11.10) | 0:34.87 [1]<br>(0:11.10) | 0:23.77 [1]<br>(0:11.63) | 0:12.14 [2]<br>(0:12.14) |
| Average Speed [km/h]   | 54.4                     | 69.2                     | 65.9                     | 65.8                     | 62.4                     | 59.5                     |
| Top Speed [km/h]       | 68.6                     | 69.8                     | 67.5                     | 66.8                     | 63.3                     | 60.6                     |
| Avg. Dist. to Rail [m] | 4.2                      | 2.2                      | 3.1                      | 3.5                      | 2.7                      | 4.1                      |
| Avg. Stride Freq. [Hz] | 2.5                      | 2.6                      | 2.5                      | 2.5                      | 2.5                      | 2.5                      |
| Avg. Stride Length [m] | 6.0                      | 7.4                      | 7.2                      | 7.2                      | 6.9                      | 6.6                      |



- [ ] Ranking at each section and finish
- .-.- No data available at this section
- NA No data available



|                                |                 |
|--------------------------------|-----------------|
| Horse/Jockey Name              | Rock Together   |
| Final Rank                     | 6               |
| Fastest Section Time (Section) | 0:10.77 (1000m) |
| Top Speed [km/h] (Section)     | 68.5 (1000m)    |
| Race State                     | Finished        |



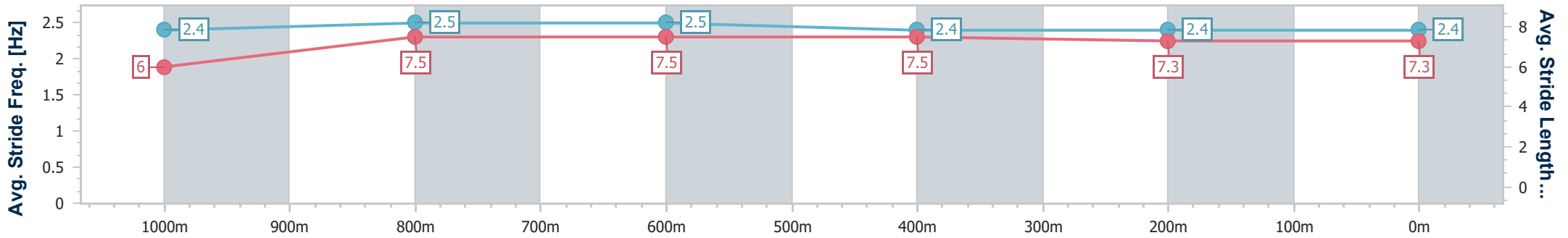
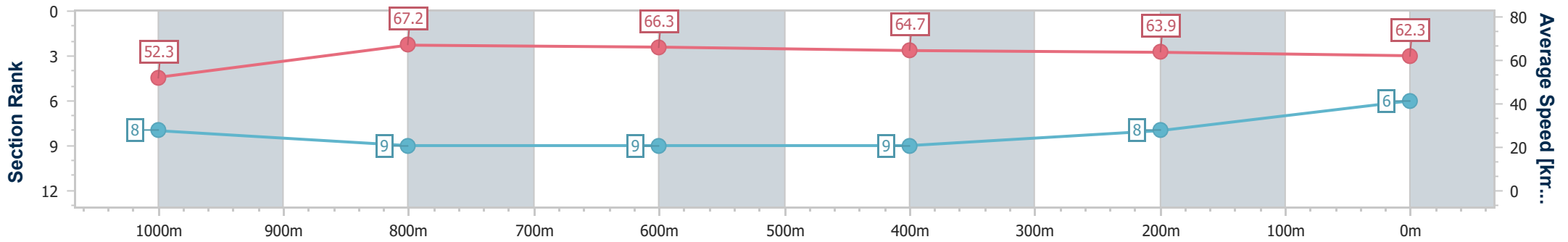
Aquis Park Gold Coast Poly QLD Professional  
Race 6: TAB WE'RE ON BENCHMARK 65 Handicap - 1200m



18 May 2024 - 14:59

Track Rating: Synthetic, Weather: Fine, Rail Position: True

| Section                | Overall                  | 1000m                    | 800m                     | 600m                     | 400m                     | 200m        |
|------------------------|--------------------------|--------------------------|--------------------------|--------------------------|--------------------------|-------------|
| Section Times          | 1:09.70 [6]<br>(0:13.76) | 0:55.94 [8]<br>(0:10.77) | 0:45.17 [9]<br>(0:10.90) | 0:34.27 [9]<br>(0:11.24) | 0:23.03 [9]<br>(0:11.35) | 0:11.68 [8] |
| Average Speed [km/h]   | 52.3                     | 67.2                     | 66.3                     | 64.7                     | 63.9                     | 62.3        |
| Top Speed [km/h]       | 66.9                     | 68.5                     | 68.0                     | 66.0                     | 64.9                     | 63.6        |
| Avg. Dist. to Rail [m] | 4.1                      | 1.3                      | 1.4                      | 2.4                      | 4.2                      | 7.3         |
| Avg. Stride Freq. [Hz] | 2.4                      | 2.5                      | 2.5                      | 2.4                      | 2.4                      | 2.4         |
| Avg. Stride Length [m] | 6.0                      | 7.5                      | 7.5                      | 7.5                      | 7.3                      | 7.3         |



- [ ] Ranking at each section and finish
- .-.- No data available at this section
- NA No data available



|                                |                 |
|--------------------------------|-----------------|
| Horse/Jockey Name              | London Point    |
| Final Rank                     | 7               |
| Fastest Section Time (Section) | 0:10.79 (1000m) |
| Top Speed [km/h] (Section)     | 67.5 (800m)     |
| Race State                     | Finished        |



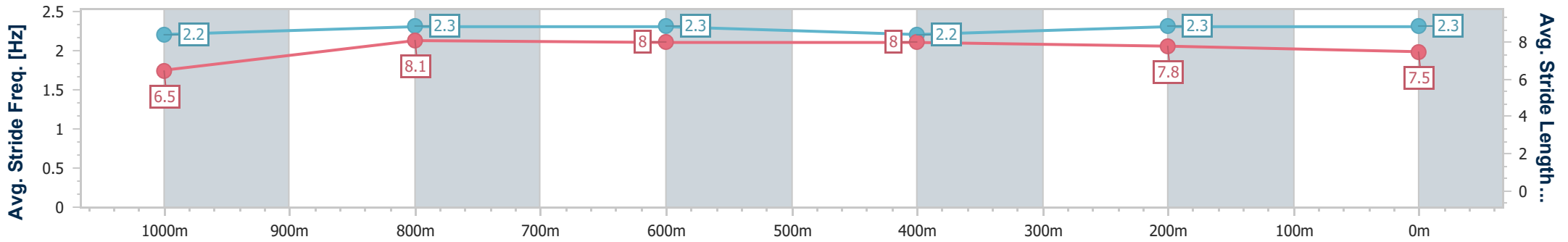
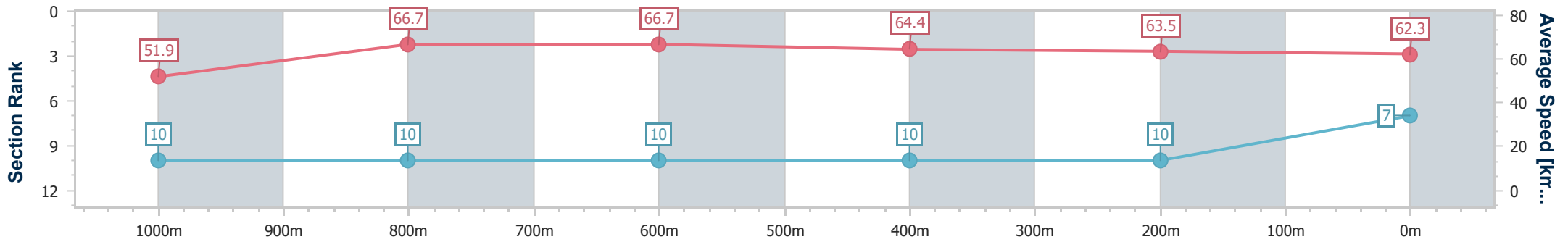
Aquis Park Gold Coast Poly QLD Professional  
Race 6: TAB WE'RE ON BENCHMARK 65 Handicap - 1200m



18 May 2024 - 14:59

Track Rating: Synthetic, Weather: Fine, Rail Position: True

| Section                | Overall                  | 1000m                     | 800m                      | 600m                      | 400m                      | 200m                      |
|------------------------|--------------------------|---------------------------|---------------------------|---------------------------|---------------------------|---------------------------|
| Section Times          | 1:09.78 [7]<br>(0:13.84) | 0:55.94 [10]<br>(0:10.79) | 0:45.15 [10]<br>(0:10.81) | 0:34.34 [10]<br>(0:11.26) | 0:23.08 [10]<br>(0:11.43) | 0:11.65 [10]<br>(0:11.65) |
| Average Speed [km/h]   | 51.9                     | 66.7                      | 66.7                      | 64.4                      | 63.5                      | 62.3                      |
| Top Speed [km/h]       | 66.5                     | 66.8                      | 67.5                      | 65.7                      | 64.1                      | 63.3                      |
| Avg. Dist. to Rail [m] | 0.7                      | 0.6                       | 0.7                       | 1.3                       | 3.2                       | 2.7                       |
| Avg. Stride Freq. [Hz] | 2.2                      | 2.3                       | 2.3                       | 2.2                       | 2.3                       | 2.3                       |
| Avg. Stride Length [m] | 6.5                      | 8.1                       | 8.0                       | 8.0                       | 7.8                       | 7.5                       |



- [ ] Ranking at each section and finish
- .-.- No data available at this section
- NA No data available





|                                |                 |
|--------------------------------|-----------------|
| Horse/Jockey Name              | Whiskey Dancer  |
| Final Rank                     | 8               |
| Fastest Section Time (Section) | 0:10.75 (1000m) |
| Top Speed [km/h] (Section)     | 68.3 (1000m)    |
| Race State                     | Finished        |



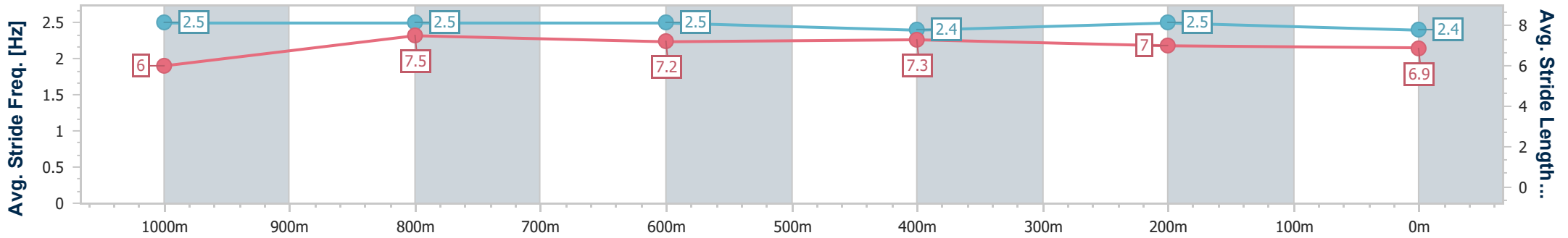
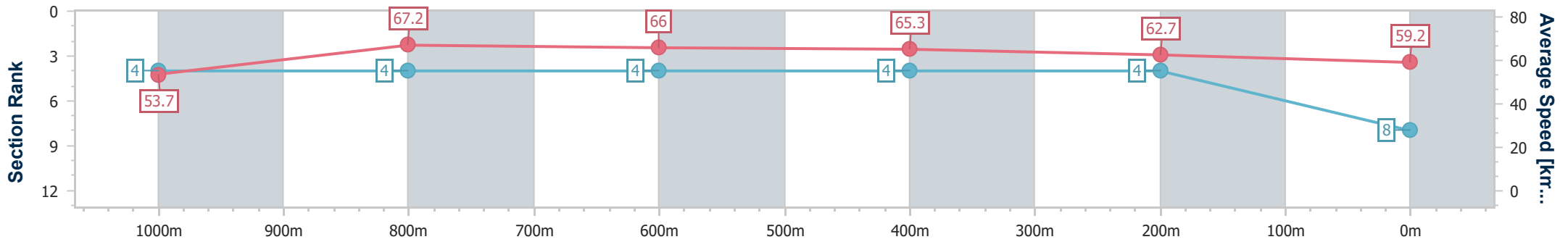
Aquis Park Gold Coast Poly QLD Professional  
Race 6: TAB WE'RE ON BENCHMARK 65 Handicap - 1200m



18 May 2024 - 14:59

Track Rating: Synthetic, Weather: Fine, Rail Position: True

| Section                | Overall                  | 1000m                    | 800m                     | 600m                     | 400m                     | 200m        |
|------------------------|--------------------------|--------------------------|--------------------------|--------------------------|--------------------------|-------------|
| Section Times          | 1:10.13 [8]<br>(0:13.41) | 0:56.72 [4]<br>(0:10.75) | 0:45.97 [4]<br>(0:11.05) | 0:34.92 [4]<br>(0:11.16) | 0:23.76 [4]<br>(0:11.54) | 0:12.22 [4] |
| Average Speed [km/h]   | 53.7                     | 67.2                     | 66.0                     | 65.3                     | 62.7                     | 59.2        |
| Top Speed [km/h]       | 68.2                     | 68.3                     | 67.6                     | 67.9                     | 63.5                     | 62.8        |
| Avg. Dist. to Rail [m] | 5.6                      | 1.9                      | 2.5                      | 2.1                      | 2.6                      | 4.1         |
| Avg. Stride Freq. [Hz] | 2.5                      | 2.5                      | 2.5                      | 2.4                      | 2.5                      | 2.4         |
| Avg. Stride Length [m] | 6.0                      | 7.5                      | 7.2                      | 7.3                      | 7.0                      | 6.9         |



- [ ] Ranking at each section and finish
- .-.- No data available at this section
- NA No data available



|                                |                 |
|--------------------------------|-----------------|
| Horse/Jockey Name              | Ready To Torque |
| Final Rank                     | 9               |
| Fastest Section Time (Section) | 0:10.66 (1000m) |
| Top Speed [km/h] (Section)     | 68.3 (1000m)    |
| Race State                     | Finished        |



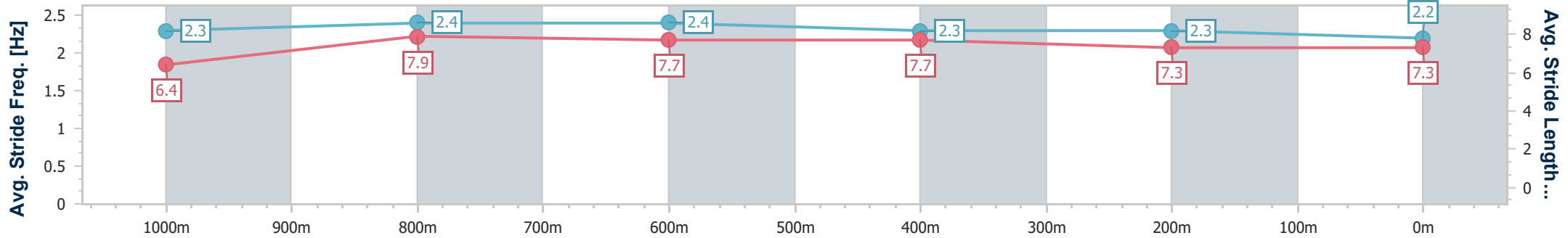
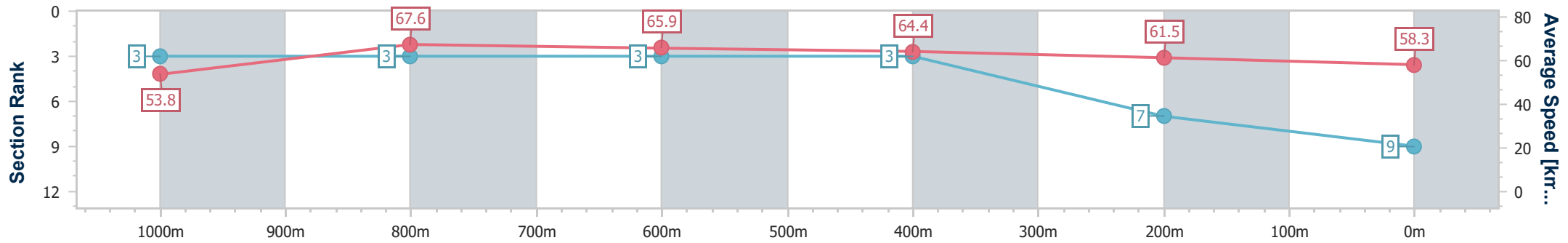
Aquis Park Gold Coast Poly QLD Professional  
Race 6: TAB WE'RE ON BENCHMARK 65 Handicap - 1200m



18 May 2024 - 14:59

Track Rating: Synthetic, Weather: Fine, Rail Position: True

| Section                | Overall                  | 1000m                    | 800m                     | 600m                     | 400m                     | 200m                     |
|------------------------|--------------------------|--------------------------|--------------------------|--------------------------|--------------------------|--------------------------|
| Section Times          | 1:10.46 [9]<br>(0:13.39) | 0:57.07 [3]<br>(0:10.66) | 0:46.41 [3]<br>(0:10.98) | 0:35.43 [3]<br>(0:11.26) | 0:24.17 [3]<br>(0:11.72) | 0:12.45 [7]<br>(0:12.45) |
| Average Speed [km/h]   | 53.8                     | 67.6                     | 65.9                     | 64.4                     | 61.5                     | 58.3                     |
| Top Speed [km/h]       | 67.1                     | 68.3                     | 67.4                     | 65.6                     | 62.7                     | 60.4                     |
| Avg. Dist. to Rail [m] | 1.7                      | 0.8                      | 1.4                      | 1.1                      | 2.4                      | 3.0                      |
| Avg. Stride Freq. [Hz] | 2.3                      | 2.4                      | 2.4                      | 2.3                      | 2.3                      | 2.2                      |
| Avg. Stride Length [m] | 6.4                      | 7.9                      | 7.7                      | 7.7                      | 7.3                      | 7.3                      |



- [ ] Ranking at each section and finish
- .-.- No data available at this section
- NA No data available



|                                |                 |
|--------------------------------|-----------------|
| Horse/Jockey Name              | Full Cry        |
| Final Rank                     | 10              |
| Fastest Section Time (Section) | 0:10.84 (1000m) |
| Top Speed [km/h] (Section)     | 68.2 (600m)     |
| Race State                     | Finished        |



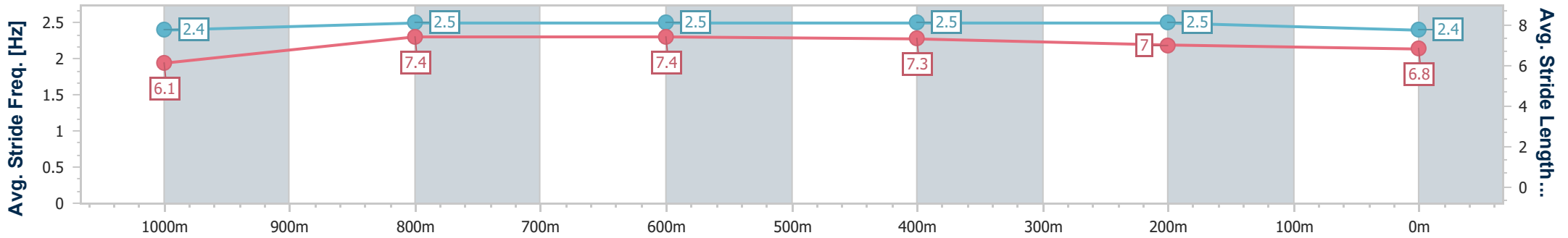
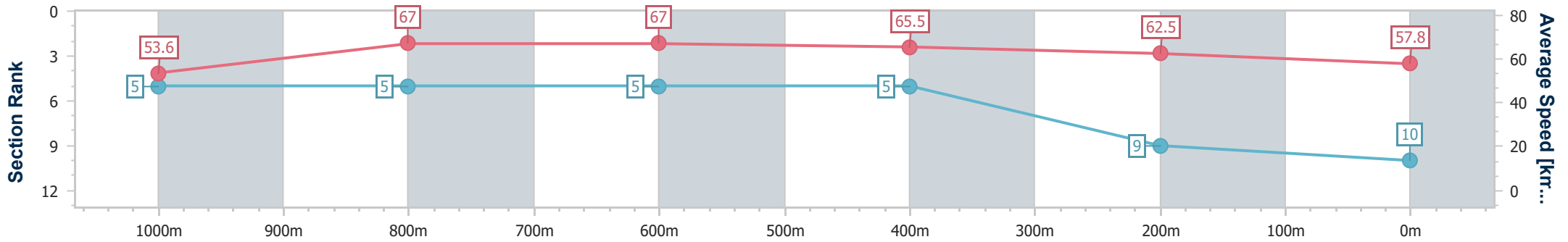
Aquis Park Gold Coast Poly QLD Professional  
Race 6: TAB WE'RE ON BENCHMARK 65 Handicap - 1200m



18 May 2024 - 14:59

Track Rating: Synthetic, Weather: Fine, Rail Position: True

| Section                | Overall                   | 1000m                    | 800m                     | 600m                     | 400m                     | 200m                     |
|------------------------|---------------------------|--------------------------|--------------------------|--------------------------|--------------------------|--------------------------|
| Section Times          | 1:10.69 [10]<br>(0:13.46) | 0:57.23 [5]<br>(0:10.84) | 0:46.39 [5]<br>(0:10.98) | 0:35.41 [5]<br>(0:11.19) | 0:24.22 [5]<br>(0:11.65) | 0:12.57 [9]<br>(0:12.57) |
| Average Speed [km/h]   | 53.6                      | 67.0                     | 67.0                     | 65.5                     | 62.5                     | 57.8                     |
| Top Speed [km/h]       | 67.4                      | 68.0                     | 68.1                     | 68.2                     | 63.9                     | 61.8                     |
| Avg. Dist. to Rail [m] | 7.1                       | 4.2                      | 4.0                      | 3.5                      | 6.1                      | 7.2                      |
| Avg. Stride Freq. [Hz] | 2.4                       | 2.5                      | 2.5                      | 2.5                      | 2.5                      | 2.4                      |
| Avg. Stride Length [m] | 6.1                       | 7.4                      | 7.4                      | 7.3                      | 7.0                      | 6.8                      |



- [ ] Ranking at each section and finish
- .-.- No data available at this section
- NA No data available