



Townsville QLD Professional

Race 7: HIGGINS COATINGS BENCHMARK 70 Handicap - 1000m

17 May 2024 - 16:39



Track Rating: Good 4, Weather: Fine, Rail Position: +4.5m 1000-W/Post; +3m Remainder

Section								Overall	800m	600m	400m	200m	Last 600m
Field Times								0:55.80 (0:12.46)	0:43.34 (0:09.98)	0:33.36 (0:10.63)	0:22.73 (0:11.16)	0:11.57 (0:11.57)	0:33.36
Rank	TAB	Horse/Jockey	Barrier	Top Speed [km/h]	Fastest Section	Margin						Distance Travelled [m]	
1	6	NORTHERN PRIDE Gabrielle Semmens	3	72.4 800m	0:10.24 800m	0:55.80 [1] (0:12.61)	0:43.19 [4] (0:10.24)	0:32.95 [5] (0:10.60)	0:22.35 [3] (0:10.84)	0:11.51 [2] (0:11.51)	0:55.80	0:32.95	
2	14	NEVER CRY Chris Whiteley	13	72.0 800m	0:10.14 800m	0:56.05 [2] (0:13.13)	0:42.92 [11] (0:10.14)	0:32.78 [10] (0:10.74)	0:22.04 [10] (0:10.90)	0:11.14 [10] (0:11.14)	1.45L	0:32.78 +3	
3	5	BEAUTY BOOM Graham Kliese	1	72.0 Overall	0:10.08 800m	0:56.06 [3] (0:12.46)	0:43.60 [1] (0:10.08)	0:33.52 [2] (0:10.74)	0:22.78 [2] (0:10.95)	0:11.83 [1] (0:11.83)	1.51L	0:33.52 +2	
4	4	BOHO BEAUTY Ryan Wiggins	7	72.0 800m	0:10.14 800m	0:56.15 [4] (0:12.61)	0:43.54 [3] (0:10.14)	0:33.40 [4] (0:10.78)	0:22.62 [5] (0:11.03)	0:11.59 [4] (0:11.59)	2.05L	0:33.40 +3	
5	11	CROWNING MOMENT Jason Taylor	9	72.4 Overall	0:10.35 800m	0:56.16 [5] (0:12.68)	0:43.48 [6] (0:10.35)	0:33.13 [7] (0:10.72)	0:22.41 [7] (0:11.01)	0:11.40 [8] (0:11.40)	2.11L	0:33.13 +10	
6	9	CARESSING RUPERT Jackson Murphy	4	72.0 800m	0:10.17 800m	0:56.29 [6] (0:12.81)	0:43.48 [7] (0:10.17)	0:33.31 [6] (0:10.74)	0:22.57 [6] (0:11.02)	0:11.55 [7] (0:11.55)	2.88L	0:33.31 +5	
7	13	COLD POWER Rhiannon Payne	6	71.4 800m	0:10.44 800m	0:56.39 [7] (0:12.95)	0:43.44 [9] (0:10.44)	0:33.00 [11] (0:10.69)	0:22.31 [11] (0:10.91)	0:11.40 [11] (0:11.40)	3.46L	0:33.00 +5	
8	8	TORQUE SENSATION Isabella Teh	5	72.4 800m	0:09.94 800m	0:56.43 [8] (0:12.50)	0:43.93 [2] (0:09.94)	0:33.99 [1] (0:10.63)	0:23.36 [1] (0:11.26)	0:12.10 [3] (0:12.10)	3.71L	0:33.99 +6	
9	12	WANNA TWEET Justin Stanley	8	72.2 Overall	0:10.20 800m	0:56.63 [9] (0:12.97)	0:43.66 [10] (0:10.20)	0:33.46 [9] (0:10.69)	0:22.77 [9] (0:10.87)	0:11.90 [6] (0:11.90)	4.86L	0:33.46 +3	
10	10	CHOQUANT Nathan Thomas	2	72.0 800m	0:10.17 800m	0:56.63 [10] (0:12.89)	0:43.74 [8] (0:10.17)	0:33.57 [8] (0:10.72)	0:22.85 [8] (0:11.08)	0:11.77 [9] (0:11.77)	4.87L	0:33.57 +0	

Scratched: Regal Conqueror (#7)



Townsville QLD Professional

Race 7: HIGGINS COATINGS BENCHMARK 70 Handicap - 1000m

17 May 2024 - 16:39



Track Rating: Good 4, Weather: Fine, Rail Position: +4.5m 1000-W/Post; +3m Remainder

Section	Overall	800m	600m	400m	200m	Last 600m
Field Times	0:55.80 (0:12.46)	0:43.34 (0:09.98)	0:33.36 (0:10.63)	0:22.73 (0:11.16)	0:11.57 (0:11.57)	0:33.36

Rank	TAB	Horse/Jockey	Barrier	Top Speed [km/h]	Fastest Section	Overall	800m	600m	400m	200m	Margin	Last 600m	Distance Travelled [m]
11	1	BAKUHATSU	14	72.7	0:10.12	0:56.67 [11]	0:44.06 [5]	0:33.94 [3]	0:23.20 [4]	0:12.09 [5]	5.08L	0:33.94	+7
		Cody Collis		Overall	800m	(0:12.61)	(0:10.12)	(0:10.74)	(0:11.11)	(0:12.09)			
12	2	VENTURA OCEAN	10	72.0	0:10.19	0:57.23 [12]	0:43.87 [12]	0:33.68 [12]	0:23.00 [12]	0:11.83 [12]	8.43L	0:33.68	+5
		Chelsea Jokic		800m	800m	(0:13.36)	(0:10.19)	(0:10.68)	(0:11.17)	(0:11.83)			
13	3	SOUTH PARADE	11	72.8	0:10.26	0:57.39 [13]	0:43.96 [13]	0:33.70 [13]	0:23.15 [13]	0:11.99 [12]	9.34L	0:33.70	+9
		Lachlan Overall		800m	800m	(0:13.43)	(0:10.26)	(0:10.55)	(0:11.16)	(0:11.99)			

Scratched: Regal Conqueror (#7)



Horse/Jockey Name	Northern Pride
Final Rank	1
Fastest Section Time (Section)	0:10.24 (800m)
Top Speed [km/h] (Section)	72.4 (800m)
Race State	Finished



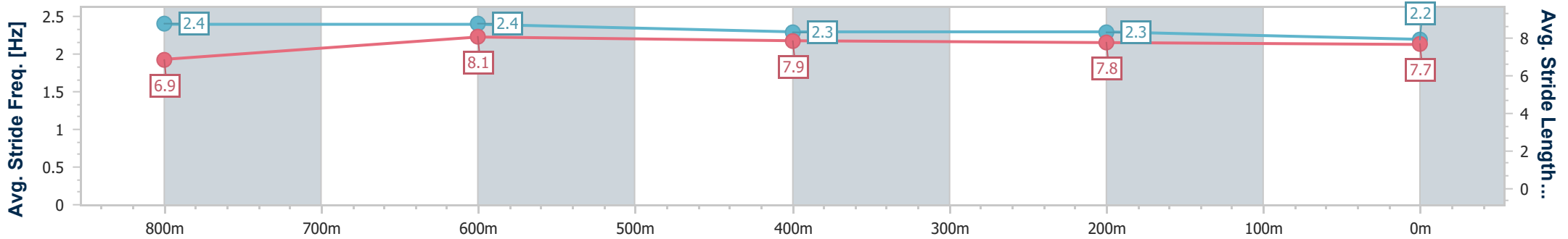
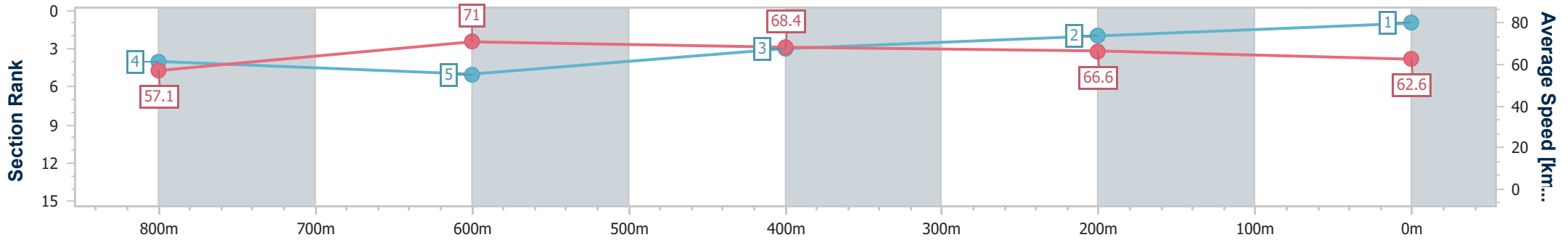
Townsville QLD Professional
Race 7: HIGGINS COATINGS BENCHMARK 70 Handicap - 1000m

17 May 2024 - 16:39

Track Rating: Good 4, Weather: Fine, Rail Position: +4.5m 1000-W/Post; +3m Remainder



Section	Overall	800m	600m	400m	200m
Section Times	0:55.80 [1] (0:12.61)	0:43.19 [4] (0:10.24)	0:32.95 [5] (0:10.60)	0:22.35 [3] (0:10.84)	0:11.51 [2] (0:11.51)
Average Speed [km/h]	57.1	71.0	68.4	66.6	62.6
Top Speed [km/h]	72.0	72.4	71.0	68.3	66.5
Avg. Dist. to Rail [m]	4.3	2.4	1.4	3.1	4.6
Avg. Stride Freq. [Hz]	2.4	2.4	2.3	2.3	2.2
Avg. Stride Length [m]	6.9	8.1	7.9	7.8	7.7



- [] Ranking at each section and finish
- .-.- No data available at this section
- NA No data available



Horse/Jockey Name	Never Cry
Final Rank	2
Fastest Section Time (Section)	0:10.14 (800m)
Top Speed [km/h] (Section)	72.0 (800m)
Race State	Finished



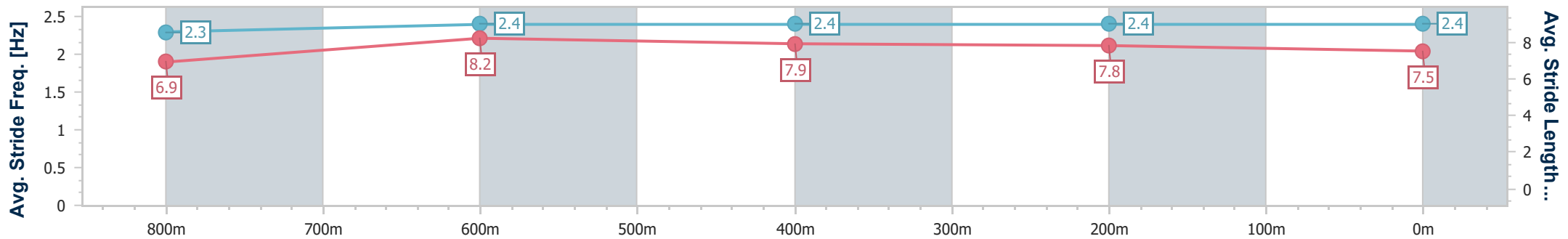
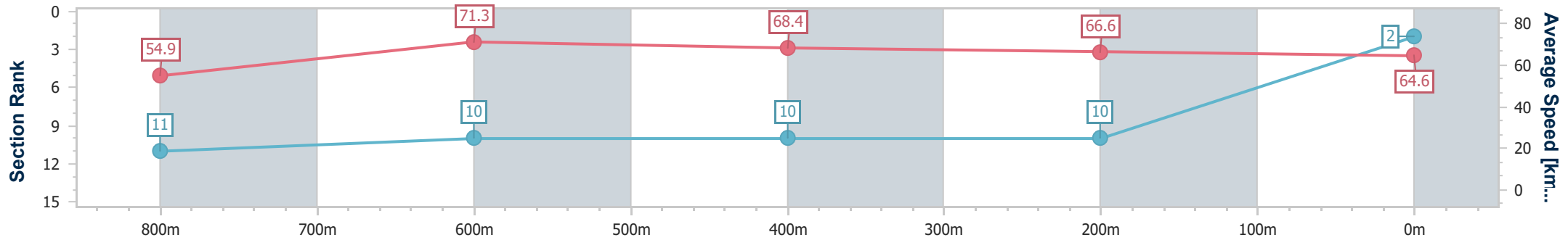
Townsville QLD Professional
Race 7: HIGGINS COATINGS BENCHMARK 70 Handicap - 1000m

17 May 2024 - 16:39

Track Rating: Good 4, Weather: Fine, Rail Position: +4.5m 1000-W/Post; +3m Remainder



Section	Overall	800m	600m	400m	200m
Section Times	0:56.05 [2] (0:13.13)	0:42.92 [11] (0:10.14)	0:32.78 [10] (0:10.74)	0:22.04 [10] (0:10.90)	0:11.14 [10] (0:11.14)
Average Speed [km/h]	54.9	71.3	68.4	66.6	64.6
Top Speed [km/h]	70.9	72.0	72.0	67.3	66.6
Avg. Dist. to Rail [m]	9.3	2.6	3.2	4.9	4.9
Avg. Stride Freq. [Hz]	2.3	2.4	2.4	2.4	2.4
Avg. Stride Length [m]	6.9	8.2	7.9	7.8	7.5



- [] Ranking at each section and finish
- .-.- No data available at this section
- NA No data available



Horse/Jockey Name	Beauty Boom
Final Rank	3
Fastest Section Time (Section)	0:10.08 (800m)
Top Speed [km/h] (Section)	72.0 (Overall)
Race State	Finished



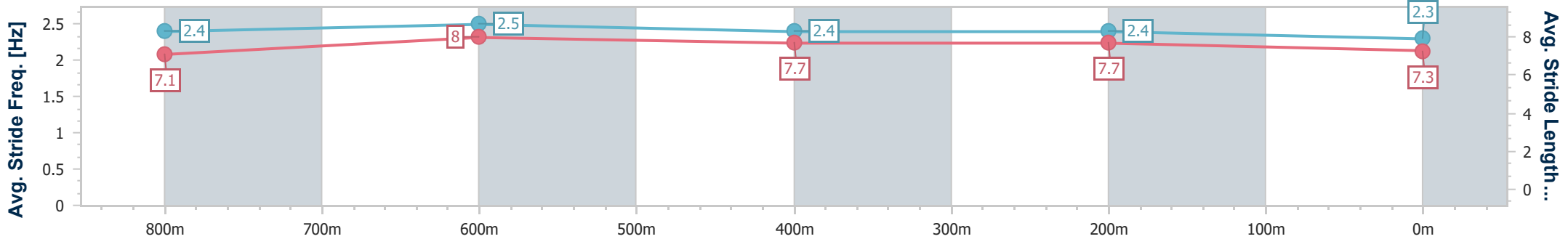
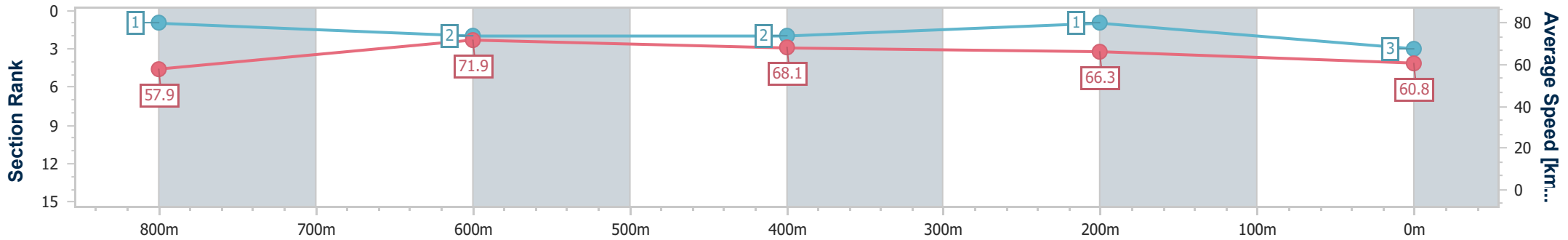
Townsville QLD Professional
Race 7: HIGGINS COATINGS BENCHMARK 70 Handicap - 1000m

17 May 2024 - 16:39

Track Rating: Good 4, Weather: Fine, Rail Position: +4.5m 1000-W/Post; +3m Remainder



Section	Overall	800m	600m	400m	200m
Section Times	0:56.06 [3] (0:12.46)	0:43.60 [1] (0:10.08)	0:33.52 [2] (0:10.74)	0:22.78 [2] (0:10.95)	0:11.83 [1] (0:11.83)
Average Speed [km/h]	57.9	71.9	68.1	66.3	60.8
Top Speed [km/h]	72.0	72.0	70.4	67.1	65.6
Avg. Dist. to Rail [m]	1.7	2.0	3.0	3.7	2.8
Avg. Stride Freq. [Hz]	2.4	2.5	2.4	2.4	2.3
Avg. Stride Length [m]	7.1	8.0	7.7	7.7	7.3



- [] Ranking at each section and finish
- .-.- No data available at this section
- NA No data available



Horse/Jockey Name	Boho Beauty
Final Rank	4
Fastest Section Time (Section)	0:10.14 (800m)
Top Speed [km/h] (Section)	72.0 (800m)
Race State	Finished



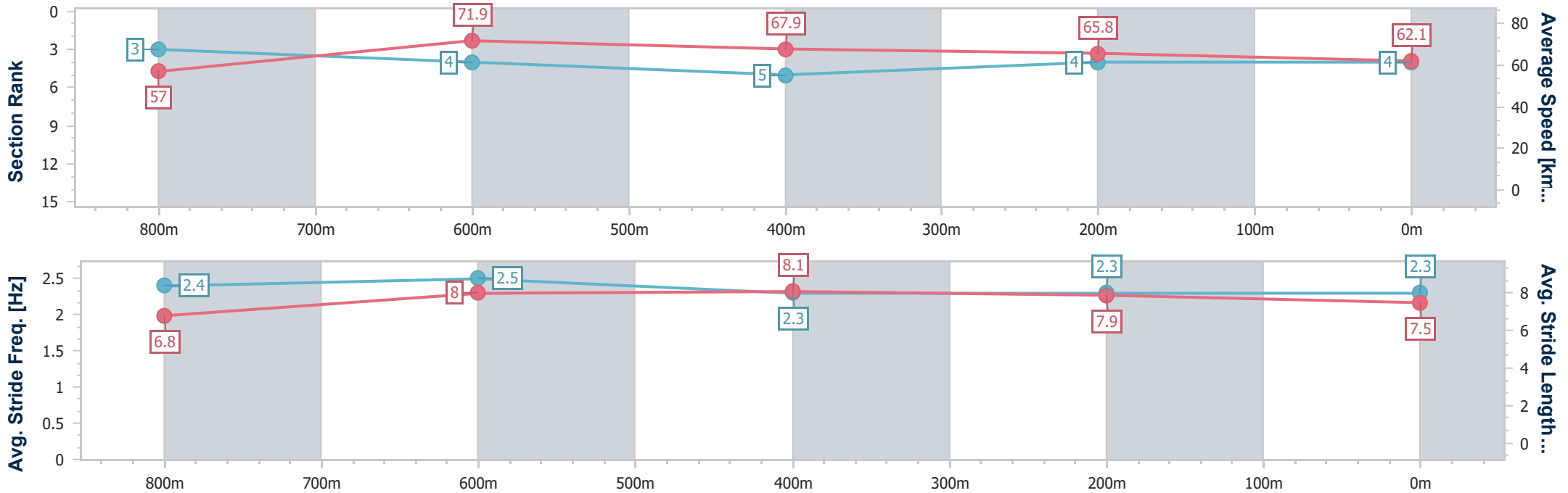
Townsville QLD Professional
Race 7: HIGGINS COATINGS BENCHMARK 70 Handicap - 1000m

17 May 2024 - 16:39

Track Rating: Good 4, Weather: Fine, Rail Position: +4.5m 1000-W/Post; +3m Remainder



Section	Overall	800m	600m	400m	200m
Section Times	0:56.15 [4] (0:12.61)	0:43.54 [3] (0:10.14)	0:33.40 [4] (0:10.78)	0:22.62 [5] (0:11.03)	0:11.59 [4] (0:11.59)
Average Speed [km/h]	57.0	71.9	67.9	65.8	62.1
Top Speed [km/h]	70.8	72.0	71.6	67.2	64.3
Avg. Dist. to Rail [m]	9.2	3.6	3.3	4.8	5.3
Avg. Stride Freq. [Hz]	2.4	2.5	2.3	2.3	2.3
Avg. Stride Length [m]	6.8	8.0	8.1	7.9	7.5



- [] Ranking at each section and finish
- .-.- No data available at this section
- NA No data available



Horse/Jockey Name	Crowning Moment
Final Rank	5
Fastest Section Time (Section)	0:10.35 (800m)
Top Speed [km/h] (Section)	72.4 (Overall)
Race State	Finished



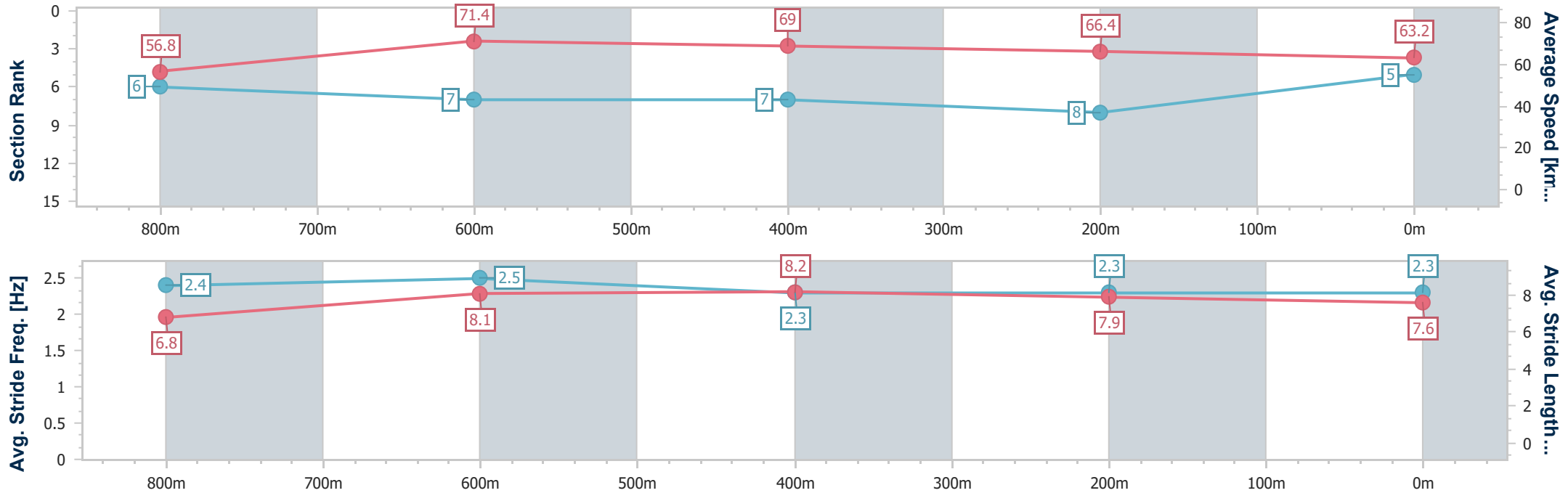
Townsville QLD Professional
Race 7: HIGGINS COATINGS BENCHMARK 70 Handicap - 1000m

17 May 2024 - 16:39

Track Rating: Good 4, Weather: Fine, Rail Position: +4.5m 1000-W/Post; +3m Remainder



Section	Overall	800m	600m	400m	200m
Section Times	0:56.16 [5] (0:12.68)	0:43.48 [6] (0:10.35)	0:33.13 [7] (0:10.72)	0:22.41 [7] (0:11.01)	0:11.40 [8] (0:11.40)
Average Speed [km/h]	56.8	71.4	69.0	66.4	63.2
Top Speed [km/h]	72.4	72.4	70.8	66.9	65.8
Avg. Dist. to Rail [m]	10.8	6.7	5.7	8.9	10.2
Avg. Stride Freq. [Hz]	2.4	2.5	2.3	2.3	2.3
Avg. Stride Length [m]	6.8	8.1	8.2	7.9	7.6



- [] Ranking at each section and finish
- .-.- No data available at this section
- NA No data available



Horse/Jockey Name	Caressing Rupert
Final Rank	6
Fastest Section Time (Section)	0:10.17 (800m)
Top Speed [km/h] (Section)	72.0 (800m)
Race State	Finished



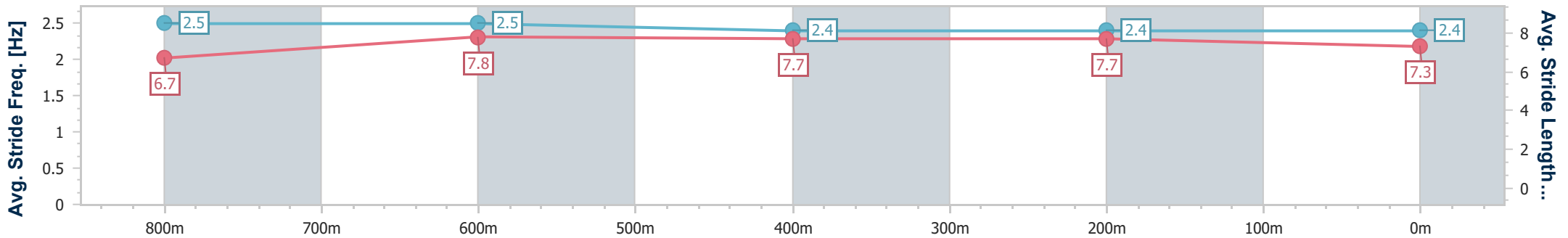
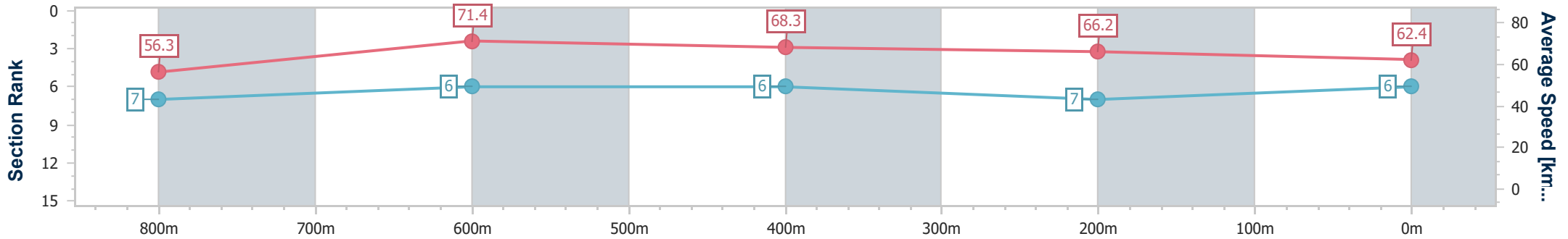
Townsville QLD Professional
Race 7: HIGGINS COATINGS BENCHMARK 70 Handicap - 1000m

17 May 2024 - 16:39

Track Rating: Good 4, Weather: Fine, Rail Position: +4.5m 1000-W/Post; +3m Remainder



Section	Overall	800m	600m	400m	200m
Section Times	0:56.29 [6] (0:12.81)	0:43.48 [7] (0:10.17)	0:33.31 [6] (0:10.74)	0:22.57 [6] (0:11.02)	0:11.55 [7] (0:11.55)
Average Speed [km/h]	56.3	71.4	68.3	66.2	62.4
Top Speed [km/h]	70.3	72.0	72.0	67.2	64.6
Avg. Dist. to Rail [m]	4.9	2.4	3.9	7.6	5.7
Avg. Stride Freq. [Hz]	2.5	2.5	2.4	2.4	2.4
Avg. Stride Length [m]	6.7	7.8	7.7	7.7	7.3



- [] Ranking at each section and finish
- .-.- No data available at this section
- NA No data available



Horse/Jockey Name	Cold Power
Final Rank	7
Fastest Section Time (Section)	0:10.44 (800m)
Top Speed [km/h] (Section)	71.4 (800m)
Race State	Finished



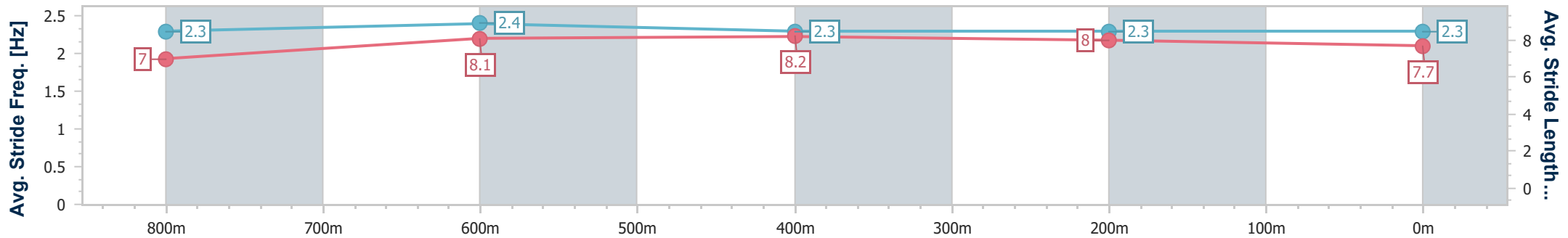
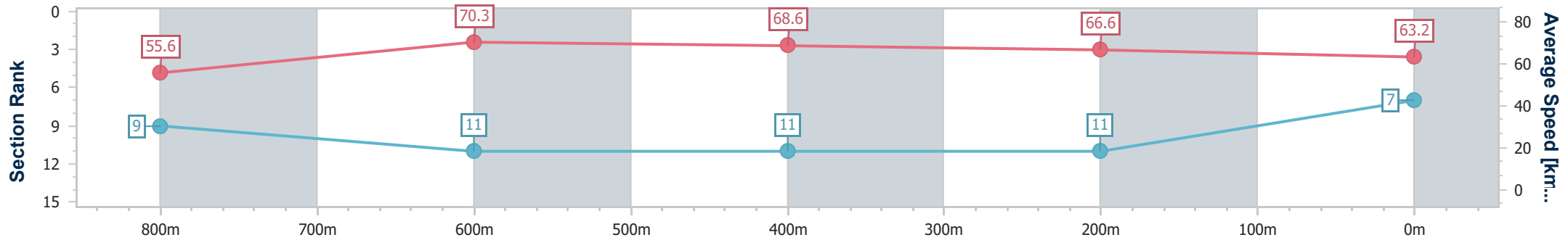
Townsville QLD Professional
Race 7: HIGGINS COATINGS BENCHMARK 70 Handicap - 1000m

17 May 2024 - 16:39

Track Rating: Good 4, Weather: Fine, Rail Position: +4.5m 1000-W/Post; +3m Remainder



Section	Overall	800m	600m	400m	200m
Section Times	0:56.39 [7] (0:12.95)	0:43.44 [9] (0:10.44)	0:33.00 [11] (0:10.69)	0:22.31 [11] (0:10.91)	0:11.40 [11] (0:11.40)
Average Speed [km/h]	55.6	70.3	68.6	66.6	63.2
Top Speed [km/h]	70.4	71.4	70.7	67.5	66.5
Avg. Dist. to Rail [m]	8.0	4.9	3.6	7.1	11.4
Avg. Stride Freq. [Hz]	2.3	2.4	2.3	2.3	2.3
Avg. Stride Length [m]	7.0	8.1	8.2	8.0	7.7



- [] Ranking at each section and finish
- .-.- No data available at this section
- NA No data available



Horse/Jockey Name	Torque Sensation
Final Rank	8
Fastest Section Time (Section)	0:09.94 (800m)
Top Speed [km/h] (Section)	72.4 (800m)
Race State	Finished



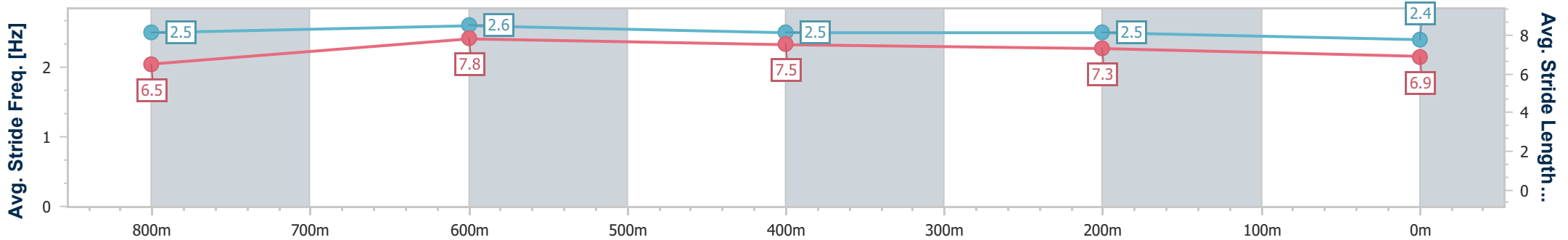
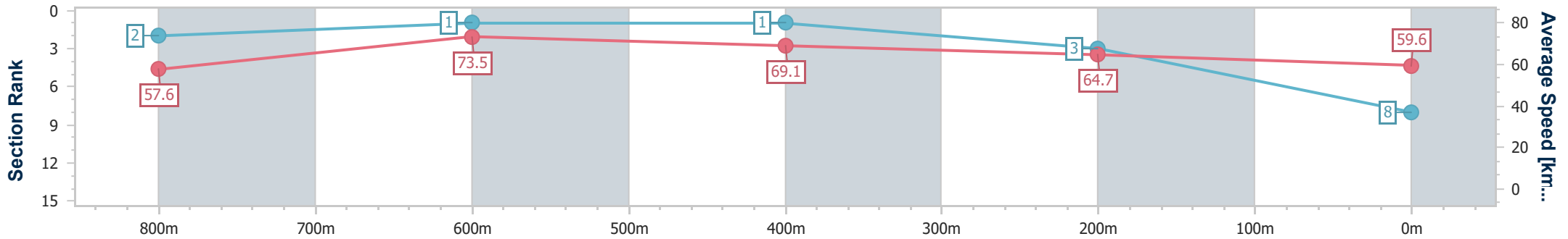
Townsville QLD Professional
Race 7: HIGGINS COATINGS BENCHMARK 70 Handicap - 1000m

17 May 2024 - 16:39

Track Rating: Good 4, Weather: Fine, Rail Position: +4.5m 1000-W/Post; +3m Remainder



Section	Overall	800m	600m	400m	200m
Section Times	0:56.43 [8] (0:12.50)	0:43.93 [2] (0:09.94)	0:33.99 [1] (0:10.63)	0:23.36 [1] (0:11.26)	0:12.10 [3] (0:12.10)
Average Speed [km/h]	57.6	73.5	69.1	64.7	59.6
Top Speed [km/h]	72.0	72.4	71.8	66.7	63.0
Avg. Dist. to Rail [m]	6.8	3.7	4.3	7.2	8.2
Avg. Stride Freq. [Hz]	2.5	2.6	2.5	2.5	2.4
Avg. Stride Length [m]	6.5	7.8	7.5	7.3	6.9



- [] Ranking at each section and finish
- .-.- No data available at this section
- NA No data available



Horse/Jockey Name	Wanna Tweet
Final Rank	9
Fastest Section Time (Section)	0:10.20 (800m)
Top Speed [km/h] (Section)	72.2 (Overall)
Race State	Finished



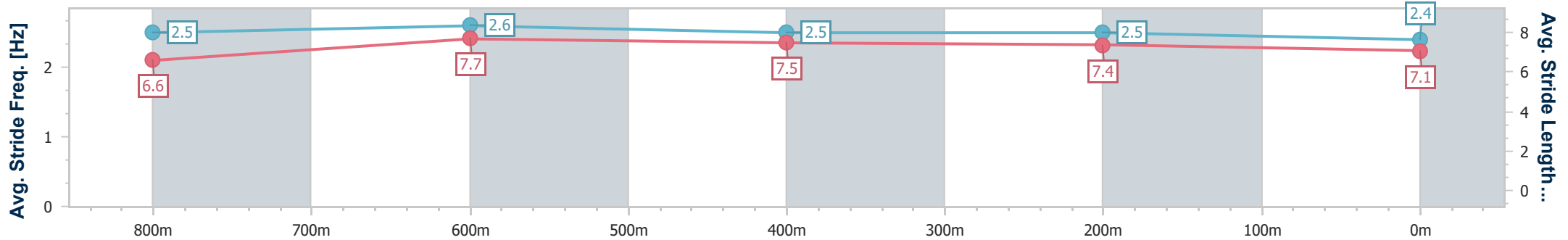
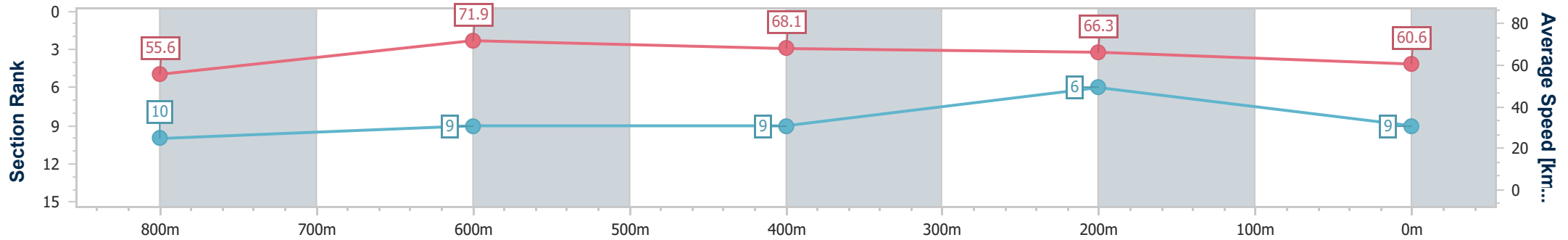
Townsville QLD Professional
Race 7: HIGGINS COATINGS BENCHMARK 70 Handicap - 1000m

17 May 2024 - 16:39

Track Rating: Good 4, Weather: Fine, Rail Position: +4.5m 1000-W/Post; +3m Remainder



Section	Overall	800m	600m	400m	200m
Section Times	0:56.63 [9] (0:12.97)	0:43.66 [10] (0:10.20)	0:33.46 [9] (0:10.69)	0:22.77 [9] (0:10.87)	0:11.90 [6] (0:11.90)
Average Speed [km/h]	55.6	71.9	68.1	66.3	60.6
Top Speed [km/h]	72.2	72.0	70.8	67.4	64.3
Avg. Dist. to Rail [m]	11.2	5.3	1.7	3.0	6.5
Avg. Stride Freq. [Hz]	2.5	2.6	2.5	2.5	2.4
Avg. Stride Length [m]	6.6	7.7	7.5	7.4	7.1



- [] Ranking at each section and finish
- .-.- No data available at this section
- NA No data available



Horse/Jockey Name	Choquant
Final Rank	10
Fastest Section Time (Section)	0:10.17 (800m)
Top Speed [km/h] (Section)	72.0 (800m)
Race State	Finished



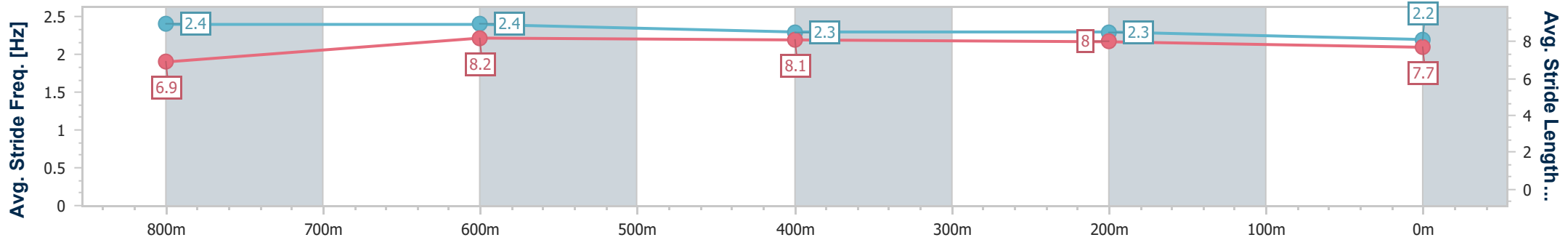
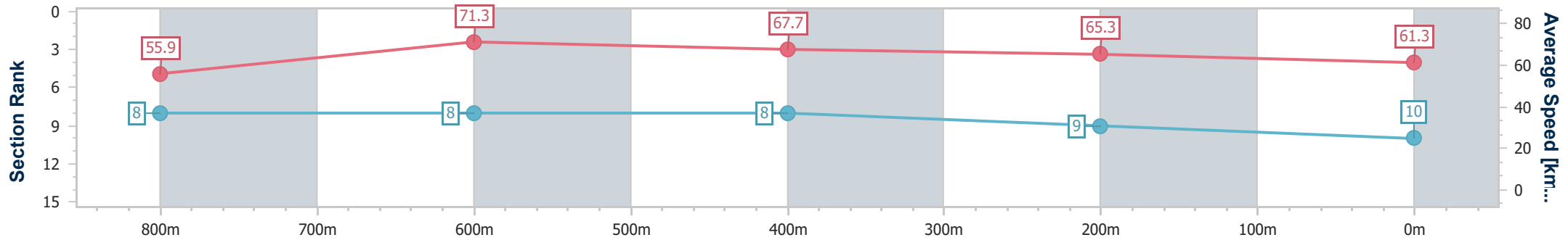
Townsville QLD Professional
Race 7: HIGGINS COATINGS BENCHMARK 70 Handicap - 1000m

17 May 2024 - 16:39

Track Rating: Good 4, Weather: Fine, Rail Position: +4.5m 1000-W/Post; +3m Remainder



Section	Overall	800m	600m	400m	200m
Section Times	0:56.63 [10] (0:12.89)	0:43.74 [8] (0:10.17)	0:33.57 [8] (0:10.72)	0:22.85 [8] (0:11.08)	0:11.77 [9] (0:11.77)
Average Speed [km/h]	55.9	71.3	67.7	65.3	61.3
Top Speed [km/h]	71.5	72.0	70.0	66.5	63.8
Avg. Dist. to Rail [m]	3.6	2.0	1.8	2.7	2.9
Avg. Stride Freq. [Hz]	2.4	2.4	2.3	2.3	2.2
Avg. Stride Length [m]	6.9	8.2	8.1	8.0	7.7



- [] Ranking at each section and finish
- .-.- No data available at this section
- NA No data available



Horse/Jockey Name	Bakuhatsu
Final Rank	11
Fastest Section Time (Section)	0:10.12 (800m)
Top Speed [km/h] (Section)	72.7 (Overall)
Race State	Finished



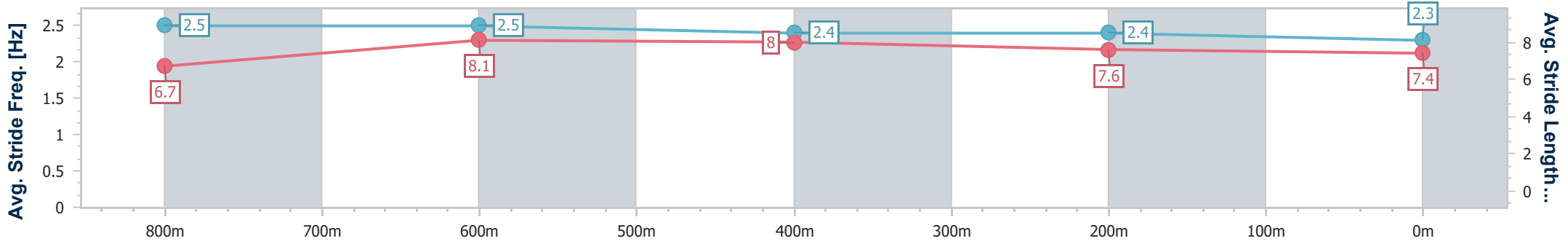
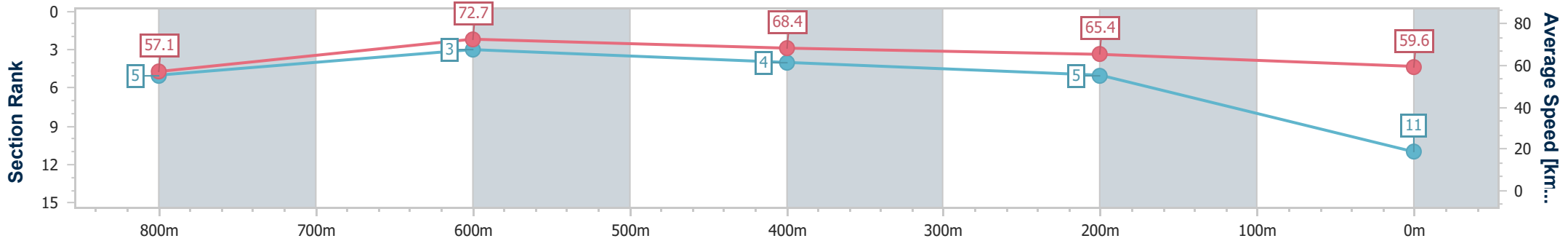
Townsville QLD Professional
Race 7: HIGGINS COATINGS BENCHMARK 70 Handicap - 1000m

17 May 2024 - 16:39

Track Rating: Good 4, Weather: Fine, Rail Position: +4.5m 1000-W/Post; +3m Remainder



Section	Overall	800m	600m	400m	200m
Section Times	0:56.67 [11] (0:12.61)	0:44.06 [5] (0:10.12)	0:33.94 [3] (0:10.74)	0:23.20 [4] (0:11.11)	0:12.09 [5] (0:12.09)
Average Speed [km/h]	57.1	72.7	68.4	65.4	59.6
Top Speed [km/h]	72.7	72.4	71.3	67.2	63.2
Avg. Dist. to Rail [m]	11.9	5.6	4.3	5.5	7.4
Avg. Stride Freq. [Hz]	2.5	2.5	2.4	2.4	2.3
Avg. Stride Length [m]	6.7	8.1	8.0	7.6	7.4



- [] Ranking at each section and finish
- .-.- No data available at this section
- NA No data available



Horse/Jockey Name	Ventura Ocean
Final Rank	12
Fastest Section Time (Section)	0:10.19 (800m)
Top Speed [km/h] (Section)	72.0 (800m)
Race State	Finished



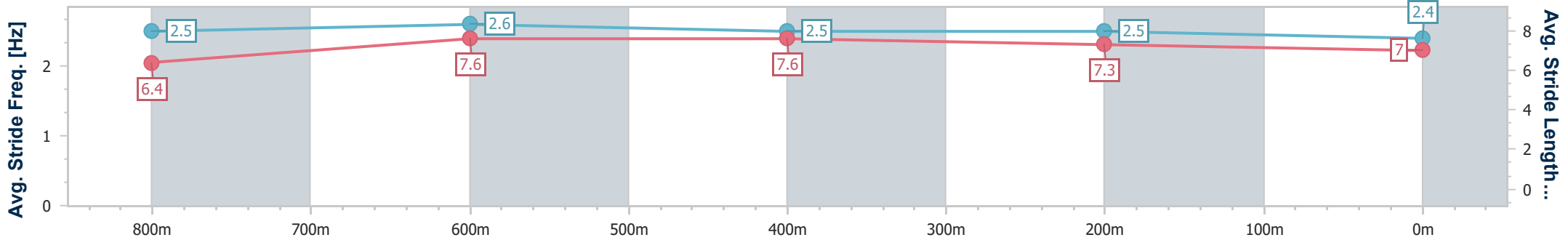
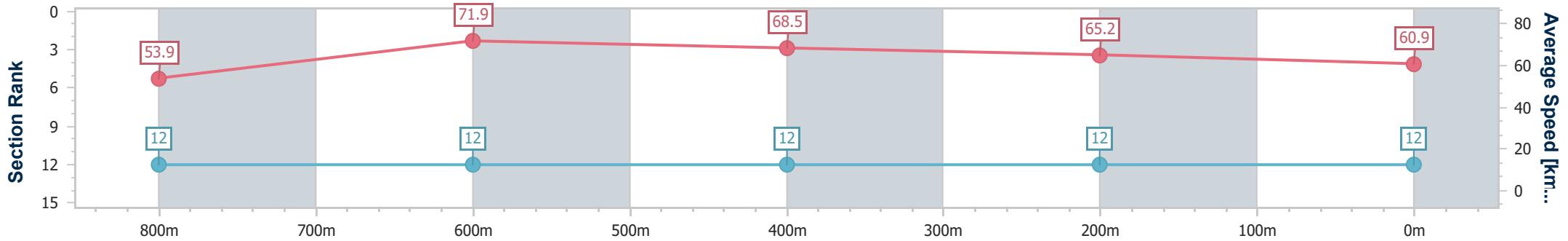
Townsville QLD Professional
Race 7: HIGGINS COATINGS BENCHMARK 70 Handicap - 1000m

17 May 2024 - 16:39

Track Rating: Good 4, Weather: Fine, Rail Position: +4.5m 1000-W/Post; +3m Remainder



Section	Overall	800m	600m	400m	200m
Section Times	0:57.23 [12] (0:13.36)	0:43.87 [12] (0:10.19)	0:33.68 [12] (0:10.68)	0:23.00 [12] (0:11.17)	0:11.83 [12] (0:11.83)
Average Speed [km/h]	53.9	71.9	68.5	65.2	60.9
Top Speed [km/h]	71.0	72.0	70.4	67.0	64.2
Avg. Dist. to Rail [m]	8.2	4.2	3.2	8.1	12.4
Avg. Stride Freq. [Hz]	2.5	2.6	2.5	2.5	2.4
Avg. Stride Length [m]	6.4	7.6	7.6	7.3	7.0



- [] Ranking at each section and finish
- .-.- No data available at this section
- NA No data available



Horse/Jockey Name	South Parade
Final Rank	13
Fastest Section Time (Section)	0:10.26 (800m)
Top Speed [km/h] (Section)	72.8 (800m)
Race State	Finished



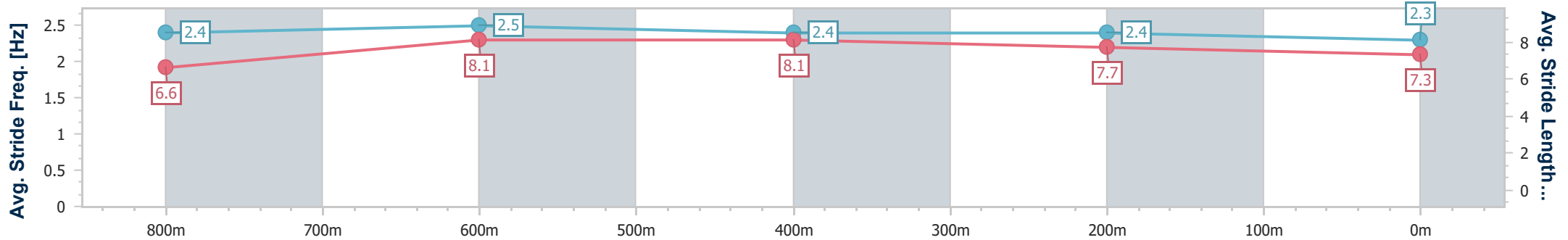
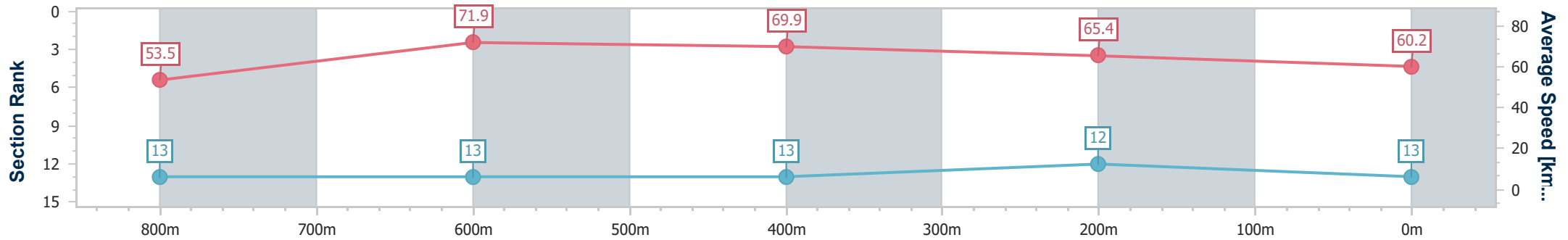
Townsville QLD Professional
Race 7: HIGGINS COATINGS BENCHMARK 70 Handicap - 1000m

17 May 2024 - 16:39

Track Rating: Good 4, Weather: Fine, Rail Position: +4.5m 1000-W/Post; +3m Remainder



Section	Overall	800m	600m	400m	200m
Section Times	0:57.39 [13] (0:13.43)	0:43.96 [13] (0:10.26)	0:33.70 [13] (0:10.55)	0:23.15 [13] (0:11.16)	0:11.99 [12] (0:11.99)
Average Speed [km/h]	53.5	71.9	69.9	65.4	60.2
Top Speed [km/h]	70.9	72.8	72.6	68.8	63.0
Avg. Dist. to Rail [m]	11.0	6.0	5.3	10.2	15.0
Avg. Stride Freq. [Hz]	2.4	2.5	2.4	2.4	2.3
Avg. Stride Length [m]	6.6	8.1	8.1	7.7	7.3



- [] Ranking at each section and finish
- .-.- No data available at this section
- NA No data available