



Townsville QLD Professional

Race 6: MM ELECTRICAL TOWNSVILLE QTIS Class 3 Handicap - 1200m

17 May 2024 - 15:59



Track Rating: Good 4, Weather: Fine, Rail Position: +4.5m 1000-W/Post; +3m Remainder

Section		Overall										Last 600m	
Field Times		1:08.74										0:34.24	
		(0:13.27)											
		0:55.47											
		(0:10.56)											
		0:44.91											
		(0:10.67)											
		0:34.24											
		(0:10.94)											
		0:23.30											
		(0:11.18)											
		0:12.12											
		(0:12.12)											
Rank	TAB	Horse/Jockey	Barrier	Top Speed [km/h]	Fastest Section	Overall	1000m	800m	600m	400m	200m	Margin	Distance Travelled [m]
1	9	FODOR	1	69.1	0:10.56	1:08.74 [1]	0:55.47 [1]	0:44.91 [1]	0:34.24 [1]	0:23.30 [1]	0:12.12 [1]	1:08.74	0:34.24
		Ryan Wiggins		1000m	1000m	(0:13.27)	(0:10.56)	(0:10.67)	(0:10.94)	(0:11.18)	(0:12.12)		
2	3	UNDER THE LIMIT	4	69.5	0:10.64	1:09.06 [2]	0:55.75 [2]	0:45.11 [2]	0:34.41 [2]	0:23.41 [2]	0:12.14 [2]	1.85L	0:34.41 +8
		Ashley Butler		800m	1000m	(0:13.31)	(0:10.64)	(0:10.70)	(0:11.00)	(0:11.27)	(0:12.14)		
3	1	SERGEANT HULKA	15	68.2	0:10.74	1:09.66 [3]	0:55.66 [7]	0:44.92 [8]	0:34.01 [8]	0:23.12 [6]	0:11.93 [6]	5.42L	0:34.01 +10
		Cody Collis		800m	1000m	(0:14.00)	(0:10.74)	(0:10.91)	(0:10.89)	(0:11.19)	(0:11.93)		
4	5	DEVIL'S INN	9	68.2	0:10.85	1:09.67 [4]	0:55.56 [10]	0:44.71 [9]	0:33.85 [9]	0:22.87 [9]	0:11.74 [9]	5.43L	0:33.85 +11
		Carl Spry		800m	1000m	(0:14.11)	(0:10.85)	(0:10.86)	(0:10.98)	(0:11.13)	(0:11.74)		
5	8	THE SHERPA	6	67.1	0:10.94	1:09.75 [5]	0:56.20 [5]	0:45.26 [6]	0:34.27 [7]	0:23.11 [7]	0:12.02 [5]	5.9L	0:34.27 +9
		Frank Edwards		800m	1000m	(0:13.55)	(0:10.94)	(0:10.99)	(0:11.16)	(0:11.09)	(0:12.02)		
6	7	INDICATIVE	2	69.1	0:10.58	1:10.01 [6]	0:56.27 [6]	0:45.69 [4]	0:35.02 [4]	0:24.01 [4]	0:12.51 [3]	7.45L	0:35.02 +0
		Graham Kliese		1000m	1000m	(0:13.74)	(0:10.58)	(0:10.67)	(0:11.01)	(0:11.50)	(0:12.51)		
7	6	FINSCEAL	7	66.9	0:10.80	1:10.16 [7]	0:55.98 [11]	0:45.18 [10]	0:34.32 [10]	0:23.04 [10]	0:11.78 [10]	8.31L	0:34.32 +4
		Gabrielle Semmens		800m	1000m	(0:14.18)	(0:10.80)	(0:10.86)	(0:11.28)	(0:11.26)	(0:11.78)		
8	12	LET'S RIDE	12	68.6	0:10.64	1:10.35 [8]	0:56.31 [8]	0:45.67 [7]	0:34.87 [6]	0:23.70 [8]	0:12.43 [8]	9.43L	0:34.87 +5
		Jackson Murphy		800m	1000m	(0:14.04)	(0:10.64)	(0:10.80)	(0:11.17)	(0:11.27)	(0:12.43)		
9	14	MR KOBO	14	70.2	0:10.65	1:10.36 [9]	0:56.86 [3]	0:46.21 [3]	0:35.52 [3]	0:24.37 [3]	0:12.79 [4]	9.54L	0:35.52 +7
		Tyler Leslight		1000m	1000m	(0:13.50)	(0:10.65)	(0:10.69)	(0:11.15)	(0:11.58)	(0:12.79)		
10	11	REDAVNI	11	68.7	0:10.82	1:10.45 [10]	0:56.91 [4]	0:46.09 [5]	0:35.26 [5]	0:24.20 [5]	0:12.68 [7]	10.07L	0:35.26 +8
		Chris Whiteley		800m	1000m	(0:13.54)	(0:10.82)	(0:10.83)	(0:11.06)	(0:11.52)	(0:12.68)		

Scratched: Beauty Boom (#2), Northern Pride (#4), Flaming Homer (#10)

[] Ranking at each section and finish
 -:-:- No data available at this section
 NA No data available

SCN Saddle cloth number
 DNF Did not finish
 DNT Did not track



Townsville QLD Professional

Race 6: MM ELECTRICAL TOWNSVILLE QTIS Class 3 Handicap - 1200m

17 May 2024 - 15:59



Track Rating: Good 4, Weather: Fine, Rail Position: +4.5m 1000-W/Post; +3m Remainder

Section	Overall	1000m	800m	600m	400m	200m	Last 600m
Field Times	1:08.74 (0:13.27)	0:55.47 (0:10.56)	0:44.91 (0:10.67)	0:34.24 (0:10.94)	0:23.30 (0:11.18)	0:12.12 (0:12.12)	0:34.24

Rank	TAB	Horse/Jockey	Barrier	Top Speed [km/h]	Fastest Section	Overall	1000m	800m	600m	400m	200m	Margin	Distance Travelled [m]
11	13	HUNT THE HUNTER Scott Sheargold	10	67.9 800m	0:10.87 1000m	1:11.02 [11] (0:14.42)	0:56.60 [12] (0:10.87)	0:45.73 [12] (0:10.93)	0:34.80 [12] (0:11.12)	0:23.68 [12] (0:11.35)	0:12.33 [11] (0:12.33)	13.38L	0:34.80 +7
12	15	QUE CEE SPADE Rebecca Wilson	3	66.9 1000m	0:10.96 1000m	1:11.30 [12] (0:14.08)	0:57.22 [9] (0:10.96)	0:46.26 [11] (0:11.11)	0:35.15 [11] (0:11.16)	0:23.99 [11] (0:11.41)	0:12.58 [12] (0:12.58)	15.05L	0:35.15 +6

Scratched: Beauty Boom (#2), Northern Pride (#4), Flaming Homer (#10)



Horse/Jockey Name	Fodor
Final Rank	1
Fastest Section Time (Section)	0:10.56 (1000m)
Top Speed [km/h] (Section)	69.1 (1000m)
Race State	Finished



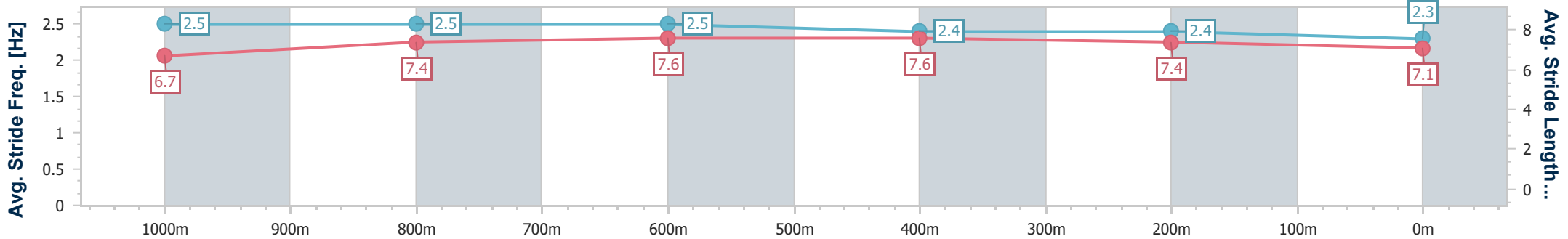
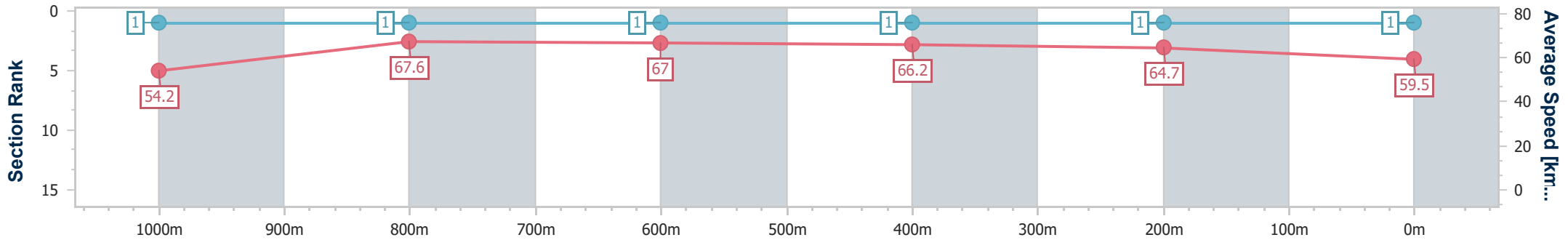
Townsville QLD Professional
Race 6: MM ELECTRICAL TOWNSVILLE QTIS Class 3 Handicap - 1200m



17 May 2024 - 15:59

Track Rating: Good 4, Weather: Fine, Rail Position: +4.5m 1000-W/Post; +3m Remainder

Section	Overall	1000m	800m	600m	400m	200m
Section Times	1:08.74 [1] (0:13.27)	0:55.47 [1] (0:10.56)	0:44.91 [1] (0:10.67)	0:34.24 [1] (0:10.94)	0:23.30 [1] (0:11.18)	0:12.12 [1] (0:12.12)
Average Speed [km/h]	54.2	67.6	67.0	66.2	64.7	59.5
Top Speed [km/h]	69.1	69.1	68.0	67.3	66.0	62.9
Avg. Dist. to Rail [m]	1.6	1.7	1.3	1.2	2.8	3.5
Avg. Stride Freq. [Hz]	2.5	2.5	2.5	2.4	2.4	2.3
Avg. Stride Length [m]	6.7	7.4	7.6	7.6	7.4	7.1



- [] Ranking at each section and finish
- .-.- No data available at this section
- NA No data available



Horse/Jockey Name	Under The Limit
Final Rank	2
Fastest Section Time (Section)	0:10.64 (1000m)
Top Speed [km/h] (Section)	69.5 (800m)
Race State	Finished



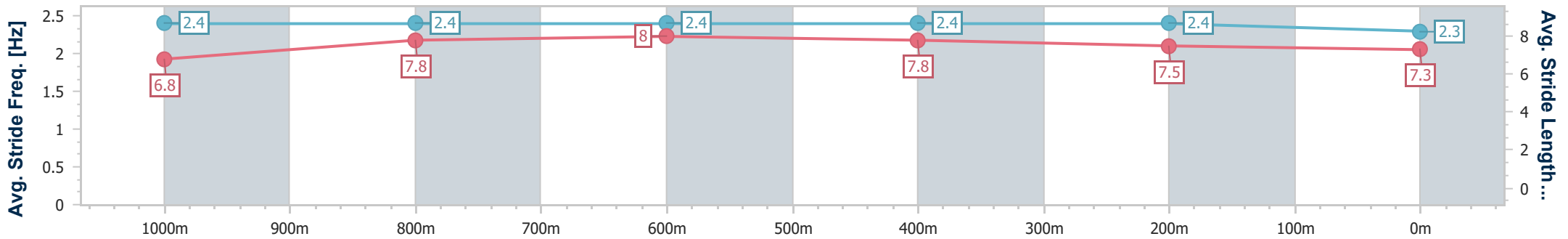
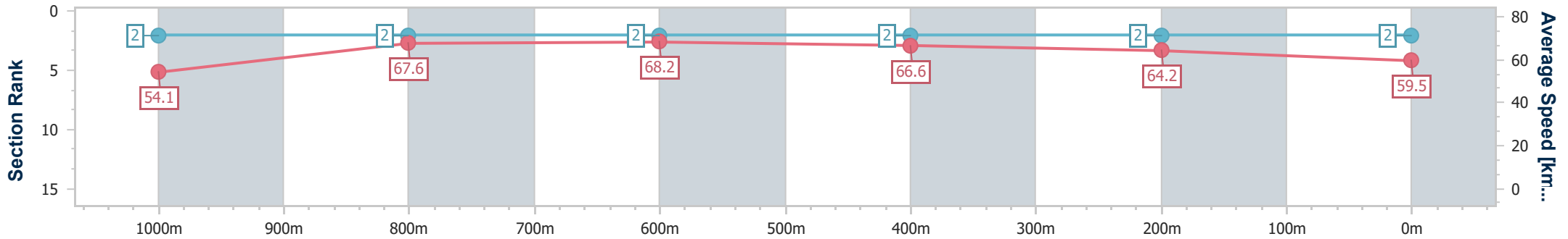
Townsville QLD Professional
Race 6: MM ELECTRICAL TOWNSVILLE QTIS Class 3 Handicap - 1200m



17 May 2024 - 15:59

Track Rating: Good 4, Weather: Fine, Rail Position: +4.5m 1000-W/Post; +3m Remainder

Section	Overall	1000m	800m	600m	400m	200m								
Section Times	1:09.06 [2] (0:13.31)	0:55.75 [2] (0:10.64)	0:45.11 [2] (0:10.70)	0:34.41 [2] (0:11.00)	0:23.41 [2] (0:11.27)	0:12.14 [2] (0:12.14)								
Average Speed [km/h]	54.1	67.6	68.2	66.6	64.2	59.5								
Top Speed [km/h]	66.9	69.3	69.5	68.0	66.3	62.5								
Avg. Dist. to Rail [m]	2.4	0.4	2.5	3.6	3.6	4.4								
Avg. Stride Freq. [Hz]	2.4	2.4	2.4	2.4	2.4	2.3								
Avg. Stride Length [m]	6.8	7.8	8.0	7.8	7.5	7.3								



- [] Ranking at each section and finish
- .-.- No data available at this section
- NA No data available



Horse/Jockey Name	Sergeant Hulka
Final Rank	3
Fastest Section Time (Section)	0:10.74 (1000m)
Top Speed [km/h] (Section)	68.2 (800m)
Race State	Finished



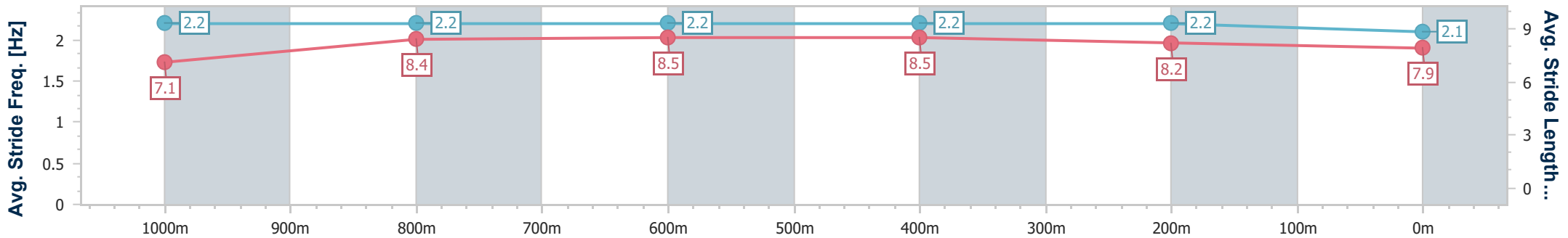
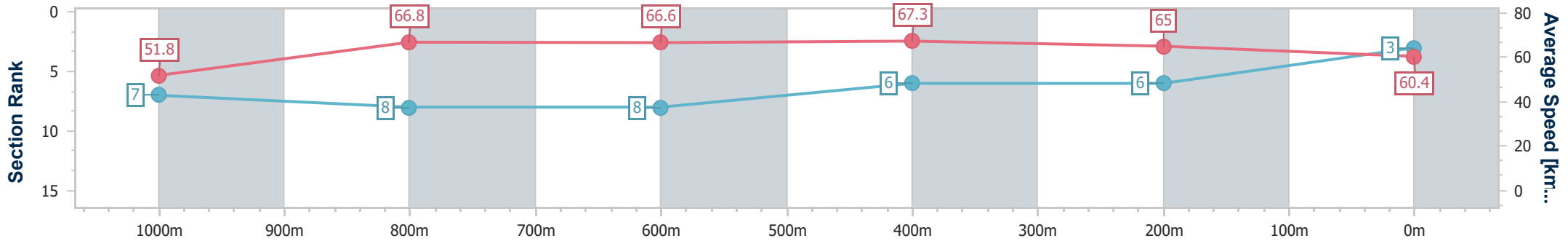
Townsville QLD Professional
Race 6: MM ELECTRICAL TOWNSVILLE QTIS Class 3 Handicap - 1200m



17 May 2024 - 15:59

Track Rating: Good 4, Weather: Fine, Rail Position: +4.5m 1000-W/Post; +3m Remainder

Section	Overall	1000m	800m	600m	400m	200m
Section Times	1:09.66 [3] (0:14.00)	0:55.66 [7] (0:10.74)	0:44.92 [8] (0:10.91)	0:34.01 [8] (0:10.89)	0:23.12 [6] (0:11.19)	0:11.93 [6] (0:11.93)
Average Speed [km/h]	51.8	66.8	66.6	67.3	65.0	60.4
Top Speed [km/h]	66.8	67.9	68.2	68.0	66.7	63.6
Avg. Dist. to Rail [m]	10.1	1.0	1.5	3.7	7.8	8.5
Avg. Stride Freq. [Hz]	2.2	2.2	2.2	2.2	2.2	2.1
Avg. Stride Length [m]	7.1	8.4	8.5	8.5	8.2	7.9



- [] Ranking at each section and finish
- .-.- No data available at this section
- NA No data available



Horse/Jockey Name	Devil's Inn
Final Rank	4
Fastest Section Time (Section)	0:10.85 (1000m)
Top Speed [km/h] (Section)	68.2 (800m)
Race State	Finished

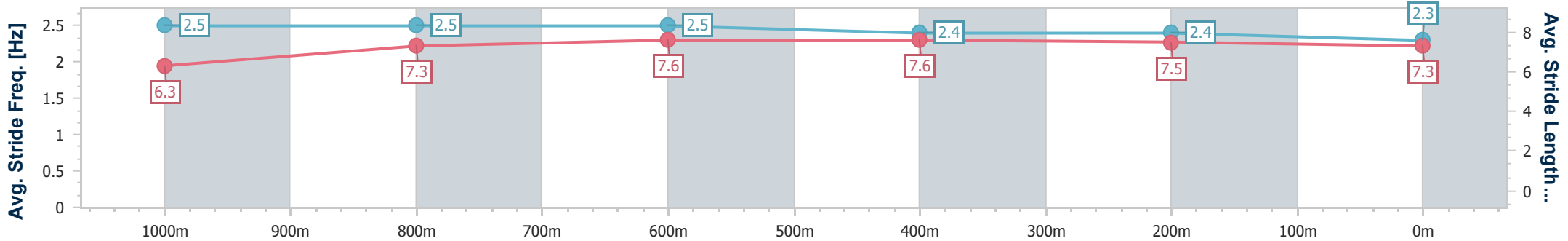
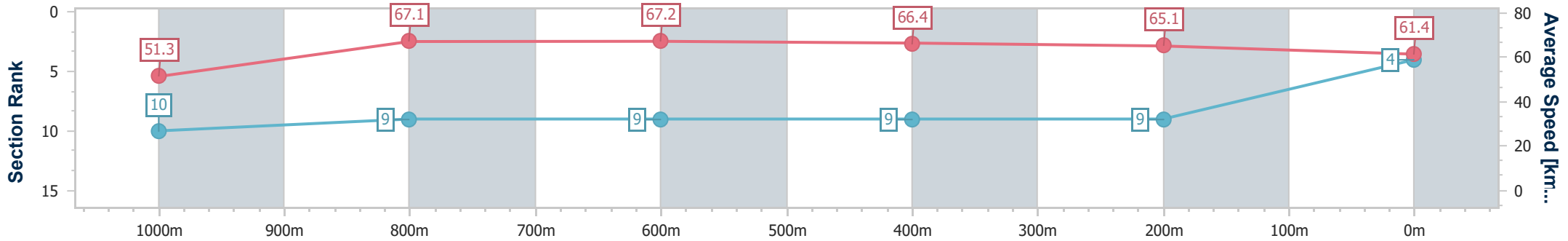


Townsville QLD Professional
Race 6: MM ELECTRICAL TOWNSVILLE QTIS Class 3 Handicap - 1200m



17 May 2024 - 15:59
Track Rating: Good 4, Weather: Fine, Rail Position: +4.5m 1000-W/Post; +3m Remainder

Section	Overall	1000m	800m	600m	400m	200m
Section Times	1:09.67 [4] (0:14.11)	0:55.56 [10] (0:10.85)	0:44.71 [9] (0:10.86)	0:33.85 [9] (0:10.98)	0:22.87 [9] (0:11.13)	0:11.74 [9] (0:11.74)
Average Speed [km/h]	51.3	67.1	67.2	66.4	65.1	61.4
Top Speed [km/h]	65.1	68.0	68.2	67.4	66.9	64.4
Avg. Dist. to Rail [m]	8.0	2.1	2.6	2.5	4.2	3.8
Avg. Stride Freq. [Hz]	2.5	2.5	2.5	2.4	2.4	2.3
Avg. Stride Length [m]	6.3	7.3	7.6	7.6	7.5	7.3



- [] Ranking at each section and finish
- .-.- No data available at this section
- NA No data available



Horse/Jockey Name	The Sherpa
Final Rank	5
Fastest Section Time (Section)	0:10.94 (1000m)
Top Speed [km/h] (Section)	67.1 (800m)
Race State	Finished



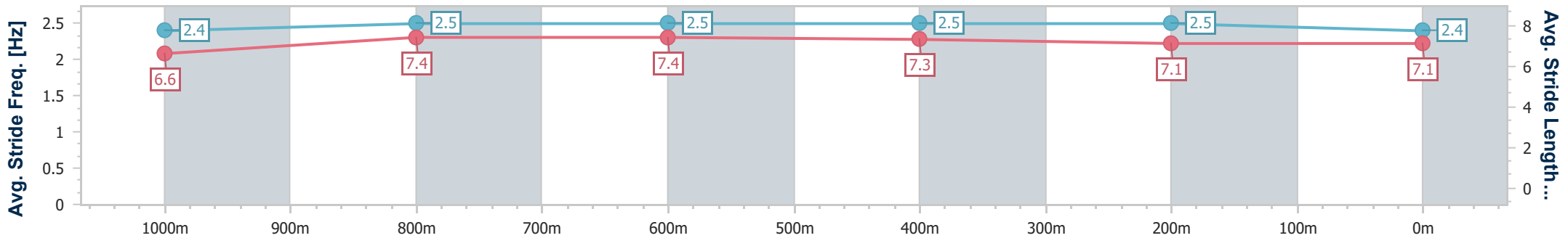
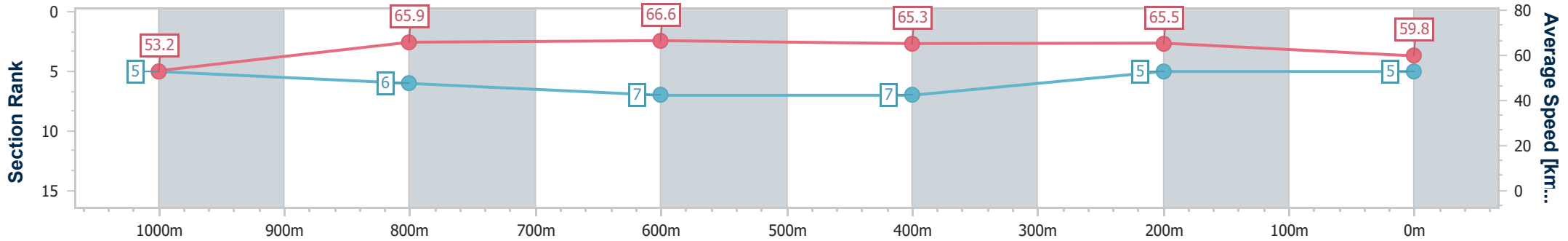
Townsville QLD Professional
Race 6: MM ELECTRICAL TOWNSVILLE QTIS Class 3 Handicap - 1200m



17 May 2024 - 15:59

Track Rating: Good 4, Weather: Fine, Rail Position: +4.5m 1000-W/Post; +3m Remainder

Section	Overall	1000m	800m	600m	400m	200m
Section Times	1:09.75 [5] (0:13.55)	0:56.20 [5] (0:10.94)	0:45.26 [6] (0:10.99)	0:34.27 [7] (0:11.16)	0:23.11 [7] (0:11.09)	0:12.02 [5] (0:12.02)
Average Speed [km/h]	53.2	65.9	66.6	65.3	65.5	59.8
Top Speed [km/h]	65.7	66.9	67.1	66.0	66.1	63.8
Avg. Dist. to Rail [m]	4.2	0.9	3.3	2.7	4.9	4.8
Avg. Stride Freq. [Hz]	2.4	2.5	2.5	2.5	2.5	2.4
Avg. Stride Length [m]	6.6	7.4	7.4	7.3	7.1	7.1



- [] Ranking at each section and finish
- .-.- No data available at this section
- NA No data available



Horse/Jockey Name	Indicative
Final Rank	6
Fastest Section Time (Section)	0:10.58 (1000m)
Top Speed [km/h] (Section)	69.1 (1000m)
Race State	Finished



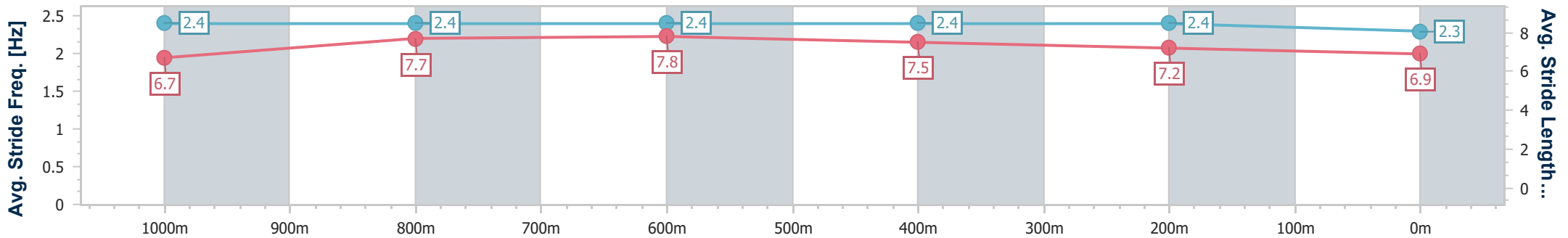
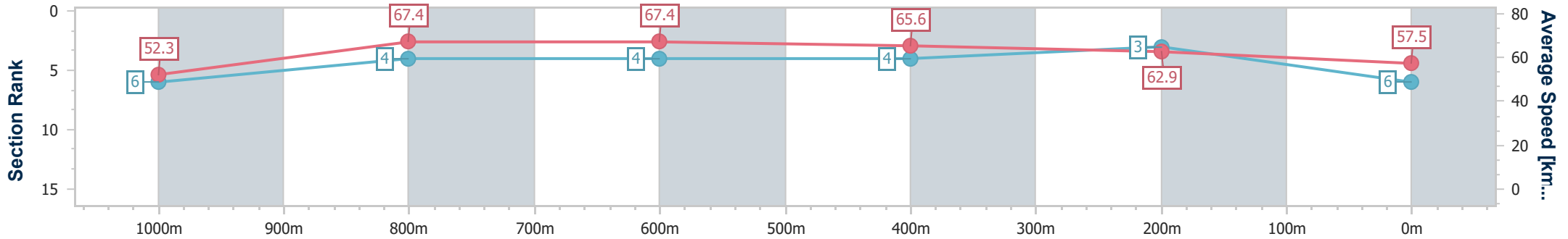
Townsville QLD Professional
Race 6: MM ELECTRICAL TOWNSVILLE QTIS Class 3 Handicap - 1200m



17 May 2024 - 15:59

Track Rating: Good 4, Weather: Fine, Rail Position: +4.5m 1000-W/Post; +3m Remainder

Section	Overall	1000m	800m	600m	400m	200m
Section Times	1:10.01 [6] (0:13.74)	0:56.27 [6] (0:10.58)	0:45.69 [4] (0:10.67)	0:35.02 [4] (0:11.01)	0:24.01 [4] (0:11.50)	0:12.51 [3] (0:12.51)
Average Speed [km/h]	52.3	67.4	67.4	65.6	62.9	57.5
Top Speed [km/h]	65.2	69.1	68.9	67.7	64.5	61.5
Avg. Dist. to Rail [m]	2.1	2.1	0.2	0.8	2.8	3.9
Avg. Stride Freq. [Hz]	2.4	2.4	2.4	2.4	2.4	2.3
Avg. Stride Length [m]	6.7	7.7	7.8	7.5	7.2	6.9



- [] Ranking at each section and finish
- .-.- No data available at this section
- NA No data available



Horse/Jockey Name	Finsceal
Final Rank	7
Fastest Section Time (Section)	0:10.80 (1000m)
Top Speed [km/h] (Section)	66.9 (800m)
Race State	Finished



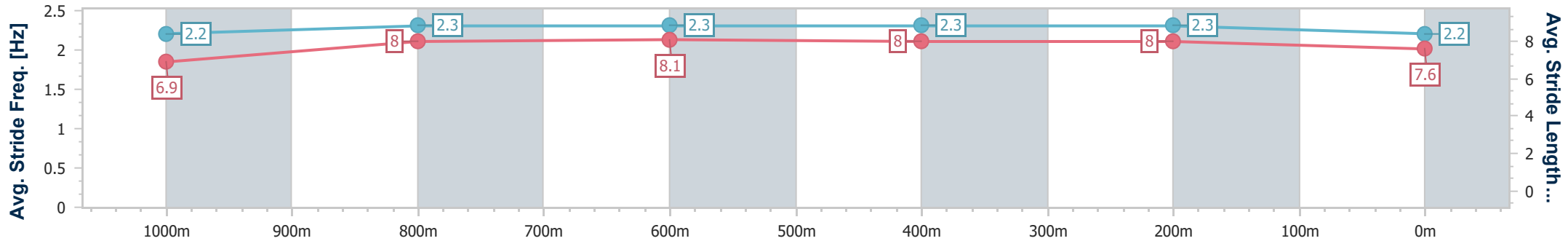
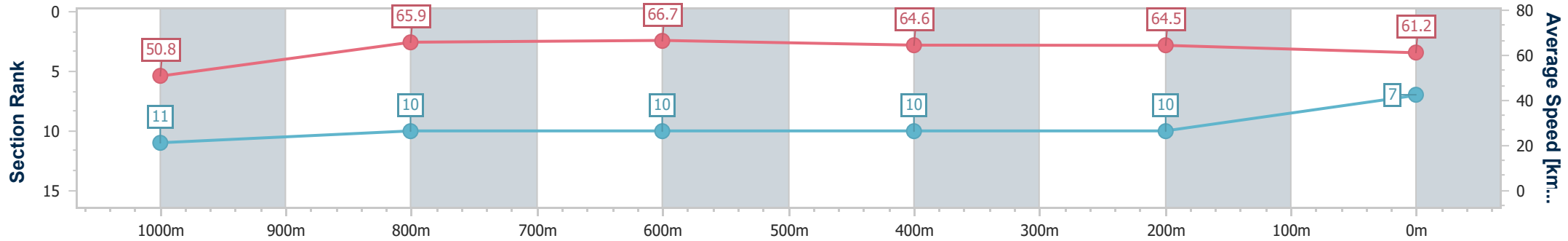
Townsville QLD Professional
Race 6: MM ELECTRICAL TOWNSVILLE QTIS Class 3 Handicap - 1200m



17 May 2024 - 15:59

Track Rating: Good 4, Weather: Fine, Rail Position: +4.5m 1000-W/Post; +3m Remainder

Section	Overall	1000m	800m	600m	400m	200m
Section Times	1:10.16 [7] (0:14.18)	0:55.98 [11] (0:10.80)	0:45.18 [10] (0:10.86)	0:34.32 [10] (0:11.28)	0:23.04 [10] (0:11.26)	0:11.78 [10] (0:11.78)
Average Speed [km/h]	50.8	65.9	66.7	64.6	64.5	61.2
Top Speed [km/h]	65.8	66.6	66.9	66.7	65.2	62.9
Avg. Dist. to Rail [m]	3.7	2.1	0.9	2.7	6.0	8.7
Avg. Stride Freq. [Hz]	2.2	2.3	2.3	2.3	2.3	2.2
Avg. Stride Length [m]	6.9	8.0	8.1	8.0	8.0	7.6



- [] Ranking at each section and finish
- .-.- No data available at this section
- NA No data available



Horse/Jockey Name	Let's Ride
Final Rank	8
Fastest Section Time (Section)	0:10.64 (1000m)
Top Speed [km/h] (Section)	68.6 (800m)
Race State	Finished



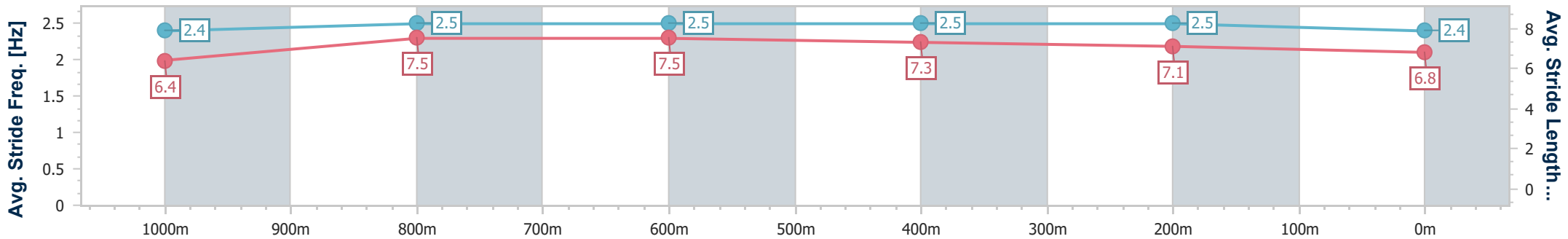
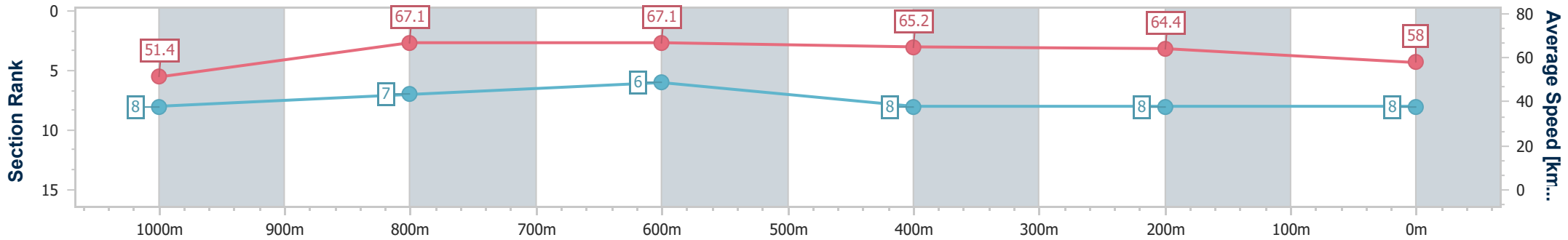
Townsville QLD Professional
Race 6: MM ELECTRICAL TOWNSVILLE QTIS Class 3 Handicap - 1200m



17 May 2024 - 15:59

Track Rating: Good 4, Weather: Fine, Rail Position: +4.5m 1000-W/Post; +3m Remainder

Section	Overall	1000m	800m	600m	400m	200m								
Section Times	1:10.35 [8] (0:14.04)	0:56.31 [8] (0:10.64)	0:45.67 [7] (0:10.80)	0:34.87 [6] (0:11.17)	0:23.70 [8] (0:11.27)	0:12.43 [8] (0:12.43)								
Average Speed [km/h]	51.4	67.1	67.1	65.2	64.4	58.0								
Top Speed [km/h]	66.8	67.8	68.6	66.9	66.1	63.0								
Avg. Dist. to Rail [m]	7.5	1.8	1.0	2.7	4.0	4.3								
Avg. Stride Freq. [Hz]	2.4	2.5	2.5	2.5	2.5	2.4								
Avg. Stride Length [m]	6.4	7.5	7.5	7.3	7.1	6.8								



- [] Ranking at each section and finish
- .-.- No data available at this section
- NA No data available



Horse/Jockey Name	Mr Kobo
Final Rank	9
Fastest Section Time (Section)	0:10.65 (1000m)
Top Speed [km/h] (Section)	70.2 (1000m)
Race State	Finished



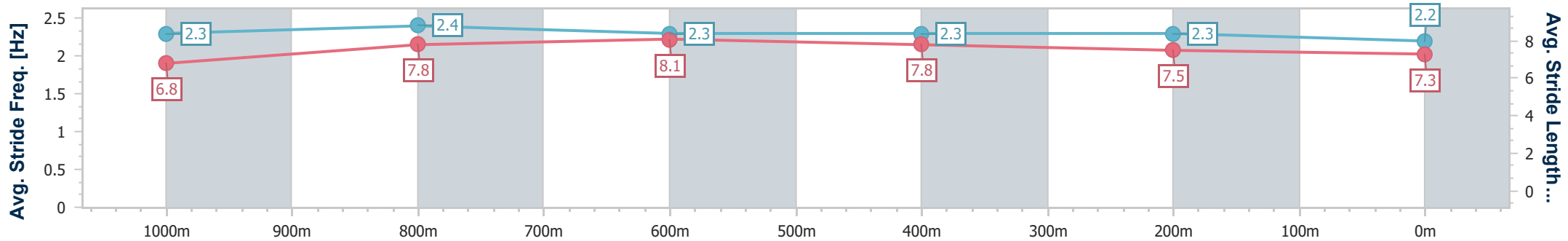
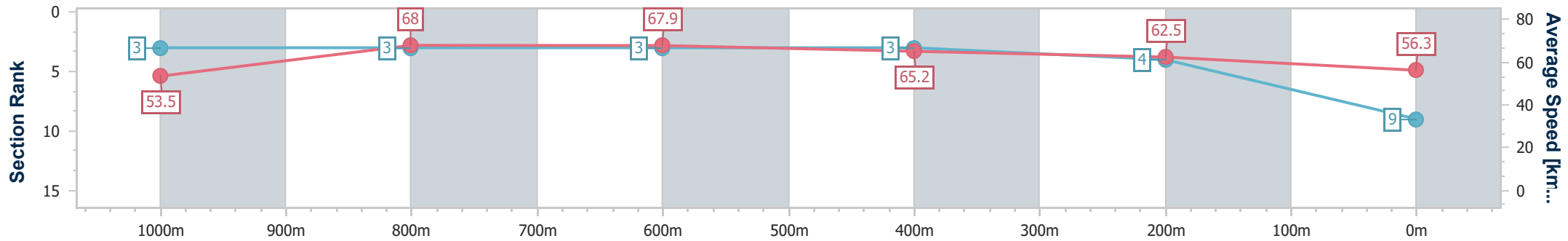
Townsville QLD Professional
Race 6: MM ELECTRICAL TOWNSVILLE QTIS Class 3 Handicap - 1200m



17 May 2024 - 15:59

Track Rating: Good 4, Weather: Fine, Rail Position: +4.5m 1000-W/Post; +3m Remainder

Section	Overall	1000m	800m	600m	400m	200m									
Section Times	1:10.36 [9] (0:13.50)	0:56.86 [3] (0:10.65)	0:46.21 [3] (0:10.69)	0:35.52 [3] (0:11.15)	0:24.37 [3] (0:11.58)	0:12.79 [4] (0:12.79)									
Average Speed [km/h]	53.5	68.0	67.9	65.2	62.5	56.3									
Top Speed [km/h]	67.7	70.2	69.2	66.8	63.7	60.2									
Avg. Dist. to Rail [m]	6.8	0.9	1.4	2.0	3.4	5.9									
Avg. Stride Freq. [Hz]	2.3	2.4	2.3	2.3	2.3	2.2									
Avg. Stride Length [m]	6.8	7.8	8.1	7.8	7.5	7.3									



- [] Ranking at each section and finish
- .-.- No data available at this section
- NA No data available



Horse/Jockey Name	Redavni
Final Rank	10
Fastest Section Time (Section)	0:10.82 (1000m)
Top Speed [km/h] (Section)	68.7 (800m)
Race State	Finished



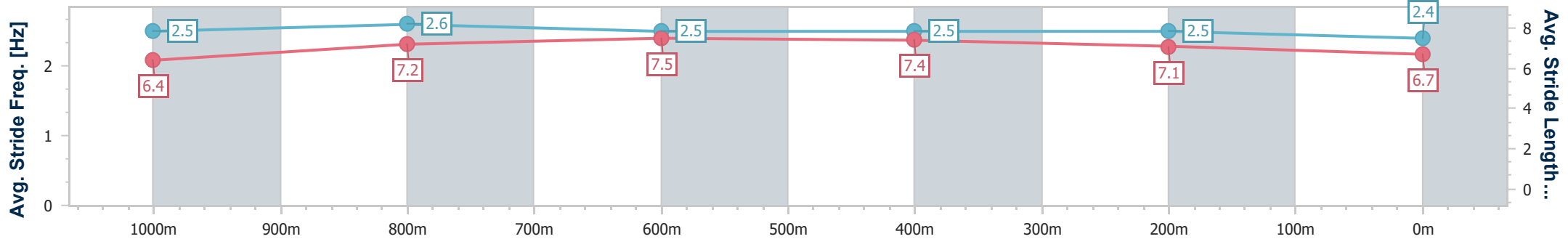
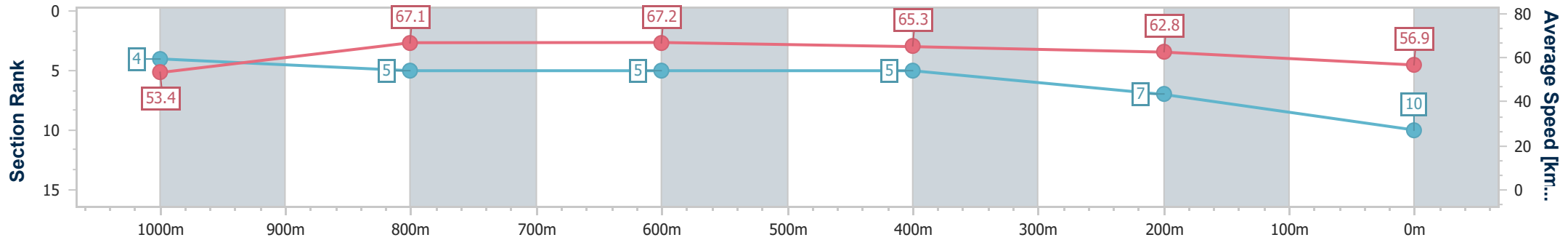
Townsville QLD Professional
Race 6: MM ELECTRICAL TOWNSVILLE QTIS Class 3 Handicap - 1200m



17 May 2024 - 15:59

Track Rating: Good 4, Weather: Fine, Rail Position: +4.5m 1000-W/Post; +3m Remainder

Section	Overall	1000m	800m	600m	400m	200m								
Section Times	1:10.45 [10] (0:13.54)	0:56.91 [4] (0:10.82)	0:46.09 [5] (0:10.83)	0:35.26 [5] (0:11.06)	0:24.20 [5] (0:11.52)	0:12.68 [7] (0:12.68)								
Average Speed [km/h]	53.4	67.1	67.2	65.3	62.8	56.9								
Top Speed [km/h]	65.2	68.3	68.7	67.0	64.9	60.4								
Avg. Dist. to Rail [m]	7.8	1.8	2.3	0.8	4.6	6.7								
Avg. Stride Freq. [Hz]	2.5	2.6	2.5	2.5	2.5	2.4								
Avg. Stride Length [m]	6.4	7.2	7.5	7.4	7.1	6.7								



- [] Ranking at each section and finish
- .-.- No data available at this section
- NA No data available



Horse/Jockey Name	Hunt The Hunter
Final Rank	11
Fastest Section Time (Section)	0:10.87 (1000m)
Top Speed [km/h] (Section)	67.9 (800m)
Race State	Finished



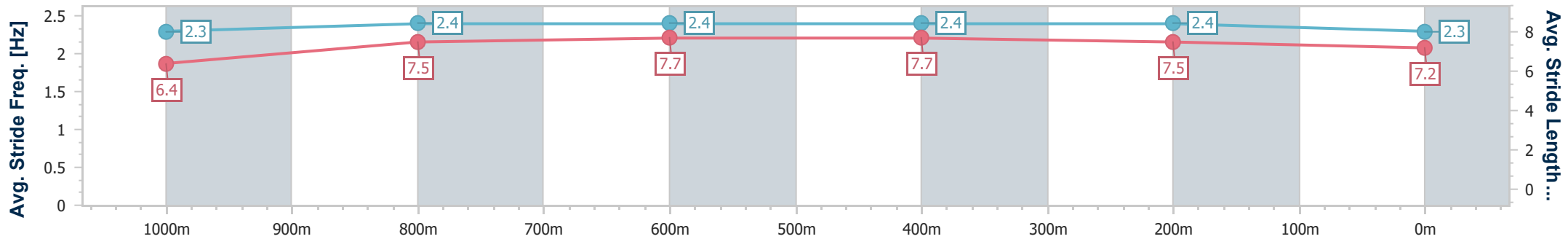
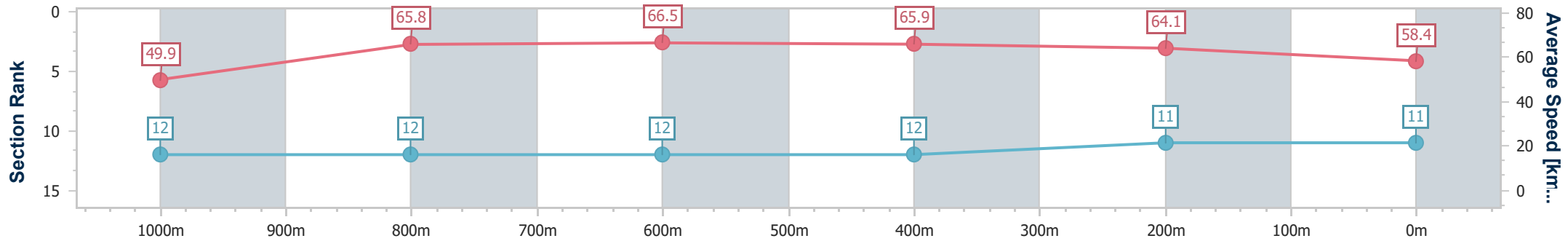
Townsville QLD Professional
Race 6: MM ELECTRICAL TOWNSVILLE QTIS Class 3 Handicap - 1200m

17 May 2024 - 15:59

Track Rating: Good 4, Weather: Fine, Rail Position: +4.5m 1000-W/Post; +3m Remainder



Section	Overall	1000m	800m	600m	400m	200m
Section Times	1:11.02 [11] (0:14.42)	0:56.60 [12] (0:10.87)	0:45.73 [12] (0:10.93)	0:34.80 [12] (0:11.12)	0:23.68 [12] (0:11.35)	0:12.33 [11] (0:12.33)
Average Speed [km/h]	49.9	65.8	66.5	65.9	64.1	58.4
Top Speed [km/h]	65.1	67.8	67.9	66.7	66.3	62.3
Avg. Dist. to Rail [m]	4.8	1.6	2.3	3.6	7.1	7.1
Avg. Stride Freq. [Hz]	2.3	2.4	2.4	2.4	2.4	2.3
Avg. Stride Length [m]	6.4	7.5	7.7	7.7	7.5	7.2



- [] Ranking at each section and finish
- .-.- No data available at this section
- NA No data available



Horse/Jockey Name	Que Cee Spade
Final Rank	12
Fastest Section Time (Section)	0:10.96 (1000m)
Top Speed [km/h] (Section)	66.9 (1000m)
Race State	Finished



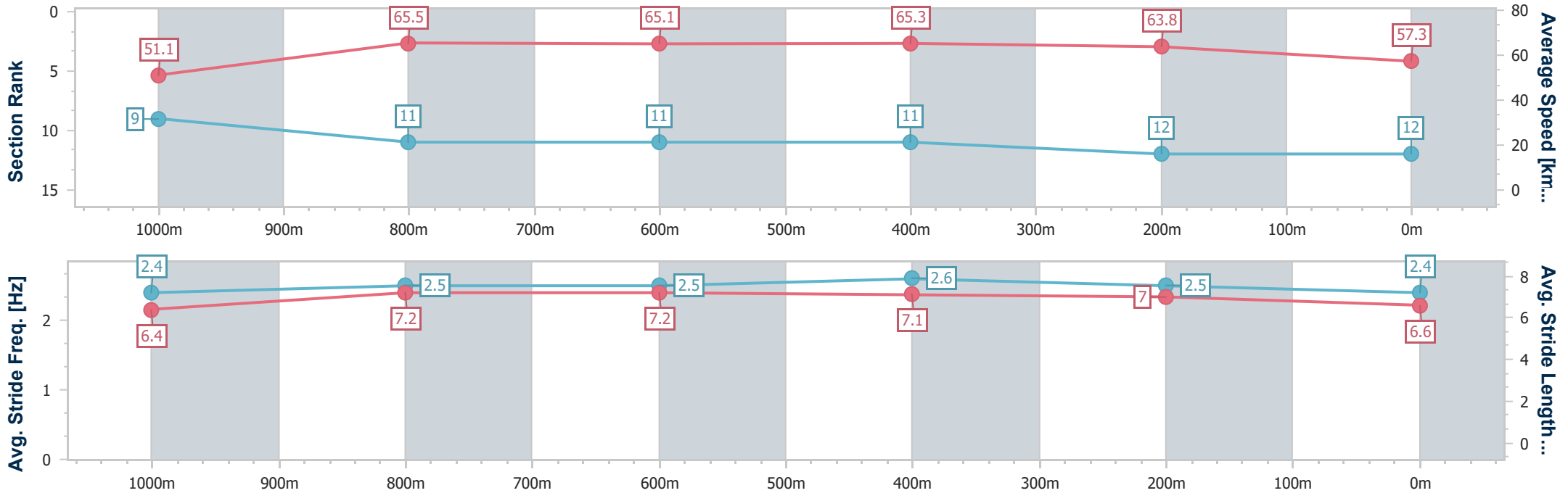
Townsville QLD Professional
Race 6: MM ELECTRICAL TOWNSVILLE QTIS Class 3 Handicap - 1200m



17 May 2024 - 15:59

Track Rating: Good 4, Weather: Fine, Rail Position: +4.5m 1000-W/Post; +3m Remainder

Section	Overall	1000m	800m	600m	400m	200m
Section Times	1:11.30 [12] (0:14.08)	0:57.22 [9] (0:10.96)	0:46.26 [11] (0:11.11)	0:35.15 [11] (0:11.16)	0:23.99 [11] (0:11.41)	0:12.58 [12] (0:12.58)
Average Speed [km/h]	51.1	65.5	65.1	65.3	63.8	57.3
Top Speed [km/h]	64.7	66.9	66.0	66.6	65.7	62.3
Avg. Dist. to Rail [m]	2.7	1.0	0.5	2.9	7.2	9.8
Avg. Stride Freq. [Hz]	2.4	2.5	2.5	2.6	2.5	2.4
Avg. Stride Length [m]	6.4	7.2	7.2	7.1	7.0	6.6



- [] Ranking at each section and finish
- .-.- No data available at this section
- NA No data available